

Age difference between the populations of binary and single F stars revealed from *HIPPARCOS* data

A.A. Suchkov

*Space Telescope Science Institute*¹

Received February 7, 2000 ; accepted April 21, 2000

ABSTRACT

We have compared the kinematics and metallicity of the main sequence binary and single *wby* F stars from the *HIPPARCOS* catalog to see if the populations of these stars originate from the same statistical ensemble. The velocity dispersions of the known unresolved binary F stars have been found to be dramatically smaller than those of the single F stars. This suggests that the population of these binaries is, in fact, younger than that of the single stars, which is further supported by the difference in metal abundance: the binaries turn out to be, on average, more metal rich than the single stars. So, we conclude that the population of these binaries is indeed *younger* than that of the single F stars. Comparison of the single F stars with the C binaries (binary candidates identified in Suchkov & McMaster 1999) has shown, on the other hand, that the latter stars are, on average, *older* than the single F stars. We suggest that the age difference between the single F stars, known unresolved binaries, and C binaries is associated with the fact that stellar evolution in a binary systems depends on the binary components mass ratio and separation, with these parameters being statistically very different for the known binaries and C binaries (e.g., mostly substellar secondaries in C binaries versus stellar secondaries in known binaries).

In general we conclude that the populations of known binaries, C binaries, and single F stars do not belong to the same statistical ensemble. The implications of the discovered age difference between these populations along with the corresponding differences in kinematics and metallicity should be important not only for understanding the evolution of stars but also for the history of star formation and the evolution of the local galactic disk.

Subject headings: binaries: general — Galaxy: kinematics and dynamics — Galaxy: stellar content — solar neighborhood — stars: evolution — stars: kinematics

1. Introduction

Binaries are believed to constitute a significant fraction of the local stellar population (e.g., Duquennoy A. & Mayor 1991, Suchkov & McMaster 1999). Because of that they contribute substantially to the statistics of age, metallicity, and kinematics of the main sequence stars in the solar neighborhood. Since the evolution of the local galactic disk is deduced mostly from these statistics (e.g., Twarog 1980, Carlberg et al. 1985,

Marsakov et al. 1990, Meusinger et al. 1991, Edvardsson et al. 1993, Caloi et al. 1999), the presence of binaries may affect inferences regarding the history of star formation and metal enrichment in the disk if the population of these stars is statistically different from that of the single stars. In this paper we compare the kinematics and metallicity of binary and single F stars to see if they belong to the same statistical ensemble.

We use a sample of the *HIPPARCOS* F stars ($0.22 \geq (b - y) \geq 0.39$) that have *wby* photometry in Hauck & Mermilliod (1998), and treat separately the stars marked in *HIPPARCOS* as sin-

¹Operated by AURA Inc., under contract with NASA, Baltimore, MD 21218, USA

gle stars, unresolved binaries, and resolved binaries. The latter two groups of stars will be referred to as *known* binaries to differentiate them from the binary candidates (C binaries) discussed below. All the stars have tangential velocity obtained from the *HIPPARCOS* parallax and proper motion. About a third of them have also radial velocities (taken mostly from Ochslein F. 1980, Barbier-Brossat et al. 1994, and Duffot et al. 1995), which have been used to compute total spatial velocity. Metallicity has been derived from the *wby* data using the metallicity calibration from Carlberg et al. (1985). Effective temperature, T_e , has been computed from the $(b - y)$ color, with the algorithm based on Moon (1985), Moon & Dworetzky (1985). The sample is constrained to the stars within 200 pc, metallicity range $-0.6 < [\text{Fe}/\text{H}] < 0.5$, magnitude accuracy better than 0.003 (in V), parallax accuracy better than 3 mas, and proper motion accuracy better than 3 mas yr $^{-1}$ in both coordinates.

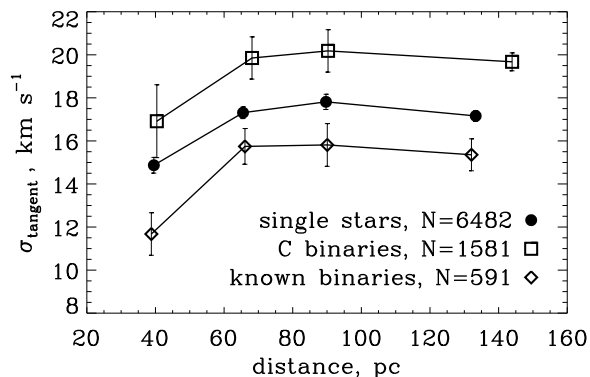


Fig. 1.— Kinematics of F stars as a function of distance. The difference in tangential velocity dispersion between the three groups of stars suggests that the known binaries are statistically younger while the C binaries are older than the single F stars.

Many of the nearby single stars are in fact yet unidentified binaries (e.g., Duquennoy & Mayor 1991). Numerous binary candidates, called C binaries, were identified in Suchkov & McMaster (1999). The criterion used to isolate C binaries involves the difference between the star’s absolute magnitude derived from the *HIPPARCOS* parallax and the Johnson V magnitude, M_V , and the absolute magnitude computed from the dered-

dened *wby* color index c_0 , M_{c_0} (the computation of M_{c_0} utilizes the algorithm based on Moon 1985, Moon & Dworetzky 1985). The discrepancy between the two magnitudes, $\Delta M_{c_0} = M_{c_0} - M_V > 0$ (M_V too bright for the star’s Δc_0), appears to be a strong signature of a binary system. So, to reduce the contamination in the sample of the single stars with binaries, we have excluded the stars with $\Delta M_{c_0} > 0.45$ (C binaries at the 3- σ level) from that sample. The same rejection criterion has been applied to the sample of the binary stars to avoid any differential bias. The anomalously bright “single” stars, $\Delta M_{c_0} > 0.45$, have been isolated into a sample of C binaries. A summary of kinematics and metallicity of all groups of stars considered here is given in Table 1.

2. Evidence from kinematics and metallicity for age difference between binary and single F stars

Figure 1 compares tangential velocity dispersion of the single F stars, known unresolved binaries, and C binaries, revealing a dramatic difference between the three populations. First, the known binary F stars have significantly smaller velocity dispersions at all distances from the Sun. The latter fact rules out a possible selection bias against distant binaries as a cause of the kinematic differences between the three populations. As seen in Table 1, the difference in spatial velocity dispersion is even more dramatic.

We have checked if the sample color selection criterion, $0.22 \leq (b - y)_0 \leq 0.39$, introduces a bias favoring hotter binaries and/or cooler single stars, which could make the sample binary stars younger just because of different age sampling at different effective temperatures. Such a bias can arise if, for whatever reasons, binaries are hotter than single stars at the same $(b - y)_0$ color. If this is the case, the relationship between the effective temperature, $T_{e,spectr}$ (derived from spectroscopic analysis), and $(b - y)_0$ must be different for the binaries and the single stars. This is tested in Figure 2, where $T_{e,spectr}$ is from Cayrel de Strobel et al. (1997). Comparison of the upper and lower panels shows that within the uncertainties the two relationships are identical, which rules out any age bias associated with the color selection criterion. Among other known selection effects none

Table 1: Velocity dispersion and mean metallicity of single and binary F stars within 200 pc.

Sample	ΔM_{c0} (mag)	σ (km s ⁻¹)	[Fe/H] ($\times 10^{-2}$)	N
tangential velocity stars, $\sigma = \sigma_{tangent}$				
single ^a ..	< 0.45	17.1 \pm 0.2	-1.09 \pm 0.2	6482
binary ^b .	< 0.45	15.2 \pm 0.4	-0.75 \pm 0.7	591
“single” ^c	> 0.45	19.7 \pm 0.3	-1.06 \pm 0.5	1581
binary .	> 0.45	17.0 \pm 0.5	-1.02 \pm 0.7	641
spatial velocity stars, $\sigma = \sigma_{total}$				
single ..	< 0.45	22.0 \pm 0.4	-1.09 \pm 0.5	1414
binary .	< 0.45	15.9 \pm 0.9	-0.65 \pm 0.3	147
“single” ^c	> 0.45	23.4 \pm 0.9	-1.02 \pm 0.1	332
binary .	> 0.45	17.0 \pm 0.8	-0.97 \pm 0.3	203

^{a,b}used to generate plots for single and known binary stars, respectively

^ccalled C binaries in the text

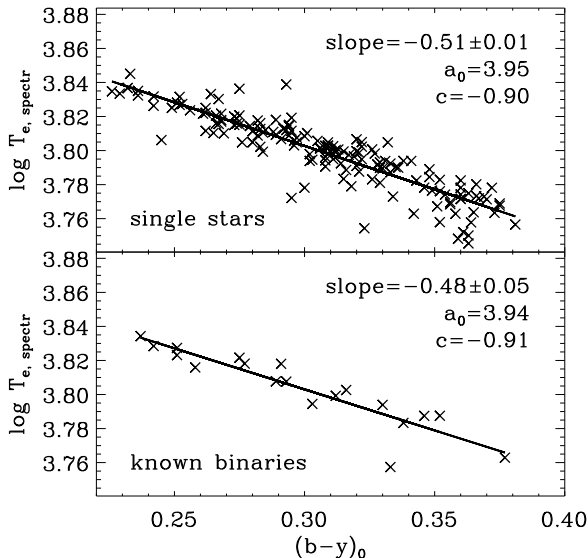


Fig. 2.— Relationship between the temperature measured from spectroscopic analysis, $T_{e,spectr}$, and the color index $(b-y)_0$. The legend gives the correlation coefficient, c , along with the intercept, a_0 , and the slope of the regression line. The numbers show that the relationship for the binaries (lower panel) is essentially identical to that for the single stars (upper panel), which means that the $(b-y)_0$ color selection criterion provides the same age sampling for binary and single stars.

was found to introduce a bias favoring low-velocity binary stars. So, the kinematic discrepancy between the known binaries and the single stars in Figure 1 must be intrinsic.

For the stellar populations in the solar neighborhood, smaller velocity dispersion implies younger age. Therefore, the above result means that the known binary F stars are, on average, younger than single F stars. This conclusion is further supported by the respective discrepancy in the mean metallicity of the two populations. Figure 3 shows that the binary stars are, on average, more metal rich, implying that they are statistically younger than single stars. As with the kinematics, the difference in metallicity is present at all distances, and none of the known selection effects was found to introduce a bias favoring metal rich binary stars. This argues that the metallicity difference and the corresponding age discrepancy between the known binaries and the single stars are real.

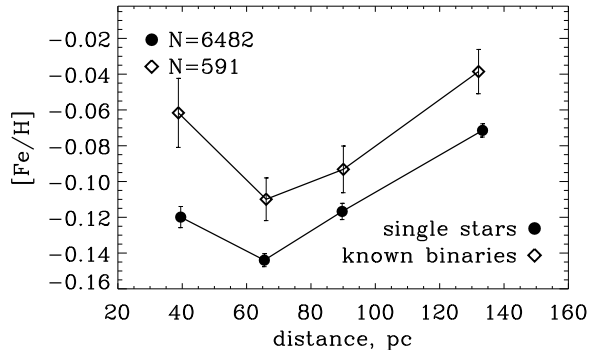


Fig. 3.— Metallicity of known binary and single F stars as a function of distance. The higher metallicity of the binary stars indicates that they are younger than the single stars.

If the population of known binaries is indeed younger than that of single F stars, the questions is: why? An obvious place to look for an answer is the interaction of the binary components. Depending on separation, the components of close binaries can strongly interact with each other, including mass loss and/or mass transfer, which drastically changes their evolution. The interaction effects are believed to make the CM diagrams of star clusters look much different from what is expected on the basis of the standard stellar evolution theory as applied to a coeval population of

single stars (see, e.g., Pols & Marinus 1994, and references therein). So, it would be natural to associate the younger, on average, age of the binary F stars with the interaction of binary components in tight pairs, which somehow reduces the main sequence lifetime of the primary component. This hypothesis is supported by Figure 4, which provides evidence that component separation is relevant to how long the primary star may live on the MS. Figure 4 compares the velocity dispersions of the spatially resolved binary F stars (in fact, these are the binary components having individual entries in the *HIPPARCOS* catalog) with those of the unresolved double stars. Statistically, the spatially resolved binary pairs have obviously wider separations than the unresolved binaries. Therefore, if there is any impact of component interaction on stellar evolution, it must be less significant among the resolved binaries, so the populations of resolved and unresolved binaries must exhibit statistical differences arising from different stellar evolution in wide and tight binary pairs. Figure 4 shows that this is indeed the case. The kinematics of the unresolved binaries turns out to be younger (smaller velocity dispersion) than that of the resolved binaries at any distance from the Sun, indicating that binary pairs with smaller component have shorter lifetimes.

A crude estimate of the age difference between the binary and single F stars can be obtained using age–velocity relation (AVR). To illustrate this, we have derived the AVR for the subsample of F stars constrained to the range of ΔM_{c_0} shown by the best known single stars within 25 pc, $\Delta M_{c_0} \pm 0.15$, and metallicity range $-0.3 \leq [\text{Fe}/\text{H}] < 0.01$. The isochrones for isochrone fitting are from Demarque et al. 1996², for the composition matching the metallicity range of the selected stars: $Z = 1 \times 10^{-2}$, $Y = 0.27$. This AVR is shown in Figure 5. The slope of the linear regression in Figure 5 indicates that a 1 km s^{-1} difference in tangential velocity dispersion, σ_{tangent} , corresponds to a $\sim 1 \text{ Gyr}$ difference in average age. The unresolved binaries have σ_{tangent} about 2 km s^{-1} smaller than σ_{tangent} of the single stars (Table 1), which means that they are statistically *younger* by at least $\sim 2 \text{ Gyr}$.

In contrast to the known binaries, the C bina-

ries turn out to be kinematically *older* than the single F stars. One can infer this from Figure 1 and Table 1, where higher velocity dispersions of the C binaries indicate older age. From the slope of the AVR in Figure 5 and the average difference in tangential velocity dispersions of $\sim 2 \text{ km s}^{-1}$ (Table 1), we conclude, that the age difference between the two population is $\sim 2 \text{ Gyr}$.

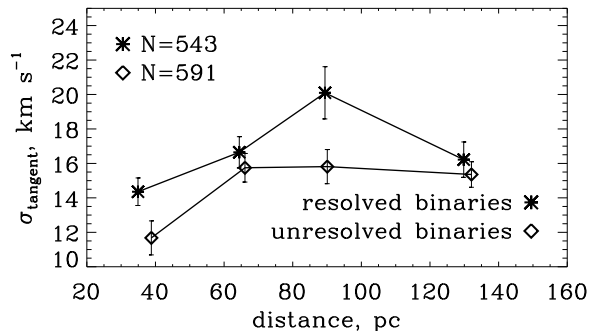


Fig. 4.— Kinematic discrepancy between the spatially resolved and unresolved binary F stars. Larger velocity dispersions (older age) of resolved binaries apparently are due to larger component separation, which suggests that the lifetime of the main sequence binary F stars depends on component separation.

There is evidence that the older age of C binaries is associated with retarded stellar evolution of a primary F star in a binary system, with ΔM_{c_0} being a measure of retardation (Suchkov 1999); the retardation probably results from component interaction in tight binary pairs, which is suggested by a strong correlation between ΔM_{c_0} and binary components separation found for known binaries. However, if C binaries are double star systems similar to known binaries, the question is, why they evolve differently. We believe that the solution to this puzzle will eventually be found in the details of interaction in tight binary pairs. The outcome of the binary components interaction in terms of its impact on stellar evolution should depend on the combination of the binary system parameters, such as the component mass ratio, separation, orbit eccentricity, etc. It seems plausible that depending on that combination, the interaction of binary components can alter the standard evolution of the main sequence primary either by affecting the hydrogen-burning core and prolonging the star’s main sequence lifetime, as implied

²Available at <http://shemesh.gsfc.nasa.gov/astronomy.html>.

in some scenarios of blue straggler formation (cf. Wheeler 1979; see also Livio 1991), or by various mass loss/transfer events that interrupt the normal main sequence evolution (e.g., Pols & Marinus 1994) or both. The old age of C binaries suggests that the former mechanism statistically dominates the evolution of these stars. One can speculate that this is because the secondary in many of these systems is probably too small (substellar) to evoke appreciable mass loss/transfer³ but is very close to the primary to tidally induce instabilities leading to enhanced internal mixing, which provides a fresh supply of hydrogen to the core⁴.

In the case of known binaries, both components are stellar, so both of the above mechanisms can operate in these systems. This means that although stellar evolution in a tight pair can be slower, the primary can prematurely cease to exist as a main sequence F star because of a strong mass loss occurring at some point in the evolution of the binary.

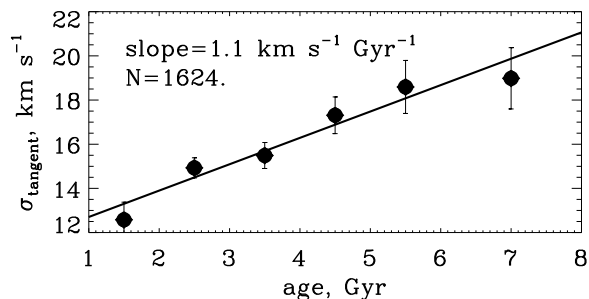


Fig. 5.— Age–velocity relation for F stars within the range of ΔM_{c_0} occupied by the best known nearby single stars, $\Delta M_{c_0} = \pm 0.15$. The slope of the linear regression implies that a difference of $\sim 1 \text{ km s}^{-1}$ in tangential velocity dispersion corresponds to the age difference of $\sim 1 \text{ Gyr}$.

In fact, the latter scenario predicts that the known binaries with far evolved primaries should be, on average, older than expected from the standard stellar evolution models. This prediction can be verified by comparing velocity dispersions of binaries with different ΔM_{c_0} . As mentioned above,

³This would also explain why these stars have been so successful in escaping from being detected as binary stars.

⁴A corollary would be that C binaries may turn out to be the best targets to look for existence of close substellar/planet companions.

ΔM_{c_0} appears to provide a measure of stellar evolution retardation. The larger ΔM_{c_0} the larger amount of extra time spent by the star on the main sequence, so the stars with large ΔM_{c_0} must be statistically older than those with small ΔM_{c_0} . This seems to be indeed the case. Based on the age–velocity relation in Figure 5, the difference in tangential velocity dispersion of 1.9 km s^{-1} between the two groups of known binaries (see Table 1) implies that those with a strong signature of retardation, $\Delta M_{c_0} > 0.45$, are older (statistically) by $\sim 2 \text{ Gyr}$ ⁵.

In summary, we conclude that the populations of binary and single F stars do not belong to the same statistical ensemble. The main difference is in the mean age of the populations, which has important implications for the modeling of both stellar evolution and galactic evolution.

It is a pleasure to thank L. Yungelson, M. Livio, and S. Casertano for stimulating discussions. I am grateful to the anonymous referee whose comments have helped to improve the presentation of the results.

REFERENCES

- Barbier-Brossat M., Petit M., Figon P. 1994, *A&AS*, 108, 603
- Cayrel de Strobel G., Soubiran C., Friel E.D., Ralite N., & Francois P. 1997, *A&AS*, 124, 299
- Caloi, V., Cardini, F., D’Antona, F., Badiali, M., Emannuele, A., & Mazzitelli, I. 1999, *A&A*, 351, 925.
- Carlberg, R. G., Dawson, P.C., Hsu, T., & Vandenberg, D. 1985, *ApJ*, 294, 674
- Clausen, J. V., Baraffe, I., Claret, A., & Vandenberg, D. A. 1999, in *Theory and Tests of Convection in Stellar Structure*, ASP Conf. Ser., 173, 265

⁵Retarded stellar evolution in double stars finds support in recent studies of eclipsing binaries with accurate sizes of their components. It turns out that the isochrone age of the evolved primary star in an eclipsing binary is typically much younger than that of the less evolved secondary (Popper 1997; see also Clausen et al. 1999, and Gimenez et al. 1999). Unless the current stellar evolution models are totally wrong below $\sim 1 M_{\odot}$, this discrepancy is an indicator that such a primary evolves at a much slower pace than expected, so the standard isochrones underestimate its age.

- Demarque, P., Chaboyer, B., Guenther, D., Pinsonneault, M., Pinsonneault, L., and Yi, S. 1996, *Yale Isochrones*
- Duflot M., Figon P., & Meyssonier N. 1995, *A&AS*, 114, 269
- Duquennoy A. & Mayor, M. 1991, *A&A*, 248, 485
- Edvardsson, B., Andersen, J., Gustaffson, B., Lambert, D. L., Nissen, P. E., & Tomkin., J 1993, *A&A*, 275, 101
- Gimenez, A., Claret, A., Ribas, I., & Jordi, C. 1999, in *Theory and Tests of Convection in Stellar Structure*, ASP Conf. Ser., 173, 41
- Gomez, A. E., Grenier, S., Udry, S., Haywood, M., Meilon, L., Sabas, V., Seillier, A. & Morin, D. 1997, in *Proceedings of the ESA Symposium 'HIPPARCOS Venice '97'*, ESA, p. 621
- Hauck, B. & Mermilliod, M. 1998, *A&AS*, 129, 431
- Livio, M. 1993, in *Blue Stragglers*, APS Conf. Ser., 53, 3
- Marsakov, V. V. Shevelev, Yu. G., & Suchkov., A. A. 1990, *Ap&SS*, 172, 51
- Meusinger, H., Reimann, H.-G., & Stecklum, B. 1991, *A&A*, 245, 74
- Moon, T. T. 1985, *Commun. Univ. London Obs.*, No. 98
- Moon, T. T. & Dworetzky, M.M. 1985, *MNRAS*, 217, 305
- Ochsenbein F. 1980, *Bull. Inf. CDS* 19, 74
- Pols, O. R. & Marinus, M. 1994, *A&A*, 288, 475
- Popper, D. M. 1997, *AJ*, 114, 1195
- Suchkov, A. A. 1998, *BAAS*, 30, 1347
- Suchkov, A. A. 1999, *BAAS*, 31, 1434; *ApJ*, in preparation
- Suchkov, A. A. & McMaster, M. 1999, *ApJ*, 524, L99
- Twarog, B. A. 1980, *ApJ*, 242, 242
- Wheeler, J. C. 1979, *ApJ*, 234, 569