

Is Galactic Structure Compatible with Microlensing Data?

James Binney

Oxford University, Theoretical Physics, Keble Road, Oxford, OX1 3NP, U.K.

Nicolai Bissantz and Ortwin Gerhard

Astronomical Institute of the University of Basel, Venusstrasse 7, CH-4102 Binningen, Switzerland

ABSTRACT

We generalize to elliptical models the argument of Kuijken (1997), which connects the microlensing optical depth towards the Galactic bulge to the Galactic rotation curve. When applied to the latest value from the MACHO collaboration for the optical depth for microlensing of bulge sources, the argument implies that the Galactic bar cannot plausibly reconcile the measured values of the optical depth, the rotation curve and the local mass density. Either there is a problem with the interpretation of the microlensing data, or our line of sight to the Galactic centre is highly atypical in that it passes through a massive structure that wraps only a small distance around the Galactic centre.

1. Introduction

Searches for gravitational microlensing events, over 500 of which have now been observed, provide an important constraint on the mass in the inner Galaxy. Deriving a mass from an observed optical depth is not straightforward because one usually has only limited knowledge of the distances to the stars that are lensed, and even less information about the distances to the deflecting objects.

Kuijken (1997) showed that the *minimum* mass required to generate a given optical depth towards the Galactic centre from an axisymmetric distribution of matter can be determined without any knowledge of the location of the lenses provided one knows the optical depth to a source on the Galaxy's symmetry axis. He showed, further, that the minimum mass required by the then available microlensing data was barely compatible with the measured rotation curve and local mass density. Here we generalize Kuijken's argument to the case of elliptical distributions of matter, which require less matter for a given optical depth.

The apparent magnitude of a red-clump star at the Galactic centre is relatively bright, so the microlensing optical depth to such objects can be determined without significant uncertainty due to blending. Moreover, the red-clump stars must follow the general distribution of near infra-red light quite closely, because they are part of the population of evolved stars that are responsible for most of the Galaxy's near-IR luminosity (McWilliam & Rich, 1994). Given this, it proves possible

to deduce from the measured mean optical depth of the clump giants the optical depth to a source on the Galaxy’s axis.

From 13 lensing events Alcock et al. (1997) inferred $\tau = 3.9_{-1.2}^{+1.8} \times 10^{-6}$ for clump giants centred on $(l, b) = (2.55^\circ, -3.64^\circ)$. From a difference image analysis of observations that include 99 events, Alcock et al. (2000b) recently measured $\tau = 2.9_{-0.45}^{+0.47} \times 10^{-6}$ for a mix of stars centred on $(l, b) = (2.68^\circ, -3.35^\circ)$, and from this measurement deduced for the same direction $\tau = (3.88 \pm 0.6) \times 10^{-6}$ for bulge sources after making allowance for the lower optical depth for lensing of disk stars. Here we use our results to show that such large values of the optical depth for microlensing of bulge sources cannot be reconciled with measurements of the rotation curve and local mass density, even by elliptical Galaxy models. The paper is organized as follows. In §2 we rederive Kuijken’s result, generalize it to elliptical systems, and demonstrate that it is applicable to the measured clump-giant optical depth. In §3 we show that axisymmetric models are very clearly excluded. In §4 we show that barred models can be excluded, albeit with somewhat less confidence.

2. Lower limits on the Galactic mass

We determine the minimum mass in stellar objects that is required to generate a given optical depth τ towards sources that lie on the Galaxy’s symmetry axis a distance $h \ll R_0$ from the Galactic plane.

The optical depth to microlensing of a stellar object at distance s_0 is

$$\tau = \frac{4\pi G}{c^2} \int_0^{s_0} ds \rho_* \hat{s}, \quad (1)$$

where s is the distance to the lens and

$$\hat{s} = \left(\frac{1}{s_0 - s} + \frac{1}{s} \right)^{-1}. \quad (2)$$

Consider the contribution to τ from a circular band of mass M and radius r around the Galactic centre. If we assume that the band’s surface density never increases with distance from the plane, then its mass will be minimized for a given optical depth when its surface density is constant and the line-of-sight to the source just cuts its edge. So we take the band’s half-width to be $h(R_0 - r)/R_0$, which makes the band’s surface density

$$\Sigma = \frac{M}{4\pi r h} \left(1 - \frac{r}{R_0} \right)^{-1}. \quad (3)$$

Substituting this into equation (1) we find the band’s optical depth to be (Kuijken, 1997)

$$\tau = \frac{GM}{c^2 h} \quad (4)$$

independent of radius. Realistically we must assume that the surface density of the band falls off with distance from the plane, and if this decline is exponential with the optimal scale-height

($h[1 - r/R_0]$), the band’s mass must be e times that given by equation (4) for a given optical depth, while if the vertical density profile is Gaussian with optimal scale-height ($h[1 - r/R_0]$) equation (4) underestimates the band’s mass by a factor $\sqrt{\pi e/2} \simeq 2.066$. Given the implausibility of assuming that the band’s scale height is optimal, we can safely conclude that the minimum stellar mass required in a circular band if the observations are to be met is

$$M_a \equiv \frac{2c^2 h}{G} \tau = 4.2 \times \left(\frac{h}{100 \text{ pc}} \right) \left(\frac{\tau}{10^{-6}} \right) \times 10^9 M_\odot. \quad (5)$$

Note that the minimum mass estimate (5) holds also if the mass is widely distributed in radius rather than concentrated in a single band, because we can imagine a radially continuous mass distribution to be made up of a large number of bands, and we have shown that the optical depth contributed by each band depends only on its mass when the band is optimally configured.

Can one achieve a higher optical depth within a give mass budget by making the bands elliptical rather than circular? Imagine deforming an initially circular band into an elliptical shape while holding constant the radius r at which the line of sight to our sources cuts the band. It is straightforward to show that if the column density through the band to the sources is to be independent of the band’s eccentricity e , its mass $M(e)$ must satisfy

$$M(e) = M(0) \frac{1 - e^2 \cos^2 \phi}{\sqrt{1 - e^2}}, \quad (6)$$

where ϕ is the angle between the band’s major axis and the Sun–centre line. For $\phi < \pi/4$, $M(e)$ is a minimum with respect to e at

$$e_{\min} = \sqrt{2 - \sec^2 \phi}. \quad (7)$$

For $\phi = 20^\circ$, a value favoured by Binney, Gerhard & Spergel (1997), the optimal axis ratio is $q_{\min} = 0.36$ and $M(e)/M(0) = 0.64$; for $\phi = 15^\circ$, we find $q_{\min} = 0.27$ and $M(e)/M(0) = 0.50$. Hence, making the bands elliptical realistically reduces the mass required to generate a given optical depth by at most 50% to

$$M_e \equiv \frac{c^2 h}{G} \tau = 2.1 \times \left(\frac{h}{100 \text{ pc}} \right) \left(\frac{\tau}{10^{-6}} \right) \times 10^9 M_\odot. \quad (8)$$

Physically, there is an optimum eccentricity because the major axis of the ellipse grows with e , and for large e this growth in scale overwhelms the reduction in the mass per unit length around the ellipse that is possible because the line of sight intersects the ellipse ever more obliquely as e is increased.

2.1. Applicability to sources not on the axis

We wish to apply these formulae to sources that are broadly distributed around the Galactic centre, rather than lying precisely on the Galaxy’s symmetry axis. How much error will we incur by so doing?

Suppose there is a thin circular band of lenses of radius r and imagine moving two sources along the line of sight away from the axis. One source moves toward and one away from the observer, with x being the distance of each source from the axis. One can easily calculate as a function of x the average, $\tau(x)$, of the optical depths for each source to be microlensed by the ring. We then evaluate the ratio

$$\frac{\tau(x, r)}{\tau(0, r)} = \begin{cases} \frac{R_0(R_0 r - x^2)}{r(R_0^2 - x^2)} & \text{for } x < r \\ \frac{R_0(R_0 x - r^2)}{r(R_0 - r)(R_0 + x)} & \text{for } x > r \end{cases} \quad (9)$$

For $x < r$, when both sources lie inside the ring, the mean optical depth is insensitive to x because to first order in x the lower optical depth to the nearer source is compensated by the higher optical depth to the further one. For $x > r$, when the sources are outside the ring, the mean optical depth rises steadily with x because there is nothing to offset the gain in optical depth for the further source. To estimate the error involved in assuming that all sources lie on the axis, we calculate the ratio

$$f(x) = \frac{\int_{r=0}^{r=R_0} d\Sigma(r) \tau(x, r)}{\int_{r=0}^{r=R_0} d\Sigma(r) \tau(0, r)} \quad (10)$$

of the total mean optical depth due to a series of rings when the sources lie distance x either side of the axis, and when they lie on axis. In this calculation we assume that the surface density of each band, $d\Sigma$, is given by equation (3) with the mass of each band proportional to $r dr e^{-r/R_d}$, where $R_d = 2.5$ kpc. Fig. 1 shows the ratio f as a function of x .

Both the apparent-magnitude distribution of clump giants reported by Stanek et al. (1994) and the COBE/DIRBE near-infrared photometry of the Galaxy imply that $\sim 95\%$ of the clump giants seen towards a typical MACHO field lie within 2 kpc of the point at which the line of sight passes closest to the Galactic centre (Bissantz & Gerhard, 2000).¹ From Fig. 1 it now follows that the maximum error made in τ by placing any of these sources on the axis is $\sim 16\%$. For the 50% of sources that lie within ~ 700 pc of the point of closest approach the maximum error is $\sim 2\%$.

Whereas the non-zero distribution in depth of the clump giants causes us to slightly underestimate the mean optical depth to them when we place them on the Galactic axis, the fact that many of the MACHO fields lie at $l \neq 0$ gives rise to an error of the opposite sign. Maps of microlensing optical depth from models based on the COBE/DIRBE data (e.g., Fig. 7 of Bissantz et al., 1997) show that the errors from this source are also very small.

¹Moreover, the apparent-magnitude distribution of the clump giants that have suffered lensing is consistent with these sources lying within the bulge (Alcock et al., 1997).

3. Lensing by an axisymmetric Galaxy

We have seen that the mean microlensing optical depth towards bulge sources at $(l, b) \simeq (2.68^\circ, -3.35^\circ)$ gives a reasonable approximation to the optical depth τ in the formulae above with $h = 470$ pc. Setting τ equal to the value $(3.88 \pm 0.6) \times 10^{-6}$ inferred by Alcock et al. (2000b) we find

$$M_a = (7.6 \pm 1.2) \times 10^{10} M_\odot \quad M_e = (3.8 \pm 0.6) \times 10^{10} M_\odot. \quad (11)$$

A crude estimate of the mass required to generate the circular speed at the Sun is

$$M_0 = (220 \text{ km s}^{-1})^2 \times 8 \text{ kpc} / G \simeq 8.9 \times 10^{10} M_\odot, \quad (12)$$

which is barely more than the minimum stellar mass for an axisymmetric body from microlensing observations.

The naive estimate (12) is for a spherical mass distribution, whereas the mass estimates of equation (11) are based on strongly flattened mass distributions, and $v_c(r)$ for a flattened body can differ significantly from $v_c(r)$ for the spherical body that has the same cumulative mass function $M(r)$. Consider therefore Fig. 2, which shows $v_c(r)$ for two axisymmetric mass distributions in which the vertical density profile is a Gaussian in z with the scale-height σ chosen to maximize the microlensing optical depth to $(R, z) = (0, 470 \text{ pc})$ subject to the auxiliary condition $\sigma \geq 30 \text{ pc}$. The masses of the two bodies are both $M = 7.6 \times 10^{10} M_\odot$ to $R = R_0$, so they both produce optical depth $\tau \sim 3.9 \times 10^{-6}$ to a source at $(R, z) = (0, 470 \text{ pc})$. One body has a surface density $\Sigma(R) \propto e^{-R/R_d}$, with $R_d = 2.5 \text{ kpc}$, whereas the other has $\Sigma(R) \sim R^{-0.8}$. The rotation curve of the exponential model clearly exceeds the approximate fit to the measured circular speed that is given by the short-dashed curve: $v_c(R) \sim 220(R/R_0)^{0.1} \text{ km s}^{-1}$ (Binney et al., 1991). By contrast, the circular-speed curve of the power-law model lies well below the measured value of v_c even though it corresponds to the same mass profile $M \propto r^{1.2}$. The reason for this is quite subtle: in this power-law disk there is at any radius R a substantial outward pull from rings at $R' > R$, and this outward pull more than compensates for the fact that matter at $R' < R$ exerts a stronger inward pull than it would if it were distributed spherically. (The inward and outward pulls cancel exactly for a disk with $\Sigma \sim 1/R$.)

Although the power-law disk does not violate the constraint imposed by the Galaxy’s rotation curve, it can be ruled out observationally because it contributes too much stellar mass to the solar neighbourhood. Specifically, its volume-density at the Sun is $3.0 M_\odot \text{ pc}^{-3}$ compared to the measured value $0.1 M_\odot \text{ pc}^{-3}$ (Crézé et al., 1998; Holmberg & Flynn, 2000) and its surface density is $227 M_\odot \text{ pc}^{-2}$ compared to an estimated $\sim 35 M_\odot \text{ pc}^{-2}$ in stars at $|z| < 300 \text{ pc}$ and the measured $71 M_\odot \text{ pc}^{-2}$ in all matter at $|z| < 1.1 \text{ kpc}$ (Kuijken & Gilmore, 1991). Moreover, the power-law model’s large local mass density is vital for its success in evading the circular-speed limit in that it is intimately connected with the strong outward pull of material at $R > R_0$. Hence, if we taper the disk near R_0 to avoid conflict with the observed local densities, we will immediately generate a violation of the limit on the circular speed. A little numerical experimentation suffices to convince

one that there is no way of generating the required optical depth to $(R, z) = (0, 470 \text{ pc})$ with a circular disk without violating either the constraint on the circular speed or that on the local mass density.

There is, moreover, negligible probability that the Galaxy will be structured vertically so as to maximize τ towards $(R, z) = (0, 470 \text{ pc})$. Hence, we may be pretty sure that the measured optical depth is not produced by an axisymmetric Galaxy (Kuijken 1997).

4. Lensing by a barred Galaxy

Since it is now generally accepted that the Galaxy contains a bar, the conclusion we have just reached may not be surprising. Equations (11) show that non-axisymmetry can in principle reduce the requirement for stellar mass to half that required in the stellar case. It is not in practice possible to reduce the required stellar mass by so large a factor, however, because the structure of the Galaxy’s stellar bar is strongly constrained by both near-IR photometry (Blitz & Spergel, 1991; Bissantz et al., 1997) and radio-frequency observations of gas that flows in the Galactic plane (Englmaier & Gerhard, 1999; Fux, 1999). We estimate the reduction in mass that can be achieved as follows.

We suppose that the surface density of the disk projected along z is exponential, but that at $R \lesssim R_0/2$ the material is arranged on elliptical rings; at every radius the vertical density profile is Gaussian with the dispersion that maximizes the optical depth for given mass subject to the condition $\sigma \geq 30 \text{ pc}$. Then, the circular speed of the disk will be the same as that of an axisymmetric disk of the same mass, while the optical depth will be given by

$$\tau = \frac{GM_{\text{tot}}}{2c^2 h} \left(\frac{\sqrt{1-e^2}}{1-e^2 \cos^2 \phi} \alpha + (1-\alpha) \right), \quad (13)$$

where e is determined from equation (7) and

$$\alpha = \frac{1 - (1 + R_0/2R_d)e^{-R_0/2R_d}}{1 - (1 + R_0/R_d)e^{-R_0/R_d}} \quad (14)$$

is the fraction of the disk’s mass, M_{tot} , that lies inside $R_0/2$. We determine M_{tot} by setting $\tau = 3.9 \times 10^{-6}$ in equation (13) and evaluate the resulting curve $v_c(r)$. The long-dashed curve in Fig. 2 shows the result for $R_d = 2.5 \text{ kpc}$ and $\phi = 20^\circ$. Now the constraint on v_c is not violated, but that on the local surface density is: the model has $72 M_\odot \text{ pc}^{-2}$ at R_0 .

Our assumption that the central Galaxy is barred makes mass placed inside $R_0/2$ roughly twice as effective at generating optical depth as mass placed at $R > R_0/2$. Can we then evade both constraints by concentrating mass in the bar? Fig. 3 shows an attempt along these lines. The model is made up of two exponential components. The larger has a scale length $R_d = 3 \text{ kpc}$ and its mass is determined by requiring that at R_0 its surface density is $35 M_\odot \text{ pc}^{-2}$. At $R < R_0/2$ this

component has the eccentricity required by equation (7) for $\phi = 20^\circ$. The smaller component has this same eccentricity throughout, scale-length $R_d = 1$ kpc and the mass it requires to make the combined optical depth of both components 3.9×10^{-6} .

In Fig. 3 this model’s rotation curve has a broad peak around $v_c \simeq 225 \text{ km s}^{-1}$ at $R = 3$ kpc. Given the uncertainty in the observed value of v_c in this region, where the bar is dynamically important, it might seem reasonable to consider that this barred model is compatible with both the rotation-curve and the local-density constraints. However, there are several grounds for caution:

1. Our models assume that the disk becomes extremely thin near the Sun and hence violate the Oort limit, $\rho(R_0) \simeq 0.08 \text{ M}_\odot \text{ pc}^{-3}$ (Crézé et al., 1998; Holmberg & Flynn, 2000). We can avoid this problem by imposing $\sigma_{\min} \gtrsim 200$ pc on the scale height, which would significantly reduce the microlensing efficiency of rings closer to the Sun than $(\sigma_{\min}/h)R_0$. However, the integrated effect can be small; for example, in the case of the model shown in Fig. 3, imposing $\sigma_{\min} = 200$ pc would reduce the optical depth by only 3%.
2. Dynamical models of gas flow in the inner Galaxy imply that the circular speed rises more steeply at $R \lesssim 500$ pc than Fig. 3 implies. Specifically, one requires an inner Lindblad resonance at $R \sim 300$ pc and at $300 \gtrsim R \gtrsim 30$ pc dense gas is observed on x_2 orbits at speeds that imply $v_c \gtrsim 70 \text{ km s}^{-1}$. The model for which Fig. 3 is plotted predicts $v_c < 70 \text{ km s}^{-1}$ at $R < 350$ pc because it places significant mass at distances $z > 400$ pc from the plane, where it can generate useful optical depth. To raise v_c at $R < 500$ pc much of this matter will have to be moved down, closer to the Galactic centre, thus reducing the model’s optical depth. Moreover, near-infrared photometry confirms that at $R < 500$ pc most of the bulge’s mass does lie below $z = 400$ pc.
3. Not all mass causes microlensing. About 5% of the mass of the inner Galaxy is made up of gas. At $R \gtrsim R_0$ most mass is contained in a dark halo, most of which does not cause microlensing (Alcock et al. 2000a). The dark halo is thought to make a significant contribution to the local circular speed, and its density surely increases inwards. Hence, the peak circular speed of whatever component causes microlensing should be strictly less than the measured value of v_c ; it is not satisfactory to conclude that it may be no larger than the measured value.
4. Most importantly, it is not plausible that the inner Galaxy is structured so as to maximize the optical depth in a particular direction from a particular star. In fact mass models obtained by deprojecting the near-infrared photometry and assuming that mass follows light are able to reproduce many kinematic properties of the inner galaxy (Englmaier & Gerhard, 1999; Häfner et al., 2000). If mass even approximately follows light, the photometry implies that the inner Galaxy is not structured so as to maximize the optical depth produced by a given mass. In fact the recent model of Bissantz & Gerhard (2000) yields $\tau \simeq 1.4 \times 10^{-6}$ in Baade’s window.

Thus, we conclude that the marginal satisfaction of the three principal constraints [optical depth, v_c , $\Sigma(R_0)$] that Fig. 3 implies cannot be considered satisfactory and that even realistic barred models cannot simultaneously satisfy all the observational constraints.

REFERENCES

- Alcock, C., et al., 1997, *ApJ*, 479, 119
- Alcock, C., et al., 2000a, submitted to *ApJ*, astro-ph/0001272
- Alcock, C., et al., 2000b, submitted to *ApJ*, astro-ph/0002510
- Binney, J.J., Gerhard, O.E., Stark, A.A., Bally, J., Uchida, K.I., 1991, *MNRAS*, 252, 210
- Binney, J.J., Gerhard, O.E., Spergel, D.N., 1997, *MNRAS*, 288, 365
- Bissantz, N., Englmaier, P., Binney, J.J. & Gerhard, O.E., 1997, *MNRAS*, 289, 651
- Bissantz, N., Gerhard, O.E., 2000, in preparation
- Blitz, L., Spergel, D.N., 1991, *ApJ*, 379, 631
- Crézé, M., Chereul, E., Bienaymé, O. & Pichon, C., 1998, *A&A*, 329, 920
- Englmaier, P. & Gerhard, O.E., 1999, *MNRAS*, 304, 512
- Fux, R., 1999, *A&A*, 345, 787
- Häfner, R.M., Evans, N.W., Dehnen, W., Binney, J.J., 2000, *MNRAS*, in press, astro-ph/9905086
- Holmberg J., Flynn C., 2000, *MNRAS*, 313, 209
- Kuijken K., 1997, *ApJ*, 486, L19
- Kuijken, K. & Gilmore, G., 1991, *ApJ*, 367, L9
- McWilliam A., Rich R.M., 1994, *ApJS*, 91, 749
- Stanek, K. Z., Mateo, M., Udalski, A., Szymanski, M., Kaluzny, J., Kubiak, M., 1994, *ApJ*, 429, L73

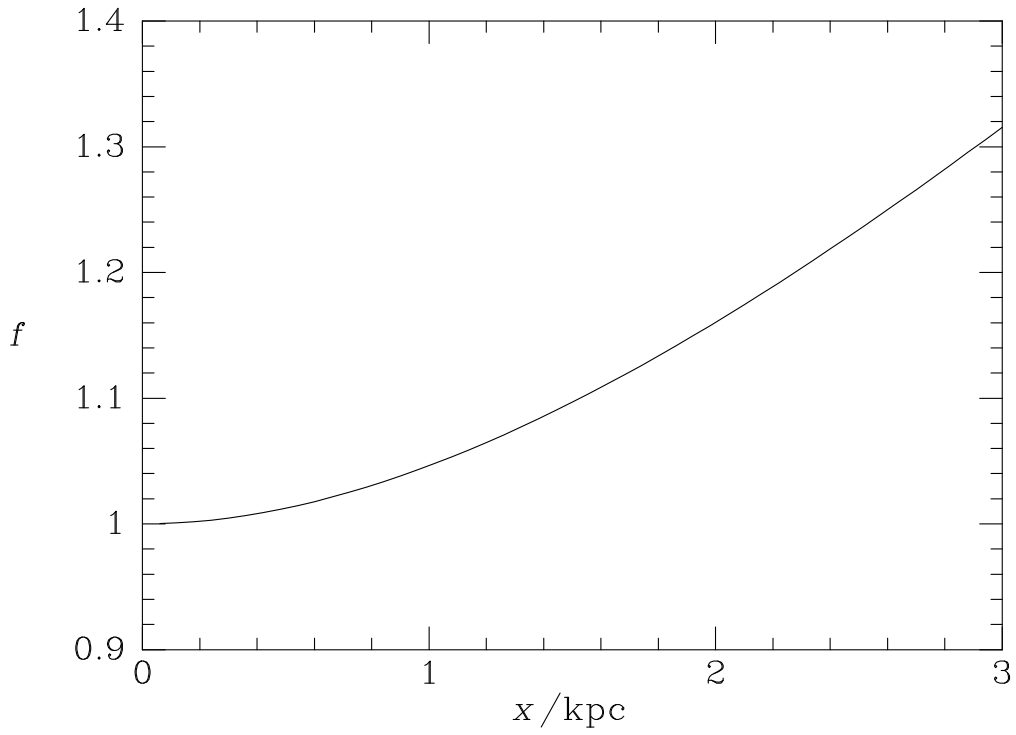


Fig. 1.— The ratio (10) of optical depths. The abscissa x is the distance of the sources from the axis. The lenses are distributed such that their mass density projected along z is proportional to e^{-R/R_d} with $R_d = 2.5$ kpc.

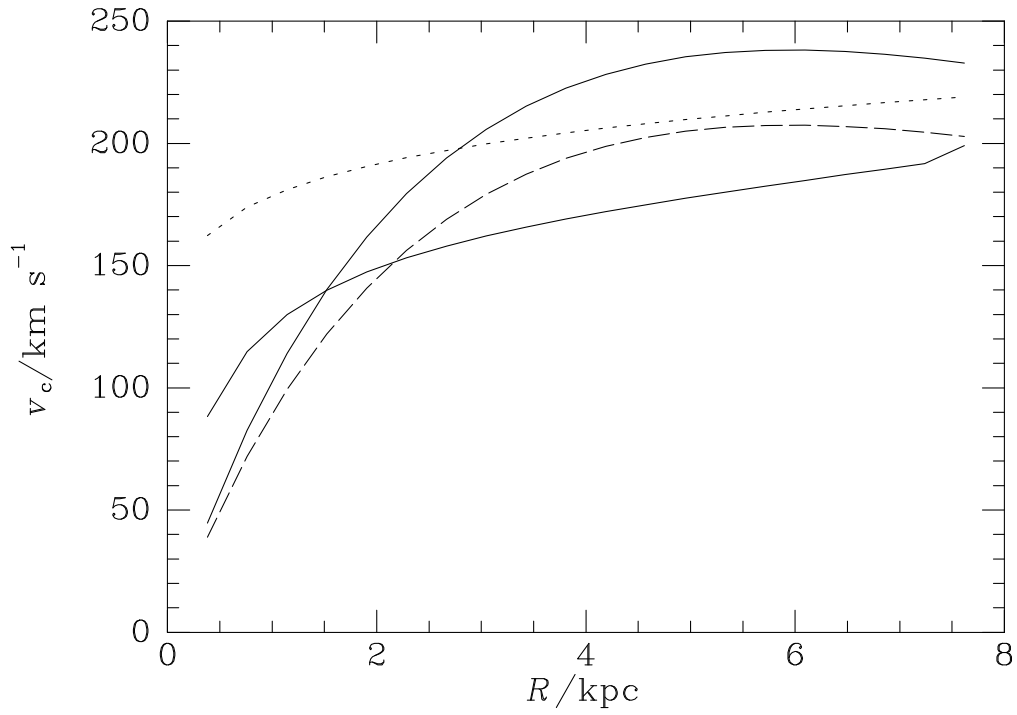


Fig. 2.— Full curves: the circular speeds of axisymmetric bodies that generate $\tau \sim 3.9 \times 10^{-6}$ towards $(R, z) = (0, 470 \text{ pc})$ with the minimum mass, $7.6 \times 10^{10} M_{\odot}$ interior to R_0 . The curve that is lower at R_0 is for a surface mass density $\Sigma \sim R^{-0.8}$, while the upper curve is for $\Sigma \sim e^{-R/R_d}$ with $R_d = 2.5 \text{ kpc}$. The short-dashed curve shows the approximate analytic form $v_c(r) \lesssim 220(R/R_0)^{0.1}$ (Binney et al., 1991). The long-dashed curve shows the circular speed of the barred exponential galaxy described in the text.

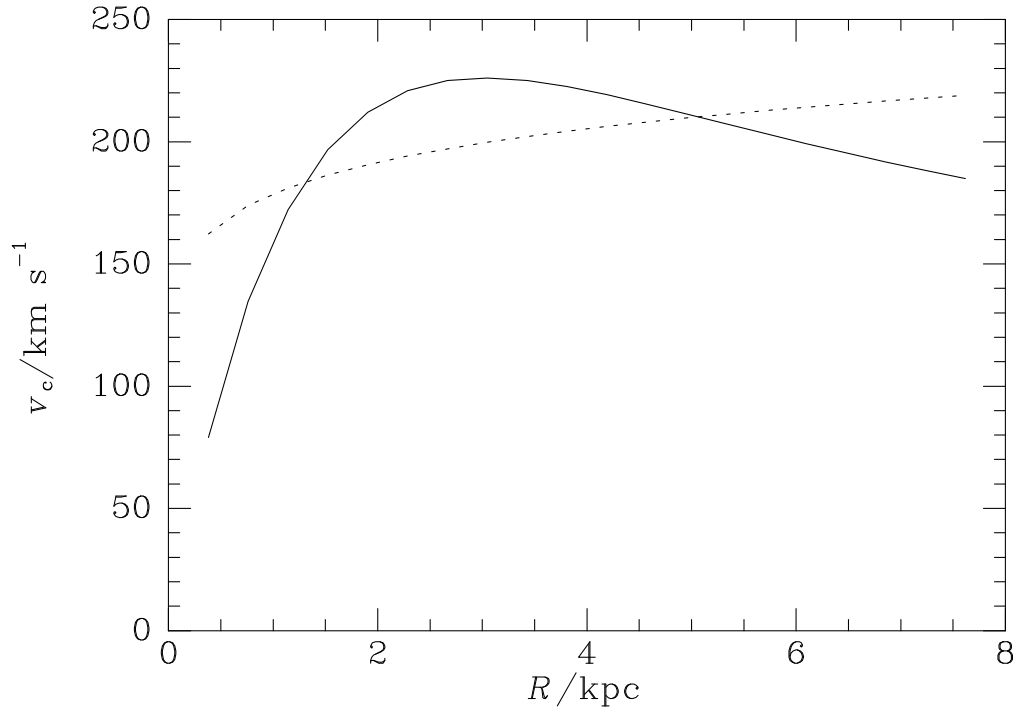


Fig. 3.— Full curve: the circular speed of the two-exponential elliptical model described in the text. The dashed curve is the same analytic estimate of v_c that is shown in Fig. 2.