

| |
|---|
| A&A manuscript no. (will be inserted by hand later) |
| Your thesaurus codes are: 12 (12.04.1; 12.03.04; 02.05.1) |

Cosmic Equation of State, Quintessence and Decaying Dark Matter

Houri Ziaee pour

ESO, Schwarzschildstrasse 2, 85748, Garching b. München, Germany **

Received; accepted

Abstract. If CDM particles decay and their lifetime is comparable to the age of the Universe, they can modify its equation of state. By comparing the results of numerical simulations with high redshift SN-Ia observations, we show that this hypothesis is consistent with present data. Fitting the simplest quintessence models with constant w_q to the data leads to $w_q \lesssim -1$. We show that a universe with a cosmological constant or quintessence matter with $w_q \sim -1$ and a decaying Dark Matter has an effective $w_q < -1$ and fits SN data better than stable CDM or quintessence models with $w_q > -1$.

There are at least two motivations for the existence of a Decaying Dark Matter (DDM). If R-parity in SUSY models is not strictly conserved, the LSP which is one of the best candidates of DM can decay to Standard Model particles Banks *et al.* 1995. Violation of this symmetry is one of the many ways for providing neutrinos with very small mass and large mixing angle.

Another motivation is the search for sources of Ultra High Energy Cosmic Rays (UHECRs)(see Yoshida & Dai 1998 for review of their detection and Blandford 1999 and Bhattacharjee & Sigl 1998 respectively for conventional and exotic sources). In this case, DDM must be composed of ultra heavy particles with $M_{DM} \sim 10^{22} - 10^{25} eV$. In a recent work Ziaee pour 2000 we have shown that the lifetime of UHDM (Ultra Heavy Dark Matter) can be relatively short, i.e. $\tau \sim 10 - 100\tau_0$ where τ_0 is the age of the Universe. Here we compare the prediction of this simulation for the Cosmic Equation of State (CES) with the observation of high redshift SN-Ia.

For details of the simulation we refer the reader to Ziaee pour 2000. In summary, the decay of UHDM is assumed to be like the hadronization of two gluon jets. The decay remnants interact with cosmic backgrounds, notably CMB, IR, and relic neutrinos, lose their energy and leave a high energy background of stable species e.i. e^\pm , p^\pm , ν , $\bar{\nu}$, and γ . We solve the Einstein-Boltzmann equations to determine the energy spectrum of remnants. Results of Ziaee pour 2000 show that in a homogeneous universe, even the short lifetime mentioned above can not explain the observed flux of UHECRs. The clumping of DM in the Galactic Halo however limits the possible age/contribution. These parameters are degenerate and we can not separate them. For simplicity, we assume

** Present Address: 03, impasse de la Grande Boucherie, F-67000, Strasbourg, France.

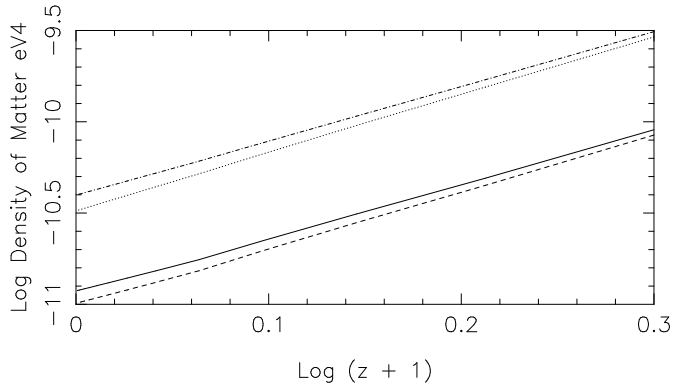


Fig. 1. Energy density of the Universe. Solid line $\Omega_{\Lambda}^{eq} = \Omega_{\Lambda} = 0.7$ and stable DM; dashed line the same cosmology with $\tau = 5\tau_0$; dash dot line $\Lambda = 0$ and stable DM; dot line $\Lambda = 0$ and $\tau = 5\tau_0$. Dependence on the mass of DM is negligible.

that CDM is entirely composed of DDM and limit the lifetime. Fig. 1 shows the evolution of energy density $T^{00}(z) \equiv \rho(z)$ at low and medium redshifts in a flat universe with and without a cosmological constant. As expected, the effect of DDM is more significant in a matter dominated universe i.e. when $\Lambda = 0$. For a given cosmology, the lifetime of DDM is the only parameter that significantly affects the evolution of ρ . For the same lifetime, the difference between $M_{DM} = 10^{12}eV$ and $M_{DM} = 10^{24}eV$ cases is only $\approx 0.4\%$. Consequently, in the following we neglect the effect of the DM mass. For the same cosmological model and initial conditions, if DM decays, matter density at $z = 0$ is smaller than when it is stable because decay remnants remain highly relativistic even after losing part of their energy. Their density dilutes more rapidly with the expansion of the Universe than CDM and decreases the total matter density. Consequently, relative contribution of cosmological constant increases. This process mimics a quintessence model i.e. a changing cosmological constant Peebles & Ratra 1988, Zlatev, Wang & Steinhardt 1999 (see Sahni & Starobinsky 1999 for recent review). However, the equation of state of this model has an exponent $w_q < -1$ which is in contrast with the prediction of scalar field models with positive potential (see appendix for an approximative analytical proof).

The most direct way for determination of cosmological densities and equation of state is the observation of SN-Ia's as standard candles. It is based on the measurement of apparent magnitude of the maximum of SNs lightcurve Perlmutter *et al.* 1997 1999, Riess A. *et al.* 1998. After correction for various observational and intrinsic variations like K-correction, width-luminosity relation, reddening and Galactic extinction, it is assumed that their magnitude is universal. Therefore the difference in apparent magnitude is only related to difference in distance and consequently to cosmological parameters.

The apparent magnitude of an object $m(z)$ is related to its absolute magnitude M :

$$m(z) = M + 25 + 5 \log D_L \tag{1}$$

where D_L is the Hubble-constant-free luminosity distance:

$$D_L = \frac{(z+1)}{\sqrt{|\Omega_R|}} \mathcal{S} \left(\sqrt{|\Omega_R|} \int_0^z \frac{dz'}{E(z')} \right) \quad (2)$$

$$\mathcal{S}(x) = \begin{cases} \sinh(x) & \Omega_R > 0, \\ x & \Omega_R = 0, \\ \sin(x) & \Omega_R < 0. \end{cases} \quad (3)$$

$$E(z) = \frac{H(z)}{H_0}. \quad (4)$$

$$H^2(z) = \frac{8\pi G}{3} T^{00}(z) + \frac{\Lambda}{3}. \quad (5)$$

Here we only consider flat cosmologies.

We use the published results of the Supernova Cosmology Project, Perlmutter *et al.* 1999 for high redshift and Calan-Tololo sample, Hamuy *et al.* 1996 for low redshift supernovas and compare them with our simulation. From these data sets we eliminate 4 SNs with largest residue and stretch as explained in Perlmutter *et al.* 1999 (i.e. we use objects used in their fit B).

Minimum- χ^2 fit method is applied to the data to extract the parameters of the cosmological models. In all fits described in this letter we consider M as a free parameter and minimize the χ^2 with respect to it. Its variation in our fits stays in the acceptable range of ± 0.17 , Perlmutter *et al.* 1997.

We have restricted our calculation to a range of parameters close to the best fit of Perlmutter *et al.* 1999 i.e. $2.38 \times 10^{-11} \leq \rho_\Lambda \equiv \frac{\Lambda}{8\pi G} \leq 3.17 \times 10^{-11} eV^4$. The reason why we use ρ_Λ rather than Ω_Λ is that the latter quantity depends on the equation of state and the lifetime of the Dark Matter. The range of ρ_Λ given here is equivalent to $0.6 \leq \Omega_\Lambda^{eq} \leq 0.8$ for a stable CDM and $H_0 = 70 \text{ km Mpc}^{-1} \text{ sec}^{-1}$ (we use Ω_Λ^{eq} notation to distinguish between this quantity and real Ω_Λ).

Fig.2 shows the residues of the best fit to DDM simulation. Although up to $1-\sigma$ uncertainty all models with stable or decaying DM with $5\tau_0 \lesssim \tau \lesssim 50\tau_0$ and $0.68 \lesssim \Omega_\Lambda^{eq} \lesssim 0.72$ are compatible with the data, a decaying DM with $\tau \sim 5\tau_0$ systematically fits the data better than stable DM with the same Ω_Λ^{eq} . Models with $\Lambda = 0$ are ruled out with more than 99% confidence level.

In fitting the results of DM decay simulation to the data we have directly used the equation (5) without defining any analytical form for the evolution of $T^{00}(z)$. It is not usually the way data is fitted to cosmological models Perlmutter *et al.* 1997, 1998, Garnavich *et al.* 1998. Consequently, we have also fitted an analytical model to the simulation for $z < 1$ as it is the redshift range of the available data. It includes a stable DM and a quintessence matter. Its evolution equation is:

$$H^2(z) = \frac{8\pi G}{3} (T_{st}^{00} + \Omega_q(z+1)^{3(w_q+1)}). \quad (6)$$

The term T_{st}^{00} is obtained from our simulation when DM is stable. In addition to CDM, it includes a small contribution from hot components i.e CMB and relic neutrinos. For a given Ω_Λ^{eq} and τ , the quintessence term is

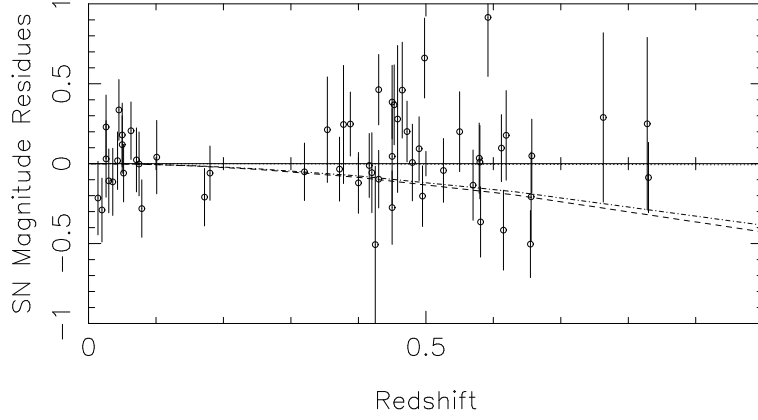


Fig. 2. Best fit residues with $\Omega_{\Lambda}^{eq} = 0.7$, $\tau = 5\tau_0$. It leads to $\Omega_{\Lambda} = 0.73$. The curves correspond to residue for stable DM with $\Omega_{\Lambda}^{eq} = \Omega_{\Lambda} = 0.7$ (dotted); $\Lambda = 0$ and $\tau = 5\tau_0$ (dashed); $\Lambda = 0$, stable DM (dash-dot).

fitted to $T^{00} - T_{st}^{00} + \frac{\Lambda}{8\pi G}$.¹ The results of this fit are Ω_q and w_q which characterize an equivalent quintessence model for the corresponding DDM. The analytical model fits the simulation extremely good and the absolute value of relative residues is less than 0.2%. Results for models in the 1- σ distance of the best fit is summarized in Table 1.

In the next step, we fit an analytical model to the SN-Ia data. Its evolution equation is the following:

$$H^2(z) = \frac{8\pi G}{3}((1 - \Omega_q)(z + 1)^3 + \Omega_q(z + 1)^{3(w_q+1)}). \quad (7)$$

The aim for this exercise is to compare DDM equivalent quintessence models with the data.

Fig.3 shows the χ^2 of these fits as a function of w_q for various values of Ω_q . The reason behind using χ^2 rather than confidence level is that it directly shows the goodness-of-fit. As with available data all relevant models are compatible up to 1- σ , the error analysis is less important than goodness-of-fit and its behavior in the parameter-space.

Models presented in Fig.3 have the same Ω_q as equivalent quintessence models obtained from DDM and listed in Tab.1. These latter models are shown too. In spite of statistical closeness of all fits, the systematic tendency of the minimum of χ^2 to $w_q < -1$ when $\Omega_q < 0.75$ is evident. The minimum of models with $\Omega_q > 0.75$ has $w_q > -1$, but the fit is worse than former cases. Between DDM models, one with $\Omega_q = 0.71$ is very close to the best fit of (7) models with the same Ω_q . Regarding errors however, all these models, except $\Omega_q = 0.8$ are 1- σ compatible with the data.

One has to remark that Ω_q and w_q are not completely independent (see Footnote 1) and models with smaller

¹ The exact equivalent model should have the same form as (7). However, it is easy to verify that in this case, the minimization of χ^2 has a trivial solution with $w_q = -1$, $\Omega_q = 0$. Only one equation remains for non-trivial solutions and it depends on both w_q and Ω_q . Consequently, there are infinite number of solutions.

The model we have used here generates a very good equivalent model to DDM with less than 2% error (Because CDM and quintessence terms are not fitted together, Ω is not exactly 1).

Table 1. Cosmological parameters from simulation of a decaying DM and parameters of the equivalent quintessence model. H_0 is in $km Mpc^{-1} sec^{-1}$.

| | Stable DM | | | $\tau = 50\tau_0$ | | | $\tau = 5\tau_0$ | | |
|------------------|------------------------------|-----------------------------|------------------------------|------------------------------|-----------------------------|------------------------------|------------------------------|-----------------------------|------------------------------|
| | $\Omega_\Lambda^{eq} = 0.68$ | $\Omega_\Lambda^{eq} = 0.7$ | $\Omega_\Lambda^{eq} = 0.72$ | $\Omega_\Lambda^{eq} = 0.68$ | $\Omega_\Lambda^{eq} = 0.7$ | $\Omega_\Lambda^{eq} = 0.72$ | $\Omega_\Lambda^{eq} = 0.68$ | $\Omega_\Lambda^{eq} = 0.7$ | $\Omega_\Lambda^{eq} = 0.72$ |
| H_0 | 69.953 | 69.951 | 69.949 | 69.779 | 69.789 | 69.801 | 68.301 | 68.415 | 68.550 |
| Ω_Λ | 0.681 | 0.701 | 0.721 | 0.684 | 0.704 | 0.724 | 0.714 | 0.733 | 0.751 |
| Ω_q | - | - | - | 0.679 | 0.700 | 0.720 | 0.667 | 0.689 | 0.711 |
| w_q | - | - | - | -1.0066 | -1.0060 | -1.0055 | -1.0732 | -1.0658 | -1.0590 |
| χ^2 | 62.36 | 62.23 | 62.21 | 62.34 | 62.22 | 62.21 | 62.22 | 62.15 | 62.20 |

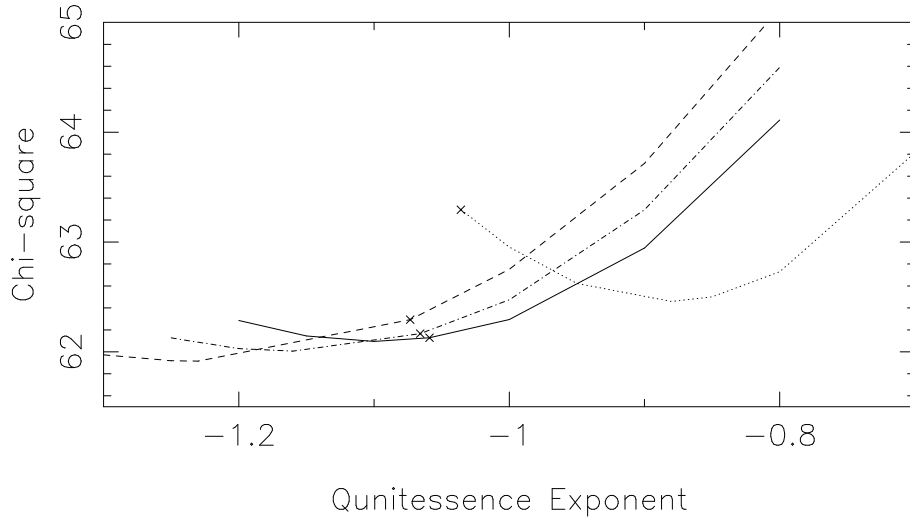


Fig. 3. χ^2 -fit of models defined in (7) as a function of w_q for $\Omega_q = 0.67$ (dashed), $\Omega_q = 0.69$ (dash-dot), $\Omega_q = 0.71$ (solid) and $\Omega_q = 0.8$ (dotted). The χ^2 of equivalent quintessence models to DDMs with $\tau = 5\tau_0$ and same Ω_q is also shown. Except $\Omega_q = 0.8$ model, others are all the best fit to DDM. For $\Omega_q = 0.8$, a stable DM fits the data better, but the fit is poorer than former models.

Ω_q and smaller w_q has even smaller χ^2 . In fact the best fit corresponds to $\Omega_q = 0.5$, $w_q = -2.6$ with $\chi^2 = 61.33$. The rejection of these models however is based on physical grounds. In fact, if the quintessence matter is a scalar field, to make such a model, not only its potential must be negative, but also its kinetic energy must be comparable to the absolute value of the potential and this is in contradiction with very slow variation of the field. In addition, these models are unstable against perturbations. It is however possible to make models with

$w_q < -1$, but they need unconventional kinetic term Caldwell 1999.

These results are compatible with the analysis performed by Garnavich *et al.* 1998. However, based on null energy condition Wald 1984, they only consider models with $w_q \geq -1$. This condition should be satisfied by non-interacting matter and by total energy-momentum tensor. As our example of a decaying matter shows, a component or an equivalent component of energy-momentum tensor can have $w_q < -1$ when interactions are present.

In conclusion, we have shown that a flat cosmological model including a decaying dark matter with $\tau \sim 5\tau_0$ and a cosmological constant or a quintessence matter with $w_q \sim -1$ at $z < 1$ and $\Omega_q \sim 0.7$ fits the SN-Ia data better than models with a stable DM or $w_q > -1$.

The effect of a decaying dark matter on the Cosmic Equation of State (CES) is a distinctive signature that can hardly be mimicked by other phenomena, e.g. conventional sources of Cosmic Rays. It is an independent mean for verifying the hypothesis of a decaying UHDM. In fact if a decaying DM affects CES significantly, it must be very heavy. Our simulation of a decaying DM with $M \sim 10^{12}eV$ and $\tau = 5\tau_0$ leads to an over-production by a few orders of magnitude of γ -ray background at $E \sim 10^9 - 10^{11}eV$ with respect to EGRET observation Sreekumar *et al.* 1998. Consequently, such a DM must have a lifetime much longer than $5\tau_0$. However, in this case it can not leave a significant effect on CES.

The only other alternative for making a quintessence term in CES with w_q slightly smaller than -1 , is a scalar field with a negative potential. Nevertheless, as most of quintessence models originate from SUSY, the potential should be strictly positive. Even if a negative potential or unconventional models are not a prohibiting conditions, they rule out a large number of candidates.

Present SN-Ia data is too scarce to distinguish with high precision between various models. However, our results are encouraging and give the hope that SN-Ia observations will help to better understand the nature of the Dark Matter in addition to cosmology of the Universe.

Appendix: Here we use an approximative solution of (5) to find an analytical expression for the equivalent quintessence model of a cosmology with DDM and a cosmological constant. With a good precision the total density of such models can be written as the following:

$$\frac{\rho(z)}{\rho_c} \approx \Omega_M(1+z)^3 \exp\left(\frac{\tau_0 - t}{\tau}\right) + \Omega_{Hot}(1+z)^4 + \Omega_M(1+z)^4 \left(1 - \exp\left(\frac{\tau_0 - t}{\tau}\right)\right) + \Omega_\Lambda. \quad (8)$$

We assume a flat cosmology i.e. $\Omega_M + \Omega_\Lambda = 1$ (ignoring the hot part). ρ_c is the present critical density. If DM is stable and we neglect the contribution of HDM, the expansion factor $a(t)$ is:

$$\frac{a(t)}{a(\tau_0)} = \left[\frac{(B \exp(\alpha(t - \tau_0)) - 1)^2}{4AB \exp(\alpha(t - \tau_0))} \right]^{\frac{1}{3}} \equiv \frac{1}{1+z}. \quad (9)$$

$$A \equiv \frac{\Omega_\Lambda}{1 - \Omega_\Lambda}, \quad (10)$$

$$B \equiv \frac{1 + \sqrt{\Omega_\Lambda}}{1 - \sqrt{\Omega_\Lambda}}, \quad (11)$$

$$\alpha \equiv 3H_0\sqrt{\Omega_\Lambda}. \quad (12)$$

Using (9) as an approximation for $\frac{a(t)}{a(\tau_0)}$ when DM slowly decays, (8) takes the following form:

$$\frac{\rho(z)}{\rho_c} \approx \Omega_M(1+z)^3 C^{-\frac{1}{\alpha\tau}} + \Omega_{Hot}(1+z)^4 + \Omega_M(1+z)^4(1 - C^{-\frac{1}{\alpha\tau}}) + \Omega_\Lambda. \quad (13)$$

$$C \equiv \frac{1}{B} \left(1 + \frac{4A}{(1+z)^3} - \sqrt{\left(1 + \frac{4A}{(1+z)^3}\right)^2 - 1} \right). \quad (14)$$

For a slowly decaying DDM, $\alpha\tau \gg 1$ and (13) becomes:

$$\frac{\rho(z)}{\rho_c} \approx \Omega_M(1+z)^3 + \Omega_{Hot}(1+z)^4 + \Omega_q(1+z)^{3\gamma_q}, \quad (15)$$

$$\Omega_q(1+z)^{3\gamma_q} \equiv \Omega_\Lambda \left(1 + \frac{\Omega_M}{\alpha\tau\Omega_\Lambda} z(1+z)^3 \ln C \right). \quad (16)$$

Equation (16) is the definition of equivalent quintessence matter. After its linearization:

$$w_q \equiv \gamma_q - 1 \approx \frac{\Omega_M(1+4A)(1-\sqrt{2A})}{3\alpha\tau\Omega_\Lambda B} - 1. \quad (17)$$

It is easy to see that in this approximation $w_q < -1$ if $\Omega_\Lambda > \frac{1}{3}$.

References

- Banks T., Grossman Y., Nardi E. & Nir Y., hep-ph/9505248.
 Bhattacharjee P. & Sigl G., astro-ph/9811011.
 Blandford R. astro-ph/9906026.
 Caldwell R.R., astro-ph/9908168, Chiba T., Okabe T. & Yamaguchi M., astro-ph/9912463.
 Garnavich P., *et al.*, astro-ph/9806396.
 Hamuy M., *et al.*, *Astron. J.* **112**, 2391 (1996).
 Peebles P.J.E. & Ratra B., *ApJ.* **325**, L17 (1988), Ratra B. & Peebles P.J.E., *Phys. Rev. D* **37**, 3406 (1988).
 Perlmutter S. *et al.*, *ApJ.* **483**, 565 (1997)
 Perlmutter S. *et al.*, *ApJ.* **517**, 565 (1999).
 Riess A., *et al.* *Astron. J.* **116**, 1009 (1998).
 Sahni V. & Starobinsky A.A., astro-ph/9904398.
 Sreekumar P., *et al.*, *ApJ.* **494**, 523 (1998).
 Wald R.M., *General Relativity*, University of Chicago Press, 1984.
 Yoshida Sh. & Dai H., *J. Phys. G: Nucl. Part. Phys.* **24**, 905 (1998).
 Ziaepour H., astro-ph/0001137, submitted.
 Zlatev I., Wang L. & Steinhardt P.J., *Phys. Rev. Lett.* **82**, 896 (1999), Steinhardt P.J., Wang L. & Zlatev I., *Phys. Rev. D* **59**, 123504 (1999).