

The Detectability of Gamma-Ray Bursts and Their Afterglows at Very High Redshifts

Donald Q. Lamb and Daniel E. Reichart

*Department of Astronomy & Astrophysics, University of Chicago,
5640 South Ellis Avenue, Chicago, IL 60637*

Abstract. There is increasingly strong evidence that gamma-ray bursts (GRBs) are associated with star-forming galaxies, and occur near or in the star-forming regions of these galaxies. These associations provide indirect evidence that at least the long GRBs detected by BeppoSAX are a result of the collapse of massive stars. The recent evidence that the light curves and the spectra of the afterglows of GRB 970228 and GRB 980326 appear to contain a supernova component, in addition to a relativistic shock wave component, provide more direct clues that this is the case. Here we establish that GRBs and their afterglows are both detectable out to very high redshifts ($z \gtrsim 5$).

INTRODUCTION

We first show that the GRBs with well-established redshifts could have been detected out to very high redshifts (VHRs). Then, we show that their soft X-ray, optical, and infrared afterglows could also have been detected out to these redshifts.

DETECTABILITY OF GRBS

We first show that GRBs are detectable out to very high redshifts. The peak photon number luminosity is

$$L_P = \int_{\nu_l}^{\nu_u} \frac{dL_P}{d\nu} d\nu, \quad (1)$$

where $\nu_l < \nu < \nu_u$ is the band of observation. Typically, for BATSE, $\nu_l = 50$ keV and $\nu_u = 300$ keV. The corresponding peak photon number flux P is

$$P = \int_{\nu_l}^{\nu_u} \frac{dP}{d\nu} d\nu. \quad (2)$$

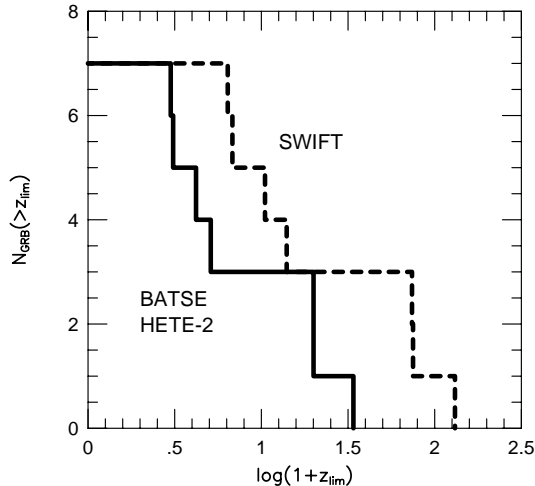


FIGURE 1. Cumulative distributions of the limiting redshifts at which the seven GRBs with well-determined redshifts and published peak photon number fluxes would be detectable by BATSE and HETE-2, and by *Swift*.

Assuming that GRBs have a photon number spectrum of the form $dL_P/d\nu \propto \nu^{-\alpha}$ and that L_P is independent of z , the observed peak photon number flux P for a burst occurring at a redshift z is given by

$$P = \frac{L_P}{4\pi D^2(z)(1+z)^\alpha}, \quad (3)$$

where $D(z)$ is the comoving distance to the GRB. Taking $\alpha = 1$, which is typical of GRBs [1], Equation (3) coincidentally reduces to the form that one gets when P and L_P are bolometric quantities.

Using these expressions, we have calculated the limiting redshifts detectable by BATSE and HETE-2, and by *Swift*, for the seven GRBs with well-established redshifts and published peak photon number fluxes. In doing so, we have used the peak photon number fluxes given in Table 1 of [2], taken a detection threshold of 0.2 ph s^{-1} for BATSE [3] and HETE-2 [4] and 0.04 ph s^{-1} for *Swift* [5], and set $H_0 = 65 \text{ km s}^{-1} \text{ Mpc}^{-1}$, $\Omega_m = 0.3$, and $\Omega_\Lambda = 0.7$ (other cosmologies give similar results).

Figure 1 displays the results. This figure shows that BATSE and HETE-2 would be able to detect four of these GRBs (GRBs 970228, 970508, 980613, and 980703) out to redshifts $2 \lesssim z \lesssim 4$, and three (GRBs 971214, 990123, and 990510) out to redshifts of $20 \lesssim z \lesssim 30$. *Swift* would be able to detect the former four out to redshifts of $5 \lesssim z \lesssim 15$, and the latter three out to redshifts in excess of $z \approx 70$, although it is unlikely that GRBs occur at such extreme redshifts (see §3 below). Consequently, if GRBs occur at VHRs, BATSE has probably already detected them, and future missions should detect them as well.

DETECTABILITY OF GRB AFTERGLOWS

The soft X-ray, optical and infrared afterglows of GRBs are also detectable out to VHRs. The effects of distance and redshift tend to reduce the spectral flux in

GRB afterglows in a given frequency band, but time dilation tends to increase it at a fixed time of observation after the GRB, since afterglow intensities tend to decrease with time. These effects combine to produce little or no decrease in the spectral energy flux F_ν of GRB afterglows in a given frequency band and at a fixed time of observation after the GRB with increasing redshift:

$$F_\nu(\nu, t) = \frac{L_\nu(\nu, t)}{4\pi D^2(z)(1+z)^{1-a+b}}, \quad (4)$$

where $L_\nu \propto \nu^a t^b$ is the intrinsic spectral luminosity of the GRB afterglow, which we assume applies even at early times, and $D(z)$ is again the comoving distance to the burst. Many afterglows fade like $b \approx -4/3$, which implies that $F_\nu(\nu, t) \propto D(z)^{-2}(1+z)^{-5/9}$ in the simplest afterglow model where $a = 2b/3$ [6]. In addition, $D(z)$ increases very slowly with redshift at redshifts greater than a few. Consequently, there is little or no decrease in the spectral flux of GRB afterglows with increasing redshift beyond $z \approx 3$.

For example, [7] find in the case of GRB 980519 that $a = -1.05 \pm 0.10$ and $b = -2.05 \pm 0.04$ so that $1 - a + b = 0.00 \pm 0.11$, which implies no decrease in the spectral flux with increasing redshift, except for the effect of $D(z)$. In the simplest afterglow model where $a = 2b/3$, if the afterglow declines more rapidly than $b \approx 1.7$, the spectral flux actually *increases* as one moves the burst to higher redshifts!

As another example, we calculate the best-fit spectral flux distribution of the early afterglow of GRB 970228 from [8], as observed one day after the burst, transformed to various redshifts. The transformation involves (1) dimming the afterglow,¹ (2) redshifting its spectrum, (3) time dilating its light curve, and (4) extinguishing the spectrum using a model of the Ly α forest. For the model of the Ly α forest, we have adopted the best-fit flux deficit distribution to Sample 4 of [9] from [10]. At redshifts in excess of $z = 4.4$, this model is an extrapolation, but it is consistent with the results of theoretical calculations of the redshift evolution of Ly α absorbers [11]. Finally, we have convolved the transformed spectra with a top hat smearing function of width $\Delta\nu = 0.2\nu$. This models these spectra as they would be sampled photometrically, as opposed to spectroscopically; i.e., this transforms the model spectra into model spectral flux distributions.

Figure 2 shows the resulting K-band light curves. For a fixed band and time of observation, steps (1) and (2) above dim the afterglow and step (3) brightens it, as discussed above. Figure 2 shows that in the case of the early afterglow of GRB 970228, as in the case of GRB 980519, at redshifts greater than a few the three effects nearly cancel one another out. Thus the afterglow of a GRB occurring at a redshift slightly in excess of $z = 10$ would be detectable at $K \approx 16.2$ mag one hour after the burst, and at $K \approx 21.6$ mag one day after the burst, if its afterglow were similar to that of GRB 970228 (a relatively faint afterglow).

¹⁾ Again, we have set $\Omega_m = 0.3$ and $\Omega_\Lambda = 0.7$; other cosmologies yield similar results.

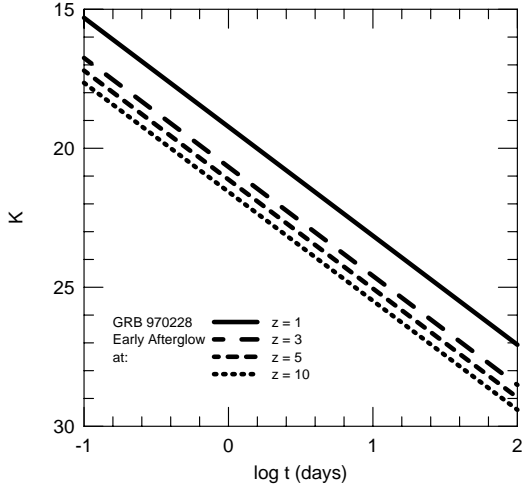


FIGURE 2. The best-fit light curve of the early afterglow of GRB 970228 from Reichart (1999), transformed to various redshifts.

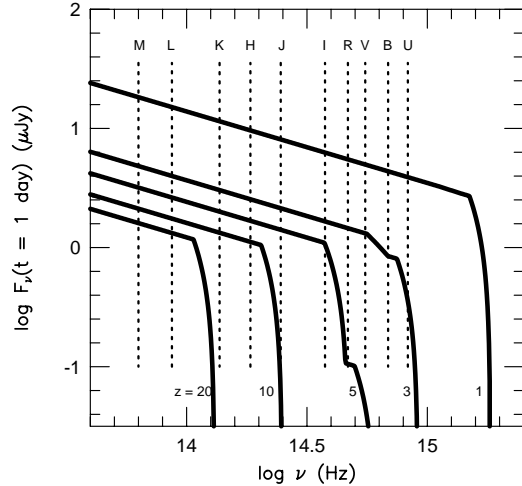


FIGURE 3. The best-fit spectral flux distribution of the early afterglow of GRB 970228 from Reichart (1999), as observed one day after the burst, after transforming it to various redshifts, and extinguishing it with a model of the Ly α forest.

Figure 3 shows the resulting spectral flux distribution. The spectral flux distribution of the afterglow is cut off by the Ly α forest at progressively lower frequencies as one moves out in redshift. Thus high redshift ($1 \lesssim z \lesssim 5$) afterglows are characterized by an optical “dropout” [12], and very high redshift ($z \gtrsim 5$) afterglows by an infrared “dropout.”

In conclusion, if GRBs occur at very high redshifts, both they and their afterglows would be detectable.

REFERENCES

1. Mazzoli, R. S., Pendleton, G. N., & Paciesas, W. S. 1996, *ApJ*, 471, 636
2. Lamb, D. Q., & Reichart, D. E., 2000, *ApJ*, in press (astro-ph/9909002)
3. Meegan, C. A., et al. 1993, Second BATSE Catalog
4. Ricker, G. 1998, *BAAS*, 30, Abstract 33.14
5. Gehrels, N. 1999, *BAAS*, 31, 993
6. Wijers, R. A. M. J., Rees, M. J., & Mészáros, P. 1997, *MNRAS*, 288, L51
7. Halpern, J. P. 1999, *ApJ*, 517, L105
8. Reichart, D. E., 1999, *ApJ*, 521, L111
9. Zuo, L., & Lu, L. 1993, *ApJ*, 418, 601
10. Reichart, D. E., 2000, *ApJ*, submitted (astro-ph/9912368)
11. Valageas, P., Schaeffer, R., & Silk, J. 1999, *A&A*, 345, 691
12. Fruchter, A. S. 1999, *ApJ*, 512, L1