

X-RAY AFTERGLOWS OF GAMMA-RAY BURSTS

Luigi Piro

Istituto Astrofisica Spaziale, C.N.R., Via Fosso del Cavaliere, 00133 Roma, Italy

ABSTRACT

The afterglow emission has become the main stream of Gamma-Ray burst research since its discovery three years ago. With the distance-scale enigma solved, the study of the late-time GRB emission is now the most promising approach to disclose the origin of these explosions and their relationship with the environment of the host galaxy in the early phase of the Universe. In this contribution I will review X-ray observations and their implication on our understanding on the GRB phenomenon. These measurements are providing a direct probe into the nature of the progenitor and a measurement of the GRB beaming properties, crucial to establish the total energy output. Some evidence of iron lines connects the GRB explosion with massive progenitors, thence with star-forming regions. Furthermore a comparison of the spectral properties with the temporal evolution indicates that the fireball expansion should not be - on average - highly collimated, with a jet angle $> 10^\circ$.

KEYWORDS: Gamma rays: bursts; X-rays: general; Cosmology: early Universe

1. INTRODUCTION

Gamma-Ray Bursts (GRB) were discovered in 1969 (Klebesadel *et al.* 1973) by the Vela satellites, deployed by USA to verify the compliance of USSR to the nuclear test ban treaty. In the following 28 years thousands of events have been observed by several satellites, leading to a good characterization of the global properties of this phenomenon. A big step in this area was achieved with BATSE (Fishman *et al.* 1994) The isotropical distribution of the events in the sky (Fishman & Meegan 1995) was suggestive of an extragalactic origin, but a direct measurement of the distance in a single object was not available. What was lacking was a *fast AND precise* position, where the *Holy Grail* of GRB scientists, i.e. the *counterpart*, could have been searched for at all wavelenghts with more chances to catch it. This was achieved in 1996, with observations of GRB by BeppoSAX.

2. GAMMA-RAY BURSTS IN THE AFTERGLOW ERA

2.1. The first afterglow: GB970228

Before BeppoSAX (Piro *et al.* 1995, Boella *et al.* 1999) GRB astronomy has proceeded on a statistical approach and the only information gathered was limited to

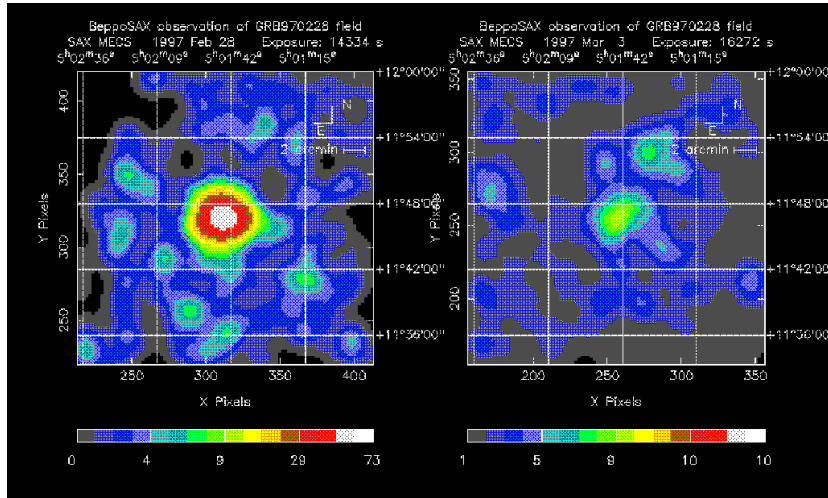


FIGURE 1. BeppoSAX MECS images of the GRB970228 afterglow, 8 hours after the GRB (left) and 3 days after the GRB (right) (from Costa *et al.* 1998)

the tens of seconds of the GRB: the subsequent evolution was completely unknown. The operations for a prompt follow up of GRBs became operative on December 1996, after an off-line analysis of a GRB (GRB960720: Piro *et al.* 1998a) had demonstrated the designed capability of the mission. The first opportunity was on January 11, 1997: GRB970111. The field was pointed with the NFI 16 hours after the GRB. The possible association of one of the faint sources found in the error box with the GRB was under scrutiny (Feroci *et al.* 1998), when on February 28, 1997, another event, GRB970228, was detected by BeppoSAX GRBM and WFC. The NFI were pointed to the GRB location 8 hours after burst. A previously unknown X-ray source was detected in the field of view of the LECS and MECS instruments with a flux in the 2-10 keV energy range of $3 \times 10^{-12} \text{ erg cm}^{-2} \text{ s}^{-1}$. The new source appeared to be fading away during the observation. On March 3 we performed another observation that confirmed that the source was quickly decaying : at that time its flux was a factor of about 20 lower than the first observation (Figure 1). This was the first detection of an "afterglow" of a GRB (Costa *et al.* 1997).

The flux of the source appeared to decrease following a power law dependence on time ($\sim t^{-\alpha}$) with index $\alpha = (1.3 \pm 0.1)$. Further X-ray observation with the X-ray satellites ASCA and ROSAT detected the source about one week later with a flux consistent with the same law (Yoshida *et al.* 1997, Frontera *et al.* 1998a). This kind of temporal behaviour agrees with the general predictions of the fireball models for GRBs (e.g. Mészáros P. & Rees 1997, Vietri 2000). A backward extrapolation of this power law decay (Fig. 2) is consistent with the X-ray flux measured during the burst, suggesting that the afterglow started soon after the GRB. Another important

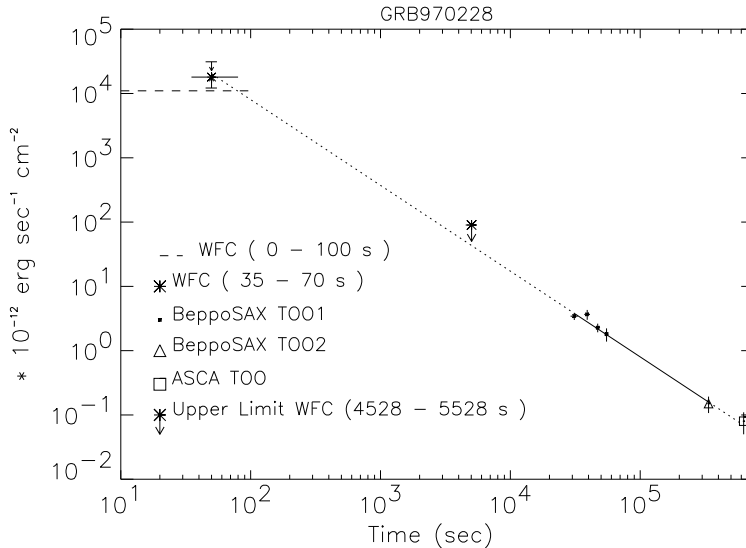


FIGURE 2. BeppoSAX decay curve of the GRB970228 afterglow in the 2-10 keV energy range, obtained with the WFC and the NFI. The result of the ASCA observation is also shown at the bottom right (from Costa *et al.* 1998).

result came from the spectral analysis of the X-ray afterglow. It excluded a black body emission, therefore arguing against a model in which the radiation comes from the cooling of the surface of a neutron star (Frontera *et al.* 1998b).

While the X-ray monitoring of GRB970228 was going on, an observational campaign of the same object was simultaneously started with the most important optical telescopes. This campaign led to the discovery (van Paradijs *et al.* 1997) of an optical transient associated with the X-ray afterglow. As in the X-ray domain, the optical flux of the source showed a decrease well described by a power law with index -1.12 (e.g. Garcia *et al.* 1998), again in agreement with the general predictions of the fireball model. The images taken with the Hubble Space Telescope (HST) (Fruchter *et al.* 1997, Sahu *et al.* 1997) showed the presence of a nebulosity around the optical transient. However the nebulosity was very weak, and it was not possible to disentangle whether it was associated with the host galaxy (extragalactic origin) or with a transient diffuse emission representing the residual of the explosion (galactic origin).

2.2. The first measurement of redshift: GRB970508

On 8 May 1997 the second breakthrough arrived with GRB970508 (Piro *et al.* 1998b), detected just few minutes before the satellite was passing over the ground station in Malindi. This opportunity and the experience gained from previous events

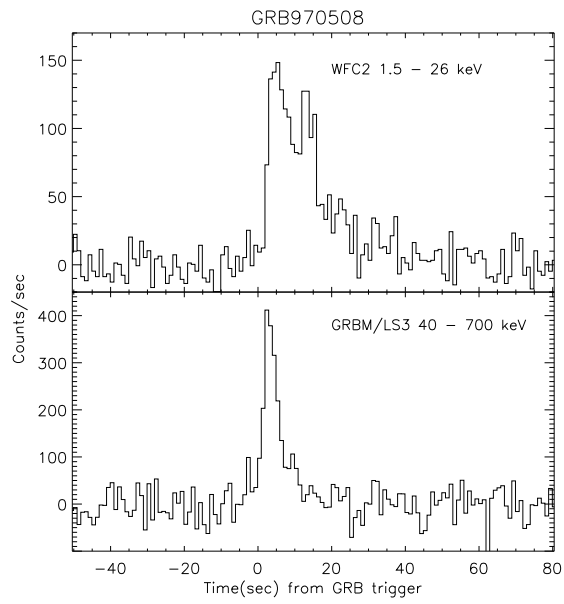


FIGURE 3. WFC and GRBM light curves of GRB970508 (from Piro *et al.* 1998b)

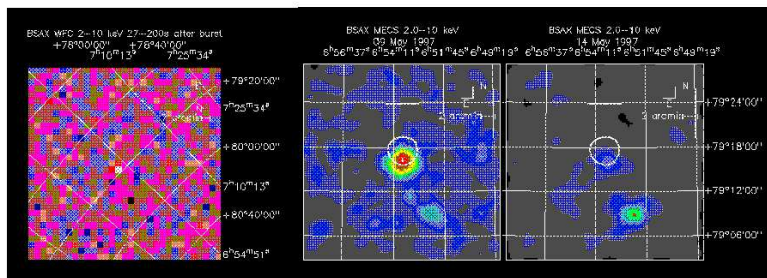


FIGURE 4. The X-ray afterglow of GB970508 (from Piro *et al.* 1998b): Time sequence of images of the field of GB970508 observed by the WFC2 (left image, 27–200 s after the burst), MECS(2+3) on May 9 (center image, 6 hours after the GRB), and MECS(2+3) on May 14 (after 6 days). The WFC2 show the presence of the afterglow that was then detected by the LECS and MECS (1SAXJ0653.8+7916 visible in the 99% error circle of the WFC). Note the decrease in intensity between the two MECS observations, as compared to 1RXSJ0653.8+7916, the source in the lower right corner

allowed to point the BeppoSAX NFI on source 5.7 hours after the burst, while optical observations started 4 hours after the burst.

The early detection of the optical transient (Bond 1997), and its relatively bright magnitude allowed a spectroscopical measurement of its optical spectrum with the Keck telescope (Metzger *et al.* 1997). The spectrum revealed the presence of FeII and MgII absorption lines at a redshift of $z = 0.835$, attributed to the presence of a galaxy between us and the GRB, and therefore demonstrated that GRB970508 was at a cosmological distance.

2.3. GRB are long-lasting phenomena ... after all!

The BeppoSAX observation of GB970508 has also changed our view of the GRB *phenomenon*. The old concept of a brief - sudden release of luminosity concentrated in few seconds does not stand the new information provided by BeppoSAX. Indeed the name *afterglow* attributed to the X-ray emission observed after the event is somewhat misleading. This is clear when one considers the energy produced in the afterglow phase, which turns out to be comparable to that of the GRB. In order to compute the energy emitted in the afterglow phase it is necessary to integrate in time its luminosity and it is then crucial to know *when* the afterglow starts. A detailed analysis of the data of the WFC of GB970508 (Piro *et al.* 1998b) shows that the X-ray emission is present (Fig. 4) even when the signal of the light curve disappears in to the noise at ~ 30 s (Fig.3) and remains visible for at least 2000 seconds, when the flux goes below the sensitivity of the WFC (Fig. 5). The conclusion is then that the afterglow phase starts immediately after (or even before) than the

prompt emission settles down. The energy emitted in the afterglow in X-rays turns out to be a substantial fraction ($\sim 40 - 50\%$) of the energy produced by the GRB. Furthermore the light curve in Fig. 5 shows a rebursting event starting 1 day after the initial burst, an evidence that indicates that the source of the energy can reignite on long time scales (Piro *et al.* 1998b).

3. THE LARGEST AND MOST DISTANT EXPLOSIONS SINCE THE BIG BANG

The GRB observed by BeppoSAX on December 14, 1997 if, on one hand, has consolidated the extragalactic origin of GRB, on the other has underlined the problem of the energy budget and, ultimately, of the nature of the “central engine”.

The chain of steps leading to the identification of the counterpart of GRB971214 (Dal Fiume *et al.* 1999) and its distance was the same of previous BeppoSAX observations. With a redshift $z=3.42$ (Kulkarni *et al.* 1998a) this GRB and its host galaxy are at a distance that corresponds to a look-back time of about 85% of the present age of the Universe. At this distance, the luminosity would be about $3 \times 10^{53} \text{erg s}^{-1}$, were the emission isotropic. This was the highest luminosity ever observed from any celestial source. Initially the huge luminosity appeared to be not compatible with the energy available in the coalescence of neutron-star mergers (Kulkarni *et al.* 1998a), unless beaming were invoked. Other alternative energetic models are based on the death of extremely massive stars, leading to an explosion orders of magnitude more energetic than a supernova, hence named *hypernova* (Paczynski 1998, Woosley 1993). However it was shown (Mészáros & Rees 1998a) that all these progenitors, whether Neutron Star - Neutron Star mergers or hypernovae, eventually go through the formation of a same Black Hole/torus system, from which the energy is extracted to form the GRB. The radiation physics and energy of all mergers and hypernovae are then, to order of magnitude the same, and still compatible with the luminosity observed in GRB971214.

4. TO BEAM OR NOT TO BEAM...

The energy problem became much more severe with GRB990123, again one of the BeppoSAX GRB (Heise *et al.* 1999, Piro *et al.* 1999a). It was one of the brightest GRB ever observed, ranking in the 0.3% top of the BATSE flux distribution. Its distance ($z=1.6$, Kulkarni *et al.* 1999) would imply a total energy of $1.6 \times 10^{54} \text{erg}$, assuming isotropical emission. This corresponds to $\sim 2M_{\odot}c^2$, at the limit of all models of mergers (Mészáros & Rees 1998a).

This piece of evidence is lending support to the idea that, at least in some case, the emission is collimated. This would reduce the energy budget by $\sim \theta^2/4\pi$, where θ is the angle of the jet. A typical feature of a jet expansion (vs spherical) would be the presence of an achromatic (i.e. energy-independent) break in the light curve, that appears when the relativistic beaming angle $1/\Gamma$ becomes $\approx \theta$ (e.g. Rhoads 1997, Sari *et al.* 1999). The presence of such a break has been claimed in

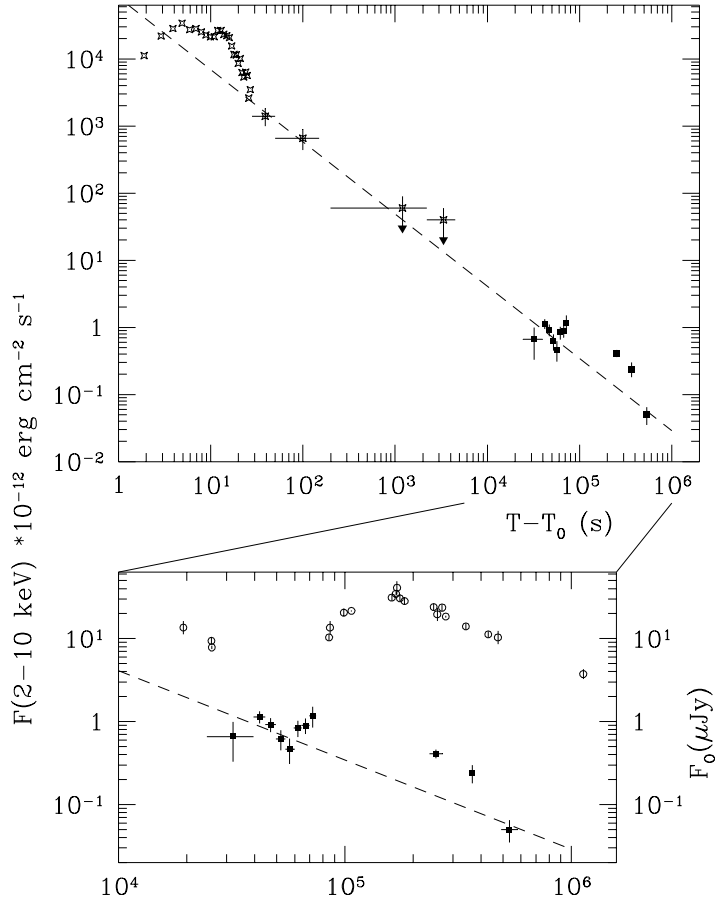


FIGURE 5. Top panel: Decay law of the GRB970508 afterglow as detected by the BeppoSAX WFC and NFI. The WFC provided the data up to 5.000 seconds after the burst. Bottom panel: enlargement of the X-ray decay law and comparison with the simultaneous time history of the optical transient (open circles) (from Piro *et al.* 1998b)

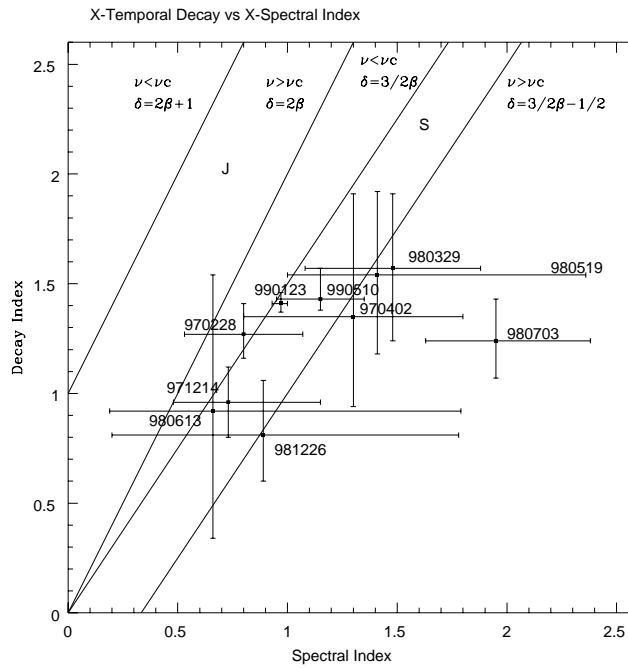


FIGURE 6. Decay vs spectral (photon index) power law slopes for 11 X-ray afterglows observed by BeppoSAX. The continuous lines trace the expected relationship in the cases of spherical (S) and jet (J) expansion in a uniform density medium

GRB990123 (Kulkarni *et al.* 1999) and in another more recent GRB, GRB990510 (Harrison *et al.* 1999). With an angle $\theta \approx 10^\circ$, the total energy would be reduced by $\approx 10^3$, within the limits of current models. So far evidence of an achromatic break is limited to the optical range and an independent measurement confirming its presence in different regions of the spectrum is lacking or not conclusive (e.g. in X-rays Kuulkers *et al.* 1999).

Very important indications on the geometry of the expansion can be derived by comparing the prediction of the standard scenario (i.e. fireball expansion with synchrotron emission) on the spectral and temporal behaviour of the afterglow with observations. In particular, the spectral and temporal slopes of the afterglow emission $F \sim t^{-\delta} \nu^{-\beta}$ are linked together by a relationship that depends on the geometry of the fireball expansion (Sari *et al.* 1997, 1999). In the assumption of an adiabatic spherical expansion in a constant density medium we have $\delta = 3\beta/2$ and $\delta = 3\beta/2 - 1/2$ below and above the cooling frequency ν_c respectively. In the case of a jet expansion the relations are $\delta = 2\beta + 1$ ($\nu < \nu_c$) and $\delta = 2\beta$ ($\nu > \nu_c$). These relationships are plotted in fig.6 along with the measured slopes we have derived for a first sample of X-ray afterglows. The data refer to a sample of 11 afterglows, among the brightest pointed by BeppoSAX upto May 1999, observed from few hours to about 2 days after the GRB (Stratta *et al.* 1999, Piro *et al.* 2000). The average property of the sample are fully consistent with a spherical expansion and deviates substantially from a jet expansion *in the first two days*. We stress that our sample is not biased against steep spectral slopes ($\beta > 1.5$), because $\gtrsim 90\%$ of the GRB detected by BeppoSAX and followed on with a fast observation, do show an X-ray afterglow.

The disagreement with the jet prediction does not imply that the geometry is spherical, because deviations from the emission pattern of a spherical expansion are expected only when the beaming angle of the relativistic emission Γ^{-1} becomes comparable to the opening angle of the jet θ_0 . This happens at a time $t_{jet} \approx 6.2(E_{52}/n_1)^{1/3}(\theta_0/0.1)^{8/3}hr$, which should then be $\gtrsim 48 hr$. We then derive $\theta_0 \gtrsim 12^\circ(n_1/E_{52})^{1/8}$. Hence collimation, if present, cannot be very high.

5. THE NATURE OF THE PROGENITOR

Information on the nature of the progenitor can be drawn from the GRB environment. In the case of hypernova the massive star should die young ($\approx 10^6$ years) and therefore GRB should be preferentially hosted in regions near the center of star-forming galaxies. On the contrary, NS-NS coalescence happens on much longer time scales and the kick velocity given to the system by two consecutive supernova explosions should bring a substantial fraction of these systems away from the the parent galaxy. So far the angular displacement of 5 optical counterparts indicates that GRB are located within their host galaxies (Bloom *et al.* 1999a), favoring the association with star-forming regions. We note also that those events are not located in the very center of their galaxies, that excludes an association of GRB with AGN activity.

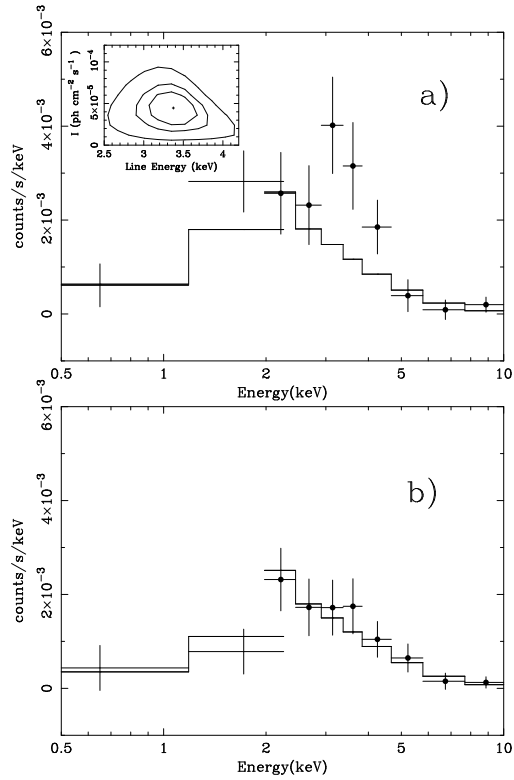


FIGURE 7. Spectra (in detector counts) of the X-ray afterglow of GRB970508 taken in the periods 0.2-0.6 day, (panel a) and 0.6-1 day (panel b) after the burst. The continuous line represents the best fit power law. Note the feature around 3.5 keV in the first part (contour plots at 68%, 90%, 99% in the inset) that, at a redshift of 0.83, corresponds to the energy of the iron line complex (6.4-6.8 keV). The line disappears in the second part of the observation (panel b) (from Piro *et al.* 1999)

The other diagnostics of the progenitor is based on spectral measurements of broad and narrow features imprinted by a dusty - gas rich environment expected in the hypernova scenario (e.g. Perna & Loeb 1998, Mészáros & Rees 1998b, Bottcher *et al.* 1998). The absence of an optical transient in about 50% of well localized BeppoSAX GRB (25 as of Dec. 99), in which instead an X-ray afterglow has been found in almost all the cases, may be explained by heavy absorption by dust in the optical range, which leaves almost unaffected the X-rays (Owens *et al.* 1998).

An exciting possibility is opened by the possible detection of X-ray iron line features in two different GRB, one by BeppoSAX (GRB970508 Piro *et al.* 1999b; Fig. 7) and the other by ASCA (GRB970828, Yoshida *et al.* 1999), associated with rebursting on time scales of the order of a day. It should be remarked that the presence of rebursting appears to be an uncommon feature of X-ray afterglows, whose temporal behaviour is very well described by power laws (Fig.8) at least until 2-3 days, when the X-ray flux goes below the sensitivity of current X-ray instruments. Both the temporal and spectral features betray the presence of dense ($n \sim 10^{10} \text{cm}^{-3}$) medium of $\approx 1M_{\odot}$ near the site of the explosion ($\approx 10^{16} \text{cm}$) (Piro *et al.* 1999b). Such a medium should have been pre-ejected before the GRB explosion, but the large value of the density excludes stellar winds. A possible, intriguing explanation is that the shell is the result of a SN explosion preceding the GRB (Piro *et al.* 1999b, Vietri *et al.* 1999, Vietri & Stella 1998).

Other evidences argue in favour of the association GRB-SN. In the BeppoSAX error box of GRB980425 (Pian *et al.* 1999) two groups (Kulkarni *et al.* 1998b, Galama *et al.* 1998) found a supernova (SN1998bw) that had exploded at about the same time of the GRB. The probability of a chance coincidence of the two events is $\approx 10^{-4}$. Since the majority of GRB are not associated with SN (e.g. Graziani *et al.* 1999), this event (if the association is true) should apparently represent an uncommon kind of GRB. However it is also possible that the two families are indeed associated: this scenario would require that the GRB are emitted by collimated jets. The majority of GRB and afterglow we see are beamed towards us, so that the contribution of the supernova to the total emission is negligible. The case of SN1998bw was then particular in that the jet producing the GRB was collimated away from our line of sight, allowing the detection of the (isotropic) SN emission at an early phase. This scenario also explains why GRB980425 was not particularly bright, notwithstanding its redshift ($z=0.0085$), much lower than the typical value of the other GRB ($z \approx 1$). Since the afterglow decays as a power law, it is possible that at late times the emission of the SN becomes detectable. Evidence of such emission has been claimed in at least two cases (GRB990326: Bloom *et al.* 1999b; GRB970228: Reichart *et al.* 1999)

6. CONCLUSIONS

Several bits of evidence supporting the association of GRB to star-forming regions have been gathered so far. The potential perspectives of this link are extremely exciting. Being GRB the most powerful and distant sources of ionizing photons, we

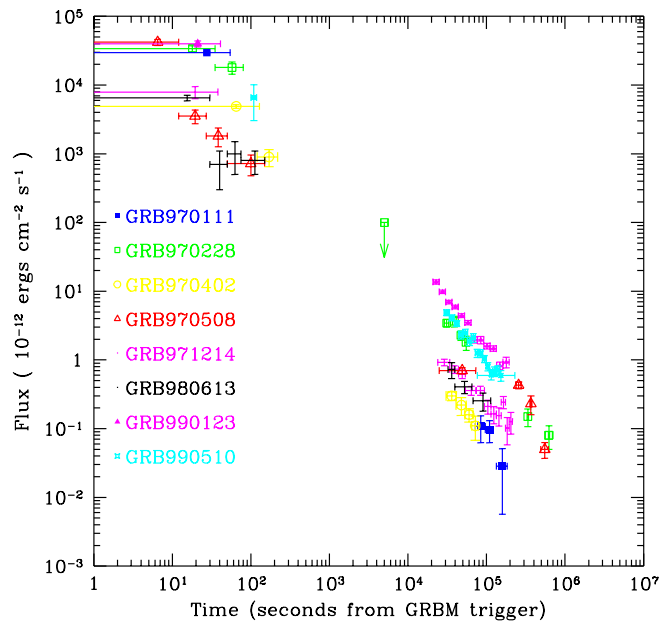


FIGURE 8. X-ray (2-10 keV) light curves of a sample of afterglows by BeppoSAX

can think of using them as probes of heavy elements and star/galaxy formation in the early Universe. A direct proof of this association is still missing but the near future appears very promising in this respect. BeppoSAX is discovering and localizing GRB and X-ray afterglows at a pace of 1 per month. Other satellites have also set up with success procedures for rapid GRB localization (BATSE, XTE, ASCA and IPN). The launch of HETE2, foreseen in early 2000 will increase substantially the number of well localized GRB. Furthermore present and near-future big X-ray satellites, like Chandra, XMM, ASTRO-E will allow detailed spectral studies of X-ray afterglows and provide (Chandra) arcsec position of X-ray counterparts and, possibly, a direct redshift determination.

ACKNOWLEDGEMENTS

The BeppoSAX results presented here were obtained through the joint effort of all the components of the BeppoSAX Team. BeppoSAX is a major program of the Italian space agency (ASI) with participation of the Netherlands agency for aerospace programs (NIVR)

REFERENCES

- Bloom J.S. *et al.* . 1999a, ApJ, in press
 Bloom J. *et al.* 1999b, Nature, in press
 Boella G. *et al.* 1997 A&AS, 122 299.
 Bond H., IAU Circular n. 6654, May 1997.
 Bottcher M., Dermer C.D., Crider A. W. & Liang E. D. 1998 A&A, 343, 111
 Costa E. *et al.*, 1997 Nature, 387, 783.
 Dal Fiume D. *et al.* 1999, A&A, in press
 Feroci M. *et al.* 1998, A&A, 332, L29
 Fishman J. *et al.* 1994 Astrophys. Journal Suppl. Ser., 92, 229
 Fishman J. and C.A. Meegan 1995 , Annual Review Astron. Astrophys., 33, 415
 Frontera F. *et al.*, 1998a A&A, 334, L69
 Frontera F. *et al.*, 1998b ApJ 493, L67
 Fruchter A. *et al.*, IAU Circular n. 6747, September 1997.
 Galama T. *et al.* 1998, Nature, 395, 670
 Graziani C., D. Lamb & G.H., Marion 1999, A&AS, 138, 469, Proc. of Gamma-Ray Bursts in the Afterglow Era, F. Frontera & L. Piro ed.s.
 Garcia M. *et al.*, 1998 ApJ, 500, L105
 Harrison F.A. *et al.* 1999, Apj 523, L21
 Heise J. *et al.* 1999, submitted to Nature
 Klebesadel R.W. *et al.*, 1973 Astrophys. Journal Letters 182, L85.
 Kulkarni S. R. *et al.* 1998a, Nature, 393, 35
 Kulkarni S. R. *et al.* 1998b, Nature, 395, 663
 Kulkarni S. *et al.* 1999, Nature 398, 389
 Kuulkers E. *et al.* 1999, ApJ, submitted

- Mészáros P. & Rees M. J. 1997 ApJ 476, 319
- Mészáros P. & Rees M. J. 1998a, New Astronomy, (astro-ph/9808106)
- Mészáros P. & Rees M. J. 1998b MNRAS, 299, L10.
- M.R. Metzger et al. 1997, Nature, 387, 878.
- Owens A. *et al.* 1998, A&A, 339, L37
- Paczynski, B. 1998 ApJ, 494, L45
- Perna R. & Loeb A., 1998, ApJ, 501, 467
- E. Pian *et al.* 1999, A&A, in press
- Piro L., Scarsi L. & Butler R.C. 1995, in X-Ray and EUV/FUV Spectroscopy and Polarimetry, (ed. S. Fineschi) SPIE 2517, 169-181
- Piro L. et al., 1998a A&A, 329, 906
- Piro L. *et al.* 1998b, A&A, 331, L41
- Piro L. *et al.* 1999a , GCN 199,203;
- Piro L. *et al.* 1999b, ApJ, 514, L73
- Piro L. *et al.* 2000, in preparation
- D. Reichart *et al.* 1999, Ap.J., in press
- Rhoads J.E. 1997, ApJ, 478, L1
- Sahu K.C. et al. 1997, Nature, 387, 476
- Sari,R.,Piran,T. & Narayan,R., 1997 ApJ, 497 ,L17
- Sari R., Piran T, Halpern J.P. 1999, ApJ, 497, L17
- Stratta G., Piro L., Gandolfi G. *et al.* , 1999, Proc.s. of the 5th Huntsville Symposium on GRB
- J. van Paradijs et al., 1997 Nature, 386, 686.
- Vietri M., Perola G.C., Piro L. & Stella L. 1999, MNRAS, 308, P29
- M. Vietri & L. Stella 1998, ApJ, 507, L45
- Vietri M. 2000, this conference
- A. Yoshida et al., IAU Circular n. 6593, 19 March 1997.
- A. Yoshida *et al.* 1999 A&AS, 138, 433, Proc. of the Gamma-Ray Bursts in the Afterglow Era, F. Frontera &L. Piro ed.s.
- Woosley S. 1993, ApJ, 405, 273