

PROBING THE SITE FOR r -PROCESS NUCLEOSYNTHESIS WITH ABUNDANCES OF BARIUM AND MAGNESIUM IN EXTREMELY METAL-POOR STARS

Takuji Tsujimoto

National Astronomical Observatory, Mitaka-shi, Tokyo, 181-8588 Japan;
taku.tsujimoto@nao.ac.jp

Toshikazu Shigeeyama¹ and Yuzuru Yoshii^{1,2}

1) *Research Center for the Early Universe, Graduate School of Science, University of Tokyo,*
Bunkyo-ku, Tokyo, 113-0033 Japan

2) *Institute of Astronomy, Graduate School of Science, University of Tokyo, Mitaka-shi, Tokyo, 181-8588 Japan*

(Received 26 October 1999; accepted 12 January 2000)

Abstract

We suggest that if the astrophysical site for r -process nucleosynthesis in the early Galaxy is confined to a narrow mass range of Type II supernova (SN II) progenitors, with a lower mass limit of $M_{\text{ms}} = 20M_{\odot}$, a unique feature in the observed distribution of $[\text{Ba}/\text{Mg}]$ vs. $[\text{Mg}/\text{H}]$ for extremely metal-poor stars can be adequately reproduced. We associate this feature, a bifurcation of the observed elemental ratios into two branches in the Mg abundance interval $-2.7 \leq [\text{Mg}/\text{H}] \leq -2.3$, with two distinct processes. The first branch, which we call the “ y ”-branch, is associated with the production of Ba and Mg from individual massive supernovae. The derived mass of Ba synthesized in SNe II is $8.5 \times 10^{-6}M_{\odot}$ for $M_{\text{ms}} = 20M_{\odot}$, and $4.5 \times 10^{-8}M_{\odot}$ for $M_{\text{ms}} = 25M_{\odot}$. We conclude that SNe II with $M_{\text{ms}} \approx 20M_{\odot}$ are the dominant source of r -process nucleosynthesis in the early Galaxy. An SN-induced chemical evolution model with this M_{ms} -dependent Ba yield creates the y -branch, reflecting the different nucleosynthesis yields of $[\text{Ba}/\text{Mg}]$ for each SN II with $M_{\text{ms}} \gtrsim 20M_{\odot}$. The second branch, which we call the “ i ”-branch, is associated with the elemental abundance ratios of stars which were formed in the dense shells of the interstellar medium swept up by SNe II with $M_{\text{ms}} < 20M_{\odot}$ that do *not* synthesize r -process elements, and applies to stars with observed Mg abundances in the range $[\text{Mg}/\text{H}] < -2.7$. The Ba abundances in these stars reflect those of the interstellar gas at the (later) time of their formation. The existence of a $[\text{Ba}/\text{Mg}]$ i -branch strongly suggests that SNe II which are associated with stars of progenitor mass $M_{\text{ms}} \leq 20M_{\odot}$ are infertile sources for the production of r -process elements. We predict the existence of this i -branch for other r -process elements, such as europium (Eu), to the extent that their production site is in common with Ba.

Key words: Galaxy: evolution — Galaxy: halo — stars: abundances — stars: Population II — supernovae: general — supernova remnants

1. INTRODUCTION

Truran (1981) suggested that the observed presence of elements heavier than iron (Fe) in extremely metal-poor stars is due to the nucleosynthesis products of rapid neutron capture reactions (the r -process). Europium (Eu), for which about 97% of its abundance in the solar system is of pure r -process origin (Käppler, Beer, & Wisshak 1989), has therefore been considered as one of the most useful elements for locating the astrophysical sites of r -process nucleosynthesis. Assuming that such sites

would most likely be identified with Type II supernovae (SNe II), many authors have attempted to constrain the applicable mass range of SN II progenitors from an observed $[\text{Eu}/\text{Fe}]$ vs. $[\text{Fe}/\text{H}]$ relation for metal-poor stars. However, a satisfactory mass range for the progenitor stars has not yet been agreed upon. Mathews, Bazan, & Cowan (1992) suggested a mass range of $M_{\text{ms}} = 7 - 8M_{\odot}$ for the astrophysical r -process site, while Travaglio et al. (1999) supported a somewhat higher mass range, $M_{\text{ms}} = 8 - 10M_{\odot}$. Most recently, Ishimaru & Wanajo (1999) concluded that the $[\text{Eu}/\text{Fe}]$ versus $[\text{Fe}/\text{H}]$ relation alone is unable to distinguish an r -process site with progenitor masses $M_{\text{ms}} = 8 - 10M_{\odot}$ from that resulting from

a site with $M_{\text{ms}} > 30M_{\odot}$.

The discovery of numerous Galactic halo stars with extremely low metal abundances from the ongoing HK survey of Beers and colleagues (Beers, Preston, & Shectman 1992; Beers 1999), in particular those in the abundance range $-4.0 \leq [\text{Fe}/\text{H}] \leq -2.5$, have opened the door for much more detailed investigations of the elemental production from SNe II in the early Galaxy. Shigeyama & Tsujimoto (1998) recently argued that the elemental abundance patterns observed in the atmospheres of extremely metal-poor stars retain those produced by *individual* SNe II (see also Audouze & Silk 1995), and thus can be used to estimate the heavy element yields of the first generation of stars in the Galaxy. They also argued, on the basis of theoretical SN progenitor models, that the synthesized mass of magnesium, M_{Mg} , as a function of M_{ms} , is likely to be far more certain than the predicted mass of iron produced, M_{Fe} , which is dependent on the mass cut chosen in the stellar core. These considerations indicate that the observed $[\text{Eu}/\text{Mg}]$ vs. $[\text{Mg}/\text{H}]$ relation in extremely metal-poor stars should give a much firmer constraint on the r -process site. According to Tsujimoto & Shigeyama (1998), stars with the lowest value of $[\text{Mg}/\text{H}] = -2.7$ (CS 22892-052) that exhibit absorption lines of Eu in their spectra in the sample of McWilliam et al. (1995) set the lower limit to $M_{\text{ms}} \approx 20M_{\odot}$, above which SNe II produce the r -process elements.

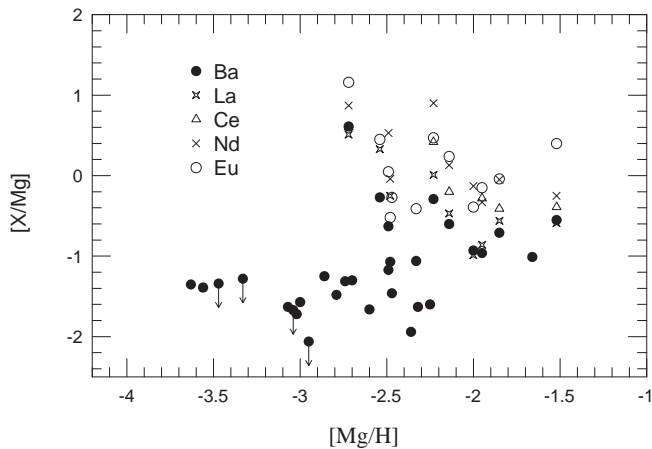


Fig. 1. The correlation of $[\text{Ba}/\text{Mg}]$ with $[\text{Mg}/\text{H}]$ for metal-poor stars. Filled circles show the data of McWilliam (1998). Two stars (CS 22898-027, CS 22947-187) in his sample are excluded from the plots because their Ba abundances may be contaminated by s -process material accreted from binary companions (McWilliam 1998). Other r -process data (McWilliam et al. 1995) are also shown by different symbols indicated in the figure.

For most stars of extremely low metallicity ($[\text{Fe}/\text{H}] \lesssim -2.0$), obtaining an abundance measurement of Eu

with 2.5–4m-class telescopes is a difficult observational task. For example, McWilliam et al. (1995) only obtained Eu abundances for 11 of the 33 metal-poor stars in their sample. This incompleteness implies that one might miss valuable insights to r -process production mechanisms by concentrating exclusively on observations of Eu. McWilliam (1998) showed that the $[\text{Ba}/\text{Eu}]$ ratios for stars with $-3 \lesssim [\text{Fe}/\text{H}] \lesssim -2$ are consistent with pure r -process ratios, and concluded that Ba in extremely metal-poor stars is also of r -process origin. Burris et al. (1999) arrived at a similar result.

In Figure 1, which uses the data of McWilliam et al. (1995) and McWilliam (1998), the $[\text{Ba}/\text{Mg}]$ values for a sample of metal-poor stars are plotted against $[\text{Mg}/\text{H}]$, together with four heavier r -process elements, La, Ce, Nd, and Eu. It is indeed remarkable that there appears a nearly vertical boundary at $[\text{Mg}/\text{H}] \sim -2.5$, with $[\text{Ba}/\text{Mg}]$ spanning the range from $[\text{Ba}/\text{Mg}] = -2$ to $+0.6$, whereas a horizontal line of $[\text{Ba}/\text{Mg}] \sim -1.4$ emerges from $[\text{Mg}/\text{H}] \approx -2.5$ down to -3.7 . The data of Ryan, Norris, & Beers (1996) for seven of their extremely metal-poor stars show a similar trend in the $[\text{Ba}/\text{Mg}]$ – $[\text{Mg}/\text{H}]$ plane.

In §2 we discuss the r -process sites which might be consistent with the vertical $[\text{Ba}/\text{Mg}]$ – $[\text{Mg}/\text{H}]$ boundary, based on the models proposed by Shigeyama & Tsujimoto (1998) and Tsujimoto & Shigeyama (1998). In §3 the entire range of observed $[\text{Ba}/\text{Mg}]$ – $[\text{Mg}/\text{H}]$ abundances in halo stars is used to explore the early stages of inhomogeneous chemical evolution in the Galaxy in the context of the SN-induced star-formation model described by Tsujimoto, Shigeyama, & Yoshii (1999, hereafter TSY).

2. PRODUCTION SITE FOR r -PROCESS ELEMENTS

Figure 2a illustrates the hypothesis we seek to defend, that the metal-poor stars of the Galaxy populate two separate branches in the $[\text{Ba}/\text{Mg}]$ – $[\text{Mg}/\text{H}]$ plane. The first branch extends rightward of the vertical boundary which begins at $([\text{Ba}/\text{Mg}], [\text{Mg}/\text{H}]) = (-2.0, -2.3)$ and ends at $([\text{Ba}/\text{Mg}], [\text{Mg}/\text{H}]) = (+0.6, -2.7)$. The second branch is horizontal from $[\text{Mg}/\text{H}] \sim -2.5$ to -3.7 at a constant value of $[\text{Ba}/\text{Mg}] \sim -1.4$.

Other r -process elements, such as La, Ce, Nd, and Eu, shown in Figure 1, populate the first branch identified from the behavior of $[\text{Ba}/\text{Mg}]$ in Figure 2, but we presently lack measurements of their abundances in the most metal-poor stars, which are required in order to confirm the presence of the second branch. Tsujimoto & Shigeyama (1998) derived the Eu yield as a function of SN II progenitor mass, and showed that average predicted value, weighted by the Salpeter initial mass function (IMF), successfully reproduces a plateau value of

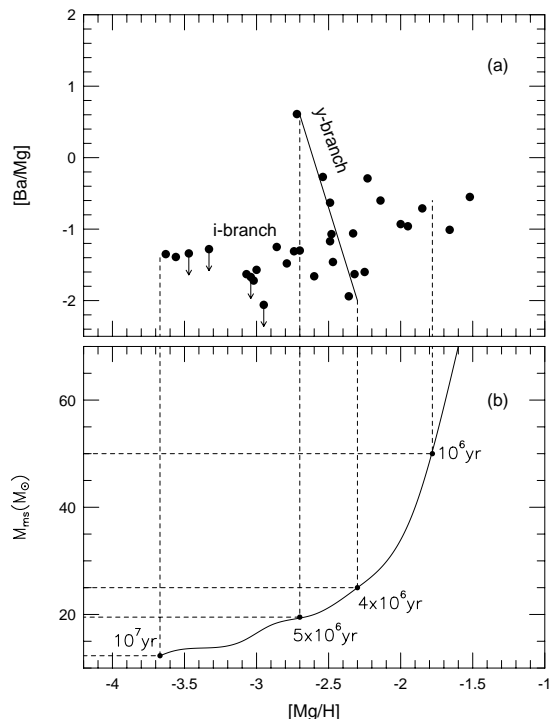


Fig. 2. (a) The correlation of [Ba/Mg] with [Mg/H] for metal-poor stars; same as in Fig.1. The thick line is the left-side boundary to the y -branch representing the mass range of the r -process site. (b) SN II progenitor mass M_{ms} plotted as a function of [Mg/H] inside the shell swept up by the SNR. The stellar lifetimes are also shown for four reference masses of $M_{\text{ms}} = 12, 20, 25,$ and $50 M_{\odot}$. Dashed lines in the lower and upper panels illustrate how we assign M_{ms} to each star along the boundary.

[Eu/Fe] seen at $-2 \lesssim [\text{Fe}/\text{H}] \lesssim -1$. Thus, hereafter, we refer to the first branch as the y -branch, where the letter “ y ” stands for its origination in individual SNe II yields.

As shown in Figure 2a, the y -branch is confined to stars with $[\text{Mg}/\text{H}] > -2.7$; there is no star with $[\text{Mg}/\text{H}] \lesssim -2.7$ that belongs to the y -branch. On the other hand, Shigeyama & Tsujimoto (1998) showed that the metallicity [Mg/H] of stars born from an SN remnant (SNR) is well approximated by the average [Mg/H] inside the shell swept up by the SNR. This gives a relation between the metallicity [Mg/H] of stars and the mass M_{ms} of SN II progenitor as shown in Figure 2b. As a consequence, it is indicated that only SNe II with $M_{\text{ms}} \gtrsim 20 M_{\odot}$ produce Ba via the r -process. If we assume that the vertical boundary to the y -branch has a one-to-one correspondence to the Ba yield from individual SNe II, the progenitor mass

range is confined to $M_{\text{ms}} = 20 - 25 M_{\odot}$. It is straightforward to derive the Ba yield from the observed [Ba/Mg]-value along the vertical boundary and the synthesized Mg mass, leading to $M_{\text{Ba}} = 8.5 \times 10^{-6} M_{\odot}$ for $M_{\text{ms}} = 20 M_{\odot}$, and $M_{\text{Ba}} = 4.5 \times 10^{-8} M_{\odot}$ for $M_{\text{ms}} = 25 M_{\odot}$.

We now consider the origin of the second branch of [Ba/Mg], in the range of $-3.7 \lesssim [\text{Mg}/\text{H}] \lesssim -2.7$. This [Mg/H] range corresponds to $M_{\text{ms}} = 12 - 20 M_{\odot}$, for which SNe II, according to our present models, do not produce significant amounts of Ba. Therefore, our hypothesis is that the Ba abundances which are observed in the atmospheres of these stars come only from the interstellar matter (ISM) that was enriched in Ba by the preceding SNe II (with $M_{\text{ms}} = 20 - 25 M_{\odot}$), and that was swept up in the shells by later SNe II with $M_{\text{ms}} = 12 - 20 M_{\odot}$. Thus, hereafter we refer to this branch, as the i -branch, where the letter “ i ” stands for an ISM origin. We note that the [Ba/Mg] value in this branch should always be below its plateau value [Ba/Mg] ~ -0.6 at higher metallicities. We also predict from the above argument that stars born from the shell swept up by SNe II with $M_{\text{ms}} > 25 M_{\odot}$ would form another i -branch at $[\text{Mg}/\text{H}] \gtrsim -2.5$, evidence for which is not seen in the sample of McWilliam et al. (1995).

3. CHEMICAL EVOLUTION OF R -PROCESS ELEMENTS IN THE GALACTIC HALO

In this section, we discuss the chemical evolution of Ba and Eu in the Galactic halo, based on the formulation presented in TSY. The essence of the TSY model is that the star-forming process is assumed to be confined to separate clouds which make up the entire halo, and that the chemical evolution in these clouds proceeds through a successive sequence of SN II explosion, shell formation, and resulting star formation. Details can be found in TSY.

An overview of our model applied to the Galactic halo is as follows: – (1) The metal-free Population III stars (Pop III) form by some (as yet unspecified) mechanism in primordial-composition gas clouds of the Galactic halo. (2) The most massive stars among them explode as Pop III SNe II, which trigger a series of star formation events. (3) Star formation terminates when SNRs become unable to the formation of dense shells. (4) Roughly 90 % of the cloud mass remains unused in star formation, and may fall onto the still-forming Galactic disk.

The free parameters in our model are the mass fraction x_{III} of metal-free Pop III stars initially formed in each cloud, and the mass fraction ϵ of stars formed in a dense shell swept up by each SNR. A value of x_{III} sensitively determines the level of [Ba/Mg] for the i -branch, so we take $x_{\text{III}} = 2.5 \times 10^{-4}$ to be consistent with the observed value [Ba/Mg] = -1.4 at [Mg/H] ~ -3.7 (McWilliam 1998). We

take $\epsilon = 4.3 \times 10^{-3}$ to reproduce the observed $[\text{Fe}/\text{H}]$ distribution function of halo field stars for $[\text{Fe}/\text{H}] < -1$ (TSY).

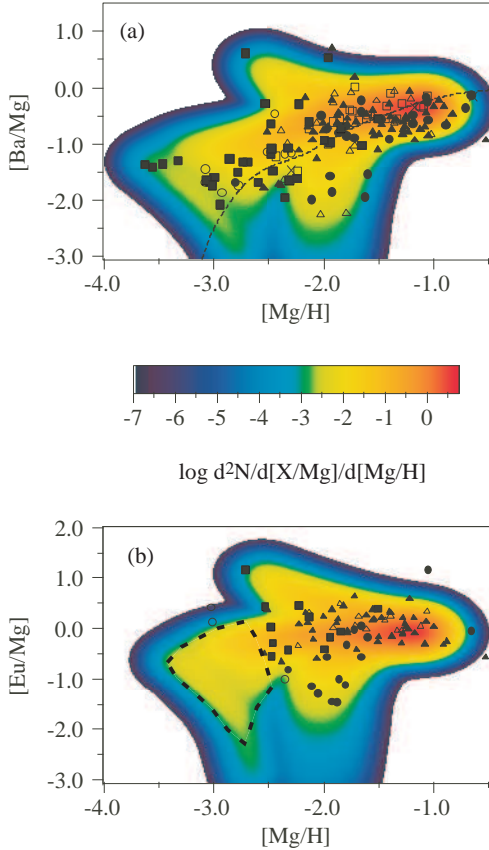


Fig. 3. (a) The color-coded frequency distribution of the long-lived stars in the $[\text{Ba}/\text{Mg}]$ – $[\text{Mg}/\text{H}]$ plane, convolved with a Gaussian having $\sigma=0.2$ dex for $[\text{Ba}/\text{Mg}]$ and $\sigma=0.1$ dex for $[\text{Mg}/\text{H}]$. The symbols represent the data taken from McWilliam 1998 (filled squares), Ryan et al. 1996 (open circles), Burris et al. 1999 (filled triangles), Luck & Bond 1985 (filled circles), Luck & Bond 1981 (open triangles), Magain 1989 (open squares), and Steenbock 1983 (crosses). For comparison, the result of the conventional one-zone chemical evolution model is shown by dashed line assuming the r -process site of $8 - 10 M_{\odot}$ supernovae, which is different from our proposed site of $20 - 25 M_{\odot}$ supernovae. (b) The same as (a) but for Eu. The dashed curve encloses the predicted region in which i -branch stars must exist.

Adopting the result of §2, that SNe II with $M_{\text{ms}} = 20 - 25 M_{\odot}$ are the dominant site for r -process nucleosynthesis, and using the derived Ba yield dependent on M_{ms} , we calculate the Ba evolution at early epochs of the Galactic halo. For later evolution, which pertains to the abundance range $-2 \lesssim [\text{Mg}/\text{H}] \lesssim -1$, we add the contribution from s -process nucleosynthesis, assuming that the production site for early-epoch s -process elements is $2 - 3$

M_{\odot} AGB stars (Burris et al. 1999). The stellar IMF is assumed to be of the Salpeter form. The upper and lower mass limits for stars that explode as SNe II are taken to be $50 M_{\odot}$ and $12 M_{\odot}$, respectively.

Figure 3a is a color-coded predicted frequency distribution of stars in the $[\text{Ba}/\text{Mg}]$ – $[\text{Mg}/\text{H}]$ plane, normalized to unity when integrated over the entire area (see the color bar for the scale). In order to enable a direct comparison with the data, the frequency distribution has been convolved with a Gaussian with $\sigma = 0.2$ dex for $[\text{Ba}/\text{Mg}]$ and $\sigma = 0.1$ dex for $[\text{Mg}/\text{H}]$. As already pointed by Burris et al. (1999), there is a systematic difference in the derived Ba abundance between Burris et al. (1999) and McWilliam (1998). Burris et al. (1999) obtain $[\text{Ba}/\text{H}]$ ratios which are higher, in the mean, by 0.46 dex for the seven stars in common with the data of McWilliam (1998). We therefore decrease their $[\text{Ba}/\text{H}]$ ratios by 0.46 dex to enable a consistent comparison with the data of McWilliam (1998) in Figure 3a. The $[\text{Ba}/\text{Mg}]$ ratio “plateau” in the range of $-2 \lesssim [\text{Mg}/\text{H}] \lesssim -1$ is obviously higher than that of i -branch ($[\text{Mg}/\text{H}] \lesssim -2.5$), which implies a significant contribution from s -process nucleosynthesis. For comparison, we show by the dashed line in this figure the conventional one-zone chemical evolution model assuming that the production sites for r -process and s -process are $8 - 10 M_{\odot}$ supernovae and $2 - 3 M_{\odot}$ AGB stars, respectively. It is clear that the conventional model predicts a much smaller $[\text{Ba}/\text{Mg}]$ than is consistent with the observed i -branch at $[\text{Mg}/\text{H}] \lesssim -2.7$.

To summarize our hypothesis: The earliest stars, stars that were formed from the shells swept up by SNe II with $M_{\text{ms}} = 20 - 25 M_{\odot}$, first create the vertical boundary seen in Figure 2a. Thereafter, the y -branch develops at higher $[\text{Mg}/\text{H}]$ and converges to the plateau level of $[\text{Ba}/\text{Mg}]$ at higher metallicities, as described in detail in TSY. At the same time, the subsequently formed stars, arising from the SNRs with $M_{\text{ms}} = 12 - 20 M_{\odot}$, do not produce Ba, and therefore have the lowest value of $[\text{Ba}/\text{Mg}]$ at $[\text{Mg}/\text{H}] \lesssim -2.5$. These stars populate the lower envelope of the i -branch, then fill in this branch at lower $[\text{Mg}/\text{H}]$, but gradually *increasing* $[\text{Ba}/\text{Mg}]$. As the Mg abundance in the ISM becomes dominant over that ejected from SNe II, the i -branch develops at higher abundances, increasing both $[\text{Mg}/\text{H}]$ and $[\text{Ba}/\text{Mg}]$.

Because the upper mass limit in our present model for the Ba production site, $25 M_{\odot}$, is set below the canonical upper limit $\sim 50 M_{\odot}$ for stable stellar masses, we predict the existence of another i -branch in the range of $-2.3 \lesssim [\text{Mg}/\text{H}] \lesssim -1.5$, which is made up of stars arising from the SNRs with $M_{\text{ms}} = 25 - 50 M_{\odot}$. While this branch does not show up in the sample of McWilliam (1998), the data from Luck & Bond (1981, 1985), interestingly, support such a prediction (see filled and open circles in Fig. 3a). If we increase the upper mass limit to $50 M_{\odot}$ for the Ba production site, a small amount of Ba is

produced in SNe with $M_{\text{ms}} \gtrsim 25M_{\odot}$, which only slightly contaminates the i -branch stars. The results of our calculations with an upper mass limit of $M_{\text{ms}} = 25M_{\odot}$ remain almost unchanged, because of the assumed declining IMF at high masses.

The value of $x_{\text{III}} = 2.5 \times 10^{-4}$ adopted here can be converted into a probability of finding Pop III stars, $p_{\text{III}} = 2.5 \times 10^{-3}$, defined as the expected number of Pop III stars divided by the total number of the long-lived stars in a sample (see TSY). However, we regard this x_{III} -value as an upper bound, because the predicted $[\text{Ba}/\text{Mg}]$ vs. $[\text{Mg}/\text{H}]$ distribution with smaller x_{III} provides an adequate fit to the observed distribution. A much more strict constraint on p_{III} could be obtained if the sample of extremely metal-poor stars with measured Ba abundances is increased by a factor of ten.

As a final exercise, we also calculate the Eu evolution in the early Galaxy using the same models and assumptions we have employed for the prediction of Ba evolution. Figure 3b shows the color-coded frequency distribution of stars in the $[\text{Eu}/\text{Mg}]$ – $[\text{Mg}/\text{H}]$ plane, after convolving with $\sigma = 0.2$ dex for $[\text{Eu}/\text{Mg}]$ and $\sigma = 0.1$ dex for $[\text{Mg}/\text{H}]$. The Eu production site must be the same as for Ba, or at least share a part of SNe II sites where Ba is produced, because the rapid n -capture process cannot synthesize Eu without producing Ba. Therefore, we assume that Eu is also produced by SNe II with $M_{\text{ms}} = 20 - 25M_{\odot}$. We scale the Ba yield by the pure r -process value $[\text{Ba}/\text{Eu}] = -0.72$ (Wisshak, Voss, & Käpeler 1996) and obtain a predicted Eu yield of $M_{\text{Eu}} = 1.3 \times 10^{-6}M_{\odot}$ for $M_{\text{ms}} = 20M_{\odot}$, and $M_{\text{Eu}} = 7.0 \times 10^{-9}M_{\odot}$ for $M_{\text{ms}} = 25M_{\odot}$. Our calculation predicts the existence of a Eu i -branch at $[\text{Mg}/\text{H}] \lesssim -2.5$, which must be confirmed by future measurements of Eu abundances for extremely metal-poor stars.²

4. CONCLUSION

We have suggested the existence of two distinct correlations of $[\text{Ba}/\text{Mg}]$ with $[\text{Mg}/\text{H}]$ for metal-poor stars in the Galaxy, the y - and i -branches, separated at $[\text{Mg}/\text{H}] \sim -2.7$. These branches cross one another almost perpendicularly, and form an arrow-like frequency distribution of stars in the $[\text{Ba}/\text{Mg}]$ – $[\text{Mg}/\text{H}]$ plane. The vertical boundary to the y -branch extending from $[\text{Ba}/\text{Mg}] = -2.0$ to $+0.6$ reflects the different nucleosynthesis contributions of $[\text{Ba}/\text{Mg}]$ for each SN II of progenitor mass in a narrow range, $M_{\text{ms}} = 20 - 25M_{\odot}$. The horizontal i -branch extending from $[\text{Mg}/\text{H}] = -2.7$ to -3.7 is pop-

ulated by stars born from the shells swept up by SNe II with $M_{\text{ms}} = 12 - 20M_{\odot}$ that do not synthesize the r -process elements. Therefore, the Ba abundances of the i -branch stars reflect those in the ISM at the time when such stars form.

The i -branch provides strong evidence for the existence of a lower mass limit of the SN progenitors for the site of r -process nucleosynthesis. The upper mass limit for the r -process site cannot be determined well from the current observations. Because of the declining IMF, SNe II with $M_{\text{ms}} \gtrsim 25M_{\odot}$ contributes little to the total Ba production in the early Galaxy. In other words, in our formulation, the r -process site is dominated by SNe II with $M_{\text{ms}} \approx 20 - 25M_{\odot}$.

The i -branch should not exist for α - and Fe-peak heavy elements formed in the early Galaxy, because the entire range of SNe II progenitor masses will contribute to substantial amounts of such elements. However, the i -branch is expected to exist, though is not confirmed as of yet, in the case of the r -process elements such as La, Ce, Nd, and Eu. It is therefore important to measure the abundances of such elements for the stars CS 22878–101, CS 22897–008, CS 22891–200, CS 22891–209, CS 22948–066, CS 22952–015, and CS 22950–046 in the sample of McWilliam et al. (1995), which actually form the Ba i -branch.

We are grateful to Timothy C. Beers for his careful reading and helpful comments on our Letter. This work has been partially supported by COE research (07CE2002) and a Grant-in-Aid for Scientific Research (11640229) of the Ministry of Education, Science, Culture, and Sports in Japan.

References

- Audouze, J., & Silk, J. 1995, ApJ, 451, L49
- Beers, T. C., in The Third Stromlo Symposium: The Galactic Halo, eds. B. Gibson, T. Axelrod, & M. Putman (ASP: San Francisco), 165, 206
- Beers, T. C., Preston, G. W., & Shectman, S. A. 1992, AJ, 103, 1987
- Burris, D. L., Pilachowski, C. A., Armandroff, T. E., Sneden, C., Cowan, J. J., & Roe, H. 1999, ApJ, in press
- Ishimaru, Y., & Wanajo, S. 1999, ApJ, 511, L33
- Käppler, F., Beer, H., & Wisshak, K. 1989, Rep.Prog.Phys., 52, 945
- Luck, R. E., & Bond, H. E. 1981, ApJ, 244, 919
- Luck, R. E., & Bond, H. E. 1985, ApJ, 292, 559
- Magain, P. 1989, A&A, 209, 211
- Mathews, G. J., Bazan, G., & Cowan, J. J. 1992, ApJ, 391, 719

²In TSY, we used the data of Ryan et al. (1996) for determining the Eu yield. These observations exhibit a much lower $[\text{Eu}/\text{Mg}]$ ratio than that of McWilliam et al. (1995). As a consequence, the entire population of SNe II with $M_{\text{ms}} = 12 - 50M_{\odot}$ may be the Eu production site.

- McWilliam, A., Preston, G. W., Sneden, C., & Searle, L.
1995, *AJ*, 109, 2757
- McWilliam, A. 1998, *AJ*, 115, 1640
- Ryan, S. G., Norris, J. E., & Beers, T. C. 1996, *ApJ*, 471,
254
- Shigeyama, T., & Tsujimoto, T. 1998, *ApJ*, 507, L135
- Steenbock, W. 1983, *A&A*, 126, 325
- Travaglio, C., Galli, D., Gallino, R., Busso, M., Ferrini,
F., & Straniero, O. 1999, *ApJ*, 521, 691
- Tsujimoto, T., & Shigeyama, T. 1998, *ApJ*, 508, L151
- Tsujimoto, T., Shigeyama, T., & Yoshii, Y. 1999, *ApJ*,
519, L64
- Wisshak, K., Voss, F., & Käpeler, F. 1996 in Proc. 8th
Workshop on Nuclear Astrophysics, ed. W. Hillebrandt
& E. Müller (Garching: MPA), 16