

# $H_3^{(2+)}$ molecular ion in a strong magnetic field: a triangular configuration

J. C. López V. <sup>†</sup>

*Instituto de Ciencias Nucleares, UNAM, Apartado Postal 70-543, 04510 México D.F., México*  
(December 2, 2024)

The bound state in the system of three protons and an electron (*pppe*) under a homogeneous strong magnetic field where the protons are situated in the vertices of an equilateral triangle perpendicular to the magnetic field lines is found. It is shown that for magnetic fields  $B = 10^{11} - 4.414 \times 10^{13} G$  the potential energy curves as a function of the internuclear distance  $R$  have an explicit minimum. For all magnetic fields studied, the binding energy of the triangular configuration is less than the binding energy of the linear parallel configuration (A. Turbinder et al. *JETP Lett.* **69**, p. 844). In the contrary to the linear case, the binding energy decreases with a magnetic field growth, while the equilibrium internuclear distance slowly increases.

Recently a quantitative study of the system of three protons and an electron (*pppe*) in a strong magnetic field gave theoretical evidence of the existence of a bound state for magnetic fields  $B > 10^{11} G$  [1]. It manifests the existence of the exotic molecular ion  $H_3^{(2+)}$ . Many years ago it was indicated by Kadomtsev and Kudryavtsev [3], and Ruderman [4] the possible existence of linear exotic molecular systems in presence of a strong magnetic field. Due to the enormous Lorentz force acting on the electronic cloud, it shrinks in the direction transversal to the magnetic field lines leading to an effective quasi-one-dimensionality of the studied systems. This makes the electron-nuclei attraction more effective to compensate the Coulombic repulsion of nuclei. Such a fact suggests the possibility of the existence of exotic systems which do not exist without a magnetic field. It has been shown some time ago that a strong magnetic field can lead to the formation of linear hydrogenic chains  $H_n$ ,  $n > 2$  situated along magnetic lines [4–7]. More recently the first quantitative study about the possible existence of an exotic bound state in the system of three protons and an electron (*pppe*) in a strong magnetic field was carried out [1] and confirmed existence of  $H_3^{(2+)}$  ion.

Although the linear parallel configuration (where protons are situated on a line parallel to the magnetic field line) for the system (*pppe*) seems to be optimal for very strong magnetic fields, other possible configurations have to be considered in order to have a better understanding of the properties of such systems.

In this article we explore the possibility of the existence of the molecular ion  $H_3^{(2+)}$  in a triangular configuration perpendicular to a strong homogeneous magnetic field. We limit our present investigation to magnetic fields  $B = 10^{11} - 4.414 \times 10^{13} G$  for which a non-relativistic approach is still valid (for a detailed discussion see [7] and references therein). Our study is restricted to the ground state within the Born-Oppenheimer approximation.

The present calculations are carried out in the framework of a variational method. Trial functions are chosen in accordance with the following criterion (see [9]—[14]): (i) the trial function  $\Psi_t(x)$  should include all symmetry properties of the problem in hand; (ii) the trial function for the ground state should not vanish inside the domain where the problem is defined; (iii) the potential  $V_t(x) = \frac{\nabla^2 \Psi_t}{\Psi_t}$ , for which the trial function is an exact eigenfunction, should reproduce the original potential behavior near singularities as well as its asymptotic behavior. This prescription has been successfully applied to the study of the  $H_2^+$  ion in strong magnetic fields giving the best known results for  $B > 0$  [8], as well as to the study of the linear parallel configuration of the  $H_3^{(2+)}$  and  $H_4^{(3+)}$  ions in a strong magnetic fields [1,2].

We consider a system of one electron and three identical infinitely-heavy centers of unit charge situated on the vertices of an equilateral triangle with internuclear distance  $R$  (which is the length of the triangle side) lying in a plane perpendicular to the magnetic field of strength  $B$  directed along the  $z$  axis,  $\vec{B} = (0, 0, B)$ .

The potential corresponding to the system we study is given by

$$V = \frac{6}{R} - \frac{2}{r_1} - \frac{2}{r_2} - \frac{2}{r_3} + \frac{B^2 \rho^2}{4} \quad (1)$$

where the quantity  $\rho = \sqrt{x^2 + y^2}$  is the distance from the electron to the  $z$ -axis,  $r_{1,2,3}$  are the distances from the electron to the first, second and third centers respectively, and  $R$  is the distance between centers (see Fig. 1 for notations). The linear Zeeman effect term in the potential ( $B\ell_z$ ) can be dropped off since we use real trial functions <sup>1</sup> (see below). Spin Zeeman effects are neglected. Through the paper the Rydberg is used as the energy unit. For the

<sup>1</sup>For a real trial function the expectation value of the  $z$ -component of the orbital angular momentum  $\langle \ell_z \rangle$  leads to a vanishing

other quantities standard atomic units are used.

The trial functions we are going to use for the present problem are similar to those were exploited in [1] for the study of the linear parallel configuration. These functions were built according to the criterion described in [9]—[14]. They contain the basic features of Coulomb systems in a magnetic field, as well as the symmetry property under permutation of the three charged centers. In particular, the potentials corresponding to those functions reproduce the Coulomb-like behavior near the centers and the two-dimensional oscillator behavior in the  $(x, y)$  plane at large distances (see below).

The simplest of those functions is a function of the Heitler-London type multiplied by the lowest Landau orbital:

$$\Psi_1 = e^{-\alpha_1(r_1+r_2+r_3)-\beta_1 B \rho^2/4}, \quad (2)$$

(cf. Eq. (2) in Ref. [1]), where  $\alpha_1$  and  $\beta_1$  are variational parameters. Since we consider the distance between centers as an extra variational parameter, it has in total three variational parameters. This function gives an adequate description of the covalent coupling of the system near equilibrium. As illustration we show the potential corresponding to this function:

$$V_1 = \frac{\nabla^2 \Psi_1}{\Psi_1} = 3\alpha_1^2 - \beta_1 B - 2\alpha_1 \sum_{i=1}^3 \frac{1}{r_i} + 2\alpha_1^2 \sum_{i<j} (\hat{n}_i \cdot \hat{n}_j) + \alpha_1 \beta_1 B \sum_{i=1}^3 \frac{\rho^2 - (xx_i + yy_i)}{r_i} + \frac{\beta_1^2 B^2 \rho^2}{4}, \quad (3)$$

$$\hat{n}_i \cdot \hat{n}_j = \frac{1}{r_i r_j} [(x - x_i)(x - x_j) + (y - y_i)(y - y_j) + (z - z_i)(z - z_j)],$$

where  $\hat{n}_i$  ( $i = 1, 2, 3$ ) is the unit vector in the direction of the vector pointing from the position of the  $i$ -th center to the position of the electron.

A second trial function is a Hund-Mulliken type function multiplied by the lowest Landau orbital:

$$\Psi_2 = \left( e^{-\alpha_2 r_1} + e^{-\alpha_2 r_2} + e^{-\alpha_2 r_3} \right) e^{-\beta_2 B \rho^2/4}, \quad (4)$$

(cf. Eq. (4) in Ref. [1]). Here  $\alpha_2, \beta_2$  are variational parameters. This function describes a ionic coupling of a hydrogen atom with two charged centers.

Another suitable trial function which describes a ionic coupling between an  $H_2^+$  ion and a proton is given by

$$\Psi_3 = \left( e^{-\alpha_3(r_1+r_2)} + e^{-\alpha_3(r_1+r_3)} + e^{-\alpha_3(r_2+r_3)} \right) e^{-\beta_3 B \rho^2/4}, \quad (5)$$

(cf. Eq. (5) in Ref. [1]) where  $\alpha_3, \beta_3$  are variational parameters. Since the  $H_2^+$  ion has the lowest total energy among the one-electron systems for  $B \lesssim 10^{13} G$  [2], an important contribution coming from this trial function is expected.

In order to include in a single trial function the different physical behaviors near equilibrium and at large distances, appropriate interpolations of the trial functions (2), (4) and (5) are done:

(i) A natural interpolation is given by a non-linear superposition of the form:

$$\Psi_{4-ns} = \left( \sum_{\{\alpha_4, \alpha_5, \alpha_6\}} e^{-\alpha_4 r_1 - \alpha_5 r_2 - \alpha_6 r_3} \right) e^{-\beta_4 B \rho^2/4}, \quad (6)$$

(cf. Eq. (6) in Ref. [1]) where  $\alpha_4, \alpha_5, \alpha_6$  and  $\beta_4$  are variational parameters, and the sum is over all permutations of the parameters  $\{\alpha_4, \alpha_5, \alpha_6\}$ .

If all parameters coincide ( $\alpha_4 = \alpha_5 = \alpha_6 = \alpha_1$ ), the function (6) reduces to the Heitler-London type function (2). Function (6) also reduces to the Hund-Mulliken type wave function (4) when only one parameter is non-zero say  $\alpha_4 = \alpha_2$  and  $\alpha_5 = \alpha_6 = 0$ . If two parameters are non-zero, and equal, say,  $\alpha_4 = \alpha_5 = \alpha_3$ , and  $\alpha_6 = 0$  it reduces to the trial function (5). When all parameters are different among them and different from zero the function (6) provides us with a 3-center modification of a Guillemin-Zener type function. The function (6) has in total five variational parameters (including the internuclear distance  $R$  as one of the parameters).

---

contribution from the linear Zeeman effect term to the variational energy.

(ii) Another more immediate interpolation is given by a linear superposition of the functions (2), (4) and (5).

$$\Psi_{5-ls} = A_1\Psi_1 + A_2\Psi_2 + A_3\Psi_3, \quad (7)$$

where  $A_1, A_2, A_3$  are taken as extra variational parameters. Since  $\Psi_{1,2,3}$  are not orthogonal, the parameters  $A_{1,2,3}$  do not have the usual meaning of weight factors.

For the present calculations we use a linear superposition of the above interpolations (6), (7) given by:

$$\Psi_6 = A_1\Psi_1 + A_2\Psi_2 + A_3\Psi_3 + A_4\Psi_{4-nls}, \quad (8)$$

where  $A_1, A_2, A_3, A_4$  are considered again as extra variational parameters with no meaning of weight factors. The function (8) combines in a single function form, a suitable description of the system for the different physical regimes (near equilibrium and large internuclear distances for strong and very strong magnetic fields). Therefore we guess it should provide a relevant approximation for the ground state of the system. This was indeed the case of the linear parallel configuration of  $H_3^{(2+)}$  (see Ref. [1]). This function has in total fourteen variational parameters.

The variational procedure is carried out using the standard minimization package MINUIT from CERN-LIB. We use the integration routine D01FCF from NAG-LIB. All integrals are calculated with relative accuracy  $\gtrsim 10^{-8}$ .

The results of our calculations are summarized in Table I. For all considered magnetic fields  $B = 10^{11} - 4.414 \times 10^{13} G$  we found a minimum in the potential energy curve as a function of the internuclear distance  $R$  (see below Fig. 3) indicating the formation of a bound state. For such magnetic fields the total energy of the triangular configuration is always larger than the total energy of the corresponding linear parallel configuration. Indeed this shows that for very strong magnetic fields the linear configuration is the most favored. However, a new striking unexpected phenomenon appears when one considers a triangular configuration. While for the linear configuration the binding energy<sup>2</sup> increases and the internuclear distance decreases as the magnetic field grows, the opposite is true for the triangular configuration. A similar behavior occurs with the longitudinal localization length of the electron  $\langle |z| \rangle$  which also increases in the triangular configuration as the magnetic field grows, opposite to what happens in the linear configuration. The transversal size of the electronic cloud given by the expectation value  $\langle \rho \rangle$  is very close to the corresponding cyclotron radius  $B^{-1/2}(a.u.)$  in both cases. This phenomenon needs further consideration.

Another surprising feature is revealed if we study different trial functions. In Table II we show the variational results of the total energy  $E_T$  for two quite arbitrarily chosen values of the internuclear distance  $R = 0.45$  and  $R = 2.527$ . For magnetic fields  $10^{11} \lesssim B \lesssim 10^{12} G$  an adequate description of the system for internuclear distances  $R \simeq 0.45$  is given by the ionic coupling  $H_2^+$ -proton represented by the trial function (5). In this case, function (5) gives the lowest total energy among the trial functions  $\Psi_{1,2,3,4}$ . On the other side, the trial function (2) gives the lowest total energy for  $R \simeq 2.527$  indicating that a covalent coupling gives an adequate description when the internuclear distance is large compared to the equilibrium distance. However, for  $B \gtrsim 10^{13} G$  the variational energy seems to be insensitive to the specific form of the trial function. A further analysis of this region of magnetic fields is also needed.

Fig. 2 shows the electronic density distribution  $|\Psi|^2$  as a function of  $x, y$  for  $z = 0$ , and Fig. 3 shows the potential energy curves as function of the internuclear distance  $R$  for  $B = 10^{11}, 10^{12}$  and  $10^{13} G$  where the appearance of a minimum is explicit.

From our results we can make the conclusion that the exotic molecular ion  $H_3^{(2+)}$  can exist in the presence of a strong magnetic field for different configurations of the charged centers. While the linear parallel configuration for the system  $H_3^{(2+)}$  is the most favored for the appearance of bound states, other configurations can also exhibit the existence of bound states. In particular, in the present article we have shown that the molecular ion  $H_3^{(2+)}$  can also exist in the equilateral (fixed nuclei) triangular configuration perpendicular to the magnetic field.

The results of our variational study for the ground state show that, contrary to the case of the linear parallel configuration, the binding energy of the system decreases, and the internuclear distance increases, as the magnetic field grows from  $B = 10^{11} G$  up to  $4.414 \times 10^{13} G$ . A more general study of this and other possible configurations is needed in order to have a better understanding of the formation of this exotic system. In particular, a proper contribution of the linear Zeeman effect term has to be taken into account. However, the fact that the linear Zeeman

---

<sup>2</sup>The binding energy is defined as the affinity to keep the electron bound  $E_b = B - E_T$ .  $B$  is given in  $Ry$  and thus has a meaning of the energy of free electron in magnetic field.

effect contribution vanishes, which occurs when real trial functions are considered, looks relevant in the region of very strong magnetic fields  $B = 10^{11} - 4.414 \times 10^{13} G$  where this term can be neglected somehow.

Although it is not clear how an adiabatic separation of the electronic and the nuclear motion can be performed in the presence of a strong external magnetic field, our fixed-nuclei is a good starting point for the study of the properties of the exotic molecular ion  $H_3^{(2+)}$ .

## ACKNOWLEDGMENTS

The author wish to express his deep gratitude to Alexander Turbiner for introducing to the subject and for numerous valuable discussions.

This work is supported in part by DGAPA Grant # IN105296 (México).

---

<sup>†</sup> e-mail: vieyra@nuclecu.unam.mx

- [1] A. Turbiner, J.C. López and U. Solís, *JETP Letters* **69**, 11, 844 (1999)
- [2] J.C. López and A. Turbiner, astro-ph/9911535
- [3] B.B. Kadomtsev, V.S. Kudryavtsev, *Pis'ma ZhETF* **13**, 15, 61 (1971);  
*Sov. Phys. JETP Lett.* **13**, 9, 42 (1971) (English Translation)  
*ZhETF* **62**, 144 (1972);  
*Sov. Phys. JETP* **35**, 76 (1972) (English Translation)
- [4] M. Ruderman, *Phys. Rev. Lett.* **27**, 1306 (1971);  
in IAU Symp. 53, *Physics of Dense Matter*, ed. by C.J.Hansen  
(Dordrecht: Reidel, 1974) p.117
- [5] D. Lai, E. Salpeter and S. L. Shapiro, *Phys. Rev.* **A45**, 4832 (1992)
- [6] D. Lai, E. Salpeter, *Phys. Rev.* **A52**, 2611 (1995); *ibid* **A53**, 152 (1996)
- [7] D. Lai, E. Salpeter, *Astrophys.Journ.* **491**, 270 (1997)
- [8] J.C. López, P.O. Hess, A. Turbiner, *Phys.Rev.* **A56**, 4496 (1997)  
(astro-ph/9707050)
- [9] A. V. Turbiner, *ZhETF* **79**, 1719 (1980);  
*Soviet Phys.-JETP* **52**, 868-876 (1980) (English Translation).
- [10] A.V. Turbiner, *Usp. Fiz. Nauk.* **144**, 35 (1984);  
*Sov. Phys. Uspekhi* **27**, 668 (1984) (English Translation).
- [11] A.V. Turbiner, *Soviet Phys. - Yad. Fiz.* **46**, 204 (1987);  
*Sov. Journ. of Nucl. Phys.* **46**, 125 (1987) (English Translation).
- [12] A.V. Turbiner, *Pisma ZhETF* **38**, 510 (1983);  
*Soviet Phys. - JETP Lett.* **38**, 618 (1983) (English Translation).
- [13] A.V. Turbiner, *Journ. Phys.* **A 17**, 859 (1984);
- [14] A.V. Turbiner, Doctor of Sciences Thesis, ITEP, Moscow, 1989 (unpublished)

TABLE I. Variational results for the triangular configuration of the  $H_3^{(2+)}$  ion in a strong magnetic field. The total energy  $E_T$  and the binding energy  $E_b = B - E_T$ , are in  $Ry$ . The equilibrium internuclear distance  $R_{eq}$  and the expectation values of the longitudinal and transversal localization length of the electron  $\langle |z| \rangle$  and  $\langle |\rho| \rangle$  are in  $a.u.$ . The corresponding quantities for the  $H_3^{(2+)}$  ion in the linear parallel configuration were taken from [1]. The energy of free electron and its cyclotron radius  $B^{-1/2}$  are also shown.

$B$ (Gauss)	$E_T$	$E_b$	$R_{eq}$	$\langle  z  \rangle$	$\langle  \rho  \rangle$
Triangular Configuration					
$10^{11}$	40.5591	1.985	0.6237	0.561	0.192
$10^{12}$	423.722	1.719	0.6414	0.595	0.061
$10^{13}$	4252.724	1.690	0.6645	0.610	0.019
$4.414 \times 10^{13}$	18777.31	1.674	0.6757	0.622	0.009
Linear Configuration					
$10^{11}$	36.429	6.1151	0.803	0.864	0.186
$10^{12}$	410.296	15.144	0.346	0.438	0.060
$10^{13}$	4220.09	34.324	0.165	0.242	0.019
$4.414 \times 10^{13}$	18723.88	55.103	0.110	0.168	0.009
Free electron					
$10^{11}$	42.5441				0.153
$10^{12}$	425.441				0.048
$10^{13}$	4254.41				0.015
$4.414 \times 10^{13}$	18778.98				0.007

TABLE II. Comparison of the total energy  $E_T$  for the triangular configuration of the system ( $pppe$ ) for two arbitrary internuclear distances  $R = 0.45$  and  $R = 2.527$  obtained with trial functions  $\Psi_{1,2,3,4}$ , and with their linear superposition given by trial function  $\Psi_6$ .

$B$ (Gauss)	$R$	$\Psi_1$	$\Psi_2$	$\Psi_3$	$\Psi_4$	$\Psi_6$
$10^{11}$	0.45	41.10121	41.12298	41.09077	41.09591	41.08986
	2.527	41.58129	41.58405	41.58146	41.58131	41.58122
$10^{12}$	0.45	423.9111	423.9195	423.9115	423.9111	423.9110
	2.527	424.4875	424.4877	424.4876	424.4876	424.4865
$10^{13}$	0.45	4252.956	4252.956	4252.956	4252.956	4252.956
	2.527	4253.461	4253.461	4253.461	4253.461	4253.460
$4.414 \times 10^{13}$	0.45	18777.53	18777.53	18777.53	18777.53	18777.53
	2.527	18778.03	18778.03	18778.03	18778.03	18778.03

FIG. 1. Triangular configuration for the  $(pppe)$  system in a magnetic field  $\vec{B}$  directed along the  $z$  axis. The protons are situated in the  $(x, y)$ -plane and their positions are marked by black circles.

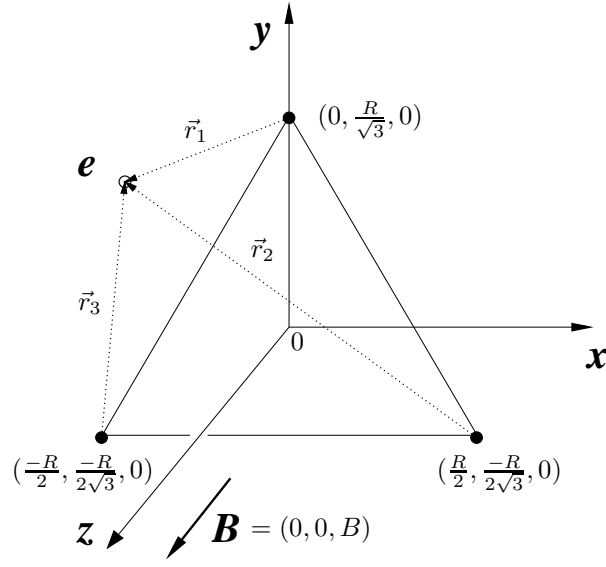
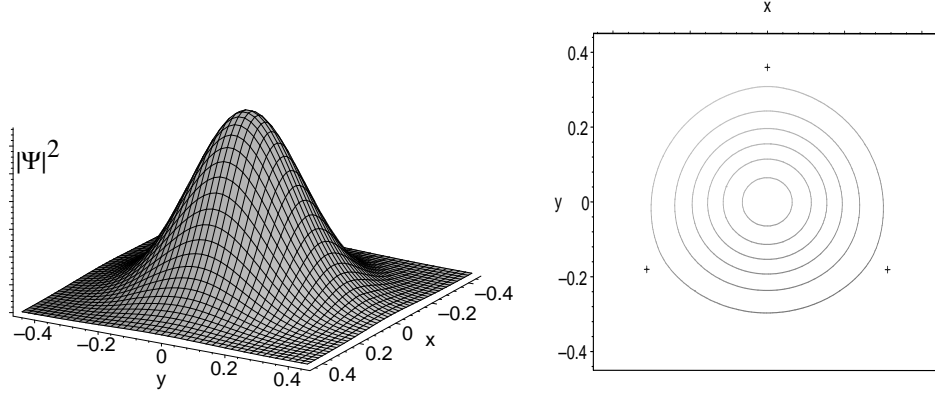
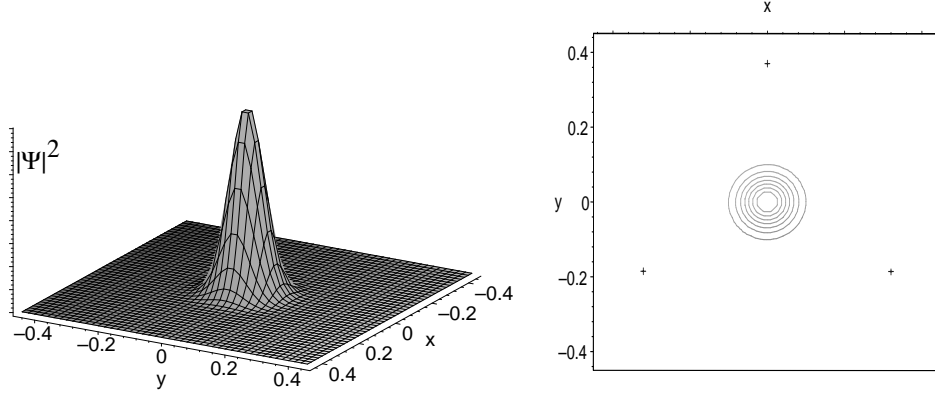


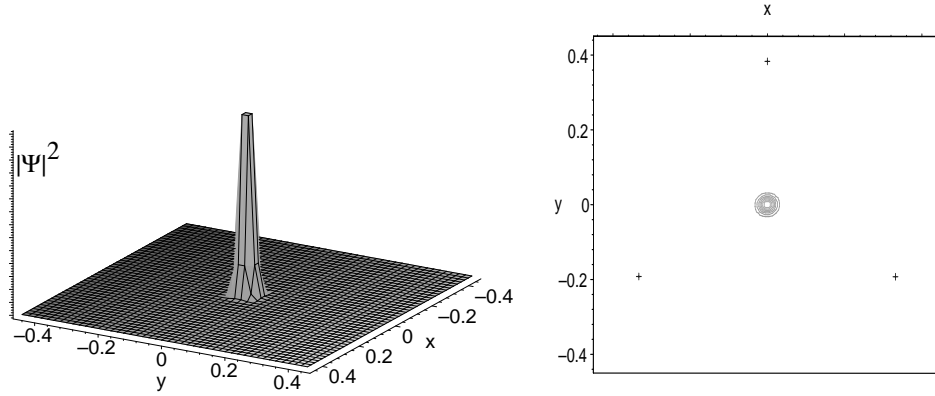
FIG. 2. Electronic probability density  $|\Psi|^2$  for the  $H_3^{(2+)}$  molecular ion in the triangular configuration at  $z = 0$  and their corresponding contours for (a)  $B = 10^{11}G$ , (b)  $B = 10^{12}G$ , (c)  $B = 10^{13}G$ . The position of the charged centers is indicated by crosses. Normalization of  $|\Psi|^2$  is not fixed.



(a)



(b)



(c)

FIG. 3. Potential energy curves as function of the internuclear distance  $R$  for the  $H_3^{(2+)}$  molecular ion in the triangular configuration for magnetic field: (a)  $B = 10^{11}G$ , (b)  $B = 10^{12}G$ , (c)  $B = 10^{13}G$ . The top of the energy scale corresponds to the value of the energy of free electron  $E_e = B$ .

