

**ANALYSIS AND INTERPRETATION OF X-RAY
PROPERTIES
OF BLACK HOLE CANDIDATES**

Sergey P. Trudolyubov

**A thesis submitted in partial fulfillment of
the requirements for the degree of
DOCTOR OF PHILOSOPHY (Astrophysics)
at the
SPACE RESEARCH INSTITUTE
RUSSIAN ACADEMY OF SCIENCES
December 1999**

Advisor Dr. Marat R. Gilfanov

Summary

The thesis is mainly devoted to the study of spectral and timing characteristics of the X-ray emission from Galactic black hole candidates GRS 1915+105, GX 339-4, 4U 1630-47, XTE J1748-288, GRS 1739-278, KS/GRS 1730-312, GRS 1737-31. The main results include: observation of the correlated evolution of spectral and timing parameters of these sources and its interpretation in the framework of two-phase model of the accretion flow near the compact object; development of the quantitative model for the evolution of GRS 1915+105 during flaring state providing direct estimate of the disk accretion rate in the system; restrictions on the parameters of the spatial distribution and luminosity function of the Galactic hard X-ray transient sources; application of the the bulk motion comptonization model to the analytic approximation of the broad-band energy spectra of Galactic black hole candidates in the *high/very high* state obtained with RXTE.

Full ps-version of the thesis (in russian) can be found at:

<http://hea.iki.rssi.ru/~tsp/research.html>

The **first part** of the thesis contains a brief description of instruments aboard the GRANAT, MIR/KVANT and RXTE observatories and observational techniques used in the analysis.

In **the second part** the results of hard X-ray observations of well-known Galactic black hole candidate GX 339–4 with GRANAT/SIGMA in 1990 – 1994 are presented. It was shown that the evolution of spectral and temporal characteristics of the source emission is very similar for individual outbursts (Fig. 1). Prominent correlation between the hardness of energy spectrum and the level of aperiodic variability of hard X-ray emission of GX 339–4 has been found, which is typical for the black hole candidate systems in the *hard* spectral state (Fig. 1). Basing on the properties of the long-term X-ray evolution of GX 339–4, we propose the triggering of the irradiation/magnetically-driven mass transfer instability in the low mass binary system as possible origin of the source transient outbursts.

The third part of the thesis consists of 3 chapters, describing X-ray properties of the Galactic microquasar GRS 1915+105 in different spectral states.

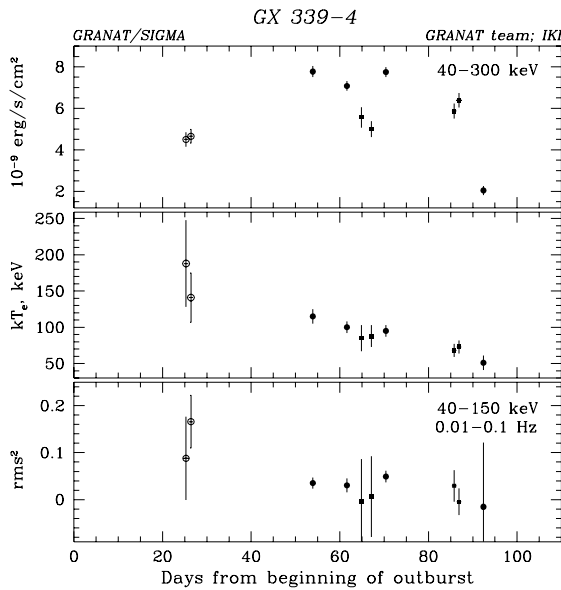


Figure 1: The evolution of the characteristics of hard X-ray radiation from GX 339–4 with time since the beginning of the 1991, 1992 and 1994 outbursts: 40–300 keV energy flux – *upper panel* ; best-fit bremsstrahlung temperature – *middle panel* ; (0.01 – 0.1 Hz) fractional rms^2 of 40 – 150 keV flux fluctuations – *lower panel*. Solid circles, open circles and solid squares in each panel correspond to the 1991, 1992 and 1994 SIGMA data respectively.

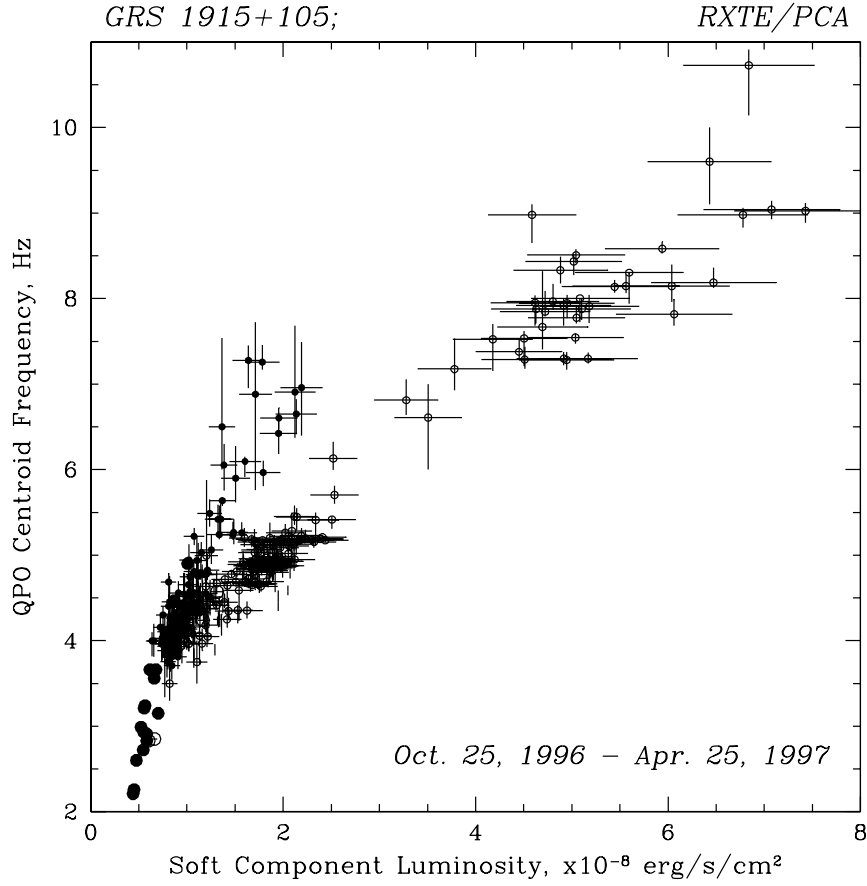


Figure 2: The dependence of the QPO centroid frequency on the estimated bolometric luminosity of the soft component obtained from the spectral fitting with our simplified model (multicolor disk black body plus power law) for the November, 1996 – April, 1997 low luminosity state and state transitions of GRS 1915+105. *Open circles* correspond to the observations, covering the period of transition from the high luminosity state to the low luminosity state prior to November 28, 1997 (MJD 50415); *filled circles* correspond to the period of low luminosity state and following rise of the source flux. *Large circles* represent the averaging over the whole observation; the results for the observations with high level of variability averaged over 16 – 80 s time intervals are presented by *small circles*.

In *the first chapter* we present the results of observations of GRS 1915+105 with PCA and HEXTE instruments aboard RXTE from October 1996 through April 1997, when the source exhibited transitions between the states with high and low X-ray luminosities. With the exception of some individual features, the general temporal and spectral characteristics of the X-ray emission from GRS 1915+105 and the pattern of their evolution were similar to the properties of other Galactic black hole candidates in the so-called *intermediate* state, which corresponds to a transition between the canonical *low* and *high* states. The broad-band source spectrum in the 3–150 keV energy range can be represented as a sum of a relatively weak soft component with a characteristic temperature of $\sim 1 - 2$ keV and a hard component; the latter can be fitted by a power law with a photon index of about 1.8 – 3.0 and an exponential cutoff at energies 60 – 120 keV. The temporal evolution of the energy spectrum is characterized by a gradual increase in its hardness as the total X-ray luminosity decreases from $\sim 10^{39}$ to $\sim 2 \times 10^{38}$ erg/s (for the assumed source distance of 12.5 kpc). A distinctive feature of the power spectrum of GRS 1915+105 during the period under consideration is the presence of a quasi-periodic oscillation (QPO) peak at frequencies 2 – 10 Hz. The variations of the QPO centroid frequency are strongly correlated with the variations of spectral and timing parameters (in particular parameters of the soft spectral component). This type of correlation holds on the wide range of time scales (from \sim seconds to \sim months)(Fig. 2). Based on our observational data and taking into account the similarity of the salient features in the behavior of GRS1915+105 to the corresponding properties of Galactic black-hole candidates, we may assume that a further decrease in the source luminosity (below the observed values during the reported period) would result in a transition of GRS 1915+105 to a state close to the canonical *low* state.

The *second chapter* contains the analysis based on the RXTE observations of GRS 1915+105 in the flaring state, when the spectrum and fast variability of the source were changing on the time scales from a few seconds up to ~ 1000 seconds (Fig. 3). We show that rich variety of source bursting behavior can be reduced to a sequence of two types of transitions between soft and hard states qualitatively distinguished by their spectral and temporal properties. The quasi-periodic oscillations (QPOs) with the frequency varying between ~ 2 and 10 Hz are associated with the episodes of harder source spectrum. In each observation we found tight correlation between the duration of the hard episode t_{hard} and the characteristic QPO frequency

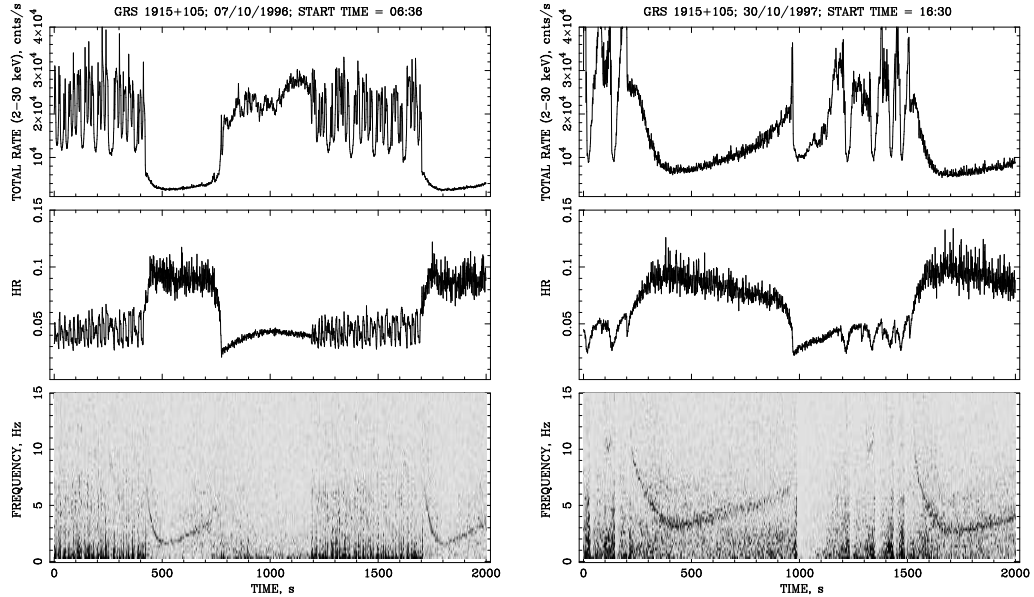


Figure 3: Part of the light curves (*upper panels*), corresponding hardness ratios $(13 - 30 \text{ keV}) / (2 - 13 \text{ keV})$ (*middle panels*) and dynamic PDS (*lower panels*) of GRS 1915+105 for the Oct. 7, 1996 (*left panels*) and Oct. 30, 1997 (*right panels*) observations (2 – 30 keV energy band, PCA data). The QPO peak appears as 'U'-shaped dark band in the *lower panels*. The light curves were not corrected for the instrument dead time which was 5 – 20%. The overall count rate corresponds to 5 Proportional Counter Units of PCA detector.

f_{QPO} . For a half of the observations this correlation $t_{\text{hard}} \propto f_{\text{QPO}}^{-7/3}$ matches the relation between the viscous time scale, t_{visc} and the Keplerian frequency, f_{K} , when both quantities are evaluated for various radii in the radiation pressure dominated accretion disk (Fig. 4). Assuming that the QPO frequency is proportional to the Keplerian frequency at the boundary between an optically thick accretion disk and a hot comptonization region, the changes of the QPO frequency can then be understood as due to variations of this boundary position on the viscous time scales. Aforementioned model allows to estimate typical value of the disk accretion rate, \dot{m} in GRS 1915+105 during the flaring state: $\dot{m} \sim (0.1 - 0.2)(\alpha/0.1)^{-1/2}(M/33M_{\odot})^{-2/3}$, where α

– viscosity parameter and M – compact object mass.

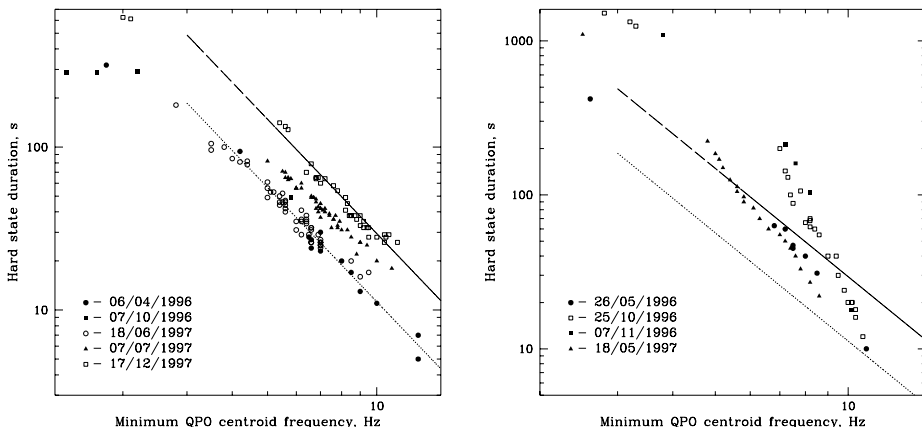


Figure 4: The relation between the duration of a hard episode and a corresponding minimal QPO frequency for the flaring state observations (first group – *left panel*; second group – *right panel*). The dependences $t_{\text{visc}} \propto f_K^{-7/3}$ of the viscous time scale upon the Keplerian frequency at the inner edge of the radiation pressure dominated disk with the mass accretion rate $\dot{m} \sim 0.11(\alpha/0.1)^{-1/2}(m/33)^{-2/3}$ and $\dot{m} \sim 0.17(\alpha/0.1)^{-1/2}(m/33)^{-2/3}$ are shown in the *left and right panels* by long-dashed and dotted lines respectively.

In the **third chapter** we present the interpretation of the spectral and temporal properties of GRS 1915+105 in the framework of two-component model of the accretion flow involving hot comptonization region near the compact object surrounded by the optically thick accretion disk.

The **fourth part** demonstrates that the comparison of the hard X-ray transient detection rates by GRANAT/SIGMA and currently operating all-sky monitors (CGRO/BATSE, GRANAT/WATCH) leads to following conclusions regarding the spatial and luminosity distributions of the hard X-ray transients:

- (i) the spatial distribution of X-ray Novae exhibits a concentration towards the Galactic Center similar to the distribution of the visible matter in the Galaxy. In particular, it is more concentrated than Galactic disk population.
- (ii) if hard X-ray transients follow distribution of visible mass in the Galaxy then their peak luminosity in the 35 – 150 keV band is close to $10^{37} \text{ erg s}^{-1}$ with a relatively small scatter.

In the **fifth part** the results of application of the bulk motion comp-

tonization model to the approximation of broad-band spectra of galactic black hole candidates in the *high/very high* state are presented. It is shown that this model gives reasonable description of the observational data in the 3.5 – 150 keV energy domain.

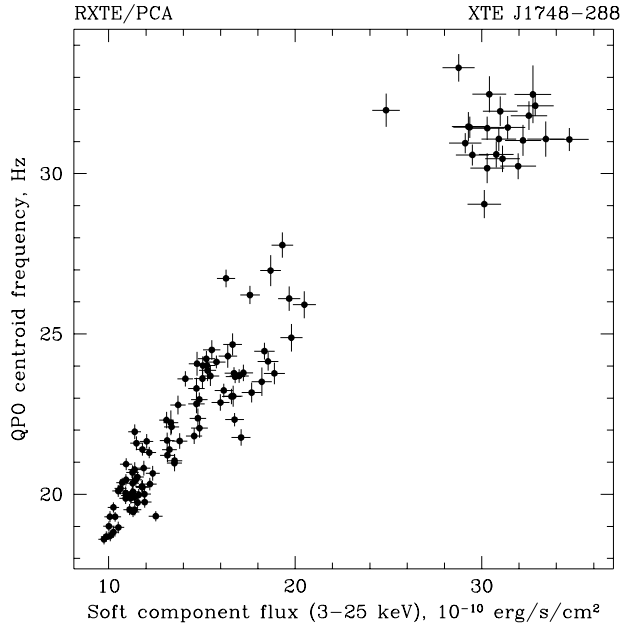


Figure 5: The dependence of the QPO centroid frequency on the X-ray flux in the soft spectral component in the 3 – 25 keV energy range (without correction for an interstellar absorption). The parameters of the soft component are for the best-fit approximation by multicolor disk black body plus power law model. PCA data for the *very high* state observations (June 4 – 11, 1998) have been used. Each point corresponds to the data averaged over 256-s time intervals.

The **sixth part** of the thesis consists of 5 chapters, containing the results of systematic analysis of emission properties of several Galactic black hole candidate X-ray Novae: KS/GRS 1730–312, GRS 1739–278, GRS 1737–31, XTE J1748–288 and 4U 1630–47. Detection of the correlated evolution of spectral and timing characteristics of these sources is one of the most important results. For example, in the case of XTE J1748–288 the correlation between the QPO frequency and soft spectral component flux was clearly detected (Fig. 5). Similarly to the Galactic microquasar GRS 1915+105 (Fig. 2), this type of correlation holds on a wide range of timescales. Another interesting feature is the quasi-regular modulation with periods of $\sim 10 - 20$ s detected during the maximum phase of the outburst of 4U 1630–47 (Fig. 6). It is notable that somewhat similar type of variability was observed in Galactic microquasars GRS 1915+105 and GRO J1655-40 (Fig. 6). We speculate that this mode might be common for black hole binaries emitting at certain

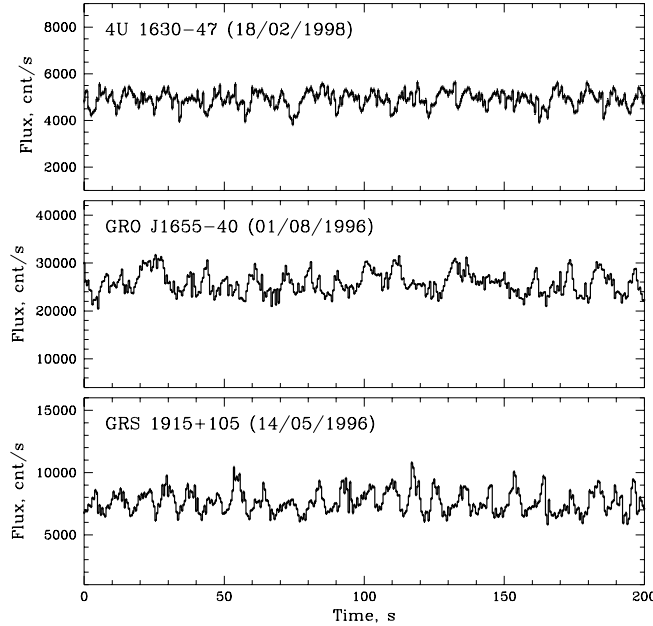


Figure 6: Similar X-ray variability patterns for 4U1630-47 (*upper panel*) (Feb. 18, 1998 observation), GRO J1655-40 (*middle panel*) and GRS 1915+105 (*lower panel*) according to the RXTE/PCA observations (2 – 30 keV energy range, fluxes correspond to the 5 Proportional Counter Units).

luminosity level. It is remarkable that in all cases, this mode corresponds to a relatively narrow interval of source luminosities. Our analysis revealed significant differences in spectral and temporal behavior of the source at high and low fluxes during this period of time (Fig. 8, 9).

As in the case of GRS 1915+105 the correlated spectral and timing behavior in course of the X-ray Novae outburst can be generally understood in the framework of the two-phase model of the accretion flow around the compact object (i.e. the composition of a hot inner comptonization region and surrounding optically thick accretion disk). The interaction between these two distinct regions determines the properties of the spectrum and variability of the source. Assuming the QPO phenomenon to be related to the dynamical time scale on the boundary between the hot inner region and the outer accretion disk, we can treat the observed increase of the QPO centroid frequency as an indication of the inward motion of this boundary during the rise phase of the outburst. This interpretation is supported by simultaneous shift of the maximum of the PDS band-limited noise component (depending on the characteristic radius of the inner comptonization region) and softening of the energy spectrum. Similarity of the rise phases of X-ray Novae outbursts

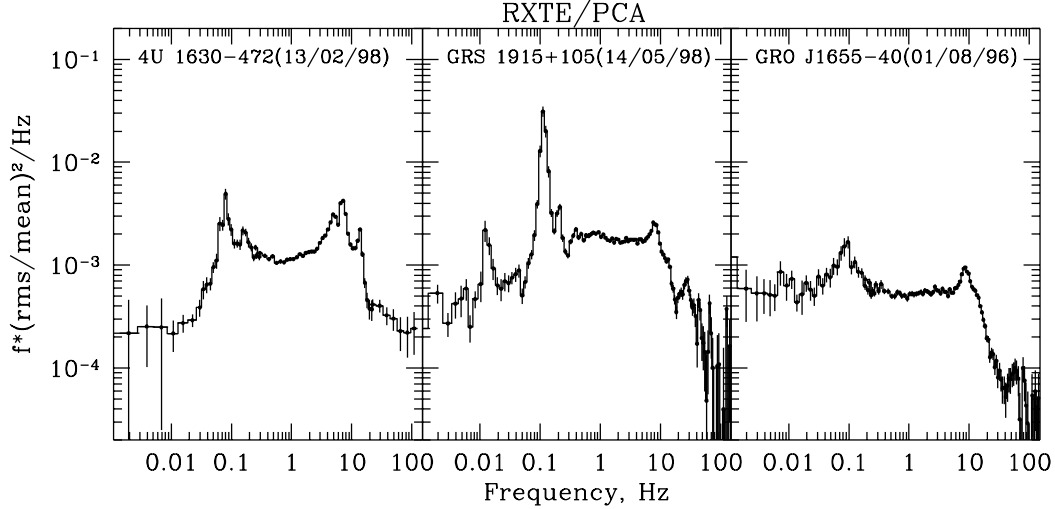


Figure 7: Power density spectra of 4U 1630–47, GRO J1655–40 and GRS 1915+105 for the observations with similar slow variability pattern (Fig. 6) PCA data.

and the outbursts allows us to suggest that in all these cases the approach of the inner edge of an optically thick accretion disk to the black hole causes the rise of the soft X-ray emission and softening of the broad-band energy spectrum. Alternatively, the hardening of the energy spectrum and decrease of the QPO centroid frequency and frequency of the BLN component maximum observed during the final stages of the X-ray Novae outbursts, could be explained in terms of the outward motion of the boundary between the inner region and an optically thick accretion disk.

The variations in the characteristic QPO frequencies hint at a change of some typical radius of the system, in particular, the inner radius of the optically thick accretion disk. Because the luminosity of the disk depends on both the accretion rate and the inner radius of the disk, we can not simply attribute any changes in the source luminosity to the change of the accretion rate onto the central object. In fact, the luminosity can vary significantly for the same accretion rate, if the geometry of the system and relative contribution from disk and corona component change. The observation of several plateaus at the peak of the outburst of some sources (e.g 4U 1630–47) shows the existence of quasi-stationary modes of the accretion for this state.

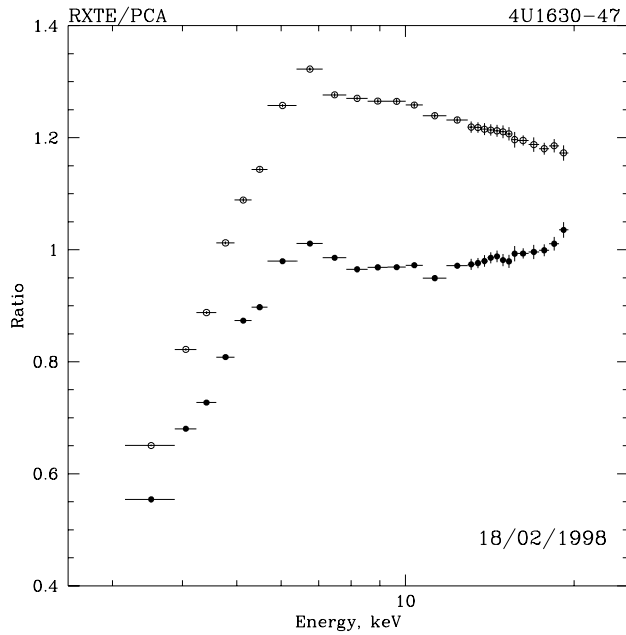


Figure 8: The changes in 4U1630-47 energy spectrum between the low (*filled circles*) and high (*open circles*) flux episodes for the same observation. Ratios of energy spectra to a power law with photon index $\alpha = 2.5$ are shown. The differences in both the temperature of soft component and the slope of hard component can be interpreted as an inward motion of the accretion disk inner edge during the periods of higher flux.

Part of the research has made use of data obtained through the HEASARC Online Service, provided by the NASA/GSFC.

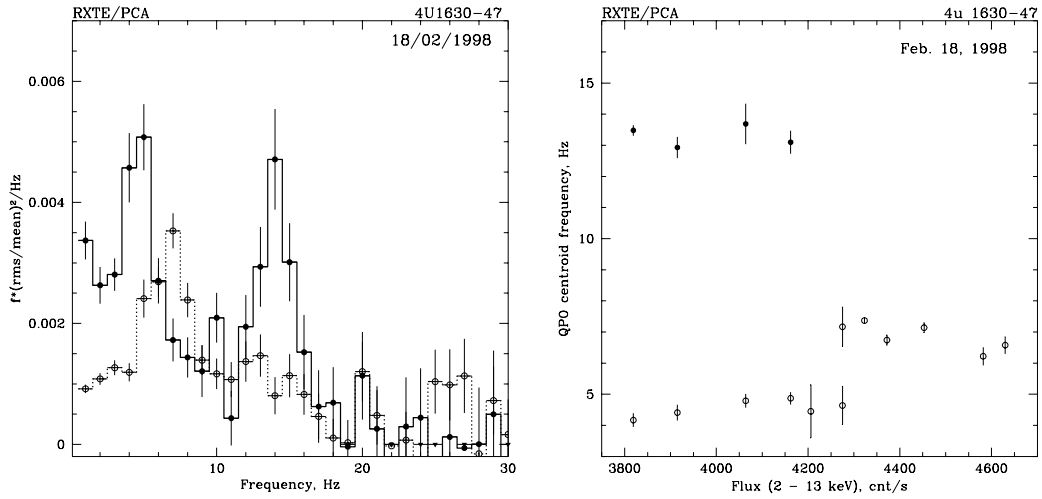


Figure 9: **Left:** Comparison of the source power density spectra in units of frequency $\times (\text{rms}/\text{mean})^2/\text{Hz}$ during the low (*filled circles, solid lines*) and high (*hollow circles, dotted lines*) flux episodes for the same observation. QPO at ~ 13 Hz is prominent for low fluxes, and disappears for high fluxes. This may be attributed to the breakthrough of the shock, or to inward motion of the accretion disk. **Right:** Dependence of the QPO centroid frequencies on the source flux in the 2 – 13 keV energy band (5 PCUs of PCA detector) for the Feb. 18, 1998 observation. The ~ 13 -Hz QPO feature is not detectable for fluxes above ~ 4200 cnt/s. The centroid of the second QPO feature is jump-shifted to higher frequencies at the same flux level. These data may be interpreted as an existence of two distinct quasi-stable states with sharp transition between them.