

Cellular automaton rules conserving the number of active sites

Nino Boccara† and Henryk Fuks‡

University of Illinois at Chicago, Dept. of Physics, Chicago, IL 60607-7059, USA

†boccara@uic.edu

‡fuks@sunphy1.phy.uic.edu

Abstract. This paper shows how to determine all the unidimensional two-state cellular automaton rules of a given number of inputs which conserve the number of active sites. These rules have to satisfy a necessary and sufficient condition. If the active sites are viewed as cells occupied by identical particles, these cellular automaton rules represent evolution operators of systems of identical interacting particles whose total number is conserved. Some of these rules, which allow motion in both directions, mimic ensembles of one-dimensional pseudo-random walkers. The corresponding stochastic processes are, however, not Gaussian.

Submitted to: *J. Phys. A: Math. Gen.*

1. Introduction

Systems which consist of a large number of simple identical elements evolving in time according to simple rules often exhibit a complex behavior as a result of the cooperative effect of their components. Cellular automata are models of such systems. They may be defined as follows: Let $s : \mathbf{Z} \times \mathbf{N} \mapsto \{0, 1\}$ be a function that satisfies the equation

$$s(i, t + 1) = f(s(i - r_l, t), s(i - r_l + 1, t), \dots, s(i + r_r, t)), \quad (1)$$

for all $i \in \mathbf{Z}$ and all $t \in \mathbf{N}$, where \mathbf{Z} is the set of all integers and \mathbf{N} the set of nonnegative integers. Such a discrete dynamical system is a two-state one-dimensional cellular automaton (CA). The mapping $f : \{0, 1\}^{r_l + r_r + 1} \rightarrow \{0, 1\}$ is the rule, and the positive integers r_l and r_r are, respectively, the left and right radius of the rule. f will also be called an n -input rule where $n = r_l + r_r + 1$. The function $S_t : i \mapsto s(i, t)$ is the state of the CA at time t . $\mathcal{S} = \{0, 1\}^{\mathbf{Z}}$ is the state space. An element of the state space is also called a configuration. Since the state S_{t+1} at time $t + 1$ is entirely determined by the state S_t at time t and the rule f , there exists a unique mapping $F_f : \mathcal{S} \rightarrow \mathcal{S}$ such that $S_{t+1} = F_f(S_t)$. F_f , which is the evolution operator, is also referred to as the global CA rule.

CA have been widely used to model complex systems in which the local character of the rule plays an essential rôle (Farmer *et al* 1984, Wolfram 1986, Manneville *et al* 1989, Gutowitz 1990, Boccara *et al* 1993). In the past few years, CAs have been successfully used to model highway traffic. One of the simplest model is defined on a one-dimensional lattice of L sites with periodic boundary conditions. Each site is either occupied by a vehicle, or empty. The velocity of each vehicle is an integer between 0 and v_{\max} . If $x(i, t)$ denotes the position of car i at time t , the position of the next car ahead at the same time is $x(i + 1, t)$. With this notation, the system evolves according to a synchronous rule given by

$$x(i, t + 1) = x(i, t) + v(i, t + 1), \quad (2)$$

where

$$v(i, t + 1) = \min(x(i + 1, t) - x(i, t) - 1, x(i, t) - x(i, t - 1) + a, v_{\max}) \quad (3)$$

is the velocity of car i at time $t + 1$. $x(i + 1, t) - x(i, t) - 1$ is the gap (number of empty sites) between cars i and $i + 1$ at time t , $x(i, t) - x(i, t - 1)$ is the velocity $v(i, t)$ of car i at time t , and a is the acceleration. $a = 1$ corresponds to the deterministic model of Nagel and Schreckenberg (1992) while the case $a = v_{\max}$ has been considered by Fukui and Ishibashi (1995). In this last case, the evolution rule can be written

$$x(i, t + 1) = x(i, t) + \min(x(i + 1, t) - x(i, t) - 1, v_{\max}). \quad (4)$$

This is a cellular automaton rule with, at least, its left radius equal to v_{\max} and its right one equal to $v_{\max} - 1$. The case $a < v_{\max}$ is a second order rule, that is, the state at time $t + 1$ depends upon the states at times t and $t - 1$. For $v_{\max} = 1$, these two rules coincide with elementary CA rule 184 (rule code numbers as in Wolfram 1986)

Since, for these highway traffic models on a ring (we shall always consider cyclic boundary conditions), the number of cars is conserved, it might be interesting to address the more general question: Is it possible to determine all one-dimensional two-state CA rules which conserve the number of active sites? We cannot expect that all these rules will mimic realistic highway traffic. It is preferable to view them as describing the evolution of systems which consist of a fixed number of interacting particles.

2. General considerations

If the sites are either all inactive or all active, they should remain so during the evolution. Therefore, for any number of inputs n , the local rule should satisfy the conditions

$$f(\underbrace{0, 0, 0, \dots, 0}_n) = 0 \quad (5)$$

$$f(\underbrace{1, 1, 1, \dots, 1}_n) = 1. \quad (6)$$

If the rule (1) changes the site value $s(i, t)$, we may say that it either “created” a particle, if $s(i, t) = 0$ and $s(i, t) = 1$, or “annihilated” a particle in the opposite case. Since, the argument $s(i, t)$ of function f takes the values 0 and 1 an equal number of times, conservation of particles number implies that the number of creations and annihilations should be equal. In other words, the number of preimages of 0 and 1 by f should be the same.

Consider rules f_1 and f_2 , whose radii are, respectively, r_{l1} , and r_{r1} , and r_{l2} and r_{r2} . The rule $f_1 \circ f_2$ which consists, at each time step, in the successive application of f_1 and f_2 , conserves the number of particles if f_1 and f_2 do. Its radii are $r_l = r_{l1} + r_{l2}$ and $r_r = r_{r1} + r_{r2}$. For instance, the 4-input rule whose binary code number is 1011100010111000 ($r_l = 1$, $r_r = 2$) conserves the number of particles since it is the composition of the left shift (binary code number 1010, $r_l = 0$, $r_r = 1$) and rule 184 (binary code number 10111000, $r_l = r_r = 1$) which both conserve the number of particles.

If, as for highway traffic, we wish to follow particles motion, it might be useful to define a representation of rule f which exhibits this motion. Such a “motion representation” may be defined as follows. List all the neighbourhoods of a given particle represented by **1**. Then, for each neighbourhood, indicate the displacement of this particle by an integer v , where v is positive if the particle moves to the right and negative if it moves to the left. For instance, the motion representation of Rule 184 would be

$$\mathbf{10} \ 1, \ \mathbf{11} \ 0. \quad (7)$$

Since, for this particular rule, the particle can only move to the right, we only need to indicate the relevant neighbourhood of the particle. This representation can be made more visual if we draw an arrow joining the initial and final positions of the particle, i.e., for Rule 184

$$\overset{\circ}{\mathbf{10}}, \ \overset{\circ}{\mathbf{11}}. \quad (8)$$

Note that, in this case, it is not necessary to specify the moving particle by a bold digit.

This last notation is very compact. For instance, the 4-input rule which results from the composition of Rule 184 and the left shift, is represented by

$$\overset{\circ}{1}0, \quad \bullet\overset{\circ}{1}1.$$

where \bullet represents either 0 or 1. The motion representation has another advantage. When we are interested by the motion of the particles, the knowledge of the rule table, which gives the images of the various n -inputs, is not sufficient. We have to specify the values of the right and left radii since modifying r_l and r_r at constant n is equivalent to adding a constant velocity to all the particles.

Rules obtained by reflection or conjugation of a rule conserving the number of active sites have the same property. Reflection exchanges the values of r_l and r_r and changes the sign of the velocity. Conjugation exchanges the rôles of 0s and 1s, that is, if a rule describes a specific motion of particles (represented by 1s) then its conjugate describes the same rule, but for the motion of holes (represented by 0s). If R and C denote, respectively, these two operators, two n -input rules f_1 and f_2 are said to be equivalent if there exists an element g of the four-group generated by R and C which transforms f_1 into f_2 .

3. Rules determination

One method to determine all the n -input rules f conserving the number of active sites is to find a system of equations whose solutions are all the functions

$$f : \{0, 1\}^n \mapsto \{0, 1\} \quad (9)$$

which, for all $L \geq n$, satisfy the conditions

$$\begin{aligned} f(x_1, x_2, \dots, x_n) + f(x_2, x_3, \dots, x_{n+1}) + \dots + f(x_L, x_1, \dots, x_{n-1}) \\ = x_1 + x_2 + \dots + x_n, \end{aligned} \quad (10)$$

for all L -ring configurations (cyclic permutations). Such a system will be called an L -system of equations. Conditions (10) are clearly necessary, but does it exist a minimum value L_{\min} of L such that they are also sufficient?

We shall prove that L_{\min} exists, and is equal to $2n - 2$.

Before giving a formal proof of this result, we shall present a simple, but not rigorous, argument. Given the states $s(1, t), s(2, t), \dots, s(n, t)$ of sites $1, 2, \dots, n$ at time t , the state $s(r_{l+1}, t + 1)$ of site $r_l + 1$ at time $t + 1$ is determined ($n = r_l + r_r + 1$). To determine the states of sites 1 and n at time $t + 1$, we also need to know the states at time t of the r_l sites on the left of site 1 and the r_r sites on the right of site n . To obtain the minimum number of sufficient conditions satisfied by (9), we shall require that the minimum number of sites we have to add to the original n sites should be such that their state values at time $t + 1$ should depend on, at least, one of the site values $s(1, t), s(2, t), \dots, s(n, t)$. This condition implies that we should consider an L_{\min} -ring

in which the sites $1 - r_l$ and $n + r_r$ coincide. Therefore, $L_{\min} = r_l + n + r_r - 1$, that is, $L_{\min} = 2n - 2$.

To prove the above result in a more rigorous way, we shall show that, if $L > 2n - 2$, any equation of an L -system is a linear combination of three equations belonging, respectively, to $(L - 1)$ -, $(2n - 3)$ -, and $(2n - 2)$ -systems. More precisely, for all L -ring configurations $\{x_1, x_2, \dots, x_L\}$, Equation (10) can be written

$$\begin{aligned}
& \left(f(x_1, x_2, \dots, x_n) + f(x_2, x_3, \dots, x_{n+1}) + \dots + f(x_{L-1}, x_1, \dots, x_{n-1}) \right) \\
& - \left(f(x_1, x_2, \dots, x_{n-2}, x_{L-n+1}, x_{L-n+2}) \right. \\
& + f(x_2, x_3, \dots, x_{L-n+3}) + \dots + f(x_{n-2}, x_{L-n+1}, \dots, x_{L-1}) \\
& + f(x_{L-n+1}, x_{L-n+2}, \dots, x_{L-1}, x_1) + \dots + f(x_{L-1}, x_1, \dots, x_{n-2}, x_{L-n+1}) \left. \right) \\
& + \left(f(x_1, x_2, \dots, x_{n-2}, x_{L-n+1}, x_{L-n+2}) + f(x_2, x_3, \dots, x_{L-n+3}) + \dots \right. \\
& + f(x_{n-2}, x_{L-n+1}, \dots, x_{L-1}) + f(x_{L-n+1}, x_{L-n+2}, \dots, x_{L-1}, x_L) + \dots \\
& + f(x_{L-1}, x_L, x_1, \dots, x_{n-2}) + f(x_L, x_1, \dots, x_{n-2}, x_{L-n+1}) \left. \right) \\
& = (x_1 + x_2 + \dots + x_{L-1}) - (x_1 + \dots + x_{n-2} + x_{L-n+1} + \dots + x_{L-1}) \\
& + (x_1 + \dots + x_{n-2} + x_{L-n+1} + \dots + x_L). \tag{11}
\end{aligned}$$

To verify this result, we have to assume that $x_{L-1} = x_L$, which is always the case for any cycle, except, when L is even, for the cycle 1010...10. Verifying (11) is then a bit tedious but straightforward. By induction, relation (11) shows that any equation of an L -system is a linear combination of equations belonging to $(2n - 3)$ -, and $(2n - 2)$ -systems.

The equation corresponding to the cyclic configuration 1010...10 reads

$$\underbrace{f(1010 \dots 10) + f(0101 \dots 01) + \dots + f(0101 \dots 01)}_L = \frac{L}{2} \tag{12}$$

if n is even, and

$$\underbrace{f(1010 \dots 01) + f(0101 \dots 10) + \dots + f(0101 \dots 10)}_L = \frac{L}{2} \tag{13}$$

if n is odd. That is,

$$f(1010 \dots 10) + f(0101 \dots 01) = 1 \tag{14}$$

if n is even, and

$$f(1010 \dots 01) + f(0101 \dots 10) = 1 \tag{15}$$

if n is odd. One of the images by f of the two alternating n -sequences of 0s and 1s is equal to 1, and the other one to 0.

4. Examples

One- and two-input rules conserving the number of active sites are trivial. The identity, represented by $\begin{smallmatrix} \circ \\ \downarrow \\ 1 \end{smallmatrix}$, is the only one-input rule, and the left and right shifts, represented

respectively by $\overset{\circ}{1}\hat{1}$ and $\hat{1}\overset{\circ}{1}$, are the only two-input rules. Note that the rule represented by $\overset{\circ}{1}\bullet$ or $\bullet\hat{1}$ is the identity viewed as a two-input rule, but in agreement with our convention to only represent the relevant neighbourhood, we shall always represent it as a one-input rule. This is a general feature. When we solve the system of equations (10) for $n = 3$ and $L_{\min} = 4$, we will re-obtain the identity, and the left- and right-shifts as 3-input rules.

4.1. 3-input rules

The only nontrivial 3-input rules conserving the number of active sites are Rules 184 and 226, represented respectively by

$$\hat{1}\hat{0}, \overset{\circ}{1}\hat{1}, \quad \text{and} \quad \hat{0}\hat{1}, \hat{1}\overset{\circ}{1}. \quad (16)$$

Rule 226, which can be obtained either by reflection or conjugation of Rule 184, models exactly the same deterministic highway traffic rule. The only difference, clearly shown by the motion representation, is that cars move to the right instead of moving to the left.

4.2. 4-input rules

The system of equations (10) for $n = 4$ and $L_{\min} = 6$ has 22 solutions. Among these, we re-obtain the identity, the left- and right-shifts, Rules 184 and 226 and some simple combinations of these rules viewed as 4-input rules. The new rules are:

- Rules 43944, 65026, 59946, 49024. The motion representation of Rule 43944 ($r_l = 2, r_r = 1$) is

$$\hat{1}\hat{0}\hat{0}, \hat{1}\hat{0}\hat{1}, \overset{\circ}{1}\hat{1}.$$

This rule coincide with the highway traffic rule (4) for $v_{\max} = 2$, and cars moving to the right. Rule 65026, obtained by reflection of 43944, describes the same highway traffic rule but for cars moving in the opposite direction.

The motion representation of Rule 59946, which is the conjugate of Rule 43944, is

$$\hat{0}\hat{1}\hat{1}, \hat{1}\hat{0}\hat{1}, \hat{1}\hat{1}\overset{\circ}{1}.$$

It describes a highway traffic rule in which drivers, anticipating the motion of the car ahead, may move to an occupied site with $v_{\max} = 1$. More general rules of this type have been studied by Fuk s and Boccar  (1997). Rule 49024 is obtained by reflection of Rule 59946.

- Rules 58336, 52930, 63544, 48268. The motion representation of Rule 58336 ($r_l = 1, r_r = 2$) is

$$\hat{1}\hat{0}\hat{0}, \overset{\circ}{1}\hat{0}\hat{1}, \overset{\circ}{1}\hat{1}.$$

It describes a highway traffic rule of overcautious drivers who move to the right with a velocity equal to 1 if, and only if, they have two empty sites ahead of them.

By reflection we obtain Rule 52930 describing the same highway traffic rule but for cars moving in the opposite direction.

The motion representation of Rule 63544, conjugate of Rule 58336, is

$$\hat{0}\hat{1}1, \overset{\circ}{0}\hat{1}\overset{\circ}{0}, \overset{\circ}{1}\hat{1}.$$

A particle moves to the left if, and only if, the neighbouring left site is empty, and the neighbouring right site is occupied. If the neighbouring left site is occupied the particle does not move. As a highway traffic rule, it describes drivers who do not like to be followed, and move to an empty site only when there is a car just behind them. By reflection we obtain Rule 48268.

- Rules 56528, 57580, 62660, 51448. The motion representation of Rule 56528 ($r_l = 1, r_r = 2$) is

$$\overset{\circ}{1}00, \hat{1}\overset{\circ}{0}1, \overset{\circ}{1}\hat{1}.$$

A particle moves to the right if, and only if, its first right site is empty and its second right site is occupied. As a highway traffic rule it describes drivers who move to an empty site if, as a result, they can be just behind another car. Rule 57580 is obtained by reflection.

The motion representation of Rule 62660, conjugate of Rule 56528, is

$$\hat{0}\hat{1}0, \overset{\circ}{0}\hat{1}\hat{1}.$$

The particle moves to an empty site on its left if, and only if, there is an empty site on its right. Rule 51448 is obtained by reflection.

- Rules 60200, 48770. These rules are self-conjugate. The motion representation of Rule 60200 ($r_l = 1, r_r = 2$) is

$$\hat{1}00, \overset{\circ}{1}\hat{0}1, \hat{0}\hat{1}\hat{1}, \hat{1}\hat{1}\hat{1}.$$

A particle moves to the right if, and only if, it has two neighbouring empty sites on that side. If only the first neighbouring site is empty, it does not move to avoid occupying a site close to another particle. If its first right neighbouring site is occupied, then the particle moves to the left when that site is empty. The effective interaction between these particles is repulsive. Rule 48770, obtained by reflection, describes a similar evolution rule.

These last two rules have interesting properties. Starting from a random initial configuration, after a maximum number of time steps equal to $N/2$, where N is the number of sites, the system evolves on its limit set. This limit set has a rather simple structure. If the density of particles $\rho = \frac{1}{2}$, it consists of 3 types of periodic sequences, namely:

$$\begin{aligned} \dots 101010101010\dots, & \quad \text{of period 2} \\ \dots 100100100100\dots, & \quad \text{of period 3} \\ \dots 001001001001\dots, & \quad \text{of period 3.} \end{aligned}$$

The probabilities of the various 3-blocks have been determined numerically. We have found

$$P(000) = P(111) = 0,$$

$$P(001) = P(110) = P(100) = P(011) = 0.145 \pm 0.001$$

$$P(010) = P(101) = 0.210 \pm 0.001.$$

Regarded as a formal language (Wolfram 1984, Denning *et al* 1978, Hopcroft and Ullman 1986), such a limit set is regular. Words in a regular language, on the alphabet $\{0, 1\}$, are generated by walks through a finite directed graph whose arcs are labeled with 0 or 1. Given a finite graph, it is always possible to find an equivalent deterministic finite graph, that is, a graph in which no more than one arc of a given label leaves each vertex. For Rules 60200 and 48770, the corresponding deterministic graph is represented in Figure 1. For $\rho = \frac{1}{2}$, when the CA evolves on its limit set, each particle performs a

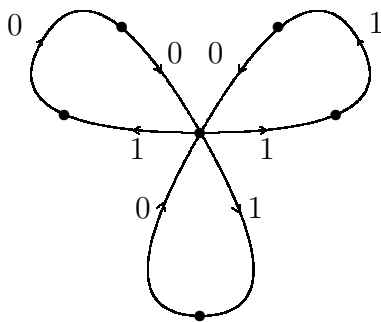


Figure 1. Regular language graph for Rules 60200 and 48770.

pseudo-random walk. The CAs rules being deterministic, the randomness comes from the randomness of the initial configuration. Numerical simulations shows that any particle has a probability $p = 0.29$ to move either to the left or to the right, and a probability $q = 1 - 2p = 0.42$ not to move. Actually this pseudo-random motion is periodic in time, the period being equal to $N/2$. In the limit set, for a given random initial configuration, all particles performs the same pseudo-random walk, with a phase difference depending on the distance separating them. More precisely, if $X_n(t)$ denotes the position of particle n at time t , for Rule 60200, we have

$$X_n(t) = X_{n+1}(t-1) - 2,$$

which implies

$$X_n(t) = X_{n+t}(0) - 2t.$$

This last result shows that the position of a specific particle at time t is determined by the position of another specific particle in the initial configuration.

To characterize the nature of the randomness of the motion of a particle, we have determined the Hurst exponent (Hurst 1951, Hurst *et al* 1965, Feder 1988) of the time series generated by the displacement of a given particle. Given a time series $s(t)$, the

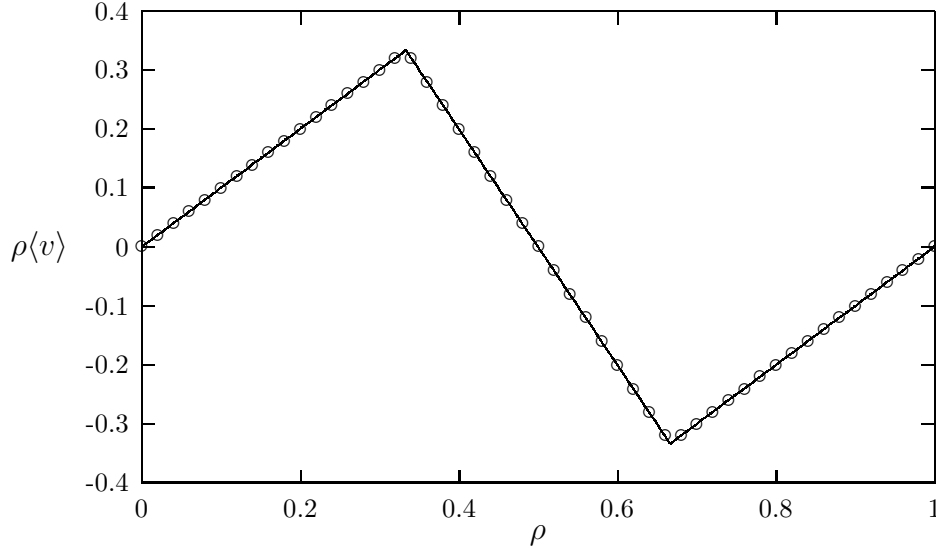


Figure 2. Fundamental diagram for Rule 60200. Small circles represent numerical results. The piecewise linear line has been obtained using local structure approximation (see below).

Hurst exponent H characterizes the asymptotic behaviour of the standard deviation of $s(t)$ as a function of time. A Brownian motion (symmetric random walk) has a Hurst exponent $H = \frac{1}{2}$. For a particle moving according to the 4-input rules 60200 and 48770, we have found $H = 0.63 \pm 0.02$. When $\rho \neq \frac{1}{2}$, the limit set consists of the previous periodic sequences and either sequences of 0s if $\rho < \frac{1}{2}$ or sequences of 1s if $\rho > \frac{1}{2}$. From the motion representation of Rule 60200, it follows that the average velocity $\langle v \rangle$ of the particles is $P(100) - P(011)$. The conjugacy operator changes $\langle v \rangle$ in $-\langle v \rangle$ and ρ in $1 - \rho$. Therefore, the so-called “fundamental diagram” of road traffic theory, that is, the graph of the flow $\rho\langle v \rangle$ as a function of the density ρ , has a center of symmetry, namely, the point $(\rho, \rho\langle v \rangle) = (\frac{1}{2}, 0)$ (Figure 2). Rule 48770 has identical properties.

4.3. 5-input rules

The number of rules conserving the number of active sites grows very fast with the number of inputs. There exist 428 5-input rules conserving the number of active sites. Few of them are not new either because they actually depend upon a smaller number of inputs or because they are simple composition of rules already obtained. In this section we shall just describe the self-conjugate rules.‡

There exists 20 self-conjugate rules. Some, such as the identity and the shifts (left and right, simple and double), are trivial. We also re-obtain the two self-conjugate

‡ Codes of all other rules can be obtained from the authors through e-mail.

4-input rules. Each of them twice depending on which side, left or right, the extra input is added. Finally, we are left with 11 new self-conjugate rules. For each rule we shall always choose the values of r_l and r_r such that the condition $\langle v \rangle = 0$ for $\rho = \frac{1}{2}$ is satisfied. This can always be done.

Few of these rules are still not very interesting. After few time steps, for all $\rho \in]0, 1[$, 5 rules emulate the identity, which means that no particles are moving. These rules are: Rule 3464560268 ($r_l = 1, r_r = 3$), whose motion representation is

$$000\overset{\circ}{1}, 01\overset{\circ}{1}1, 100\overset{\circ}{1}, 010\overset{\circ}{1}, 011\overset{\circ}{0}, 11\overset{\circ}{1}, 110\overset{\circ}{1},$$

Rule 3771264248 ($r_l = 1, r_r = 3$), whose motion representation is

$$00\overset{\circ}{1}1, 00\overset{\circ}{1}0, 001\overset{\circ}{1}, 010\overset{\circ}{1}, 110\overset{\circ}{1}, 11\overset{\circ}{1}, 101\overset{\circ}{1},$$

and Rule 3824738360 ($r_l = r_r = 2$), whose motion representation is

$$00\overset{\circ}{1}1, 00\overset{\circ}{1}0, 11\overset{\circ}{0}1, 01\overset{\circ}{1}1, 10\overset{\circ}{1}, 11\overset{\circ}{0}0, 11\overset{\circ}{1}1.$$

Rules 4249668928 and 415766320 obtained by reflection of the first two rules have the same property. Rule 3824738360 is invariant under reflection.

Rule 3167653058 ($r_l = 3, r_r = 1$), whose motion representation is

$$000\overset{\circ}{1}, 01\overset{\circ}{1}, 10\overset{\circ}{1}, 11\overset{\circ}{1}1, 100\overset{\circ}{1}, 11\overset{\circ}{1}0,$$

is rather peculiar. As shown in Figure 3, this rule emulates the identity only for $\rho \in [\frac{1}{3}, \frac{2}{3}]$. Rule 4270014080, obtained by reflection has identical properties. Note that the flow diagram (Figure 3) is piecewise linear.

The 4 remaining rules are similar to the 4-input rules 60200 and 48770 in the sense that they have similar flow diagrams and that, for $\rho = \frac{1}{2}$, they mimic pseudo-random walkers. These rules are:

- Rule 3221127170 ($r_l = 2, r_r = 2$), whose motion representation is

$$00\overset{\circ}{0}1, 11\overset{\circ}{1}1, 100\overset{\circ}{1}, 10\overset{\circ}{1}, 11\overset{\circ}{0}, 11\overset{\circ}{1}0,$$

and Rule 3937086120 obtained by reflection.

- Rule 3707031748 ($r_l = 2, r_r = 2$), whose motion representation is

$$00\overset{\circ}{1}0, 00\overset{\circ}{1}1, 11\overset{\circ}{0}0, 01\overset{\circ}{1}1, 10\overset{\circ}{1}, 11\overset{\circ}{0}1, 11\overset{\circ}{1}1,$$

and Rule 416291200 obtained by reflection.

The fundamental diagrams of Rules 3221127170 and 3707031748 are represented, respectively, in Figures 4 and 5. Here again we verified that the corresponding stochastic processes are not Gaussian. We have found that their Hurst exponents are equal for all of them to 0.57 ± 0.02 . We have no explanation why Rules 3221127170 and 3707031748 should have the same exponent.

5. Approximate methods

The mean-field approximation, which neglects correlations in space and time, yields, for these systems, an exact but trivial result. Let $\rho(t)$ denotes the particles density at time t . To find the expression of $\rho(t+1)$ as a function of $\rho(t)$, we have to find all the preimages of 1 by the n -input rule f . According to (5) all these preimages contain at least one 1. Moreover, among all the preimages containing exactly $k+1$ times the digit 1 ($0 \leq k \leq n-1$), according to the conditions (10) for $L = n$, only $\binom{n}{k}$ have a preimage equal to 1. Therefore,

$$\begin{aligned}\rho(t+1) &= \rho(t) \left(\sum_{k=0}^{n-1} \binom{n}{k} (\rho(t))^k (1-\rho(t))^{n-k-1} \right) \\ &= \rho(t) (\rho(t) + (1-\rho(t)))^{n-1} \\ &= \rho(t),\end{aligned}$$

which expresses that density is conserved.

There exists a variety of other approximate methods which, taking into account short-range correlations, improve the prediction of the mean-field approximation. Instead of expressing the evolution of the CA in terms of 1-block probabilities, they express it in terms of n -block probabilities (Gutowitz *et al*, 1987). For example, in the case of a 4-input rules, the evolution of the 2-block probability distribution is given by

$$P(a_1 a_2) = \sum_{b_0, b_1, b_2, b_3, b_4 \in \{0,1\}} w(a_1 a_2 \mid b_0 b_1 b_2 b_3 b_4) P(b_0 b_1 b_2 b_3 b_4),$$

where $P(a_1 a_2)$ is the probability of block $a_1 a_2$, and

$$w(a_1 a_2 \mid b_0 b_1 b_2 b_3 b_4) = w(a_1 \mid b_0 b_1 b_2 b_3) w(a_2 \mid b_1 b_2 b_3 b_4)$$

is the conditional probability that the 4-input rule maps the 5-block $b_0 b_1 b_2 b_3 b_4$ into the 2-block $a_1 a_2$. This equation is exact. The approximation consists in replacing the 5-block probability $P(b_0 b_1 b_2 b_3 b_4)$ in terms of 2-block probabilities. That is,

$$P(b_0 b_1 b_2 b_3 b_4) = \frac{P(b_0 b_1) P(b_1 b_2) P(b_2 b_3) P(b_3 b_4)}{(P(b_1 0) + P(b_1 1)) (P(b_2 0) + P(b_2 1)) (P(b_3 0) + P(b_3 1))}.$$

We applied this method up to approximation of order 3 (mean-field being order 1) to 4-input Rule 60200. The results are not exact, but for the flow diagram the agreement with our numerical results is extremely good (Figure 2).

6. Conclusion

We have established necessary and sufficient conditions to be satisfied by any one-dimensional cellular automaton rule conserving the number of active sites. This result has been used to determine all the 4- and 5-input one-dimensional cellular automaton rules having this property. These rules express the evolution of one-dimensional systems of interacting particles whose number is conserved. Simple deterministic highway traffic rules belong to that class of rules. These rules are a natural generalization of

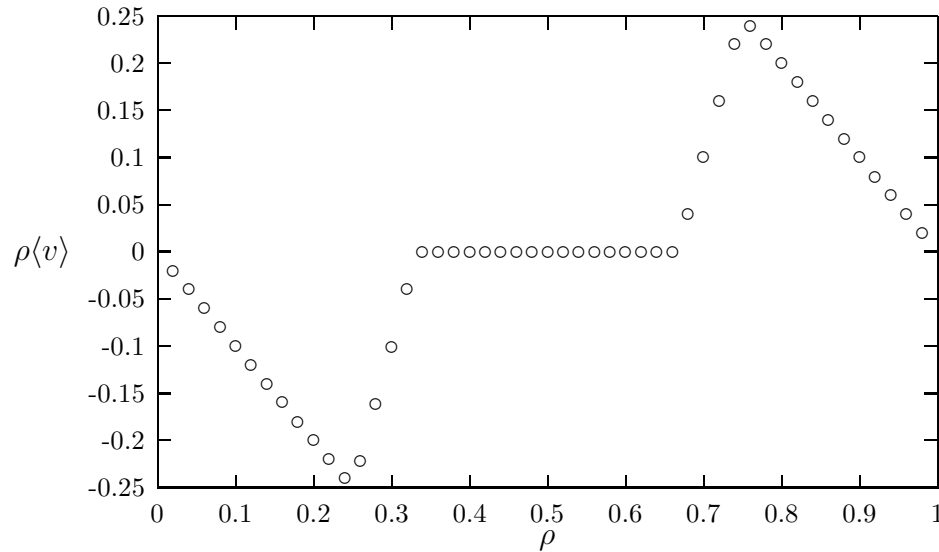


Figure 3. Fundamental diagram for Rule 3167653058. Small circles represent numerical results.

deterministic traffic rules already studied. We have studied in more detail (flow diagram, local structure approximation) some of our rules allowing motion of the particles in both directions. When the particle density is equal to $\frac{1}{2}$, these rules mimic the evolution of pseudo-random walkers. We have found, however, that the motion of these walkers is not Gaussian.

References

- Boccara N, Goles E, Martínez S and Picco P eds. 1993 *Cellular Automata and Cooperative Phenomena, Proc. of a Workshop, Les Houches* (Dordrecht: Kluwer)
- Denning P, Dennis J and Qualitz J 1978 *Machines, Languages and Computation* (Englewood Cliffs: Prentice Hall)
- Farmer D, Toffoli T and Wolfram S eds. 1984 *Cellular Automata, Proc. Interdisciplinary Workshop, Los Alamos* (Amsterdam: North-Holland)
- Feder J 1988 *Fractals* (New York: Plenum Press)
- Fukú H and Boccara N 1997 *J. Mod. Phys. C*, to appear. Preprint available on xxx.lanl.gov e-print archive: adap-org 9705003
- Fukui M and Ishibashi Y 1995 *J. Phys. Soc. Japan* **64** 1868
- Gutowitz H A, Victor J D and Knight B W 1987 *Physica D* **28** 18
- Gutowitz H ed. 1990 *Cellular Automata: Theory and Experiments, Proc. of a Workshop, Los Alamos* (Amsterdam: North-Holland)
- Hopcroft J E and Ullman J A 1986 *Formal Languages and their Relation to Automata* (Reading: Addison-Wesley)
- Hurst H E 1951 *Transactions of the American Society of Civil Engineering* **116** 770

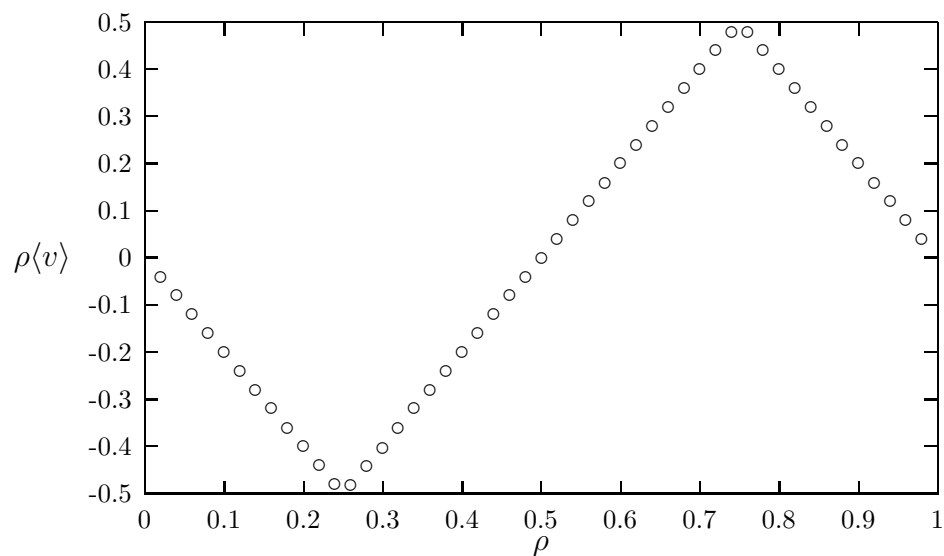


Figure 4. Fundamental diagram for Rule 3221127170. Small circles represent numerical results.

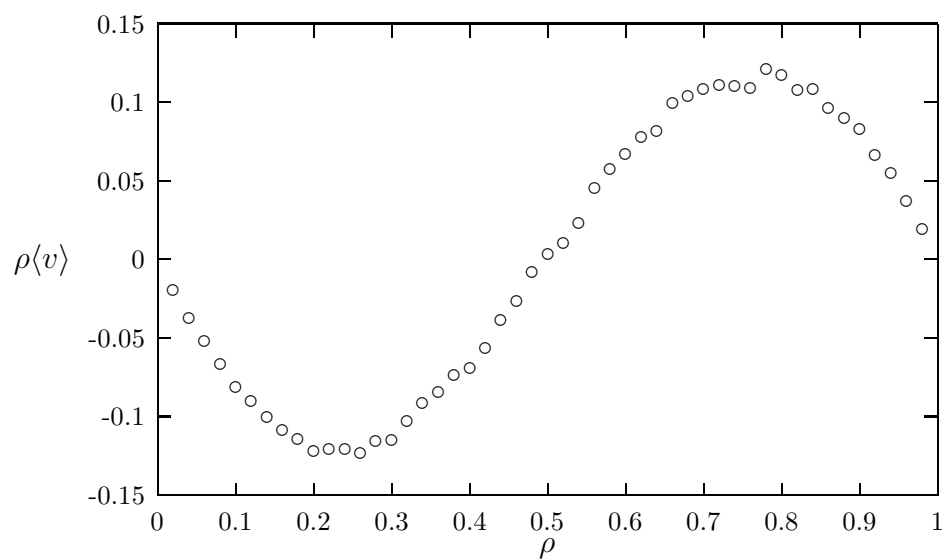


Figure 5. Fundamental diagram for Rule 3707031748. Small circles represent numerical results. The piecewise linear line has been obtained using local structure approximation (see below).

Hurst H E, Black R P and Simaika Y N 1965 *Long-Term Storage: An Experimental Study* (London: Constable)

Nagel K and Schreckenberg M 1992 *J. Physique I* **2** 2221

Manneville P, Boccara N, Vichniac G and Bidaux R eds. 1989 *Cellular Automata and Modeling of Complex Systems, Proc. of a Workshop, Les Houches* (Heidelberg: Springer-Verlag)

Wolfram S 1984 *Commun. Math. Phys.* **96** 15

Wolfram S 1986 *Theory and Applications of Cellular Automata* (Singapore: World Scientific)