

# An algorithmic approach to direct spline products: procedures and computational aspects

Francesco Patrizi<sup>a,\*</sup>, Alessandra Sestini<sup>b</sup>

<sup>a</sup>*Department of Mathematics, University of Rome Tor Vergata, Via della Ricerca Scientifica 1, Rome, 00133, Italy*

<sup>b</sup>*Department of Mathematics and Computer Science "Ulisse Dini", University of Florence, Viale Giovanni Battista Morgagni 67/a, Florence, 50134, Italy*

---

## Abstract

We introduce an efficient algorithmic procedure for implementing the direct formula that represents the product of splines in the B-spline basis. We first demonstrate the relevance of this direct approach through numerical evidences showing that implicit methods, such as collocation, may fail in some instances due to severe ill-conditioning of the associated system matrices, whereas the direct formula remains robust. We then recast the direct formula into an algorithmic framework based on the Oslo Algorithm and subsequently enhance it, through a factorization of the terms to be computed, to dramatically improve computational efficiency. Extensive numerical experiments illustrate the substantial reduction in computational cost achieved by the proposed method. Implementation aspects are also discussed to ensure numerical stability and applicability.

*Keywords:* spline product, knot insertion, collocation, Oslo Algorithm

---

## 1. Introduction

In this work we present a simple yet effective algorithmic procedure for the direct multiplication of splines. Specifically, we develop an efficient implementation of the direct formula introduced by Mørken (1991) for computing the B-spline coefficients of the product of two splines. Despite its theoretical relevance, the formula of Mørken (1991) has seen limited practical adoption, largely due to its cumbersome combinatorial structure and the associated computational costs. As a result, research and applications have often favored alternative approaches, either direct, such as those based on blossoming techniques, as in Chen et al. (2009); Lee (1994); Ueda (1994), or implicit, relying on interpolation or basis transformations, as in Piegel and Tiller (1997).

Our contribution revives and significantly enhances the direct approach of Mørken (1991). We recast the original formula into a clear and accessible algorithmic procedure whose core relies on the Oslo Algorithm, developed in Cohen et al. (1980); Lyche and Mørken (1986); Lyche (1988). Building on this formulation, we introduce an improved procedure that dramatically reduces the computational complexity of the direct method. The computation of each B-spline coefficient is reduced to a sequence of matrix–vector products involving rectangular bidiagonal matrices of decreasing size. This structure makes the method transparent, easy to implement, and readily integrable into existing spline-based codes, in contrast to more involved blossoming-based techniques. Compared to indirect approaches, such as interpolation or change-of-basis methods, the proposed direct procedure is also considerably more numerically stable. In particular, for higher spline degrees, indirect methods often suffer from

---

\*corresponding author email: patrizi@mat.uniroma2.it

severe ill-conditioning, leading to substantial loss of accuracy or even numerical failure. Our numerical experiments demonstrate that the direct approach, when implemented with the proposed algorithm, remains robust and yields significantly more accurate results across a wide range of settings.

Beyond its intrinsic theoretical interest, spline multiplication plays a central role in many applications. It is a fundamental building block in the construction of Gram (mass) matrices for  $L^2$  projections onto spline spaces and in the assembly of system matrices for Galerkin discretizations, particularly within the framework of isogeometric analysis (IgA, Hughes et al. (2005)) and spline-based boundary element methods (IgA-BEM). In this context, the proposed direct approach integrates naturally into quadrature schemes and assembly pipelines. Once the product spline is represented directly in the B-spline basis, integration reduces to the exact integration of B-splines, for which closed-form formulas are available, see, e.g., Lyche et al. (2018, Theorem 5). This completely avoids element-wise integration and the use of specialized Gaussian quadrature rules, yielding global (support-wise), exact, and robust integration procedures within spline-based discretization frameworks. Spline products are also essential in operations involving rational B-splines (NURBS), such as addition, as well as in various geometric and graphical computations, including distance evaluation between spline curves. Moreover, classical spline procedures such as degree elevation can be interpreted as special cases of spline products.

We stress that the presentation of the paper is limited to the univariate setting only for clarity. The proposed approach extends straightforwardly to multivariate tensor-product spline spaces, thanks to the locality of the algorithm and the separable structure of tensor-product bases. Extensions to multivariate NURBS are likewise immediate, since spline products constitute the core operation in rational arithmetic.

The remainder of the paper is organized as follows. In Section 2, we illustrate the importance of direct spline multiplication in practical applications by comparing the direct approach of Mørken (1991), implemented with our algorithm, to implicit interpolation-based methods. The results reveal accuracy gaps of several orders of magnitude between direct and implicit approaches, with implicit approaches often becoming numerically unreliable. In Section 3, we recall the Oslo Algorithm and the direct formula of Mørken (1991), and reformulate the latter into an algorithmic framework. We analyze the computational challenges of a naive implementation and introduce an improved procedure based on a suitable factorization of the terms, together with additional implementation details to ensure numerical stability. Section 4 is devoted to numerical experiments, where we compare the naive and improved implementations of the direct formula and demonstrate the dramatic gains in computational efficiency. Finally, Section 5 concludes the paper and outlines possible directions for future work.

## 2. Motivation: a numerical study of stability and correctness

In this section we motivate through numerical experiments the interest in a direct formula for spline products. We make evident why the standard approach for representing a spline product by solving an interpolation (collocation) problem, which is an implicit procedure, is not suitable in some relevant cases, because of the large condition number in the associated matrix and therefore because of the instability and the loss of correctness in the results. We show furthermore that the improved direct formula of Mørken (1991), that we shall describe in the next section, provides significantly more accurate results and it should be adopted for these instances. We assume the reader to be familiar with the definition of B-splines and their basic properties. Otherwise, for a brief introduction we refer to the chapters Lyche et al. (2018) and Manni and Speleers (2016). A broader treatment of spline theory can be found in de Boor (1978) and Schumaker (2007).

Given now two degrees  $p_1, p_2$ , let  $\boldsymbol{\tau}^1 = (\tau_j^1)_{j=1}^{n_1+p_1+1}, \boldsymbol{\tau}^2 = (\tau_j^2)_{j=1}^{n_2+p_2+1}$  be two knot vectors that, without loss of generality, we can assume open with respect to  $p_1$  and  $p_2$ , respectively. Let then  $\mathbb{S}_{\boldsymbol{\tau}^1}^{p_1}$  and  $\mathbb{S}_{\boldsymbol{\tau}^2}^{p_2}$

be the spline spaces of degree  $p_1$  and  $p_2$ , respectively, on such knot vectors. Then we have  $\dim \mathbb{S}_{\boldsymbol{\tau}^j}^{p_j} = n^j$  for  $j \in \{1, 2\}$ . Picked  $f \in \mathbb{S}_{\boldsymbol{\tau}^1}^{p_1}$  and  $g \in \mathbb{S}_{\boldsymbol{\tau}^2}^{p_2}$ , their product  $h := f \cdot g$  is a spline in  $\mathbb{S}_{\mathbf{t}}^p$ , that is, of degree  $p = p_1 + p_2$  and defined on the knot vector  $\mathbf{t} = (t_j)_{j=1}^{m+p+1}$ , which is open with respect to  $p$ . The breakpoints (distinct values) of  $\mathbf{t}$  are the distinct values in  $\boldsymbol{\tau}^1 \cup \boldsymbol{\tau}^2$ . The multiplicities of the knots in  $\mathbf{t}$  are set to preserve the lowest smoothness in the two factors, that is, we have

$$\mu(t_i) = \begin{cases} \max\{p_1 + \mu^2(t_i), p_2 + \mu^1(t_i)\} & \text{if } \mu^1(t_i) > 0 \text{ and } \mu^2(t_i) > 0, \\ p_1 + \mu^2(t_i) & \text{if } \mu^1(t_i) = 0 \text{ and } \mu^2(t_i) > 0, \\ p_2 + \mu^1(t_i) & \text{if } \mu^1(t_i) > 0 \text{ and } \mu^2(t_i) = 0, \end{cases} \quad (1)$$

with  $\mu^j(t_i)$  the multiplicity of the value  $t_i$  in  $\boldsymbol{\tau}^j$  for  $j = 1, 2$ . The problem we are tackling is the identification of the coefficients  $\mathbf{b} := (b_i)_{i=1}^m$  to write the product  $h$  in the B-spline basis  $(B_{i,\mathbf{t}})_{i=1}^m$  of  $\mathbb{S}_{\mathbf{t}}^p$ , that is,

$$h(x) = \sum_{i=1}^m b_i B_{i,\mathbf{t}}(x). \quad (2)$$

The collocation, or interpolation, method is the most simple way for such computation and hence to express the product of splines. Although it is an implicit procedure, meaning that it requires the solution of a linear system, it is often the most convenient way to write the product of two spline factors. The procedure relies on the simple fact that the spline  $h$  in  $\mathbb{S}_{\mathbf{t}}^p$  interpolating the values of the product  $f \cdot g$  is the spline product itself, provided that the nodes of interpolation are enough and correctly placed. More precisely, since  $\dim \mathbb{S}_{\mathbf{t}}^p = m$ , imposing  $h(x_i) = f(x_i) \cdot g(x_i) =: h_i$  in  $m$  distinct abscissas of interpolation  $\{x_i\}_{i=1}^m$  leads to the linear system  $\mathbb{C}\mathbf{b} = \mathbf{h}$  with  $\mathbb{C}$  denoting the following  $m \times m$  B-spline collocation matrix

$$\mathbb{C} := \begin{bmatrix} B_{1,\mathbf{t}}(x_1) & B_{2,\mathbf{t}}(x_1) & \cdots & B_{m,\mathbf{t}}(x_1) \\ B_{1,\mathbf{t}}(x_2) & B_{2,\mathbf{t}}(x_2) & \cdots & B_{m,\mathbf{t}}(x_2) \\ \vdots & \vdots & \ddots & \vdots \\ B_{1,\mathbf{t}}(x_m) & B_{2,\mathbf{t}}(x_m) & \cdots & B_{m,\mathbf{t}}(x_m) \end{bmatrix}.$$

Such matrix is non-singular if and only if the *nesting conditions* of Schoenberg and Whitney (1953) are satisfied, that is, the  $i$ th abscissa of interpolation  $x_i$  must be such that  $B_{i,\mathbf{t}}(x_i) > 0$ . In other words, the diagonal of  $\mathbb{C}$  must have all non-zero entries. The standard way to guarantee the verification of these conditions is to consider  $x_i$  as the Greville abscissa of  $B_{i,\mathbf{t}}$ , i.e.,

$$x_i := \frac{t_{i+1} + \dots + t_{i+p}}{p} \quad \forall i = 1, \dots, m.$$

This is the widely adopted procedure whenever a product of spline has to be computed. Once matrix  $\mathbb{C}$  has been assembled, the leading cost for the solution of such linear system is that of the LU factorization. Using a standard lexicographic ordering for the B-splines on  $\mathbf{t}$ , matrix  $\mathbb{C}$  is a band matrix with band of width  $p + 1$ , which corresponds to the number of consecutive B-splines that are non-zero on a given point. Thus, the LU factorization cost is  $\frac{2}{3}mp^2$ , thanks to such band structure. Alternatively, one can employ other implicit approaches based on Bézier extraction, as in Piegl and Tiller (1997), or direct formulas derived from blossoming, as in Ueda (1994); Lee (1994). The former relies on knot insertion, multiplication of Bernstein polynomials, and knot removal. This process can be reckon as a piecewise change of polynomial basis in each knot interval. However, conversions to Bernstein polynomials are ill-conditioned procedures, as stated in Farouki (2012, Section 6.5). The direct approach, on the other

hand, is based on the rather intricate blossoming technique. It was shown in Ueda (1994) that this approach is equivalent to the procedure proposed in the earlier work of Mørken (1991). Despite the difficulty of these direct approaches, in the remainder of this section we demonstrate through practical examples that these more computationally involving formulas are sometimes necessary. In Section 3, we instead illustrate how the formula of Mørken (1991) can be improved by factorization, effectively decomposing the computation of each B-spline coefficient  $b_i$  into a limited sum of distinct terms, and on the Oslo Algorithm, described in Cohen et al. (1980); Lyche and Mørken (1986); Lyche (1988).

In the following tests, when a spline is considered, it shall always be defined on an open knot vector with simple internal knots, unless stated otherwise, as for instance in the  $p$ -refinement test of Section 2.2 where higher multiplicities are used. We adopt as well uniform knots. We have performed tests also with non-uniform knots, even letting the distinct knots to be quite close each other. However, the use of uniformly spaced breakpoints does not seem to bring any relevant change to the results. The error measured for the comparison will be the discrete relative  $L^\infty$  (max) error. Namely, if  $h^M$  is the computed product spline using the direct formula, improvement of Mørken (1991), and  $h^C$  the product spline obtained via collocation, we take the maximum over a grid of evaluation points  $\mathcal{X} := \{x_j\}_{j=1}^N$  of

$$e^M(x) := \frac{|h^M(x) - h(x)|}{\max_{\mathcal{X}} |h(x)|} \quad \text{and} \quad e^C(x) := \frac{|h^C(x) - h(x)|}{\max_{\mathcal{X}} |h(x)|},$$

as an estimate for the  $L^\infty$  norm of the relative error. For the tests we have fixed  $N = 201$ .

### 2.1. Product of a fixed B-spline, or spline, and polynomials of increasing degrees

In this first test we consider the product of a fixed B-spline against polynomials in Bernstein form of increasing degrees. This situation arises, e.g., in B-spline weighted quadrature procedure, where, in the integral to compute, a B-spline factor multiplies another function that is approximated by means of polynomials. This can be the case in the isogeometric boundary element discretization (IgA-BEM), in which the B-spline originates from the discretization of the differential problem, while the polynomial approximation is used for boundary integral kernels. This strategy was adopted, for example, in Bracco et al. (2025) for the numerical evaluation of non-singular integrals. In order to improve the accuracy in such procedure, one performs  $p$ -refinement, that is, increases the degree, on the polynomial kernel approximation. These products must therefore be computed before evaluating the integrals, which is a necessary step for assembling the linear system corresponding to the discrete boundary integral equation and, ultimately, for obtaining the numerical solution.

In the performed test, we have set  $f$  as a B-spline of degree  $p_1 = 3$  defined on the knot vector in  $[0, 1]$  of 5 uniform breakpoints. The factor  $g$  varies as a polynomial in  $[0, 1]$  with random coefficients in the range  $[-1, 1]$  and of degree  $p_2$  from 1 to 50. In Figure 1 (a) we show the error comparison between the direct formula and collocation. As the degree increases, the discrepancy between the two approaches becomes dramatic. The former sustains almost the machine precision, oscillating between the orders  $1\text{e-}16$  and  $1\text{e-}15$ , even for large values of polynomial degree  $p_2$ . The latter grows quite rapidly and reaches an error of order  $1\text{e-}05$  for large values of  $p_2$ . This behaviour is a reflection of the rapid growth in the condition number of the B-spline collocation matrix  $\mathbb{C}$ , reported in Figure 1 (b).

We have also generalized this test by considering  $f$  as a fixed spline, not just a B-spline, still of degree  $p_1 = 3$  and defined on the open knot vector in  $[0, 1]$  of 5 uniform breakpoints and random coefficients in  $[-1, 1]$ . The factor  $g$  is the same as before, that is, a polynomial of random coefficients, again in the range  $[-1, 1]$ , and of degree  $p_2$  from 1 to 50. In Figure 2 (a)–(b) the results, which are aligned with the simpler instance of  $f$  as a single B-spline.

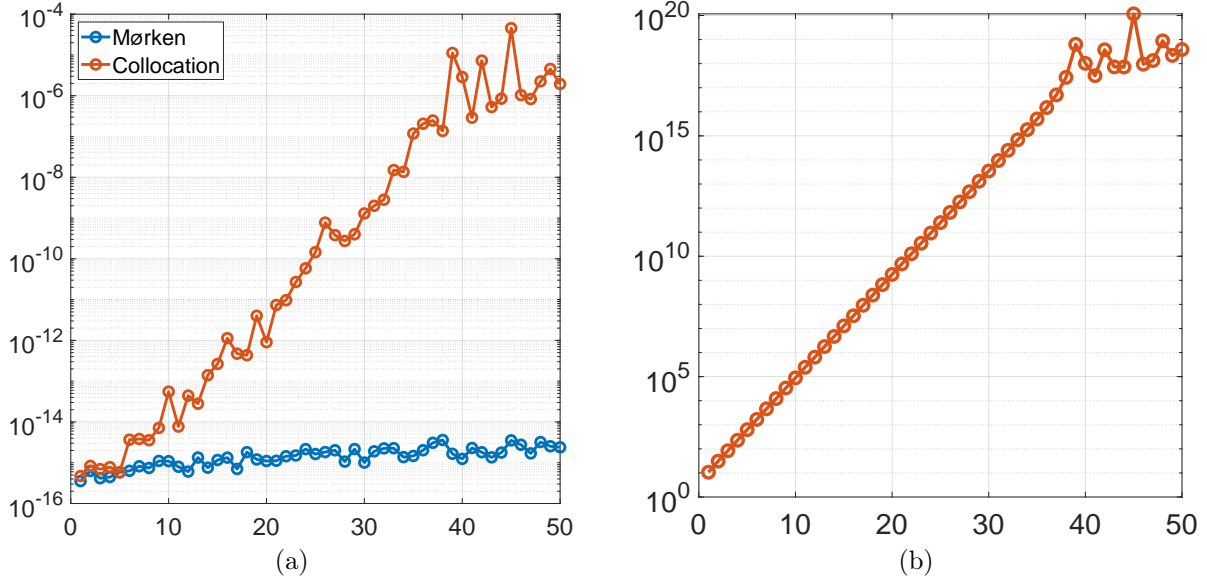


Figure 1: Error comparison and condition number of the B-spline collocation matrix of the product of a fixed cubic B-spline and a polynomial of increasing degree. In figure (a) we show the maximal error on a uniform grid of 201 points when evaluating the product through the direct formula of Mørken (1991) and the collocation procedures. On the  $x$ -axis the polynomial degree from 1 to 50 and on the  $y$ -axis the max error. In (b) the estimated condition number of the B-spline collocation matrix, computed with the command `condnest` of Matlab.

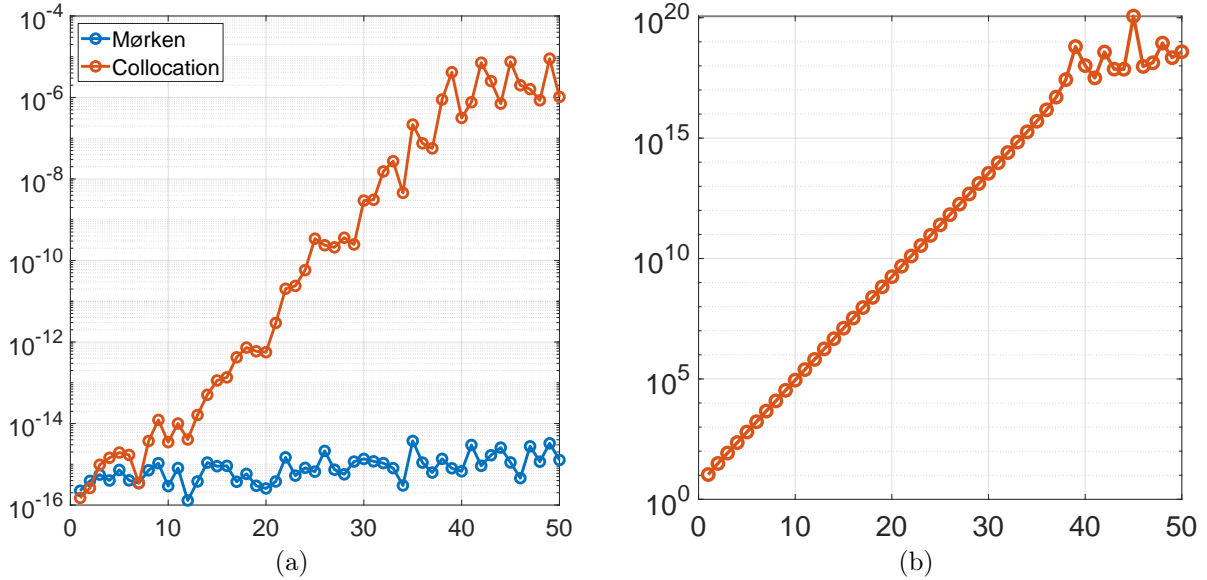


Figure 2: Error comparison and and condition number of the B-spline collocation matrix of the product of a fixed cubic spline and a polynomial of increasing degrees. In figure (a) we show the maximal error on a uniform grid of 201 points when evaluating the product through the direct formula of Mørken (1991) and the collocation procedures. On the  $x$ -axis the polynomial degree from 1 to 50 and on the  $y$ -axis the max error. In (b) the estimated condition number of the B-spline collocation matrix, computed with the command `condnest` of Matlab.

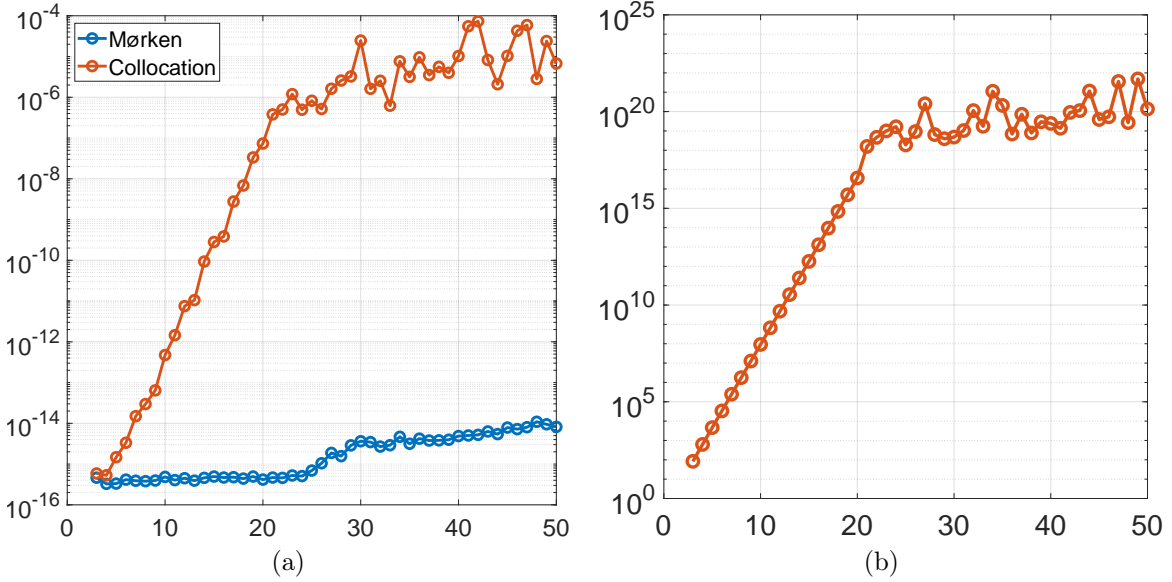


Figure 3: Error comparison and condition number of the B-spline collocation matrix of the product of B-splines  $B_{i,\tau} \cdot B_{j,\tau}$  on the same knot vector  $\tau$  and of fixed smoothness ( $C^2$ ), but of increasing degrees. Fixed the index  $i$ , in figure (a) we show the mean over all  $j$  such that  $\text{supp } B_{i,\tau} \cap \text{supp } B_{j,\tau} \neq \emptyset$  of the maximal error on a uniform grid of 201 points when evaluating the product through the direct formula of Mørken (1991) and the collocation procedures. On the  $x$ -axis the polynomial degree from 3 to 50 and on the  $y$ -axis the mean max error. In (b) the estimated mean condition number of the B-spline collocation matrices, computed with the command `condst` of Matlab.

### 2.2. The Galerkin isogeometric case with $p$ - and $k$ -refinements

In this second test we consider the product of two B-splines defined on the same knot vector  $\tau^1 = \tau^2 = \tau$ , that we consider uniform in  $[0, 1]$ , and of the same degree,  $p_1 = p_2$ . We perform such product as  $p_1$ , and hence  $p_2$ , varies from 3 to 50. However, we keep the global  $C^2$  smoothness of the initial case, as the degree grows, by raising the knot multiplicities accordingly. This is what would happen when assembling the Galerkin matrices, e.g., the stiffness or mass matrices, when discretizing the weak form of a differential problem and performing  $p$ -refinement to increase accuracy, while preserving the nesting of the spline spaces, as described in the seminal paper of Hughes et al. (2005) and in Cottrell et al. (2007). More precisely, for any degree  $p_1$  the first factor  $f$  will be a fixed B-spline  $f = B_{i,\tau}$  for some index  $i \in \{1, \dots, n_1\}$ . As second factor  $g$ , we consider all the B-splines  $B_{j,\tau}$ , on the same knot vector and same degree, such that  $\text{supp } B_{i,\tau} \cap \text{supp } B_{j,\tau} \neq \emptyset$ . In order to make a comparison between the formula of Mørken (1991) and collocation, we make an average of the relative maximal errors committed over all such  $B_{j,\tau}$ , for any degree  $p_1 = p_2$ . The results are reported in Figure 3 (a). Clearly, the direct procedure of Mørken (1991) provides more accurate results than collocation, especially when a higher accuracy is required, that is, when the discretization becomes finer, after several  $p$ -refinements. The loss of correctness in collocation is explained when we look at the corresponding condition numbers of matrix  $\mathbb{C}$ , in Figure 3 (b). We have also looked at the  $k$ -refinement case, that is, when the smoothness is also increased to its maximum, i.e.,  $C^{p_j-1}$ , as the degrees  $p_1$  and  $p_2$  grow. This is the worst case we have experienced for collocation as shown in Figure 4 (a)–(b). In fact the tremendous grow of the condition number of matrix  $\mathbb{C}$  as the degree increases (especially for  $p_1, p_2 \geq 35$ ) corresponds to a complete loss of meaning of the coefficients computed.

### 2.3. Product of splines on same knot vector and same degree

As further test to motivate the relevance of a direct formula, we perform the multiplication of two distinct splines on the same knot vector  $\tau = \tau^1 = \tau^2$  and with same degree  $p_1 = p_2$ . This can be

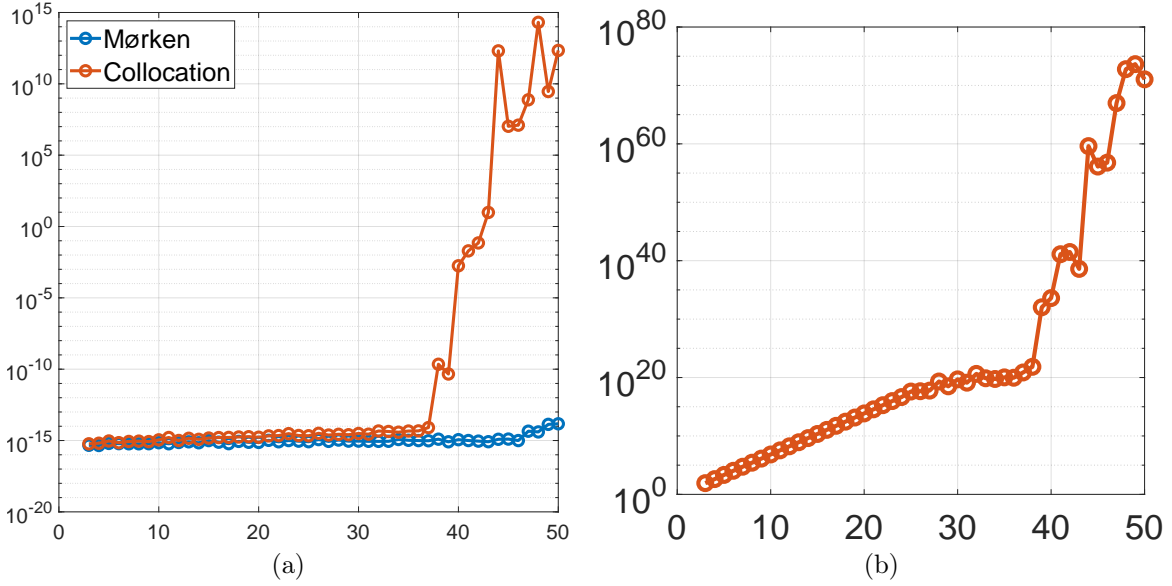


Figure 4: Error comparison and condition number of the B-spline collocation matrix of the product of B-splines  $B_{i,\tau} \cdot B_{j,\tau}$  on the same knot vector  $\tau$  but of increasing degrees and always of maximal smoothness. Fixed the index  $i$ , in figure (a) we show the mean over all  $j$  such that  $\text{supp } B_{i,\tau} \cap \text{supp } B_{j,\tau} \neq \emptyset$  of the maximal error on a uniform grid of 201 points when evaluating the product through the direct formula of Mørken (1991) and the collocation procedures. On the  $x$ -axis the polynomial degree from 3 to 50 and on the  $y$ -axis the mean max error. In (b) the estimated mean condition number of the B-spline collocation matrices, computed with the command `condest` of Matlab.

reckon as a generalization of the previous test (Galerkin case with  $k$ -refinement) where two splines are considered instead of two B-splines. We take a knot vector  $\tau$  with 5 breakpoints in  $[0, 1]$  and degree  $p_1$ , and hence  $p_2$ , in the range 1 to 50. The two splines  $f$  and  $g$  have random coefficients in  $[-1, 1]$ . In Figure 5 (a) we show the comparison between the direct approach, using the formula of Mørken (1991), and the implicit approach of collocation. As in the previous cases the degradation in the accuracy of the latter corresponds to the growth in the condition number of the collocation matrix  $\mathbb{C}$ , as shown in Figure 5 (b).

#### 2.4. Product of a fixed spline with splines on increasingly finer meshes

In this last test we deal with the product of a fixed spline, of degree  $p_1 = 3$  defined on a knot vector  $\tau^1$ , with splines defined on successive refinements of  $\tau^1$ . More precisely, here the degree  $p_2$  will be fixed while  $\tau^2$  changes by successive dyadic splits of the knot intervals, i.e., halving the mesh step size. This situation arises, for instance, in the quadrature rules proposed in Degli Esposti et al. (2023) for IgA-BEM collocation in three dimensions, applied to the discretization of the Helmholtz equation. There, the evaluation of near-singular and regular integrals relies on forming the product between a B-spline and a spline quasi-interpolant approximating the remaining integrand terms. In practice, the quadrature accuracy is primarily controlled through mesh refinement of the quasi-interpolant.

For this situation the relevance of a direct formula heavily depends on the chosen degree  $p_2$ . If  $p_2$  is low, e.g.,  $p_2 = 3$  as  $p_1$ , the collocation approach provides essentially the same results as the direct formula, as shown in Figure 6 (a). The relative error in  $L^\infty$  norm has the machine precision magnitude for both approaches and for all the meshes adopted. For this test we have considered random coefficients in  $[-1, 1]$  for the two splines. The fixed spline of degree  $p_1 = 3$  is defined on knot vector  $\tau^1$  composed of 5 uniform breakpoints in  $[0, 1]$ . The second factor is a spline of degree  $p_2 = 3$  as well, but its knot vector  $\tau^2$  varies. It will be composed of  $2^n + 3$  uniform breakpoints in  $[0, 1]$ , with  $n = 1, \dots, 10$ . Hence,  $\tau^2$  at first, for  $n = 1$ , coincides with  $\tau^1$  and then, for  $n > 1$ , it is a refinement of it. The good behaviour

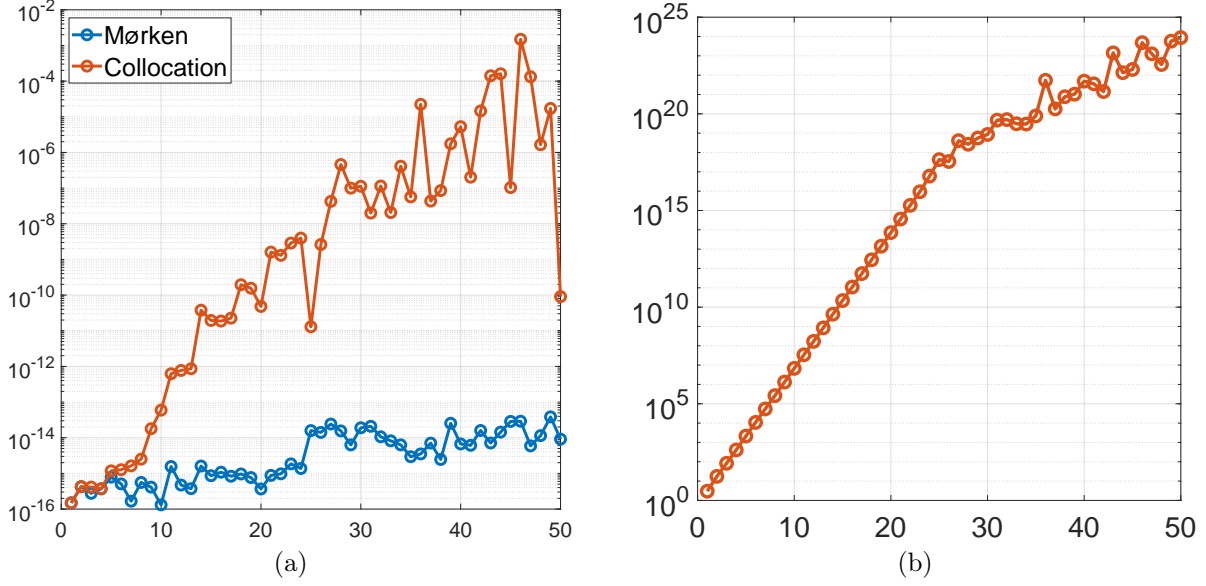


Figure 5: Error comparison and condition number of the B-spline collocation matrix of the product of splines on the same knot vector  $\tau$  when increasing the degree. In figure (a) we show the maximal error on a uniform grid of 201 points when evaluating the product through the direct formula of Mørken (1991) and the collocation procedures. On the  $x$ -axis the polynomial degree from 1 to 50 and on the  $y$ -axis the max error. In (b) the estimated condition number of the B-spline collocation matrix, computed with the command `condtest` of Matlab.

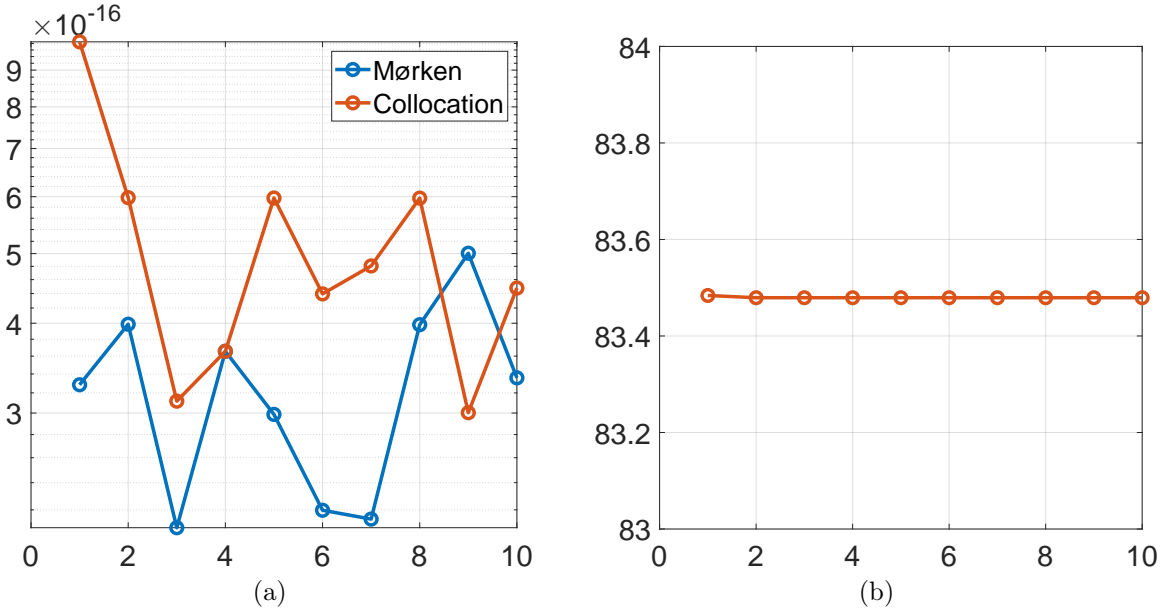


Figure 6: Error comparison and condition number of the B-spline collocation matrix of the product of cubic splines. One of them is defined on a fixed knot vector  $\tau^1$  of 5 uniform breakpoints. The other knot vector  $\tau^2$  changes: it is composed of  $2^n + 3$  uniform breakpoints, with  $n = 1, \dots, 10$ . In figure (a) we show the maximal error on a uniform grid of 201 points when evaluating the product through the direct formula of Mørken (1991) and the collocation procedures. On the  $x$ -axis the mesh step size parameter  $n$  from 1 to 10 and on the  $y$ -axis the max error. In (b) the estimated condition number of the B-spline collocation matrix, computed with the command `condtest` of Matlab.



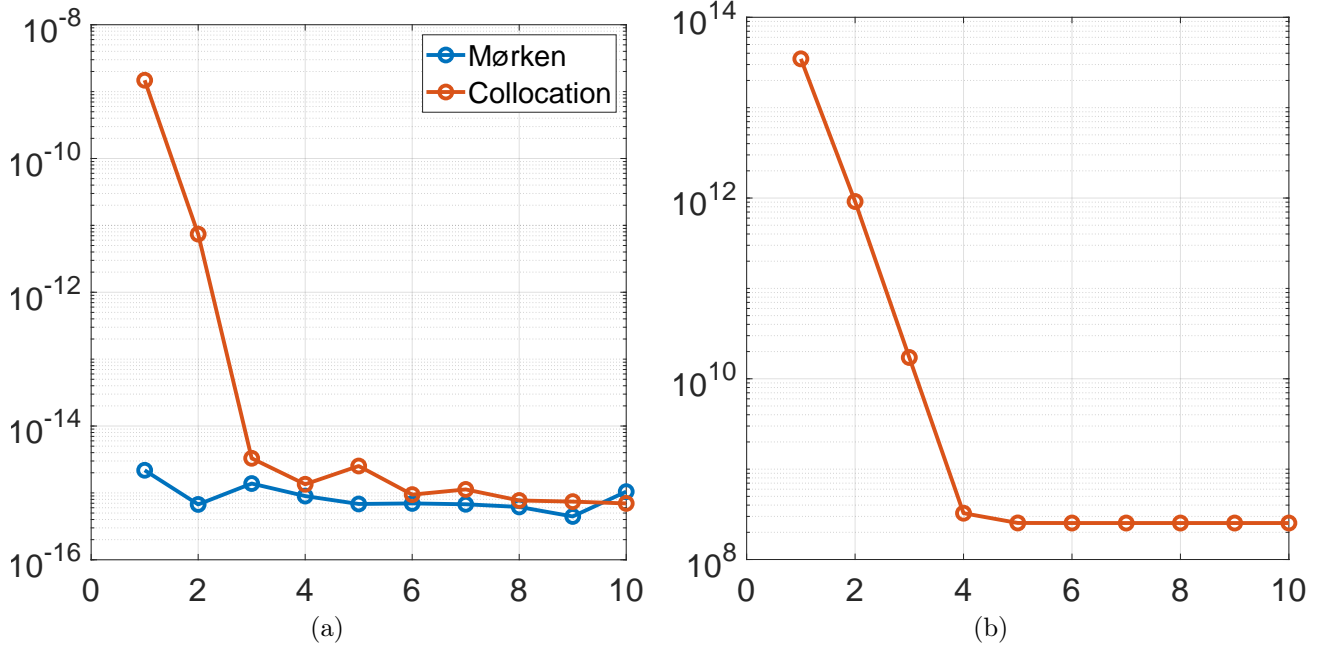


Figure 7: Error comparison and condition number of the B-spline collocation matrix of the product of a cubic spline with a spline of degree 30. The former is defined on a fixed knot vector  $\boldsymbol{\tau}^1$  of 5 uniform breakpoints. The other knot vector  $\boldsymbol{\tau}^2$  changes: it is composed of  $2^n + 3$  uniform breakpoints, with  $n = 1, \dots, 10$ . In figure (a) we show the maximal error on a uniform grid of 201 points when evaluating the product through the direct formula of Mørken (1991) and the collocation procedures. On the  $x$ -axis the mesh step size parameter  $n$  from 1 to 10 and on the  $y$ -axis the max error. In (b) the estimated condition number of the B-spline collocation matrix, computed with the command `condnest` of Matlab.

of the collocation approach is explained by the low condition number of matrix  $\mathbb{C}$ , which is essentially constant throughout all the tests, as shown in Figure 6 (b).

A different situation happens when we consider a higher degree  $p_2$ . In this test we fix  $p_1 = 3$ , as before, but  $p_2 = 30$ . In Figure 7 (a) the comparison. The collocation approach provides a non-negligible error for some of the coarser meshes, while it aligns with the magnitude of the relative maximal error of the direct approach afterwards. Despite this recovery process, a limitation of collocation in this setting is that, in principle, one cannot determine with absolute certainty at which level of mesh refinement the computed product can be regarded as accurate. An indication is nevertheless provided by the condition number of the matrix  $\mathbb{C}$ , as shown in Figure 7 (b): it is very large for coarse meshes and decreases as the mesh is refined, eventually stabilizing at a (still large) value.

### 3. Improving the direct formula

In this section we review the direct formula of Mørken (1991) and provide a refined variant that significantly reduces the computational effort, thereby making the approach adoptable in practice. In contrast to the original presentation, which is expressed as a single formula, we reformulate it as a simple procedure built around the Oslo Algorithm, which plays a central role in both the original construction and in our improvement. For this reason, we begin with a review of the Oslo Algorithm. We then describe the formulation of Mørken (1991) from an algorithmic perspective and subsequently introduce our enhanced procedure.

#### 3.1. The Oslo Algorithm

Given a degree  $p \geq 1$ , let  $\boldsymbol{\tau} = (\tau_j)_{j=1}^{n+p+1}$  and  $\mathbf{t} = (t_i)_{i=1}^{m+p+1}$  be two open knot vectors with respect to  $p$  and defined on the same interval  $I \subseteq \mathbb{R}$ . Assume  $\boldsymbol{\tau} \subseteq \mathbf{t}$  (here the inclusion counts as well the

multiplicities, i.e., the repetitions of the knots in the two sequences). Then the spline space of degree  $p$  on  $\boldsymbol{\tau}$  is subspace of the spline space of degree  $p$  on  $\mathbf{t}$ ,  $\mathbb{S}_{\boldsymbol{\tau}}^p \subseteq \mathbb{S}_{\mathbf{t}}^p$ . Given a spline  $q \in \mathbb{S}_{\boldsymbol{\tau}}^p$  and provided the B-spline coefficients  $\mathbf{c} = (c_j)_{j=1}^n$  of  $q$  for this space, the Oslo Algorithm yields the coefficients  $\mathbf{b} = (b_i)_{i=1}^m$  to write  $q$  in the B-spline basis of the larger space  $\mathbb{S}_{\mathbf{t}}^p$ . It corresponds to several knot insertions at once. In order to state it, we follow the rather convenient matrix formulation of Lyche and Mørken (2018, Section 4.2.3). For all  $d = 1, \dots, p$ , any  $k \in \{p+1, \dots, n\}$  and any  $t \in I$ , we define the  $d \times (d+1)$  bidiagonal matrices  $\mathbb{R}_d^k(t)$  that have

$$\left( \frac{\tau_{k+\ell} - t}{\tau_{k+\ell} - \tau_{k+\ell-d}} \right)_{\ell=1}^d \quad \text{and} \quad \left( \frac{t - \tau_{k+\ell-d}}{\tau_{k+\ell} - \tau_{k+\ell-d}} \right)_{\ell=1}^d$$

on the main diagonal and on the superdiagonal, respectively, that is,

$$\mathbb{R}_d^k(t) := \begin{bmatrix} \frac{\tau_{k+1}-t}{\tau_{k+1}-\tau_{k+1-d}} & \frac{t-\tau_{k+1-d}}{\tau_{k+1}-\tau_{k+1-d}} & 0 & \cdots & 0 \\ 0 & \frac{\tau_{k+2}-t}{\tau_{k+2}-\tau_{k+2-d}} & \frac{\tau_{k+2}-\tau_{k+2-d}}{\tau_{k+2}-\tau_{k+2-d}} & \cdots & 0 \\ \vdots & \vdots & \ddots & \ddots & \vdots \\ 0 & 0 & \cdots & \frac{\tau_{k+d}-t}{\tau_{k+d}-\tau_k} & \frac{t-\tau_k}{\tau_{k+d}-\tau_k} \end{bmatrix}$$

with the convention that when a denominator happens to be zero, the whole fraction is assessed as zero. Then, the Oslo Algorithm can be implemented as in Algorithm 1. For each B-spline coefficient  $b_i$  to be computed, we identify the index  $k$  such that  $t_i \in [\tau_k, \tau_{k+1})$  in  $\boldsymbol{\tau}$ . This index determines the local coefficient vector  $\mathbf{c}^k := (c_j)_{j=k-p}^k \subseteq \mathbf{c}$  and the associated local knot vector  $\boldsymbol{\tau}^k := (\tau_j)_{j=k+1-p}^{k+p} \subseteq \boldsymbol{\tau}$ . The latter is used, together with local vector  $\mathbf{t}^i := (t_j)_{j=i+1}^{i+p} \subseteq \mathbf{t}$ , to assemble the matrices  $\mathbb{R}_d^k$  for  $d = 1, \dots, p$ . The algorithm then performs successive matrix-vector products with these rectangular bidiagonal matrices of decreasing size, ranging from  $p \times (p+1)$  down to  $1 \times 2$ . Accordingly, the vector  $\mathbf{c}^k$  is reduced by one entry at each multiplication, starting from length  $p+1$  and ending with a single scalar, which yields the coefficient  $b_i$ .

Thanks to the bidiagonal structure of  $\mathbb{R}_d^k$ , we furthermore highlight that it is not necessary to assemble such matrices to compute each  $b_i$ . A de Boor procedure, as described, e.g., in Lyche and Mørken (2018, Section 2.5), can indeed be used for a matrix-free implementation, as schematized in Algorithm 2. One simply substitute the matrix multiplications at the last line of the Oslo Algorithm 1 with  $b_i = \text{deboor}(p, \boldsymbol{\tau}^k, \mathbf{c}^k, \mathbf{t}^i)$ .

We conclude this section on the Oslo Algorithm with a series of important remarks regarding its implementation and computational aspects.

**Remark 3.1.** The Oslo Algorithm requires the knot vectors  $\boldsymbol{\tau}$  and  $\mathbf{t}$  to be open with respect to  $p$ . However, this is not a loss of generality. In fact, if  $\boldsymbol{\tau}$  is not open, any spline on  $\boldsymbol{\tau}$  can also be defined on the open knot vector  $\hat{\boldsymbol{\tau}}$ , which is an extension of  $\boldsymbol{\tau}$  obtained by repeating the first and last knot as needed for such openness, and by setting to zero the coefficients of the extra B-splines that are defined on  $\hat{\boldsymbol{\tau}}$  but not on  $\boldsymbol{\tau}$ . Similarly, if  $\mathbf{t}$  is the extended open knot vector defined starting from  $\mathbf{t}$ , after the generation of the coefficients  $\mathbf{b}$  we just select the subcollection in  $\mathbf{b}$  of those related to the B-splines defined on  $\mathbf{t}$ .

**Remark 3.2.** The cost of multiplying a bidiagonal matrix  $d \times (d+1)$  for a vector of length  $(d+1)$  can be easily computed. For each row we perform just two multiplications and an addition of two terms, which count for 3 flops. The total cost is therefore of  $3d$ . For each coefficient  $b_i$ , for  $i = 1, \dots, m$ , we make  $p$  multiplications with such bidiagonal decreasing in size matrices. Hence the cost for each  $i$  is

$$\sum_{d=1}^p 3d = 3 \sum_{d=1}^p d = 3 \frac{p(p+1)}{2} \doteq \frac{3}{2} p^2$$

**Algorithm 1** Oslo Algorithm -  $\mathbf{b} = \text{oslo\_algorithm}(p, \boldsymbol{\tau}, \mathbf{c}, \mathbf{t})$

---

**Input:**

$p$ : degree

$\boldsymbol{\tau}$ :  $(\tau_j)_{j=1}^{n+p+1}$  open knot vector on  $I$

$\mathbf{c}$ : B-spline coefficients in  $\mathbb{S}_{\boldsymbol{\tau}}^p$

$\mathbf{t}$ :  $(t_j)_{j=1}^{m+p+1}$  open knot vector on  $I$  and such that  $\boldsymbol{\tau} \subseteq \mathbf{t}$

**Output:**

$\mathbf{b}$ :  $(b_i)_{i=1}^m$  B-spline coefficients in  $\mathbb{S}_{\mathbf{t}}^p$

---

**for**  $i = 1, \dots, m$

- 1 Find  $k$  such that  $t_i \in [\tau_k, \tau_{k+1})$ ;
- 2 Set  $\mathbf{c}^k := (c_{k-p}, \dots, c_k)^T \subseteq \mathbf{c}$ ;
- 3 Assign  $b_i := \prod_{d=1}^p \mathbb{R}_d^k(t_{i+d}) \mathbf{c}^k = \mathbb{R}_1^k(t_{i+1}) \mathbb{R}_2^k(t_{i+2}) \cdots \mathbb{R}_p^k(t_{i+p}) \mathbf{c}^k$ ;

**Algorithm 2** de Boor-like Algorithm -  $b_i = \text{deboor}(p, \boldsymbol{\tau}^k, \mathbf{c}^k, \mathbf{t}^i)$

---

**Input:**

$p$ : degree

$\boldsymbol{\tau}^k$ :  $(\tau_j)_{j=k+1-p}^{k+p} \subseteq \boldsymbol{\tau}$  knot sub-vector needed to compute  $b_i$

$\mathbf{c}^k$ :  $(c_j^k)_{j=1}^{p+1} := (c_j)_{j=k-p}^k \subseteq \mathbf{c}$  subset of the B-spline coefficients in  $\mathbb{S}_{\boldsymbol{\tau}}^p$  needed to compute  $b_i$

$\mathbf{t}^i$ :  $(t_j)_{j=i+1}^{i+p} \subseteq \mathbf{t}$  knot sub-vector needed to compute  $b_i$

**Output:**

$b_i$ :  $i$ th B-spline coefficient in  $\mathbb{S}_{\mathbf{t}}^p$

**Remark:** all vector products and divisions are meant element-wise.

---

**for**  $d = p, p-1, \dots, 1$

- 1 Extract  $\boldsymbol{\tau}_d^{k,1} := (\tau_j)_{j=k+1-d}^k$  and  $\boldsymbol{\tau}_d^{k,2} := (\tau_j)_{j=k+1}^{k+d}$  from  $\boldsymbol{\tau}^k$ ;
- 2 Set  $\boldsymbol{\omega}_d := (t_{i+d} - \boldsymbol{\tau}_d^{k,1}) / (\boldsymbol{\tau}_d^{k,2} - \boldsymbol{\tau}_d^{k,1})$ ;
- 3 Define  $\mathbf{c}^{k,1} := \mathbf{c}^k \setminus \{c_1^k\}$  and  $\mathbf{c}^{k,2} := \mathbf{c}^k \setminus \{c_{d+1}^k\}$ ;
- 4 Update  $\mathbf{c}^k \leftarrow (1 - \boldsymbol{\omega}_d) \mathbf{c}^{k,1} + \boldsymbol{\omega}_d \mathbf{c}^{k,2}$ ;
- 5 Set  $b_i = c^k$ ;

where  $\doteq$  denotes equality up to lower-order terms, which are neglected. We emphasize that this estimate accounts only for the cost of the matrix–vector products and not for the assembly of the matrices. This is

consistent with the comparison to the collocation approach, where only the cost of the LU factorization was reported, and not the cost associated with evaluating B-splines to assemble the system matrix.

The cost of the Oslo Algorithm is therefore estimated with  $\frac{3}{2}mp^2$ . However, we observe that the computation of each coefficient in the Oslo Algorithm can be done independently. Therefore, the process can be easily embedded in a parallelized process, reducing the execution cost.

**Remark 3.3.** As already observed, the computation of a single coefficient  $b_i$  is a local operation, since it depends only on a subcollection  $\mathbf{t}^i$  of the refined knot vector  $\mathbf{t}$ . A similar locality property holds for the coefficient vector  $\mathbf{c}$  associated with the coarser knot vector  $\boldsymbol{\tau}$ , through the corresponding subsets  $\mathbf{c}^k$  and  $\boldsymbol{\tau}^k$ . As a consequence of this locality, the Oslo Algorithm does not require  $\mathbf{t}$  to be a global refinement of  $\boldsymbol{\tau}$ . We can allow the knot span  $[t_1, t_{m+p+1}]$  of  $\mathbf{t}$  to be a subinterval of the knot span  $[\tau_1, \tau_{n+p+1}]$  of  $\boldsymbol{\tau}$ , provided that  $\mathbf{t}$  locally refines  $\boldsymbol{\tau}$  on that interval. Under this condition, the Oslo Algorithm yields the coefficients representing the restriction of a spline  $q \in \mathbb{S}_{\boldsymbol{\tau}}^p$  to  $[t_1, t_{m+p+1}]$  in the spline space  $\mathbb{S}_{\mathbf{t}}^p$ .

**Remark 3.4.** Algorithm 2 generalizes the standard de Boor Algorithm for spline evaluation. In fact, given a point  $t \in I$ , by replacing  $\mathbf{t}^i$  with the vector  $(t, t, \dots, t)$ , i.e., the vector of all entries equal to  $t$ , the algorithm coincides with the de Boor Algorithm to evaluate the spline at  $t$ , whose value shall be  $b_i$ . Furthermore, the Oslo Algorithm generalizes the Bézier extraction operator for the expression of the spline in Bernstein basis. In fact, by choosing  $\mathbf{t}$  with same breakpoints of  $\boldsymbol{\tau}$  but each of them of multiplicity  $p + 1$ , the Oslo Algorithm provides the Bézier extraction.

**Remark 3.5.** The matrix product  $\mathbb{R}_1^k(t_{i+1}) \cdots \mathbb{R}_p^k(t_{i+p}) =: \boldsymbol{\alpha}^T$  yields a row vector of length  $p + 1$ . In the literature, the entries of  $\boldsymbol{\alpha}$  are referred to as discrete B-splines of order  $p + 1$  on  $\mathbf{t}$  and knots  $\boldsymbol{\tau}$ , and are typically denoted by  $\alpha_{j,p+1,\boldsymbol{\tau},\mathbf{t}}(i)$  for  $j \in \{1, \dots, p + 1\}$ . The  $i$ th coefficient  $b_i$  would then be given by the scalar product  $b_i = \boldsymbol{\alpha}^T \mathbf{c}^k$ . Precomputing the vectors  $\boldsymbol{\alpha}$  for all indices  $i$  and subsequently evaluating the coefficients  $b_i$  via scalar products could be advantageous when expressing many splines, e.g., more than  $p + 1$ , from  $\mathbb{S}_{\boldsymbol{\tau}}^p$  in the refined space  $\mathbb{S}_{\mathbf{t}}^p$ . However, as we shall see in the next section, this is not the case when encoding the direct formula of Mørken (1991) and therefore this strategy is not effective. For this reason, we do not explicitly form the vector  $\boldsymbol{\alpha}$ . Instead, the coefficient vector  $\mathbf{c}^k$  is updated after each matrix multiplication, rather than computing the full matrix product beforehand. Moreover, these matrix–vector products are performed in a matrix–free manner via a de Boor–type procedure, thereby avoiding the explicit assembly of the matrices and their storage. The original statement of the direct formula of Mørken (1991), however, is written in terms of these discrete B-splines and it is written as a single equation, rather than an algorithm.

### 3.2. The Mørken formula

The direct formula of Mørken (1991) is of combinatorial nature. More precisely, the  $i$ th coefficient  $b_i$  in the expression (2) of the product  $h = f \cdot g$  in the B-spline spline basis of  $\mathbb{S}_{\mathbf{t}}^p$ , is provided by the following equation, from Mørken (1991, Theorem 3.1),

$$b_i = \sum_{P \in \mathcal{C}} [(\boldsymbol{\alpha}^P)^T \mathbf{c}^{k_1} \cdot (\boldsymbol{\alpha}^Q)^T \mathbf{c}^{k_2}] \Big/ \binom{p}{p_1}. \quad (3)$$

$P := (\pi_1, \dots, \pi_{p_1})$  varies in the set  $\mathcal{C}$  of all possible combinations of  $p_1$  indices out of the set of indices  $\mathcal{J} := \{1, \dots, p\}$ , where we recall that  $p = p_1 + p_2$  is the degree of the spline product.  $Q$  is then the combination provided by the remaining  $p_2$  indices, i.e.,  $Q := \mathcal{J} \setminus P$ . The number of addends in the sum to define  $b_i$  is therefore  $\binom{p}{p_1} = \binom{p}{p_2}$ . For each  $P$ , and therefore  $Q$ , knot sub-vectors  $\mathbf{t}^P := (t_{\pi_1}^i, \dots, t_{\pi_{p_1}}^i)$  and  $\mathbf{t}^Q$  are extracted from  $\mathbf{t}^i \subseteq \mathbf{t}$ . According to what intervals  $[\tau_{k_\ell}^\ell, \tau_{k_\ell+1}^\ell]$ , for  $\ell = 1, 2$ , the knot  $t_i$  falls,

$\boldsymbol{\tau}^{k_1}, \boldsymbol{\tau}^{k_2}$  are defined from the knot vectors  $\boldsymbol{\tau}^1, \boldsymbol{\tau}^2$ , respectively, as well as the sub-vectors of coefficients  $\mathbf{c}^{k_1}, \mathbf{c}^{k_2}$  from  $\mathbf{c}^1$  and  $\mathbf{c}^2$ , as described in the Oslo Algorithm section. With  $\boldsymbol{\tau}^{k_1}, \boldsymbol{\tau}^{k_2}$  and  $\mathbf{t}^P, \mathbf{t}^Q$ , one can define the associated discrete B-splines  $\boldsymbol{\alpha}^P$  and  $\boldsymbol{\alpha}^Q$  that appear in formula (3). A numerical approach to compute all the coefficients  $\mathbf{b} = (b_i)_{i=1}^m$  of the spline product  $h$  is instead schematized in Algorithm 3. In the procedure, one can easily recognize the instructions of the Oslo Algorithm 1 in lines 5–7 and

**Algorithm 3** Mørken Algorithm -  $[p, \mathbf{t}, \mathbf{b}] = \text{mørken}(p_1, p_2, \boldsymbol{\tau}^1, \boldsymbol{\tau}^2, \mathbf{c}^1, \mathbf{c}^2)$

---

**Input:**

$p_1, p_2$ : degrees of the spline factors

$\boldsymbol{\tau}^1, \boldsymbol{\tau}^2$ : knot vectors of the spline factors

$\mathbf{c}^1, \mathbf{c}^2$ : coefficient vectors of the spline factors

**Output:**

$p$ : degree of the spline product

$\mathbf{t}$ : knot vector of the spline product

$\mathbf{b}$ : coefficient vector of the spline product

---

- 1 Set  $p = p_1 + p_2$ ;
- 2 Define  $\mathbf{t} = (t_j)_{j=1}^{m+p+1}$  from  $\boldsymbol{\tau}^1, \boldsymbol{\tau}^2$  as described in (1);
- 3 Initialize  $\mathbf{b}$  as zero vector of length  $m$ ;
- 4 Let  $\mathcal{C}$  be the set of all the combinations of  $p_1$  indices chosen from the index set  $\mathcal{J} := \{1, \dots, p\}$ ;
- for**  $i = 1, \dots, m$ 
  - 5   Let  $\mathbf{t}^i := (t_j)_{j=i+1}^{i+p}$ ;
  - 6   If  $t_i \in [\tau_{k_\ell}^\ell, \tau_{k_\ell+1}^\ell)$ , let  $\boldsymbol{\tau}^{k_\ell} := (\tau_j^\ell)_{j=k_\ell+1-p_\ell}^{k_\ell+p_\ell} \subseteq \boldsymbol{\tau}^\ell$ , for  $\ell = 1, 2$ ;
  - 7   Let  $\mathbf{c}^{k_\ell} := (c_j^\ell)_{j=k_\ell-p_\ell}^{k_\ell} \subseteq \mathbf{c}^\ell$ , for  $\ell = 1, 2$ ;
  - for all**  $P := (\pi_1, \dots, \pi_{p_1}) \in \mathcal{C}$ 
    - 8       Let  $\mathbf{t}^P := (t_{i+\pi_k})_{k=1}^{p_1}$  be the sub-vector of  $\mathbf{t}^i$  associated to  $P$ ;
    - 9       Let  $\mathbf{t}^Q$  be the sub-vector of  $\mathbf{t}^i$  associated to  $Q := \mathcal{J} \setminus P$ ;
    - 10       Set  $b_i^P = \text{deboor}(p_1, \boldsymbol{\tau}^{k_1}, \mathbf{c}^{k_1}, \mathbf{t}^P)$ ;
    - 11       Set  $b_i^Q = \text{deboor}(p_2, \boldsymbol{\tau}^{k_2}, \mathbf{c}^{k_2}, \mathbf{t}^Q)$ ;
    - 12       Update  $b_i \leftarrow b_i + b_i^P \cdot b_i^Q$ ;
- 13 Update  $\mathbf{b} \leftarrow \mathbf{b} / \binom{p}{p_1}$ ;

10–11. Remembering that each call of the de Boor-like procedure of Algorithm 2 has a leading cost of  $\frac{3}{2}p_\ell^2$ , with  $\ell = 1, 2$ , the price of each update of  $b_i$  in Algorithm 3 is estimated as  $\frac{3}{2}(p_1^2 + p_2^2)$ . The total cost is therefore of about

$$\frac{3}{2} \binom{p}{p_1} m (p_1^2 + p_2^2)$$

flops. However, the procedure can be parallelized over the local knot vectors  $\mathbf{t}^i$ , that is, over the coefficients  $b_i$  to be computed, hence avoiding the outer for in Algorithm 3. Such parallelization would only affect the order in which the coefficients  $b_i$  for  $i \in \{1, \dots, m\}$  are computed. The cycle over the combinations can also be parallelized, as each term in the sum is independent from the others. The effect of this latter parallelization only influences the ordering used in the updates of the reduction variable

$b_i$ . Thus, also the inner for loop can be avoided, further reducing the computational cost. Nevertheless, since the summation involves  $\binom{p}{p_1}$  (equivalently  $\binom{p}{p_2}$ ) terms, the procedure is computationally feasible only when  $p_2$  is small if  $p_1$  is large. In practice, this severely limits the applicability of the formula and largely explains why it is rarely used in favor of implicit approaches, such as collocation, for practical computations. In the next section, we present an improved procedure capable of significantly reducing the number of addends required in the computation of each B-spline coefficient of the product spline.

**Remark 3.6.** In the original formulation of Mørken (1991), the knot vectors  $\mathbf{t}^P$  and  $\mathbf{t}^Q$  are global knot vectors and are assumed to be global refinements of  $\boldsymbol{\tau}^1$  and  $\boldsymbol{\tau}^2$ , respectively. In the present formulation, we instead work with local knot vectors, which may be non-open and whose knot spans are strictly contained in those of  $\boldsymbol{\tau}^1$  and  $\boldsymbol{\tau}^2$ . These local knot vectors are required to refine  $\boldsymbol{\tau}^1$  and  $\boldsymbol{\tau}^2$  only on the corresponding subintervals, i.e., their knot spans. The validity of this localized construction follows directly from the locality of the Oslo Algorithm and from the fact that openness of the knot vector is not required, as established in Remarks 3.1 and 3.3.

### 3.3. The improved procedure

The main drawback of Algorithm 3 lies in the inner for loop, which iterates over all possible selections of  $p_1$  indices from a set of size  $p$ . As a consequence, a factor of  $\binom{p}{p_1}$  appears in the computational cost, which then grows exponentially when increasing  $p$ . Moreover, the procedure does not exploit possible repetitions of knots in the local knot vector  $\mathbf{t}^i$ , which results in repeated occurrences of identical knot sequences  $\mathbf{t}^P$  and  $\mathbf{t}^Q$  for different combinations in  $\mathcal{C}$ .

To address this issue, we replace the inner loop over  $\mathcal{C}$  with a loop over the set  $\mathcal{T}^i$  of distinct combinations arising from  $\mathbf{t}^i$ , that depends on the index  $i$ , in contrast to  $\mathcal{C}$ , which is defined globally. In addition to the distinct combinations, it is necessary to account for the number of times each of such combination appears in the full set of combinations. These multiplicities are collected in the set  $\mathcal{M}^i$ , whose entries are paired with the corresponding elements of  $\mathcal{T}^i$  and likewise depend on  $i$ .

In essence, our approach factors the summation (3) by grouping identical terms, thereby reducing the total number of addends. Each distinct addend is associated with an element of  $\mathcal{T}^i$ , while its repetition factor is given by the corresponding entry in  $\mathcal{M}^i$ . We denote by `knot_combinations` the function that computes  $\mathcal{T}^i$  and  $\mathcal{M}^i$  from  $\mathbf{t}^i$  and  $p_1$ . Its description is postponed to the next subsection. Using this function, we formulate a new procedure, presented in Algorithm 4, for computing the coefficients  $\mathbf{b} = (b_i)_{i=1}^m$ . From a computational standpoint, this procedure constitutes a substantial improvement over the Mørken Algorithm 3 for the aforementioned reasons, as we shall also show in the next Section 4, where we compare the them.

We emphasize that the inner for loop now iterates over a collection of local knot vectors  $\mathcal{T}^i$  rather than over a set of index combinations, as was the case for the set  $\mathcal{C}$  in Algorithm 3. We retain the notation  $\mathbf{t}^P$  for the generic element selected at each iteration in order to highlight the correspondence with the procedure described in Algorithm 3 for implementing the original formula of Mørken (1991). In this revised setting, however, the superscript  $P$  no longer varies over  $\mathcal{C}$  and serves purely as a notational tool to denote a generic local knot vector in  $\mathcal{T}^i$ .

Clearly, if we denote as

$$\nu := \sum_{i=1}^m |\mathcal{T}^i|$$

the total number of distinct combinations used for computing the whole vector of coefficients  $\mathbf{b}$ , and as  $\bar{\nu} = \nu/m$  the mean number of distinct combinations per entry in  $\mathbf{b}$ , then the computational cost of the procedure is estimated with

$$\frac{3}{2}\nu(p_1^2 + p_2^2) = \frac{3}{2}\bar{\nu}m(p_1^2 + p_2^2).$$

**Algorithm 4** Improved Mørken Algorithm -  $[p, \mathbf{t}, \mathbf{b}] = \text{improved\_mørken}(p_1, p_2, \boldsymbol{\tau}^1, \boldsymbol{\tau}^2, \mathbf{c}^1, \mathbf{c}^2)$

---

**Input:**

$p_1, p_2$ : degrees of the spline factors  
 $\boldsymbol{\tau}^1, \boldsymbol{\tau}^2$ : knot vectors of the spline factors  
 $\mathbf{c}^1, \mathbf{c}^2$ : coefficient vectors of the spline factors

**Output:**

$p$ : degree of the spline product  
 $\mathbf{t}$ : knot vector of the spline product  
 $\mathbf{b}$ : coefficient vector of the spline product

---

```

1 Set  $p = p_1 + p_2$ ;
2 Define  $\mathbf{t} = (t_j)_{j=1}^{m+p+1}$  from  $\boldsymbol{\tau}^1, \boldsymbol{\tau}^2$  as described in (1);
3 Initialize  $\mathbf{b}$  as zero vector of length  $m$ ;
  for  $i = 1, \dots, m$ 
4   Let  $\mathbf{t}^i := (t_j)_{j=i+1}^{i+p}$ ;
5   If  $t_i \in [\tau_{k_\ell}^\ell, \tau_{k_\ell+1}^\ell)$ , let  $\boldsymbol{\tau}^{k_\ell} := (\tau_j^\ell)_{j=k_\ell+1-p_\ell}^{k_\ell+p_\ell} \subseteq \boldsymbol{\tau}^\ell$ , for  $\ell = 1, 2$ ;
6   Let  $\mathbf{c}^{k_\ell} := (c_j^\ell)_{j=k_\ell-p_\ell}^{k_\ell} \subseteq \mathbf{c}^\ell$ , for  $\ell = 1, 2$ ;
7   Set  $[\mathcal{T}^i, \mathcal{M}^i] = \text{knot\_combinations}(\mathbf{t}^i, p_1)$ ;
     for all  $\mathbf{t}^P$  in  $\mathcal{T}^i$ 
8     Let  $\mathbf{t}^Q$  be given by the remaining  $p_2$  knots in  $\mathbf{t}^i \setminus \mathbf{t}^P$ ;
9     Set  $b_i^P = \text{deboor}(p_1, \boldsymbol{\tau}^{k_1}, \mathbf{c}^{k_1}, \mathbf{t}^P)$ ;
10    Set  $b_i^Q = \text{deboor}(p_2, \boldsymbol{\tau}^{k_2}, \mathbf{c}^{k_2}, \mathbf{t}^Q)$ ;
11    Let  $m^P$  be the entry of  $\mathcal{M}^i$  corresponding to  $\mathbf{t}^P$ ;
12    Update  $b_i \leftarrow b_i + m^P \cdot b_i^P \cdot b_i^Q$ ;
13 Update  $\mathbf{b} \leftarrow \mathbf{b} / \binom{p}{p_1}$ ;
```

In the right-hand side we recognize the same computational time of Algorithm 3 for the implementation of formula (3) except that the binomial coefficient  $\binom{p}{p_1}$  is replaced with the mean  $\bar{\nu}$ . In the next Section 4 we shall compare these two quantities to demonstrate the rather huge advantage in using this improved version.

The improved algorithm also admits parallelization at both the outer and inner for cycles. Indeed, the computation of each coefficient  $b_i$  is independent, and, for a fixed  $i$ , each update of  $b_i$  associated with a distinct combination  $\mathbf{t}^P \in \mathcal{T}^i$  is likewise independent of the others. As a result, embedding the algorithm in a parallel computing framework can substantially reduce the overall computational cost.

In the next Section 3.4, we describe how to identify the distinct combinations in  $\mathcal{T}^i$  together with their corresponding multiplicities, that is, their number of occurrences in the full set of possible combinations.

**Remark 3.7.** Both Algorithm 3 and Algorithm 4 require the computation of binomial coefficients. This can be numerically challenging for large  $p$  due to the factorial terms involved. There are two simple and commonly used strategies to address this issue, which we briefly summarize here (for a more detailed

discussion see Press et al. (2007)). A first approach is based on the identity

$$\binom{n}{k} = \prod_{j=1}^k \frac{n-k+j}{j}$$

where, without loss of generality, one assumes  $k = \min(k, n-k)$ . This formula can be evaluated incrementally and, since intermediate values remain moderate when the symmetry reduction is applied, this method allows the computation of binomial coefficients for fairly large values of  $n$  without encountering overflow. A more robust alternative relies on the representation of factorials in terms of the Gamma function,

$$\binom{n}{k} = \frac{\Gamma(n+1)}{\Gamma(k+1)\Gamma(n-k+1)}$$

which can be evaluated numerically using logarithms as

$$\binom{n}{k} = \exp(\log(\Gamma(n+1)) - \log(\Gamma(k+1)) - \log(\Gamma(n-k+1))).$$

While this expression is exact at the analytical level, its numerical evaluation relies on floating-point approximations of the logarithm of the Gamma function and hence is practically an (accurate) approximation. This approach replaces a sequence of potentially unstable multiplications by a small number of additions and is particularly effective in preventing overflow for very large values of  $n$ . In the numerical experiments reported in Section 2, we adopted the log-Gamma-based computation of binomial coefficients within Algorithm 4.

**Remark 3.8.** The idea of factorizing a combinatorial direct formula for computing the B-spline coefficients of a spline product has previously been explored by Chen et al. (2009), who grouped terms in the formula originally proposed by Ueda (1994), in a spirit similar to the one adopted here. The key difference between the two approaches lies in how the distinct terms are computed and represented. The formula of Ueda (1994) is expressed in terms of the blossoms of the B-spline factors, whereas the formulation of Mørken (1991) is based on discrete B-splines. Building on the former, Chen et al. (2009) introduced an implementation, referred to as the *sliding window algorithm*, to evaluate the required blossoms more efficiently than the original procedure in Ueda (1994). Nevertheless, despite this improvement, the reliance on blossoming remains both conceptually and practically demanding. The interested reader is referred to Chen et al. (2009, Sections VII–VIII) for details. In contrast, our contribution proceeds in two distinct steps: first, we recast the formula of Mørken (1991) into a fully algorithmic form, which relies on a matrix-free implementation of the Oslo Algorithm, i.e., successive matrix-vector products involving rectangular bidiagonal matrices of decreasing size. Second, guided by this algorithmic formulation, we introduce a further factorization that substantially reduces the computational cost. This structure makes the proposed approach, in our view, considerably more transparent and easier to integrate into existing spline and isogeometric analysis codes than the more intricate blossoming-based procedures of Chen et al. (2009).

#### 3.4. Identification of distinct combinations and number of repetitions

For convenience, we express  $\mathbf{t}^i$  in terms of its distinct breakpoints and their multiplicities, namely

$$\mathbf{t}^i = \Theta^i := (\theta_1^{m_1}, \dots, \theta_s^{m_s}),$$



where  $\theta_j$  denotes the  $j$ th distinct knot in  $\mathbf{t}^i$  and  $m_j$  its multiplicity in  $\mathbf{t}^i$ . Since  $\mathbf{t}^i$  has length  $p$ , it follows that

$$\sum_{j=1}^s m_j = p.$$

We propose a recursive procedure to identify all distinct combinations of  $p_1$  knots selected from  $\mathbf{t}^i$ . The recursion is organized with respect to the number of breakpoints in  $\Theta^i$ . We begin by treating the minimal case in which  $\Theta^i$  consists of at most two breakpoints. For sequences with more than two breakpoints, all distinct combinations are generated from those of a shorter sequence  $\widehat{\Theta}^i$  obtained by removing one breakpoint. The recursion continues until a sequence with two breakpoints is reached, for which a dedicated procedure is available.

Assume therefore that  $\Theta^i$  consists of at most two breakpoints,

$$\Theta^i = (\theta_1^{m_1}, \theta_2^{m_2}), \quad m_1 + m_2 = p,$$

possibly with  $m_2 = 0$  if it contains only one breakpoint. Since sequence  $\mathbf{t}^P$  has length  $p_1$ , the multiplicities  $\mu_1$  and  $\mu_2$  of  $\theta_1$  and  $\theta_2$  in a distinct combination must satisfy

$$\mu_1 + \mu_2 = p_1,$$

rather than summing to  $p$ . In particular, the maximum admissible multiplicity  $\mu_1$  of  $\theta_1$  is  $\min\{p_1, m_1\}$ , while the minimum is  $p_1$  minus the maximum admissible value of  $\mu_2$ , that is,  $p_1 - \min\{p_1, m_2\}$ . The distinct admissible combinations in the case of two breakpoints are therefore generated by iterating over all such feasible values of  $\mu_1$  (and hence  $\mu_2$ ), as follows:

- 1 Let  $m_{\max} := \min\{p_1, m_1\}$  and  $m_{\min} = p_1 - \min\{p_1, m_2\} \leq m_{\max}$ ;
- for**  $\mu_1 = m_{\max}, m_{\max} - 1, \dots, m_{\min}$
- 2     Set  $\mu_2 := p_1 - \mu_1$ ;
- 3      $(\theta_1^{\mu_1}, \theta_2^{\mu_2})$  is a distinct combination;

Whenever  $\Theta^i$  is composed of more than two breakpoints, the multiplicity  $\mu_1$  that can be assigned to the first breakpoint  $\theta_1$  in the distinct combination  $\mathbf{t}^P$  may range from at most  $p_1$  down to at least

$$p_1 - \min\left\{p_1, \sum_{\ell=2}^s m_\ell\right\}.$$

For each admissible choice of  $\mu_1$ , the knots corresponding to  $\theta_1^{\mu_1}$  are concatenated with all distinct combinations of length  $p_1 - \mu_1$  obtained from the shorter sequence

$$\widehat{\Theta}^i := (\theta_2^{m_2}, \dots, \theta_s^{m_s}).$$

This yields a recursive construction: the same procedure is applied to  $\widehat{\Theta}^i$  with reduced degree  $p_1 - \mu_1$ , and the recursion terminates when the sequence contains only two breakpoints, for which the combinations can be generated explicitly as described above.

Regarding the multiplicity of a distinct combination in the set of all possible combinations, observe that a given distinct knot selection  $\mathbf{t}^P = (\theta_1^{\mu_1^P}, \dots, \theta_s^{\mu_s^P})$  is uniquely characterized by the multiplicities

$\mu_j^P$  (possibly zero) assigned to each breakpoint  $\theta_j$ , for  $j = 1, \dots, s$ . For a fixed breakpoint  $\theta_j$ , the same multiplicity  $\mu_j^P$  can be obtained in  $\binom{m_j}{\mu_j^P}$  different ways by selecting  $\mu_j^P$  entries among the  $m_j$  identical occurrences of  $\theta_j$  in  $\Theta^i$ . Since the selections corresponding to different breakpoints are independent, the total number of extractions in  $\Theta^i$  that give rise to the same distinct knot sequence  $\mathbf{t}^P$  is

$$m^P := \prod_{j=1}^s \binom{m_j}{\mu_j^P}.$$

This quantity therefore represents the repetition factor associated with  $\mathbf{t}^P$  in the full set of combinations. These multiplicities  $m^P$  are precisely the weights used in Algorithm 4 to factor out identical addends in the summation (3). A comprehensive procedure summarizing the reasoning developed in this section is outlined in Algorithm 5.

**Algorithm 5** Distinct combinations and their multiplicities -  $[\mathcal{T}^i, \mathcal{M}^i] = \text{knot\_combinations}(\mathbf{t}^i, p_1)$

---

**Input:**

$\mathbf{t}^i$ :  $(t_j)_{j=i+1}^{i+p} \subseteq \mathbf{t}$  local knot vector

$p_1$ : spline factor degree

**Output:**

$\mathcal{T}^i$ : collection of distinct combinations

$\mathcal{M}^i$ : multiplicities of the distinct combinations

---

- 1 Let  $\Theta^i := (\theta_1^{m_1}, \dots, \theta_s^{m_s})$  be the breakpoints in  $\mathbf{t}^i$  of multiplicities  $m_1, \dots, m_s$  with  $m_1 > 0$  and  $m_\ell \geq 0$  for  $\ell = 2, \dots, s$ ;
- 2 Initialize  $\mathcal{T}^i \leftarrow \emptyset$  and  $\mathcal{M}^i \leftarrow \emptyset$ ;
- 3 Set  $m_{\max} := \min\{p_1, m_1\}$ ;
- 4 Set  $m_{\min} := p_1 - \min\{p_1, \sum_{\ell=2}^s m_\ell\}$ ;
- if**  $\Theta^i$  has at most two breakpoints, i.e.,  $s \leq 2$  **then**
  - for**  $\mu_1 = m_{\max}, m_{\max} - 1, \dots, m_{\min}$ 
    - 5     Set  $\mu_2 = p_1 - \mu_1$ ;
    - 6     Insert  $(\theta_1^{\mu_1}, \theta_2^{\mu_2})$  in  $\mathcal{T}^i$ ;
    - 7     Insert  $\binom{m_1}{\mu_1} \binom{m_2}{\mu_2}$  in  $\mathcal{M}^i$ ;
- else**
  - for**  $\mu_1 = m_{\max}, m_{\max} - 1, \dots, m_{\min}$ 
    - 8     Let  $\widehat{\mathbf{t}}^i$  be  $\mathbf{t}^i$  with all the  $m_1$  occurrences of  $\theta_1$  removed;
    - 9     Let  $[\widehat{\mathcal{T}}^i, \widehat{\mathcal{M}}^i] = \text{knot\_combinations}(\widehat{\mathbf{t}}^i, p_1 - \mu_1)$ ;
    - 10    Concatenate  $\theta_1^{\mu_1}$  to each element of  $\widehat{\mathcal{T}}^i$ ;
    - 11    Insert the resulting knot vectors in  $\mathcal{T}^i$ ;
    - 12    Insert in  $\mathcal{M}^i$  the rescaled repetitions  $\binom{m_1}{\mu_1} \cdot \widehat{\mathcal{M}}^i$ ;

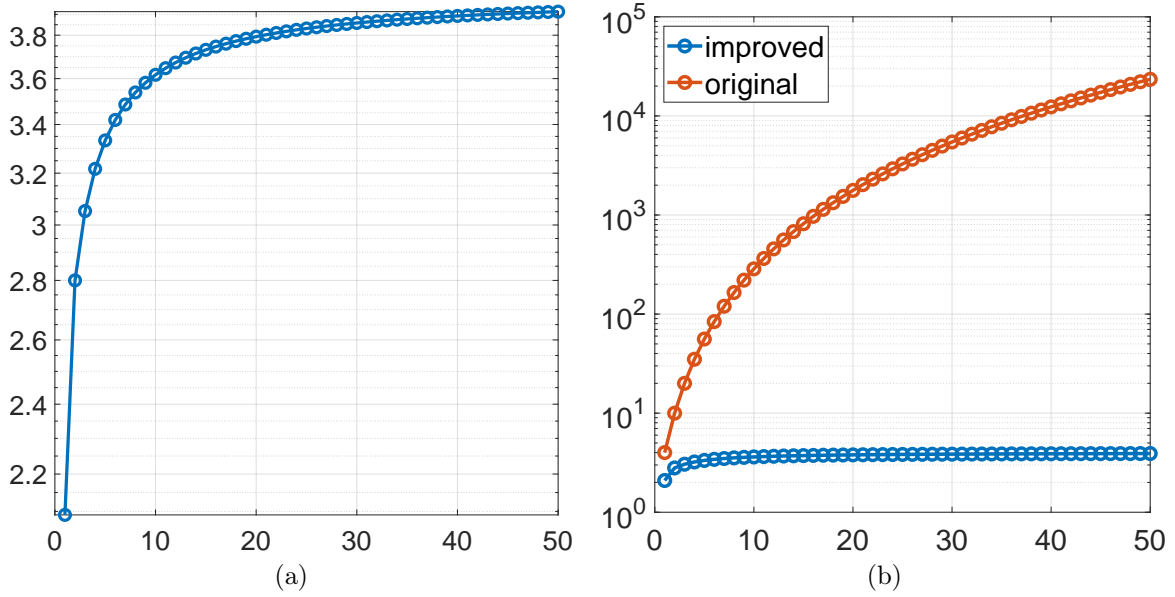


Figure 8: Comparison of the number of terms required to compute a single coefficient of the product of a fixed cubic B-spline and a polynomial of increasing degree, using Algorithm 4 and Algorithm 3. In (a), the average number of distinct terms  $\bar{\nu}$  required by the improved procedure is shown. The  $x$ -axis reports the polynomial degree, ranging from 1 to 50, while the  $y$ -axis shows the corresponding values of  $\bar{\nu}$ . In (b),  $\bar{\nu}$  is plotted together with the number of terms required by Algorithm 3 implementing the original formulation of the direct formula of Mørken (1991).

#### 4. Computational aspects and comparisons on the considered numerical tests

In this section, we compare the number of terms required to implement the direct formula (3) using the natural adaption of Algorithm 3 and its improved variant, Algorithm 4. In the former case, the number of terms is fixed and equal to  $\binom{p}{p_1}$ . In contrast, for the latter, the number of terms depends on the index  $i$  appearing in (3). To enable a meaningful comparison, we therefore consider the average number of terms, denoted by  $\bar{\nu}$ , computed over all indices  $i$ . The comparison is carried out for the test cases introduced in Section 2.

##### 4.1. Product of a fixed B-spline, or spline, and polynomials of increasing degrees

The first case analyzed, presented in Section 2.1, concerns the product of a fixed cubic B-spline with a polynomial of increasing degree  $p_2$ , ranging from 1 to 50. Figure 8 (a) reports the average number of terms  $\bar{\nu}$  required to compute a single coefficient of  $\mathbf{b} = (b_i)_{i=1}^m$  in the B-spline representation of the product spline, using the improved Algorithm 4. With the proposed procedure, fewer than four terms are required on average for all polynomial degrees considered. Figure 8 (b) shows the corresponding number of terms when the original formula is implemented via Algorithm 3. Such original implementation of Algorithm 3 requires summing a rapidly increasing number of terms in (3), a cost that is required for each index  $i = 1, \dots, m$ .

We also considered the more general case of multiplying a spline of degree  $p_1 = 3$  by a polynomial of increasing degree, and observed the same behavior: the improved procedure of Algorithm 4 consistently yields an average number of terms  $\bar{\nu}$  below four for all degrees  $p_2 = 1, \dots, 50$ , whereas implementing (3) via the natural encoding of Algorithm 3 leads to a rapidly increasing number of terms. This result is not surprising, since multiplying a single B-spline or an entire spline affects only the dimension of the product spline space  $\mathbb{S}_t^p$ , that is, the number of coefficients  $\mathbf{b} = (b_i)_{i=1}^m$  to be computed, but does not alter the number of terms appearing in the summation of (3) for each coefficient. In other words, the

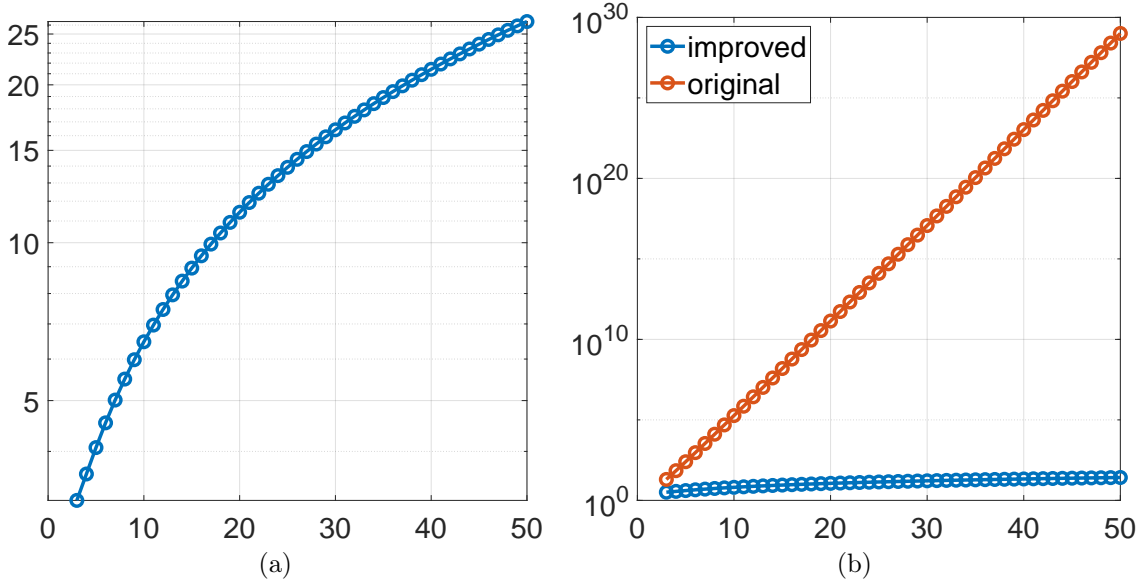


Figure 9: Comparison of the number of terms required to compute a single coefficient of the product  $B_{i,\boldsymbol{\tau}} \cdot B_{j,\boldsymbol{\tau}}$ , where both B-splines are defined on the same knot vector  $\boldsymbol{\tau}$  and have fixed smoothness ( $C^2$ ), but increasing degree. In (a), we report the mean over  $i$  of the averages over all indices  $j$  such that  $\text{supp } B_{i,\boldsymbol{\tau}} \cap \text{supp } B_{j,\boldsymbol{\tau}} \neq \emptyset$  of the number of terms  $\bar{\nu}$  required by the improved procedure. The  $x$ -axis shows the degree  $p_1 = p_2$ , ranging from 3 to 50, while the  $y$ -axis reports the corresponding values of  $\bar{\nu}$ . In (b),  $\bar{\nu}$  is plotted together with the number of terms required by Algorithm 3, which implements the original formulation of the direct formula of Mørken (1991).

factorization introduced by our procedure depends solely on the degrees  $p$ ,  $p_1$  and knot multiplicities, and is independent of  $m$ .

#### 4.2. The Galerkin isogeometric case with $p$ - and $k$ -refinements

The second test case considered in Section 2 concerns the product of two B-splines defined on the same knot vector,  $\boldsymbol{\tau}^1 = \boldsymbol{\tau}^2 = \boldsymbol{\tau}$ , and of the same degree,  $p_1 = p_2$ . We study this product as the degree  $p_1$  (and hence  $p_2$ ) varies from 3 to 50, while preserving the global  $C^2$  smoothness of the initial configuration by increasing the knot multiplicities accordingly, as required in a  $p$ -refinement setting.

For each degree  $p_1$ , the first factor is chosen as a fixed B-spline  $f = B_{i,\boldsymbol{\tau}}$ , for some index  $i \in 1, \dots, n_1$ . As the second factor, we consider all B-splines  $B_{j,\boldsymbol{\tau}}$  whose supports intersect that of  $B_{i,\boldsymbol{\tau}}$ , that is, such that  $\text{supp } B_{i,\boldsymbol{\tau}} \cap \text{supp } B_{j,\boldsymbol{\tau}} \neq \emptyset$ . Consequently, the average number of terms  $\bar{\nu}$  used in Algorithm 4 is obtained by first averaging over all such indices  $j$  for a fixed  $i$ , and then averaging over all  $i = 1, \dots, m$ . This procedure is repeated for each degree  $p_1 = p_2$ . In contrast, the implementation of Algorithm 3 always requires  $\binom{p}{p_1}$  terms, regardless of any averaging over  $j$ . The resulting comparison is shown in Figure 9 (a)–(b). In this case, the contrast between the two approaches is striking. On the one hand, the average number of terms required by the improved procedure grows very mildly, from approximately 3.3 terms when  $p_1 = p_2 = 3$  to about 26.4 when  $p_1 = p_2 = 50$ , as shown in Figure 9 (a). On the other hand, the implementation of Algorithm 3 rapidly becomes computationally infeasible: the number of terms to be summed increases from 20 in the initial case to approximately  $10^{29}$  for  $p_1 = p_2 = 50$ , as illustrated in Figure 9 (b). Moreover, this cost is incurred independently for each coefficient  $i = 1, \dots, m$ , making the approach essentially unusable in practice. This rapid growth is explained by the fact that the binomial coefficient  $\binom{n}{k}$  attains its maximum when  $k = \lceil n/2 \rceil$ , that is, at the central binomial coefficient, which behaves asymptotically, by the Stirling's approximation, like  $2^n / \sqrt{n}$  and therefore grows exponentially with  $n$ .

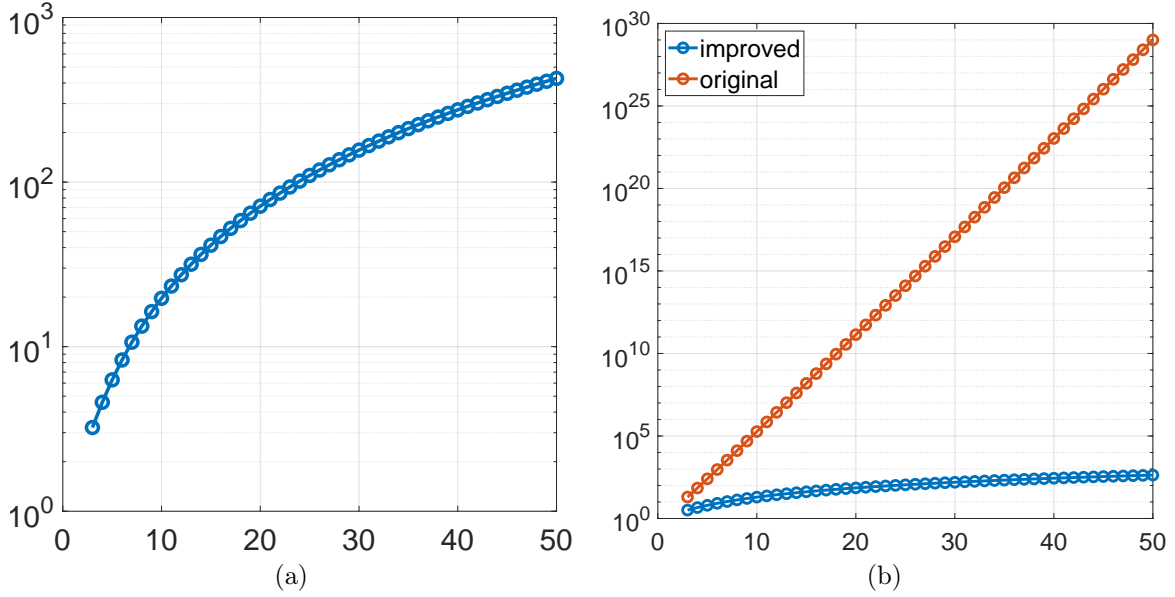


Figure 10: Comparison of the number of terms required to compute a single coefficient of the product  $B_{i,\tau} \cdot B_{j,\tau}$ , where both B-splines are defined on the same knot vector  $\tau$  and have maximal smoothness, as the degree increases. In (a), we report the mean over  $i$  of the averages over all indices  $j$  such that  $\text{supp } B_{i,\tau} \cap \text{supp } B_{j,\tau} \neq \emptyset$  of the number of terms  $\bar{\nu}$  required by the improved procedure. The  $x$ -axis shows the degree  $p_1 = p_2$ , ranging from 3 to 50, while the  $y$ -axis reports the corresponding values of  $\bar{\nu}$ . In (b),  $\bar{\nu}$  is plotted together with the number of terms required by Algorithm 3, which implements the original formulation of the direct formula of Mørken (1991).

We have also considered the  $k$ -refinement setting, in which the two B-spline factors have maximal smoothness while the degree is increased from 3 to 50. The corresponding comparison is reported in Figure 10 (a)–(b). The situation is essentially unchanged with respect to the  $p$ -refinement case. The improved procedure of Algorithm 4 requires a limited number of terms to be summed for each index  $i \in 1, \dots, m$ , for all degrees considered. In contrast, the number of terms required by Algorithm 3 still grows rapidly and makes the method unfeasible in practice.

#### 4.3. Product of splines on same knot vector and same degree

The next test concerns the multiplication of two distinct splines defined on the same knot vector,  $\tau = \tau^1 = \tau^2$ , and of equal degree,  $p_1 = p_2$ . The knot vector  $\tau$  contains five breakpoints in the interval  $[0, 1]$ , and the degree  $p_1$  (and hence  $p_2$ ) ranges from 1 to 50. The two splines  $f$  and  $g$  are assigned random coefficients uniformly distributed in  $[-1, 1]$ . Figure 11 (a)–(b) presents a comparison of the number of terms required to implement the direct formula using the two algorithms. The outcome is consistent with the case of products of two B-splines in the  $k$ -refinement setting, as shown in Figure 10. Specifically, the average number of terms to be summed using the improved Algorithm 4 remains limited, whereas the procedure implemented in Algorithm 3 becomes computationally infeasible. This behavior is expected since, as already observed in the test of Section 4.1, multiplying individual B-splines or entire splines affects only the dimension of the product spline space  $\mathbb{S}_{\mathbf{t}}^p$ , that is, the number of coefficients  $\mathbf{b} = (b_i)_{i=1}^m$  to be computed, but does not change the number of terms appearing in the summation (3) for each coefficient.

#### 4.4. Product of a fixed spline with splines on increasingly finer meshes

Finally, in the last test we consider the product of a fixed spline of degree  $p_1 = 3$ , defined on a knot vector  $\tau^1$ , with splines defined on successive refinements of  $\tau^1$ . Even when  $p_2 = 3$ , matching the degree of the first factor, the computational gain provided by the improved procedure is already significant,

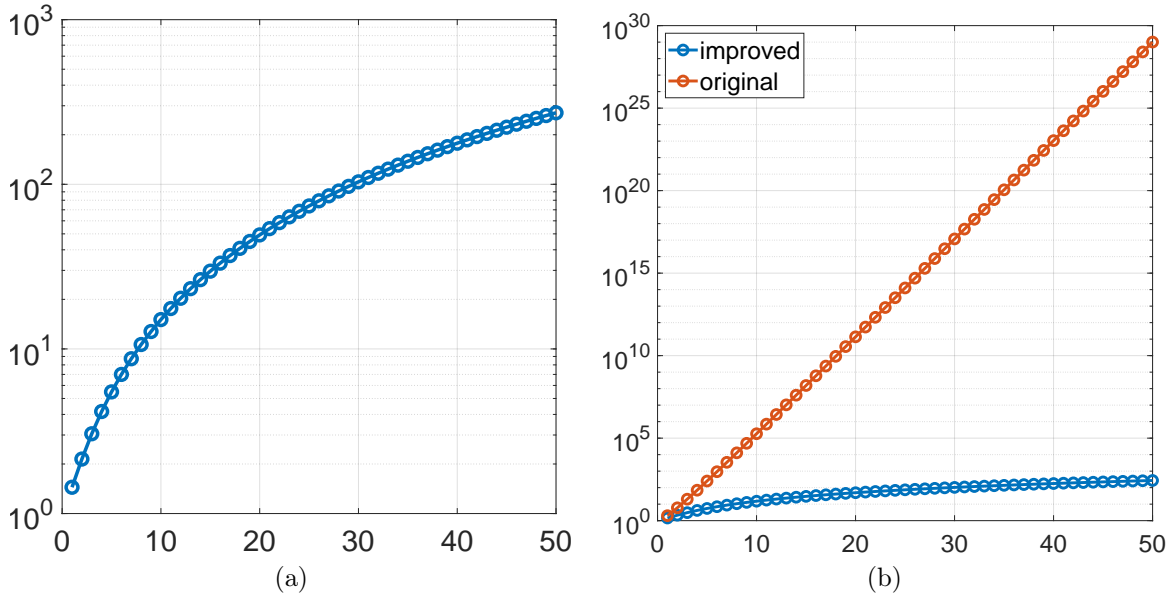


Figure 11: Comparison of the number of terms required to compute a single coefficient of the product of splines on the same knot vector  $\tau$  when increasing the degree, using Algorithm 4 and Algorithm 3. In (a), the average number of distinct terms  $\bar{\nu}$  required by the improved procedure is shown. The  $x$ -axis reports the spline degree, ranging from 1 to 50, while the  $y$ -axis shows the corresponding values of  $\bar{\nu}$ . In (b),  $\bar{\nu}$  is plotted together with the number of terms required by Algorithm 3 implementing the original formulation of the direct formula of Mørken (1991).

as shown in Figure 12 (a)–(b). The new Algorithm 4 requires, on average, fewer than four terms per B-spline coefficient for all mesh refinement levels considered. In contrast, the standard implementation of the direct formula (3) via Algorithm 3 consistently requires 20 terms, that is, more than five times as many terms per coefficient. The advantage becomes even more pronounced when the degree of the second factor is increased. For instance, when  $p_2 = 30$ , the comparison reported in Figure 13 (a)–(b) shows that the average number of terms required by Algorithm 4 stabilizes at approximately 150, whereas Algorithm 3 requires 5456 terms for all mesh levels. In this case, the original approach demands about 35 times more terms to compute a single coefficient, making the proposed procedure substantially more efficient and practically viable.

## 5. Conclusion

In this work we have revisited the direct formula of Mørken (1991) for representing spline products in the B-spline basis and shown that, when reformulated algorithmically, it yields a robust, accurate, and computationally efficient alternative to the implicit interpolation approach. By relying on the Oslo Algorithm, the computation is reduced to successive matrix–vector products with bidiagonal matrices. Then, by factoring out repeated contributions in the combinatorial sum, we achieve a substantial reduction in computational cost while preserving numerical stability.

Extensive numerical experiments confirm that the proposed algorithm remains efficient even for high polynomial degrees, where naive direct implementations of the direct formula become impractical and implicit methods suffer from severe ill-conditioning. In representative test cases, the procedure is often superior in accuracy by several orders of magnitude compared to the interpolation approach.

Several directions remain open for future research. First, while the algorithm exhibits an intrinsic parallel structure, both across spline coefficients and across distinct knot combinations, a systematic investigation of parallel and high-performance implementations, including shared-memory architectures,

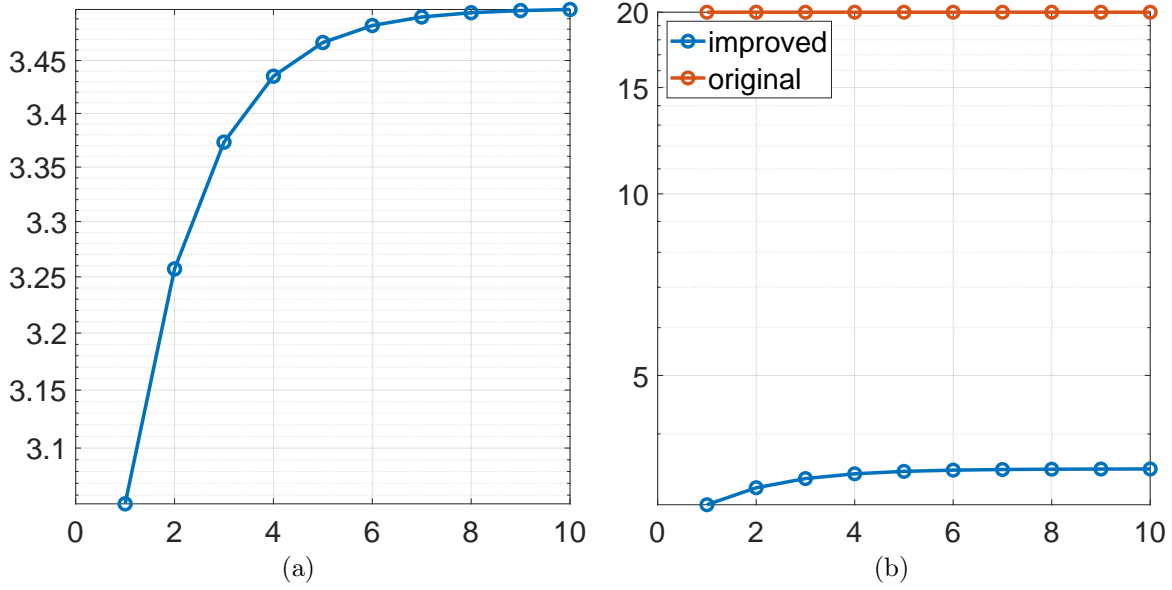


Figure 12: Comparison of the number of terms required to compute a single coefficient of the product of cubic splines, using Algorithm 4 and Algorithm 3. One of them is defined on a fixed knot vector  $\boldsymbol{\tau}^1$  of 5 uniform breakpoints. The other knot vector  $\boldsymbol{\tau}^2$  changes: it is composed of  $2^n + 3$  uniform breakpoints, with  $n = 1, \dots, 10$ . In (a), the average number of distinct terms  $\bar{\nu}$  required by the improved procedure is shown. On the  $x$ -axis the mesh step size parameter  $n$  from 1 to 10, while the  $y$ -axis shows the corresponding values of  $\bar{\nu}$ . In (b),  $\bar{\nu}$  is plotted together with the number of terms required by Algorithm 3 implementing the original formulation of the direct formula of Mørken (1991).

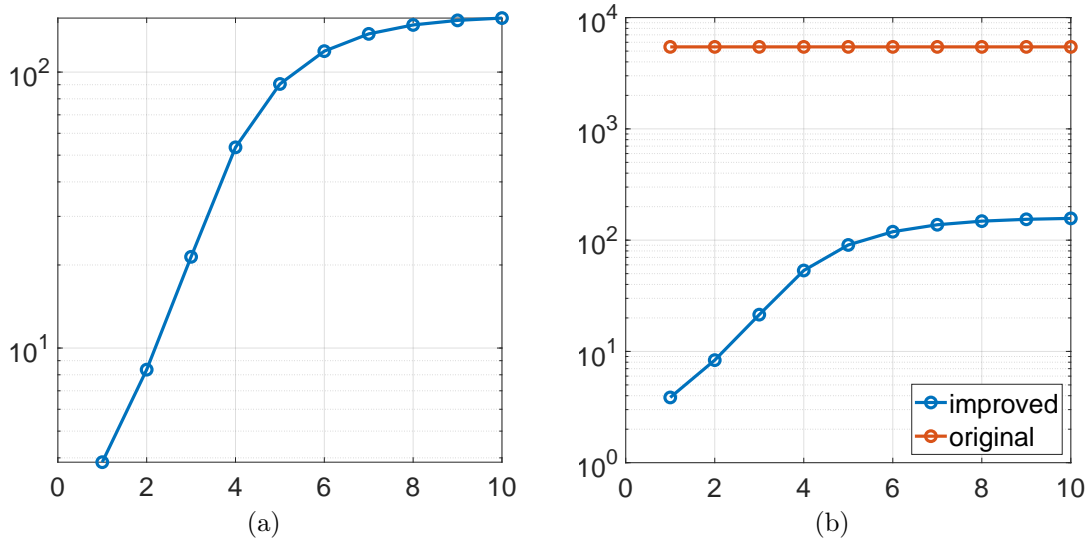


Figure 13: Comparison of the number of terms required to compute a single coefficient of the product of cubic spline with a spline of degree 30, using Algorithm 4 and Algorithm 3. The former is defined on a fixed knot vector  $\boldsymbol{\tau}^1$  of 5 uniform breakpoints. The other knot vector  $\boldsymbol{\tau}^2$  changes: it is composed of  $2^n + 3$  uniform breakpoints, with  $n = 1, \dots, 10$ . In (a), the average number of distinct terms  $\bar{\nu}$  required by the improved procedure is shown. On the  $x$ -axis the mesh step size parameter  $n$  from 1 to 10, while the  $y$ -axis shows the corresponding values of  $\bar{\nu}$ . In (b),  $\bar{\nu}$  is plotted together with the number of terms required by Algorithm 3 implementing the original formulation of the direct formula of Mørken (1991).

is of clear interest for scalability. Second, a deeper theoretical analysis of the computational complexity of the improved procedure, including sharp bounds and average-case estimates, would further clarify its advantages over blossoming-based and implicit approaches. Third, it would be of interest to establish direct formulations for other fundamental spline operations, such as the composition of splines, and extend the direct-versus-implicit comparison carried out in this work. Finally, adaptive variants of the algorithm, in which negligible contributions to the computation of the product B-spline coefficients are automatically dismissed, represent a possible direction for further reducing computational effort in large-scale applications.

Overall, the results of this work suggest that direct spline products, long regarded as theoretically elegant but practically cumbersome, can in fact be implemented in a simple, efficient, and robust manner, making them a viable and attractive tool for a wide range of spline-based numerical methods.

## Acknowledgments

This work has been supported by the MUR Excellence Department Project MatMod@TOV (CUP E83C23000330006) awarded to the Department of Mathematics of the University of Rome Tor Vergata. The authors are members of *Gruppo Nazionale per il Calcolo Scientifico* of the Italian *Istituto Nazionale di Alta Matematica “Francesco Severi”* (GNCS-INdAM). The INdAM support through GNCS-2025 annual projects is gratefully acknowledged.

## References

- de Boor, C., 1978. A practical guide to splines. volume 27 of *Applied Mathematical Sciences*. Springer-Verlag, New York-Berlin.
- Bracco, C., Patrizi, F., Sestini, A., 2025. A Smoothly Varying Quadrature Approach for 3D IgA-BEM Discretizations: Application to Stokes Flow Simulations. [arXiv:2511.19006](https://arxiv.org/abs/2511.19006).
- Chen, X., Riesenfeld, R.F., Cohen, E., 2009. An algorithm for direct multiplication of B-splines. *IEEE transactions on automation science and engineering* 6, 433–442.
- Cohen, E., Lyche, T., Riesenfeld, R., 1980. Discrete B-splines and subdivision techniques in computer-aided geometric design and computer graphics. *Computer graphics and image processing* 14, 87–111.
- Cottrell, J.A., Hughes, T.J.R., Reali, A., 2007. Studies of refinement and continuity in isogeometric structural analysis. *Comput. Methods Appl. Mech. Engrg.* 196, 4160–4183. doi:10.1016/j.cma.2007.04.007.
- Degli Esposti, B., Falini, A., Kanduč, T., Sampoli, M.L., Sestini, A., 2023. IgA-BEM for 3D Helmholtz problems using conforming and non-conforming multi-patch discretizations and B-spline tailored numerical integration. *Comput. Math. Appl.* 147, 164–184. URL: <https://doi.org/10.1016/j.camwa.2023.07.012>, doi:10.1016/j.camwa.2023.07.012.
- Farouki, R.T., 2012. The Bernstein polynomial basis: a centennial retrospective. *Comput. Aided Geom. Design* 29, 379–419. URL: <https://doi.org/10.1016/j.cagd.2012.03.001>, doi:10.1016/j.cagd.2012.03.001.
- Hughes, T.J.R., Cottrell, J.A., Bazilevs, Y., 2005. Isogeometric analysis: CAD, finite elements, NURBS, exact geometry and mesh refinement. *Comput. Methods Appl. Mech. Engrg.* 194, 4135–4195. URL: <https://doi.org/10.1016/j.cma.2004.10.008>, doi:10.1016/j.cma.2004.10.008.



- Lee, E.T.Y., 1994. Computing a chain of blossoms, with application to products of splines. *Comput. Aided Geom. Design* 11, 597–620. URL: [https://doi.org/10.1016/0167-8396\(94\)90054-X](https://doi.org/10.1016/0167-8396(94)90054-X), doi:10.1016/0167-8396(94)90054-X.
- Lyche, T., 1988. Note on the Oslo algorithm. *Computer-aided design* 20, 353–355.
- Lyche, T., Manni, C., Speleers, H., 2018. Foundations of spline theory: B-splines, spline approximation, and hierarchical refinement, in: *Splines and PDEs: from approximation theory to numerical linear algebra*. Springer, Cham. volume 2219 of *Lecture Notes in Math.*, pp. 1–76.
- Lyche, T., Mørken, K., 1986. Making the Oslo algorithm more efficient. *SIAM J. Numer. Anal.* 23, 663–675. URL: <https://doi.org/10.1137/0723042>, doi:10.1137/0723042.
- Lyche, T., Mørken, K., 2018. *Spline Methods Draft*.
- Manni, C., Speleers, H., 2016. Standard and non-standard CAGD tools for isogeometric analysis: a tutorial, in: *Isogeometric analysis: a new paradigm in the numerical approximation of PDEs*. Springer, [Cham]. volume 2161 of *Lecture Notes in Math.*, pp. 1–69.
- Mørken, K., 1991. Some identities for products and degree raising of splines. *Constr. Approx.* 7, 195–208. URL: <https://doi.org/10.1007/BF01888153>, doi:10.1007/BF01888153.
- Piegl, L., Tiller, W., 1997. Symbolic operators for NURBS. *Computer-Aided Design* 29, 361–368.
- Press, W.H., Teukolsky, S.A., Vetterling, W.T., Flannery, B.P., 2007. *Numerical Recipes: The Art of Scientific Computing*. 3rd ed., Cambridge University Press, Cambridge, UK.
- Schoenberg, I.J., Whitney, A., 1953. On Pólya frequency functions. III. The positivity of translation determinants with an application to the interpolation problem by spline curves. *Trans. Amer. Math. Soc.* 74, 246–259. URL: <https://doi.org/10.2307/1990881>, doi:10.2307/1990881.
- Schumaker, L.L., 2007. *Spline functions: basic theory*. Cambridge Mathematical Library. third ed., Cambridge University Press, Cambridge. URL: <https://doi.org/10.1017/CB09780511618994>, doi:10.1017/CBO9780511618994.
- Ueda, K., 1994. Multiplication as a general operation for splines, in: *Curves and surfaces in geometric design (Chamonix-Mont-Blanc, 1993)*. A K Peters, Wellesley, MA, pp. 475–482.