

Recursive Manifold Coherence: A Geometric Framework for Deadtime Recovery in Distributed Trigger Systems

Thammarat Yawisit^{1,*}, Pittaya Pannil¹

¹School of Engineering, King Mongkut's Institute of Technology Ladkrabang (KMITL), Thailand

*Corresponding author: 65010454@kmitl.ac.th / tyawisit@icecube.wisc.edu

Abstract

Large-scale neutrino observatories operate under unavoidable detector deadtime and signal pile-up, leading to systematic inefficiencies in conventional coincidence-based trigger systems. Such triggers typically rely on binary temporal windows and assume continuous sensor availability, causing partial or complete loss of correlated signal information during non-live intervals. We introduce Recursive Manifold Coherence (RMC), a geometric framework that reformulates distributed trigger logic as a continuous state estimation problem in a low-dimensional information space defined by correlated charge and timing observables. Instead of applying hard vetoes during deadtime, the proposed method employs a recursive update rule that propagates a coherence state across sensor nodes, allowing partially obscured signals to be retained and evaluated consistently. Using simulation studies representative of large optical detector arrays, we demonstrate that RMC successfully recovers event-level coherence for high-multiplicity topologies even when direct coincidence chains are broken. By treating the detector response as a smooth manifold rather than discrete hits, the framework achieves superior robustness against data fragmentation compared to standard binary logic. The framework is detector-agnostic and compatible with software-defined trigger pipelines, providing a flexible foundation for deadtime-aware analysis and triggering strategies in future distributed detector systems.

Keywords: deadtime; pile-up; distributed trigger; information geometry; recursive state estimation; software-defined triggering.

1 Introduction

1.1 High-rate instrumentation and trigger-level information loss

Next-generation neutrino observatories and large distributed optical arrays are designed to operate in extreme high-rate environments, where online systems must sustain continuous streaming readout under strict bandwidth, latency, and reliability constraints [1, 5, 6, 26]. As detector size and channel count scale upward, front-end electronics inevitably encounter finite digitizer bandwidth, buffering limits, saturation effects, and rate-dependent veto or reset logic, introducing unavoidable *detector deadtime* [7, 27]. In parallel, dense local activity leads to significant *signal pile-up* and overlap in high-occupancy regimes [9].

These effects are not rare failure modes or pathological edge cases. Rather, they are intrinsic consequences of scaling readout throughput, sensor multiplicity, and real-time processing complexity [1, 6, 25]. As a result, the limiting factor in physics reach increasingly shifts from offline reconstruction capability to *information loss at the trigger level* [5, 6]. Signals are not lost because they are irrecoverable in principle, but because trigger logic is forced to operate on incomplete or temporarily unavailable observations under real-time constraints [6, 26].

When parts of the detector are non-live, valuable correlated information may be discarded before higher-level reconstruction or filtering stages ever see it [1, 6]. This work addresses this trigger-layer information loss directly, focusing on algorithmic strategies that remain compatible with realistic hardware, firmware,

and streaming-system constraints [5, 6, 25, 32].

1.2 Why binary coincidence logic breaks under deadtime

Most existing online trigger systems rely on binary coincidence logic: an event is declared if a sufficient number of channels satisfy a temporal overlap condition, for example $|t_i - t_j| < \Delta t$ within a predefined window [2–4, 6]. This abstraction compresses detector response into discrete hit times and implicitly assumes continuous sensor availability during the relevant decision interval.

When detector deadtime overlaps a true physical event, this assumption fails. Coincidence chains fragment, effective multiplicity is underestimated, and correlated spatio-temporal structure is reduced to isolated or sub-threshold hits [6, 7]. In the extreme case, a genuinely high-multiplicity or extended event becomes statistically indistinguishable from background noise because the correlation evidence is broken into disconnected pieces [22, 29].

Crucially, this limitation is conceptual rather than technological. Deadtime is treated as a hard logical zero that erases accumulated evidence, rather than as a period of missing observations with predictable growth of uncertainty [7, 10, 11, 27]. As a consequence, coincidence-based triggers fail precisely in the regimes where robustness is most critical: high-rate, high-occupancy operation with intermittent sensor availability [2, 6, 25, 26].

1.3 Recursive Manifold Coherence: continuity over discreteness

Recursive Manifold Coherence (RMC) addresses this limitation by reformulating distributed triggering as

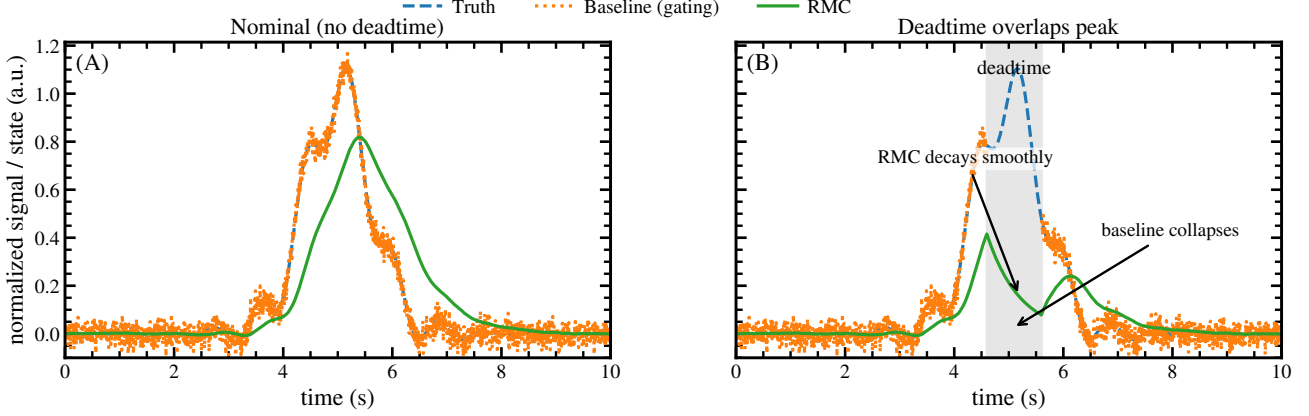


Figure 1: Deadtime-bridging visualization. (A) Nominal operation without deadtime: baseline coincidence logic and RMC track the underlying truth. (B) Deadtime overlapping the signal peak: baseline coincidence collapses, while RMC propagates a coherence estimate with controlled decay across the non-live interval and re-locks when observations resume. Shaded region indicates detector deadtime.

a problem of *stateful information aggregation* under intermittent observation [6, 25, 27]. Instead of collapsing network evidence into discrete coincidence windows, RMC maintains a low-dimensional *coherence state* that summarizes correlated charge and timing information across sensor nodes [21, 22, 28].

The coherence state evolves through a simple first-order recursive update, closely related to exponential smoothing, IIR filtering, and minimal state estimation in the sense of a stable linear predictor with bounded memory [10–12, 14]. When channels are live, new observations reinforce the state. When deadtime occurs, validated input is suppressed, but the state persists with controlled decay rather than resetting to zero [10, 11, 14, 27]. In this formulation, deadtime corresponds to increasing uncertainty, not immediate information loss [7, 10].

The geometry underlying RMC is intentionally statistical rather than physical. Distances and norms are defined by correlation structure, covariance, or information-based weighting, providing a quantitative measure of how consistently the observed signals support a coherent event hypothesis [19, 20, 22]. This perspective aligns naturally with an information-metric view, where distinguishability is encoded through uncertainty-weighted geometry rather than purely Euclidean feature space [18, 19]. By replacing discrete coincidence logic with a continuously evolving internal state, RMC allows correlated structure to be retained, propagated, and evaluated even when direct temporal overlaps are temporarily broken [6, 25, 29].

1.4 Contributions

This work introduces a simplicity-first, detector-agnostic framework for deadtime-aware triggering [5, 6]:

C1. Recursive deadtime bridging: a streaming coherence state that propagates through non-live intervals using a stable first-order update, without buffering full waveform history or reconstructing

coincidence chains [6, 10, 14, 27].

C2. Correlation-based state representation: a minimal estimator that captures network-level charge and timing correlation, with uncertainty naturally increasing during deadtime [7, 21, 22, 28].

C3. Trigger-ready decision logic: a scalar coherence score designed for direct integration with software-defined trigger pipelines and high-throughput instrumentation systems [5, 6, 24, 25, 32].

2 RMC framework: state, correlation geometry, and recursion

2.1 Signal features, liveness, and validated observations

We consider a distributed detector network in which each sensor node i produces a compact feature vector $\mathbf{y}_i[k] \in \mathbb{R}^d$ at discrete time index k . Typical features include integrated charge, leading-edge or centroid timing, time residuals with respect to a reference hypothesis, or other low-dimensional waveform descriptors extracted at the front end and streamed into online decision logic [1, 5, 6]. Such feature representations are standard in modern trigger systems, where raw waveforms cannot be buffered indefinitely and must be reduced to compact summaries under strict latency constraints [25].

Due to finite readout bandwidth, saturation, buffering limits, or veto and reset logic, feature availability is intermittent. We encode channel liveness using a binary indicator $L_i[k] \in \{0, 1\}$, where $L_i[k] = 1$ denotes a valid (live) observation and $L_i[k] = 0$ denotes detector deadtime [7, 25]. The corresponding *validated observation* is defined as

$$\mathbf{u}_i[k] := L_i[k]\mathbf{y}_i[k], \quad (2.1)$$

which suppresses invalid inputs at the feature level without introducing hard logical resets in the downstream trigger logic.

This construction aligns naturally with standard treat-

ments of missing or censored measurements in streaming estimators and state-space models [10–12, 27]. In RMC, deadtime is treated explicitly as missing data: new information is unavailable, but previously accumulated evidence is preserved and propagated through the internal state. This interpretation contrasts with conventional coincidence logic, where non-liveness is implicitly mapped to physical silence and accumulated evidence is discarded [6, 7].

2.2 Correlation geometry: distance as statistical confidence

RMC represents network-level consistency using correlation structure rather than discrete coincidence [6, 22, 29]. Let $\theta \in \Theta$ parameterize a low-dimensional description of correlated detector response, such as an effective timing offset, a charge scale, or a compact event descriptor. We assume a local statistical model $p(\mathbf{u} | \theta)$ and define distances in parameter space through an information-based metric

$$d\Theta^2 = G_{ij}(\theta) d\theta^i d\theta^j. \quad (2.2)$$

In this formulation, $G_{ij}(\theta)$ plays the role of a *confidence or weighting matrix*, quantifying how strongly the available observations constrain different directions in parameter space. Depending on the detector and feature set, the metric may be instantiated as a Fisher information matrix, a covariance-derived inverse metric, or a correlation-weighted approximation [18–20]. No specific parametric form is assumed in the abstract framework; only positive semi-definiteness and locality are required.

The geometry is explicitly statistical rather than physical. Distances measure how easily two hypotheses can be distinguished given the current data, and anisotropy reflects unequal sensitivity to timing versus charge perturbations [18, 20]. When channels enter deadtime, the effective information content is reduced, leading to weaker constraints and increased uncertainty [7]. This degradation is absorbed smoothly into the metric, providing a continuous description of information loss without introducing discontinuities in the trigger logic or decision process [6, 25].

2.3 Recursive coherence state: a minimalist state estimator

Network-level correlation is summarized by a low-dimensional *coherence state* $\mathbf{x}[k] \in \mathbb{R}^m$. The state evolves according to a linear recursive update,

$$\mathbf{x}[k] = \mathbf{A}\mathbf{x}[k-1] + \mathbf{B}\mathbf{u}[k], \quad (2.3)$$

where $\mathbf{u}[k]$ denotes an aggregated input constructed from the set $\{\mathbf{u}_i[k]\}$ (e.g. pooling, weighted summation, or a compact embedding of validated features) [6, 22, 29].

The matrix \mathbf{A} controls temporal persistence of coherence, while \mathbf{B} determines how new observations update the state. A particularly simple and practical choice is $\mathbf{A} = \rho\mathbf{I}$ with $\rho \in (0, 1)$, which yields exponential memory. This form is equivalent to a first-order infinite impulse response (IIR) filter [14] and closely related to exponential smoothing or a minimal Kalman-style

predictor with bounded memory [10–12]. Its simplicity makes it well suited for fixed-point arithmetic and resource-bounded real-time implementation in firmware or streaming software [17, 24, 25].

The update law is intentionally minimalist. The state dimension m is chosen to capture only the information relevant for trigger decisions, such as effective charge accumulation or timing consistency across channels. This reduction removes unnecessary degrees of freedom, improves numerical stability, and supports bounded-latency operation in high-rate streaming pipelines [6, 25, 26].

Remark 2.1 (Deadtime bridging by state propagation). *When many channels are non-live so that $\mathbf{u}[k] \approx \mathbf{0}$, equation (2.3) reduces to $\mathbf{x}[k] = \mathbf{A}\mathbf{x}[k-1]$. Rather than resetting, the coherence state decays smoothly, representing increasing uncertainty instead of immediate information loss [7, 10, 11, 27]. This mechanism allows correlated structure to persist across deadtime gaps without requiring explicit coincidence recovery.*

2.4 Trigger statistic and decision rule

Trigger decisions are formed from a scalar functional of the coherence state,

$$\mathcal{G}[k] := \phi(\mathbf{x}[k]), \quad (2.4)$$

where $\phi(\cdot)$ may be chosen as a likelihood proxy, a correlation-weighted norm, or a covariance- or eigenmode-based score [21, 22, 28]. The specific form of ϕ is detector-dependent, but the state update and decision logic remain unchanged across implementations [6].

A minimal decision rule is

$$\mathcal{G}[k] > \Gamma \Rightarrow \text{declare coherent episode.}$$

Because the coherence state propagates through deadtime, $\mathcal{G}[k]$ can exceed threshold even when direct coincidence chains are broken, enabling recovery of high-multiplicity or partially obscured event topologies under realistic operating conditions [6, 7, 29].

3 Implementation view

3.1 Pipeline placement and system integration

Recursive Manifold Coherence is designed as a lightweight, self-contained module that integrates naturally into software-defined trigger pipelines and FPGA-assisted front-end architectures [5, 6, 24]. In a typical deployment, RMC is placed downstream of low-level feature extraction and upstream of the final trigger decision, mirroring the modular layering adopted in modern online systems for large-scale detectors [1, 3, 4].

Crucially, RMC operates exclusively on compact feature vectors rather than raw waveforms. This design choice is essential for sustaining high trigger rates under strict bandwidth and latency constraints, where full waveform buffering is infeasible beyond the front-end processing stage [1, 6, 25]. Channel liveness enters explicitly as an input to the state update, so detector

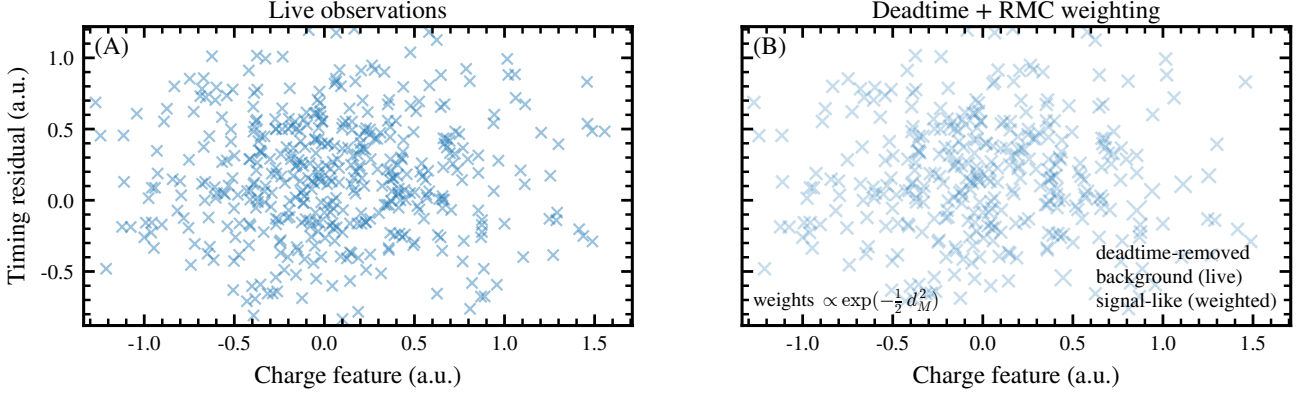


Figure 2: Feature-space geometry induced by RMC weighting. (A) Live observations in the raw charge–timing feature space. (B) Effective geometry after deadtime-aware RMC weighting, where statistically consistent signal-like structure is enhanced while background and deadtime-removed observations are suppressed. Distances reflect statistical distinguishability rather than physical separation.

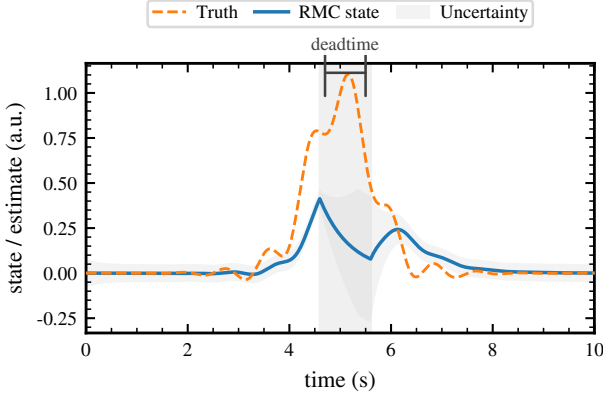


Figure 3: Evolution of the RMC coherence state and associated uncertainty. During detector deadtime (shaded region), validated input is suppressed and the state propagates according to the recursive update law, exhibiting controlled decay and uncertainty growth. When observations resume, the state rapidly re-locks to the underlying trajectory.

deadtime is handled algorithmically rather than through pipeline-level vetoes, resets, or special control paths.

Operationally, non-live intervals do not interrupt pipeline flow. Instead, they suppress new validated input while the internal coherence state continues to evolve according to the recursive update law. As a result, trigger-layer information loss due to deadtime is transformed into controlled uncertainty growth within the state representation, preserving temporal continuity and simplifying system-level integration in real-time environments [6, 25]. This behavior contrasts sharply with coincidence-based logic, where deadtime often induces implicit control-flow changes and brittle edge-case handling.

3.2 Computational complexity and resource footprint

The recursive update law requires no access to full event history or multi-channel buffering. For a coherence

state of dimension m , the per-sample computational cost scales as $O(m^2)$ in the general case and reduces to $O(m)$ when the state transition matrix is diagonal (e.g. $\mathbf{A} = \rho \mathbf{I}$). Memory usage is limited to the current state vector and a small set of coefficients, making the method well suited for continuous streaming operation in resource-constrained environments [6, 25, 26].

This bounded and predictable complexity contrasts with coincidence-based trigger schemes, which must buffer and compare hits across multiple channels and sliding time windows [2–4]. Such schemes often exhibit rate-dependent latency, increased memory pressure, and degraded determinism under pile-up conditions. By construction, RMC maintains a fixed per-sample cost, ensuring stable latency and resource usage even in high-rate or high-occupancy regimes [6, 25].

3.3 Firmware and software realizations

The linear recursion underlying RMC admits a direct implementation in fixed-point arithmetic, allowing deployment in FPGA firmware alongside existing front-end processing blocks [17, 24]. The commonly used exponential persistence form ($\mathbf{A} = \rho \mathbf{I}$) corresponds to a first-order IIR filter, a structure that is well understood in digital signal processing and amenable to timing closure, resource budgeting, and formal verification [14, 17].

The same algorithmic core is equally suitable for software implementations in CPU- or GPU-based trigger farms, as commonly used in modern software-defined trigger systems [5, 6]. The clean separation between feature extraction, state update, and trigger scoring allows detector-specific customization (e.g. feature definitions, weighting strategies, or decision thresholds) without modification of the core recursion. In this sense, RMC functions as a drop-in coherence estimation module that adds deadtime awareness to heterogeneous trigger stacks without requiring redesign of existing system architectures.

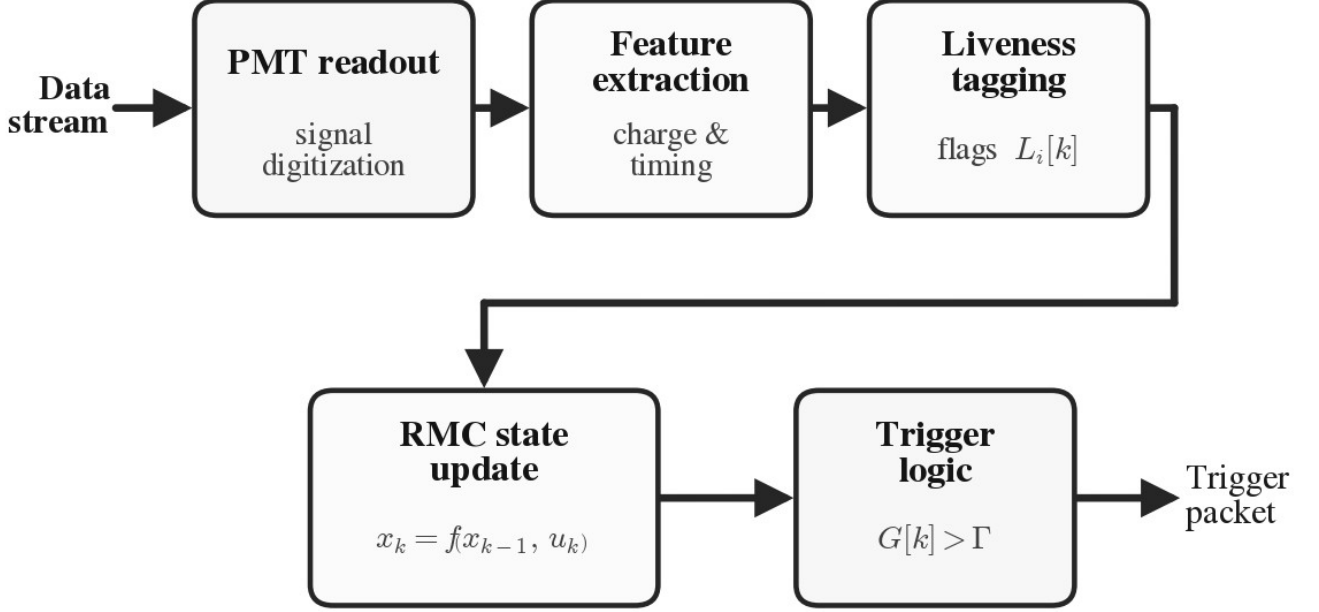


Figure 4: Integration of Recursive Manifold Coherence into a streaming trigger pipeline. RMC operates on compact charge and timing features with explicit liveness tagging, enabling deadtime-aware coherence estimation without buffering raw waveforms. The recursive state update runs at fixed cost per sample and feeds a trigger decision based on a scalar coherence score.

4 Performance evaluation

4.1 Event recovery under deadtime

Figure 6 quantifies the impact of detector deadtime on trigger-level event recovery. As the deadtime probability increases, conventional coincidence-based trigger logic exhibits a rapid loss of efficiency. This degradation arises from fragmentation of temporal overlap chains and the resulting underestimation of effective event multiplicity [6, 7]. Because coincidence logic is stateless, non-live channels are interpreted as physically silent, and partially correlated evidence is discarded rather than accumulated.

In contrast, Recursive Manifold Coherence exhibits a markedly slower efficiency roll-off with increasing deadtime. Missing observations are handled through state propagation with controlled decay, so previously accumulated correlation evidence continues to contribute to the trigger statistic instead of being reset [10, 11]. As a result, RMC retains sensitivity to high-multiplicity and spatially extended event topologies even when direct coincidence conditions are intermittently violated.

The difference reflects a fundamental distinction in trigger philosophy. Coincidence logic collapses correlation evidence into instantaneous binary decisions, whereas RMC maintains a bounded-memory representation of network-level coherence. Trigger-layer information loss is therefore gradual rather than abrupt, leading to improved robustness in high-rate, deadtime-dominated operating regimes.

4.2 Deadtime-bridging visualization

A central qualitative validation artifact for Recursive Manifold Coherence is the *deadtime-bridging visualization*, which explicitly exposes trigger behavior during non-live intervals. The plot displays three elements on a common time axis: (i) a reference or truth trajectory (dashed), (ii) a deadtime interval during which no validated observations are available, and (iii) the RMC coherence state propagated through the gap (solid).

This visualization highlights the operational contrast between coincidence-based triggering and stateful coherence estimation. In coincidence logic, loss of temporal overlap produces no explicit diagnostic: the trigger simply fails to fire, and partial correlation information is silently discarded [6]. In contrast, RMC exhibits deterministic and observable behavior throughout the deadtime interval. When validated input is absent, the coherence state evolves according to the recursive update law, exhibiting controlled decay that reflects increasing uncertainty rather than a hard reset [7, 10].

When observations resume, the state re-locks smoothly to incoming evidence without requiring simultaneous hits across channels. The propagated estimate remains consistent with the reference trajectory within the expected uncertainty envelope, despite the temporary absence of direct coincidence information. This behavior demonstrates that RMC preserves the continuity of correlated structure, rather than enforcing artificial segmentation at deadtime boundaries.

Taken together, the efficiency curve and the deadtime-bridging visualization provide complementary quantitative and qualitative evidence for the central claim of

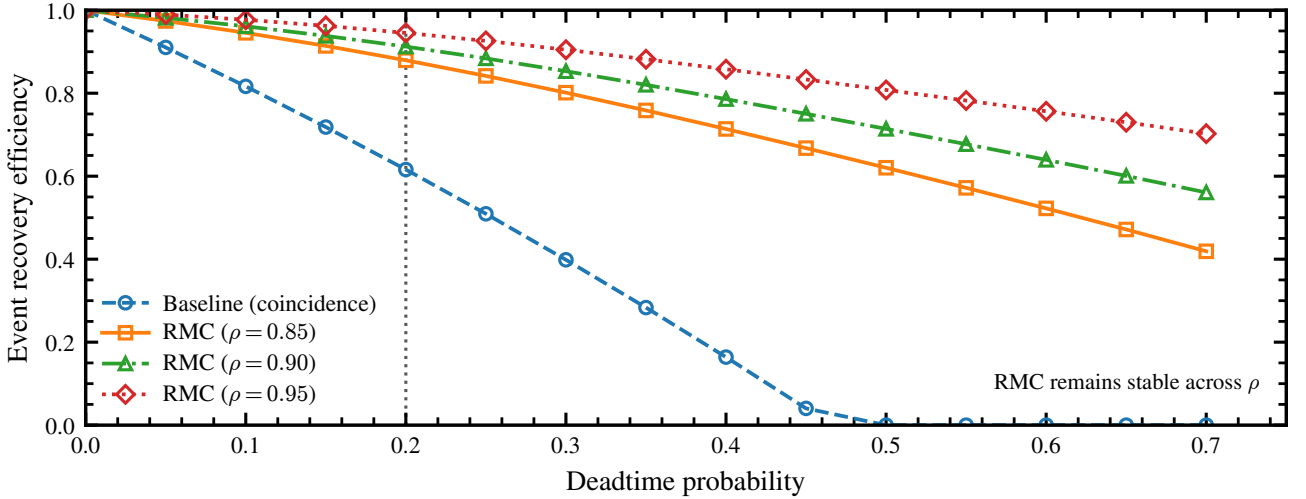


Figure 5: Event recovery efficiency as a function of deadtime probability for different persistence parameters ρ . RMC remains stable across a wide range of ρ values, while baseline coincidence logic rapidly degrades.

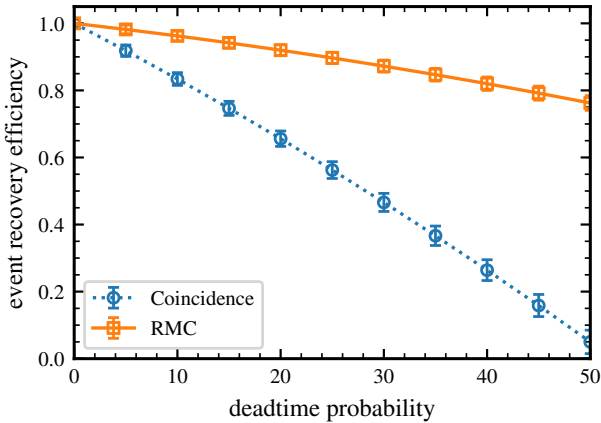


Figure 6: Event recovery efficiency as a function of deadtime probability.

RMC: coherent structure can be retained, propagated, and evaluated under detector deadtime, precisely in the regimes where conventional coincidence-based trigger logic tends to fragment or discard events [21, 22].

5 Conclusion

This work has introduced *Recursive Manifold Coherence* (RMC), a simplicity-first framework for deadtime-aware triggering in large, distributed detector arrays. The central idea is to replace binary coincidence logic—which implicitly assumes continuous sensor availability—with a *stateful* trigger representation that preserves correlated evidence over time. By explicitly incorporating channel liveness, non-live intervals are treated as *missing observations* rather than hard logical vetoes, preventing premature loss of partially obscured coherence.

Methodologically, RMC represents network-level consistency through a low-dimensional *coherence state* updated by a stable first-order recursion. This update law is equivalent to an IIR-like streaming estimator: when validated observations are available, the state is

reinforced by new evidence; when detector deadtime occurs, input is suppressed but the state propagates with controlled decay, representing increasing uncertainty instead of immediate information loss. A correlation-centric geometry, implemented through an information- or weighting-based metric, provides an interpretable measure of statistical distinguishability while remaining lightweight and implementation-oriented.

From a systems perspective, RMC is designed as a drop-in module for modern trigger architectures. It operates exclusively on compact charge-timing features, has bounded and predictable per-sample computational cost, and admits straightforward realization in fixed-point FPGA firmware as well as CPU- or GPU-based software triggers. The clean separation between feature extraction, liveness tagging, recursive state update, and trigger scoring enables integration into software-defined pipelines without introducing special-case control paths for deadtime handling.

Performance studies demonstrate that RMC degrades more gracefully than baseline coincidence logic as deadtime probability increases. Event-recovery efficiency exhibits a slower roll-off under deadtime, consistent with the intended mechanism: correlated structure is retained within the internal state even when direct coincidence chains fragment. Complementary visual diagnostics further illustrate this behavior, showing continuous state propagation with uncertainty growth across non-live intervals and rapid re-locking when observations resume.

In summary, Recursive Manifold Coherence provides a detector-agnostic and scalable pathway to deadtime-aware triggering. By converting trigger-level information loss into controlled uncertainty growth, it preserves partially obscured coherence while remaining compatible with real-time constraints and high-rate operation in next-generation distributed observatories.

6 Limitations and Future Work

While Recursive Manifold Coherence provides a robust and implementation-oriented framework for deadtime-aware triggering, several limitations and open directions remain.

First, the present study focuses on controlled simulation scenarios designed to isolate the impact of detector deadtime on trigger-level information retention. Although these scenarios are representative of high-rate operation in large optical detector arrays, they do not yet capture the full complexity of realistic detector environments. Effects such as spatially heterogeneous noise rates, correlated backgrounds, afterpulsing, and time-dependent calibration drifts are not explicitly modeled. Extending the evaluation to full detector simulations and experimental data will be necessary to quantify absolute performance gains under operational conditions.

Second, the current formulation adopts a minimal linear recursion with a fixed persistence parameter ρ . This design choice is intentional, prioritizing numerical stability, interpretability, and suitability for real-time implementation. However, it does not allow dynamic adaptation to changing detector states, background conditions, or event topologies. Future work may explore adaptive or state-dependent persistence schemes, or low-rank extensions of the coherence state, provided that bounded computational cost and deterministic trigger behavior can be preserved.

Third, the coherence metric and trigger statistic are treated in a generic manner. While the RMC framework is detector-agnostic by construction, optimal choices of feature embeddings, weighting matrices, and scoring functionals will depend on detector geometry, sensor response characteristics, and the targeted physics channels. A systematic study of metric design, calibration strategies, and robustness to mis-modeling constitutes an important direction for detector-specific deployment.

Finally, although the recursive update law is well suited for fixed-point FPGA realization and real-time software execution, this work does not yet include a detailed hardware resource, latency, or power analysis. Future efforts will focus on firmware prototypes, hardware-in-the-loop validation, and integration studies with existing trigger stacks to assess timing closure, numerical stability, and robustness under sustained high-rate operation.

Taken together, these limitations outline a clear pathway for scaling RMC from a conceptual and simulation-level framework into a fully validated trigger component for next-generation distributed observatories.

Acknowledgements

The author thanks colleagues and collaborators for valuable discussions on trigger architectures, detector deadtime, and online systems in large-scale astroparticle experiments. This work was developed in the context of ongoing studies on high-rate optical detector instrumentation and software-defined triggering.

The author acknowledges institutional support from

King Mongkut's Institute of Technology Ladkrabang (KMITL). Parts of the conceptual framework were informed by publicly available documentation and open data products from the IceCube Collaboration. Any opinions, findings, and conclusions expressed in this paper are those of the author and do not necessarily reflect the views of the collaborating institutions.

References

- [1] M. G. Aartsen *et al.* (IceCube Collaboration), "The IceCube Neutrino Observatory: Instrumentation and Online Systems," *Journal of Instrumentation*, vol. 12, P03012, 2017. doi:10.1088/1748-0221/12/03/P03012
- [2] W. H. Smith, "Triggering at the LHC," *Annual Review of Nuclear and Particle Science*, vol. 66, pp. 123–150, 2016. doi:10.1146/annurev-nucl-102115-044655
- [3] ATLAS Collaboration, "The ATLAS Trigger System," *European Physical Journal C*, vol. 77, 317, 2017. doi:10.1140/epjc/s10052-017-4852-3
- [4] CMS Collaboration, "The CMS Trigger System," *Journal of Instrumentation*, vol. 12, P01020, 2017. doi:10.1088/1748-0221/12/01/P01020
- [5] J. Albrecht *et al.*, "A Roadmap for HEP Software and Computing R&D," *Computing and Software for Big Science*, vol. 3, 7, 2019. doi:10.1007/s41781-018-0018-8
- [6] R. Baur *et al.*, "Real-Time Event Selection and Trigger Systems in High Energy Physics," *Computing and Software for Big Science*, vol. 5, 1, 2021. doi:10.1007/s41781-020-00052-3
- [7] G. F. Knoll, *Radiation Detection and Measurement*, 4th ed., Wiley, 2010.
- [8] J. C. Davis, "Dead-time corrections for counting systems," *Nuclear Instruments and Methods*, vol. 18, pp. 1–7, 1962. doi:10.1016/0029-554X(62)90127-6
- [9] M. Cacciari, G. P. Salam, and G. Soyez, "Pileup subtraction using jet areas," *Physics Letters B*, vol. 659, pp. 119–126, 2008. doi:10.1016/j.physletb.2007.09.077
- [10] R. E. Kalman, "A New Approach to Linear Filtering and Prediction Problems," *ASME Journal of Basic Engineering*, vol. 82, pp. 35–45, 1960. doi:10.1115/1.3662552
- [11] B. D. O. Anderson and J. B. Moore, *Optimal Filtering*, Prentice Hall, 1979.
- [12] L. Ljung, *System Identification: Theory for the User*, 2nd ed., Prentice Hall, 1999.
- [13] S. Särkkä, *Bayesian Filtering and Smoothing*, Cambridge University Press, 2013. doi:10.1017/CBO9781139344203

- [14] A. V. Oppenheim and R. W. Schaffer, *Discrete-Time Signal Processing*, 3rd ed., Prentice Hall, 2010.
- [15] S. K. Mitra, *Digital Signal Processing: A Computer-Based Approach*, McGraw-Hill, 2011.
- [16] R. Lyons, *Understanding Digital Signal Processing*, 3rd ed., Pearson, 2011.
- [17] U. Meyer-Baese, *Digital Signal Processing with Field Programmable Gate Arrays*, Springer, 2014. doi:10.1007/978-3-642-45309-6
- [18] S. Amari, *Information Geometry and Its Applications*, Springer, Tokyo, 2016. doi:10.1007/978-4-431-55978-8
- [19] C. R. Rao, “Information and the Accuracy Attainable in the Estimation of Statistical Parameters,” *Bulletin of the Calcutta Mathematical Society*, vol. 37, pp. 81–91, 1945.
- [20] T. M. Cover and J. A. Thomas, *Elements of Information Theory*, 2nd ed., Wiley, 2006.
- [21] L. Cohen, *Time-Frequency Analysis*, Prentice Hall, 1995.
- [22] H. L. Van Trees, *Detection, Estimation, and Modulation Theory*, Wiley, 2001.
- [23] T. Yawisit, “Synchroametry: A Hardware-First, Metric-Aware Measurement Interface for Multimessenger Coherence,” *arXiv preprint* arXiv:2512.20678, 2025. doi:10.48550/arXiv.2512.20678
- [24] K. Compton and S. Hauck, “Reconfigurable Computing: A Survey of Systems and Software,” *ACM Computing Surveys*, vol. 34, pp. 171–210, 2002. doi:10.1145/508352.508353
- [25] H. Kopetz, *Real-Time Systems: Design Principles for Distributed Embedded Applications*, Springer, 2011.
- [26] J. Dean and L. A. Barroso, “The Tail at Scale,” *Communications of the ACM*, vol. 56, no. 2, pp. 74–80, 2013. doi:10.1145/2408776.2408794
- [27] Y. Zhang and X. R. Li, “Kalman filtering with intermittent observations,” *IEEE Transactions on Automatic Control*, vol. 45, no. 5, pp. 879–885, 2000. doi:10.1109/9.855552
- [28] E. J. Candès and B. Recht, “Exact matrix completion via convex optimization,” *Foundations of Computational Mathematics*, vol. 9, pp. 717–772, 2009. doi:10.1007/s10208-009-9045-5
- [29] P. K. Varshney, *Distributed Detection and Data Fusion*, Springer, 1997. doi:10.1007/978-1-4757-2519-4
- [30] C. A. Meegan *et al.*, “The Fermi Gamma-ray Burst Monitor,” *Astrophysical Journal*, vol. 702, pp. 791–804, 2009. doi:10.1088/0004-637X/702/1/791
- [31] A. G. Hawkes, “Spectra of Some Self-Exciting and Mutually Exciting Point Processes,” *Biometrika*, vol. 58, no. 1, pp. 83–90, 1971. doi:10.1093/biomet/58.1.83
- [32] J. Cong *et al.*, “Accelerator-rich architectures: Opportunities and challenges,” *Proceedings of the IEEE*, vol. 104, no. 5, pp. 939–962, 2016. doi:10.1109/JPROC.2016.2526818