

MultiLexNorm++: A Unified Benchmark and a Generative Model for Lexical Normalization for Asian Languages

WEERAYUT BUAPHET, School of Information Science and Technology (VISTEC), Thailand.

THANH-NHI NGUYEN, University of Information Technology, Ho Chi Minh City, Vietnam and Vietnam National University, Ho Chi Minh City, Vietnam

RISA KONDO, Graduate School of Science and Engineering, Ehime University, Japan

TOMOYUKI KAJIWARA, Graduate School of Science and Engineering, Ehime University, Japan and D3 Center, The University of Osaka, Japan

YUMIN KIM, Chung-Ang University, Korea

JIMIN LEE, Chung-Ang University, Korea

HWANHEE LEE, Chung-Ang University, Korea

HOLY LOVENIA, SEACrowd, Indonesia and IndoNLP, Indonesia

PEERAT LIMKONCHOTIWAT, AI Singapore, Singapore

SARANA NUTANONG, School of Information Science and Technology (VISTEC), Thailand.

ROB VAN DER GOOT, IT University of Copenhagen, Denmark.

Social media data has been of interest to Natural Language Processing (NLP) practitioners for over a decade, because of its richness in information, but also challenges for automatic processing. Since language use is more informal, spontaneous, and adheres to many different sociolects, the performance of NLP models often deteriorates. One solution to this problem is to transform data to a standard variant before processing it, which is also called lexical normalization. There has been a wide variety of benchmarks and models proposed for this task. The MultiLexNorm benchmark proposed to unify these efforts, but it consists almost solely of languages from the Indo-European language family in the Latin script. Hence, we propose an extension to MultiLexNorm, which covers 5 Asian languages from different language families in 4 different scripts. We show that the previous state-of-the-art model performs worse on the new languages and propose a new architecture based on Large Language Models (LLMs), which shows more robust performance. Finally, we analyze remaining errors, revealing future directions for this task.

Additional Key Words and Phrases: Lexical normalization, Multilingual and Asian languages, Generative models, Benchmark datasets

1 Introduction

It has been shown that variance in language varieties often has a negative effect on the performance of NLP models [21, 71]. In particular, the social media domain contains challenging language due to its informal, diverse, ever-changing nature [17, 40]. There has been a variety of methods proposed for improving transfer performance to this

Authors' Contact Information: Weerayut Buaphet, weerayut.b_s20@vistec.ac.th, School of Information Science and Technology (VISTEC), Rayong, Thailand.; Thanh-Nhi Nguyen, 21521232@gm.uit.edu.vn, University of Information Technology, Ho Chi Minh City, Vietnam and Vietnam National University, Ho Chi Minh City, Vietnam; Risa Kondo, kondo@ai.cs.ehime-u.ac.jp, Graduate School of Science and Engineering, Ehime University, Ehime, Japan; Tomoyuki Kajiwara, kajiwara@cs.ehime-u.ac.jp, Graduate School of Science and Engineering, Ehime University, Ehime, Japan and D3 Center, The University of Osaka, Osaka, Japan; Yumin Kim, kimym7801@cau.ac.kr, Chung-Ang University, Seoul, Korea; Jimin Lee, ljm1690@naver.com, Chung-Ang University, Seoul, Korea; Hwanhee Lee, hwanheelee@cau.ac.kr, Chung-Ang University, Seoul, Korea; Holy Lovenia, holy.lovenia@gmail.com, SEACrowd, Indonesia and IndoNLP, Indonesia; Peerat Limkonchotiwat, peerat@aisingapore.org, AI Singapore, Singapore, Singapore; Sarana Nutanong, snutanon@vistec.ac.th, School of Information Science and Technology (VISTEC), Rayong, Thailand.; Rob Van der Goot, robov@itu.dk, IT University of Copenhagen, Copenhagen, Denmark.

domain, including language model adaptation [6, 38], self-training [19, 31], and lexical normalization [17, 22]. Lexical normalization is the task of transforming an utterance into its standard form, word by word, including both one-to-many (1-n) and many-to-one (n-1) replacements [59].

Existing literature indicates that by making input data closer to more standard training data, performance improves for a variety of NLP tasks, including intent classification [64], named entity recognition [41, 47], POS tagging [14, 72], dependency parsing [5, 58, 59, 62, 70], dependency parsing [5, 59, 70], and constituency parsing [61], sentiment analysis [25, 50], and machine translation [9, 37, 43]. Recent work has shown that both open large language models [2] and proprietary models are also vulnerable to input noise [42, 52].

Despite progress in lexical normalization, most benchmarks remain biased toward Indo-European languages with Latin script, limiting our understanding of how models perform on languages with different scripts and morphologies. Therefore, we investigate: 1) How well do existing normalization models generalize to Asian languages in a variety of language families and scripts? 2) How can generative language models be used for lexical normalization in a wide variety of languages?

In this work, we investigate lexical normalization beyond the Indo-European language family. We adapt existing datasets to the existing MultiLexNorm benchmark and create new datasets to increase coverage. Our contributions are: 1) We release MultiLexNorm++: a manually annotated extension to MultiLexNorm covering 5 language families and 4 different scripts. 2) We propose an LLM-based lexical normalization method that combines traditional heuristics with modern LLMs. 3) We evaluate and analyze the current state-of-the-art model and the LLM-based models, showing that our LLM-based model is more robust on our new languages, but it is still a challenging task.

2 Related Work

Earlier work on lexical normalization was scattered, using different datasets, models, and evaluation metrics. MultiLexNorm was proposed to unify standards in dataset annotation and evaluation metrics. It includes 12 languages; however, 10 of these are Indo-European languages, and all languages in MultiLexNorm use the Latin script (see Table 1).

While there has been work on non-Indo-European languages for normalization, it remains more fragmented, and data is often not available or annotated for different setups. This includes normalization beyond the word level[27], without context [29, 65], or including transliteration [9, 55], which can all be considered different tasks from the one we are targeting in this work. In our work, we aim to re-use datasets that already exist, and complement these were possible with native speakers as annotators to increase the coverage beyond the original MultiLexNorm, while maintaining their task definition.

There have been a variety of models proposed for the lexical normalization task, including feature-based methods [56], sequence labeling [26], machine translation [10, 46], RNNs [34], and most recently, prompting [36]. UFAL [45], a fine-tuned encoder-decoder model, has been shown to outperform other models on the MultiLexnorm benchmark with a substantial (~14 p.p.) margin [59] over competitors, which is why we use it as our baseline. We refer to Aliero et al. [3] for an overview of other models.

3 MultiLexNorm++

We use convenience sampling for our language selection for MultiLexNorm++: we only used languages for which existing datasets existed (which we convert) or where we had access to in-house annotators. Below we provide descriptions of each language and dataset, more information is available in the attached dataset statement (see Appendix A).

Language	Code	Source	Words	1-n/n-1	Caps	%Norm.	Script	Family
<i>New Languages</i>								
Indonesian	ID	Kurnia and Yulianti [28]	48,716	-	✓	47.47	Latn	aust1307
Japanese	JA	New	95,411	✓	NA	7.03	Jpan	japo1237
Korean	KO	New	16,618	✓	NA	7.52	Kore	kore1284
Thai	TH	Limkonchotiwat et al. [30]	169,751	✓	NA	4.72	Thai	taik1256
Vietnamese	VI	Nguyen et al. [39]	128,685	✓	-	15.98	Latn	aust1305
<i>Original Languages</i>								
Danish	DA	Plank et al. [41]	20,206	✓	✓	9.25	Latn	indo1319
German	DE	Sidarenka et al. [51]	24,948	✓	✓	17.96	Latn	indo1319
English	EN	Baldwin et al. [4]	73,806	✓	-	6.90	Latn	indo1319
Spanish	ES	Alegria et al. [1]	13,824	-	-	7.69	Latn	indo1319
Croatian	HR	Ljubešić et al. [32]	89,052	-	-	8.89	Latn	indo1319
Indonesian-EN	ID-EN	Barik et al. [7]	23,124	✓	-	12.16	Latn	aust1307
Italian	IT	van der Goot et al. [58]	14,641	✓	✓	7.32	Latn	indo1319
Dutch	NL	Schuur [48]	21,657	✓	✓	28.29	Latn	indo1319
Slovenian	SL	Erjavec et al. [18]	75,276	-	-	15.62	Latn	indo1319
Serbian	SR	Ljubešić et al. [33]	91,738	-	-	7.65	Latn	indo1319
Turkish	TR	Çolakoglu et al. [12]	8,082	✓	✓	37.02	Latn	turk1311
Turkish-German	TR-DE	van der Goot and Çetinoğlu [57]	16,508	✓	✓	24.14	Latn	indo1319

Table 1. Dataset statistics including original sources and percentage of token normalization. Script codes are from ISO 15924, and language family codes from Glottolog.

3.1 Languages

As shown in Table 1, we provide a summary of our benchmark, including new languages and original languages. The new languages span 5 language families and 4 scripts (Figure 1), and we describe each corresponding dataset below:

Indonesian. Indonesian uses the Latin script, but in contrast to most Indo-European languages, it has a flexible word order, and tense is not marked. We use the CIL dataset [28, 49], which consists of Instagram comments and was already annotated. Following the MultiLexNorm definition of the task, we keep only the sentences that include word alignment.

Japanese. Japanese is agglutinative and is commonly written using a combination of three scripts, so it has a high character diversity. We extracted lexical normalization instances from the WRIME [24, 25, 53], a text normalization dataset for sentiment analysis on Twitter (2010-2020). The dataset contains about 3k tweets with 98276 (before normalization) and 100760 (after) tokens. The Japanese dataset involves both splits and merges. Normalizations involving sentence splitting or word reordering have been excluded. Annotators are native Japanese speakers, one university teacher and two university students, the guidelines from MultiLexNorm were used.

Korean. Korean is agglutinative and uses a unique writing system that represents a syllabic structure, which consists of a consonant and a vowel. We use the data collected by Choi et al. [11], which was originally taken from “dcinside.com” (a Korean community similar to Reddit). Three native Korean speakers (one University professor, two students) annotated the data and obtained a kappa score of 0.916.

Thai. Thai is a tonal language with a non-linear script, where tone marks and diacritics are essential to meaning. It lacks spaces between words and employs context-dependent grammar, relying on particles and temporal cues to

Indonesian:				Thai:			
A : selamat	smg	ku	cpt	nyusul	A: ขอ	ยินดี	ร่วม
A' : selamat	smg	ku	cpt	nyusul	A': kho	yat	rom
B : selamat	semoga	ku	cepat	menyusul	B: ขอ	อนุญาต	ร่วม
B' : selamat	semoga	ku	cepat	menyusul	B': kho	anuyat	ruam
[Congratulations, I hope I can catch up soon.]				[Please allow me to join in the fun too.]			
Japanese:				Vietnamese:			
A: めちゃくちゃ	おもろい	www		A: Nghe	zui	quá	dỏ
A': mechakucha	omoro	www		A': Nghe	zui	quá	dỏ
B: めちゃくちゃ	面白いです	www		B: Nghe	vui	quá	vỏ
B': mechakucha	omoshiroi desu	www		B': Nghe	vui	quá	vỏ
[This is super funny lol.]				[Sounds so fun, let's go in!]			
Korean:							
A: 월케	귀엽나						
A': waelke	gwiyeomnya						
B: 왜이렇게	귀엽나						
B': waeireoke	gwiyeomnya						
[You are so adorable.]							

Fig. 1. Normalization examples across languages. A shows the original informal or non-standard text, with A (prime) providing its romanized transliteration. B shows the normalized form, with B (prime) its romanized transliteration. English translations are provided in square brackets.

express tense, number, or aspect. We use 2,500 sentences randomly sampled from Limkonchotiawat et al. [30], which consists of Twitter data (2017-2019), and has manual annotation for lexical normalization.

Vietnamese. Vietnamese uses the Latin script augmented with an intricate system of diacritics. We use the normalization annotation from Nguyen et al. [39], which was collected from social media platforms such as Facebook and TikTok. This data had an inter-annotator agreement of 88.46%. We manually align the annotation to MultiLexNorm’s word-level format.

4 Evaluation Setup

We evaluate a simple statistical baseline, the current state-of-the-art model, and our proposed LLM-based model on MultiLexNorm++.

4.1 Baselines

We use the same baseline as the MultiLexNorm paper [59], and the SOTA model on their data. **Most-Frequent-Replacement (MFR)** is a statistical-based baseline that normalizes the input word with the most frequent replacement word based on the statistics from the training set. **UFAL** [44] is the state-of-the-art model for this task with at least 14 percentage points improvements over other models (on original MultiLexNorm). The model is a fine-tuned encoder-decoder ByT5 [68] model trained by marking a single word by surrounding it with special tokens as input and then generates the normalized variant as output. We follow the original implementation, but skip their synthetic data augmentation step, as it is non-trivial for our target languages.

4.2 LLM-based Pipeline

LLMs have shown remarkable performance across a wide variety of NLP tasks in few-shot settings. However, our initial empirical results showed that lexical normalization is challenging for these models (results in Appendix B), so

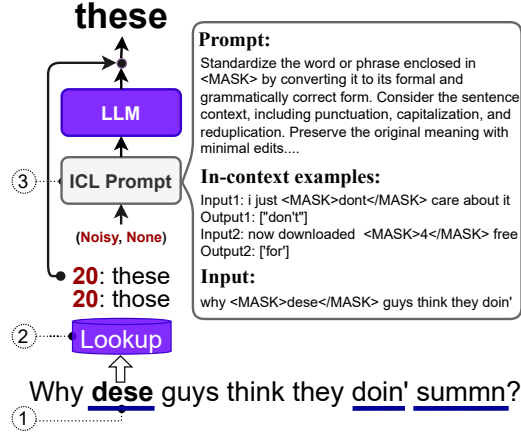


Fig. 2. Two-shot In-Context Learning: ① *Detection*: An encoder-based model detects typos in informative words. ② *Dictionary*: dictionary lookup with Miller-Madow entropy selection ③ *LLM*: in-context prompt prediction with an LLM.

we propose a pipeline approach (Figure 2). We first use an encoder-based detection model, which is trained to predict which words are in need of normalization (results in Appendix C). This is a binary sequence labeling task, for which we use XLM-R [13]. This makes the use of LLM’s more efficient (as they only focus on relevant words), and avoids overnormalization. After the detection, we use the most frequent replacements from the training data, where we use Miller-Madow entropy for cases with multiple options, and only replace to low-entropy candidates. After this, we treat text normalization as an in-context prompting task. We construct an in-context prompt using the detected word and its surrounding context as input. We mark the word to guide the LLM which word to normalize. We also use randomly sampled few-shot instances from the training data to exemplify the task, we empirically choose 8-shot as it showed a good tradeoff (see Appendix D). We conduct experiments using four recent LLMs: 1) *gemma-3-27b-it* [54], 2) *gpt-4o* [23], 3) *Llama-3.3-70B-Instruct* [20], and 4) *Qwen2.5-72B-Instruct* [69].

5 Results

Following the original MultiLexNorm [59], we use Error Reduction Rate (ERR) as our main evaluation metric. ERR represents the % of the task that is solved, it normally ranges from 0-100 (higher is better), and a negative ERR indicates more incorrect normalizations than correct normalizations. In addition to ERR, we report F1 scores. As van der Goot observes (Section 5.1, p. 76) [63], F1 in lexical normalization is ambiguous, since tokens normalized in the gold standard but mapped to the wrong word may be counted as false positives or false negatives. In this paper, we treat them as false positives. Results (Table 2) show that languages that use the Latin script exhibit higher ERR and F1 scores than those using non-Latin scripts. LLMs show promising performance considering that they have not been fine-tuned for this task, but the open models still underperform compared to UFAL for most languages. However, GPT-4o matches UFAL in overall performance and outperforms it on Thai, Vietnamese, and Indonesian. UFAL underperforms especially on Thai and Korean, presumably because its byte-level representations are inefficient for these scripts (Section 6.3), confirming previous work reporting low performance for these languages on other NLP tasks [16, 68]. Performance on Japanese and Korean is low overall, we provide an analysis of the remaining challenges in the following section.

Lang.	ERR						F1-score					
	MFR	ÚFAL	LLaMA3	Qwen2.5	Gemma3	GPT-4o	MFR	ÚFAL	LLaMA3	Qwen2.5	Gemma3	GPT-4o
IN	58.94	<u>67.94</u>	63.24	64.73	66.45	68.35	74.17	<u>81.42</u>	78.34	79.37	80.60	81.95
JA	5.77	39.24	16.27	20.34	14.66	<u>22.52</u>	35.42	61.09	38.50	41.59	35.83	<u>45.22</u>
KO	6.35	<u>-2.38</u>	-14.82	-6.88	-8.73	-8.73	15.71	25.43	4.42	5.95	<u>8.17</u>	7.74
TH	41.87	6.90	40.39	42.23	<u>43.09</u>	43.95	66.41	24.73	67.36	68.34	<u>69.04</u>	69.80
VI	75.58	<u>77.35</u>	76.41	<u>77.79</u>	<u>77.57</u>	80.04	86.49	87.63	87.21	88.02	<u>87.91</u>	89.31
DA	49.68	65.19	64.56	61.50	<u>65.82</u>	66.14	67.88	80.63	80.62	78.84	<u>81.42</u>	81.81
DE	31.95	61.60	48.12	51.13	53.45	<u>55.03</u>	51.25	78.43	67.83	70.22	71.86	<u>73.09</u>
EN	64.93	70.40	68.56	<u>69.78</u>	69.22	<u>69.42</u>	79.79	84.21	82.94	<u>83.67</u>	83.36	83.51
ES	25.57	42.20	40.33	45.74	<u>47.26</u>	48.93	40.92	64.36	63.41	67.60	<u>68.77</u>	70.36
HR	36.52	61.35	45.11	45.16	51.83	<u>55.12</u>	55.32	77.60	66.91	66.65	71.73	<u>74.30</u>
ID-EN	61.17	65.46	64.66	<u>65.29</u>	64.49	64.49	77.93	82.57	81.90	<u>82.19</u>	81.84	81.91
IT	18.63	<u>46.53</u>	39.93	44.55	44.88	46.86	40.85	72.45	63.87	68.06	67.57	<u>69.91</u>
NL	37.58	56.96	42.70	44.39	50.54	<u>56.37</u>	55.89	<u>73.71</u>	62.58	64.12	69.30	73.83
SL	56.71	71.98	60.30	60.51	66.55	<u>70.90</u>	73.43	84.82	77.03	77.14	81.20	84.03
SR	42.52	64.48	54.07	51.68	59.58	<u>62.26</u>	60.68	79.69	72.45	70.55	76.38	<u>78.27</u>
TR	15.42	57.60	40.26	38.01	50.84	<u>54.90</u>	28.33	75.51	61.60	59.15	69.68	<u>73.45</u>
TR-DE	21.82	58.19	35.64	37.45	42.10	<u>53.37</u>	40.85	76.19	58.66	60.43	64.49	<u>73.14</u>
Avg.	38.29	53.59	46.22	47.85	50.57	<u>53.53</u>	55.96	<u>71.20</u>	65.62	66.58	68.77	71.27

Table 2. ERR scores and F1 scores across language settings. Bold indicates the highest (best) score per row for each metric; underlined denotes the second highest. LLM results are averaged over three runs each.

6 Analysis

To gain a better understanding of current state-of-the-art bottlenecks, we provide an automatic and manual analysis of different aspects of model outputs.

6.1 Finding the right normalization

We categorized the LLM predictions into four types according to which step the model fails. It is clear that normalizing to the wrong normalization candidate is the largest error category (Figure 3), followed by overnormalization (i.e., replacing a word that is not annotated for replacement) and undernormalization (word needs normalization, models do not normalize). Overnormalization is the only category that does not increase when comparing the new languages versus the original languages, this is most likely due to the separate detection step.

As shown in Figure 3, we compared LLM models across different languages. The results indicate that GPT-4o shows the lowest error distribution. Followed by Gemma3, where the under-normalized error category increases for Gemma3 compared to GPT-4o. LLaMA3 and Qwen3 show similar error rates across languages. From our inspection of the under-normalized error, we found that the models tend to refuse to generate the answer or not follow the instruction. We hypothesize that informal words confuse the models.

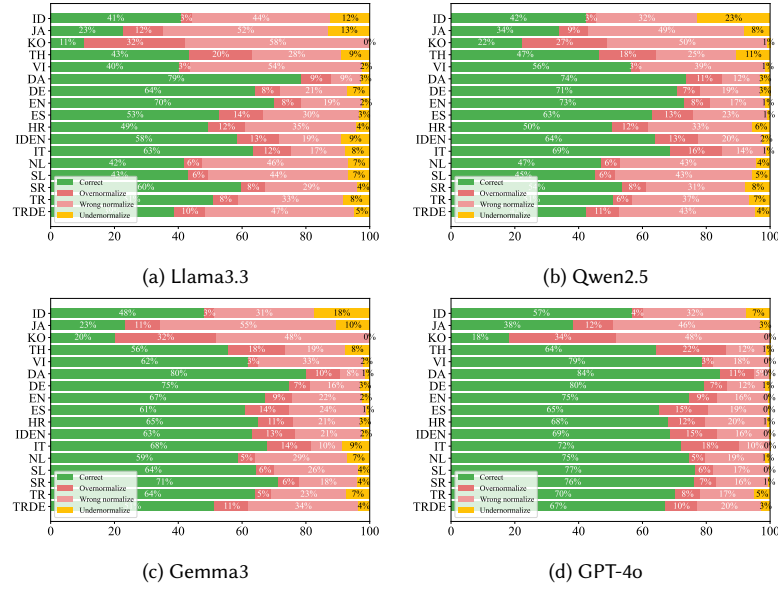


Fig. 3. Normalized prediction distributions across languages for each LLM.

6.2 Human error categorization




Fig. 4. Error rates normalized by the maximum count in each LLM error category.

We sampled 178 instances, which were detected as words that need normalization (covering Vietnamese, Thai, and Indonesian; we left out Korean and Japanese due to their low performance) and categorized them into six normalization sub-categories. Performance on these sub-categories (Figure 4) shows that language models have distinctive patterns in their errors (except Llama3.3 and Gemma3, which are quite similar). The main remaining errors for GPT-4o are spelling errors and transliterated loanwords. Qwen2.5 is relatively good at shortened words and abbreviations, whereas the other models have a relatively uniform distribution. We hypothesize that this is an effect of their pre-training data, which might include different varieties of phenomena.

Languages	byt5-base		gemma-3-27b-it		Script
	char/subw	subw/word	char/subw	subw/word	
IN	1	5.43	2.48	2.19	Latn
JA	0.34	5.11	1.42	1.23	Jpan
KO	0.34	9.61	1.13	2.87	Kore
TH	0.36	9.51	2.36	1.47	Thai
VI	0.72	4.24	1.73	1.77	Latn
DA	0.97	4.34	2.39	1.77	Latn
DE	0.99	4.56	2.76	1.63	Latn
EN	1	4.62	2.59	1.78	Latn
ES	0.99	4.85	2.48	1.93	Latn
HR	0.98	4.56	2.36	1.89	Latn
ID-EN	1	4.61	2.65	1.74	Latn
IT	0.99	4.83	2.52	1.9	Latn
NL	1	4.35	2.42	1.79	Latn
SL	0.98	4.08	2.28	1.75	Latn
SR	0.98	4.19	2.34	1.75	Latn
TR	0.94	6.49	2.34	2.62	Latn
TR-DE	0.95	5.67	2.63	2.05	Latn

Table 3. Character per subword and subword per word ratios.

6.3 Analysis of segmentations

To gain a deeper understanding of the low performance of the new languages in the UFAL model, which is based on the ByT5 language model, we examine the effect of the input units on final performance by inspecting their sizes relative to word boundaries and UTF-8 characters in our data.

We report the average number of characters per subword, and the average number of subwords per word for each language. Note that subwords in ByT5 are bytes, and the number of characters per subword is thus negative. We use Gemma-3-27b-it as an example model here, but the trends are highly similar for the other LLM’s.

The statistics (Table 3) show very clear trends. For language in non-Latin scripts, the number of characters per subword is extremely low for ByT5, and also substantially lower for Gemma-3-27b-it compared to Latin-script languages. A similar effect is seen on the number of subwords per word, except that mainly Korean and Thai are outliers for ByT5, and Korean and Indonesian are outliers for Gemma-3-27b-it, which is probably an effect of the settings of the training of their tokenizer.

6.4 Component Contribution Analysis

To better understand the contribution of each component in our framework, we conduct an ablation analysis and report its respective performance.

Span Detection. As shown in Table 4, the span detection module is introduced to reduce unnecessary LLM inference. Since only a small portion of the text requires normalization (on average 15.62% of tokens), the detection model allows us to avoid sending all tokens to the LLM. Concretely, applying span detection reduced the total token count by 95.25%,

Configuration	Llama3.3	Qwen2.5	Gemma3	GPT-4o
Detection Upper-bound	85.59			
LLM Only	32.36	36.20	41.91	49.13
+ Lookup	46.22	47.85	50.57	53.53

Table 4. The average of the ERR scores from all languages of the ablation study that shows the contribution of lookup and LLM, with detection-only as the upper bound.

Langs	ERR (ÚFAL)			F1 (ÚFAL)		
	Base	Decom.	Latin	Base	Decom.	Latin
JA	39.24	33.38	38.28	61.09	55.44	58.93
KO	−2.38	−126.98	4.76	25.43	12.27	25.93
TH	6.90	7.44	35.39	24.73	24.84	62.90

Table 5. Comparison of ERR and F1 scores across non-Latin script languages using MFR and UFAL variants. *Base* denotes the UFAL model with word-level representations. Following the procedure described in StrokeNet [67], *Decom.* refers to the version decomposed to sub-character level or character level (for Thai), while *Latin* represents the decomposed version mapped to the Latin alphabet.

from 77,833,519 tokens (all 8-shot input and output prompt tokens) to just 3,693,437 tokens. This substantially reduces the computational burden and makes the framework more practical.

Lookup Table. We also introduce a lookup table constructed from training data to further improve performance. This component complements the LLMs by directly resolving common cases, resulting in consistent gains across all evaluated models.

Overall Results. Table 4 summarizes the results. The detection model alone provides an effective normalization signal, yielding an upper bound of 85.59 average ERR score. In contrast, LLMs used without additional components perform considerably lower (32.36–49.13). Adding the lookup table leads to substantial improvements across all LLMs.

6.5 Cost Analysis

In addition to performance, we analyze the computational cost of our framework. Based on GPT-4o API pricing (September 2025: \$2.50 per 1M input tokens and \$10.00 per 1M output tokens), the reduced token count after applying span detection results in a total cost of approximately \$9.3 to run our full multilingual setup. This demonstrates that our framework is both effective and cost-efficient.

7 Discussion and Future Work

In this section, we give discussions of our approach and outline directions for future research that could further strengthen text normalization across diverse writing systems as follows.

- We adopt word-level normalization as it is directly applicable to downstream tasks such as Named Entity Recognition and Part-of-Speech tagging. Normalization, however, can also operate at multiple levels, from characters to full sentences [15]. To address more complex cases, future work could explore sentence-level approaches, as well as evaluation metrics that link normalization quality directly to downstream performance, e.g., dependency parsing [70] or machine translation [66].

- Our analysis shows that the baseline UFAL model struggles with Asian scripts due to segmentation issues. Prior work, such as StrokeNet [67], demonstrates that sub-character representations (e.g., stroke sequences) can address this bottleneck and improve translation quality. While our framework prioritizes generality across multiple writing systems, future work should consider incorporating language-specific techniques, such as stroke-level or sub-character-based models. To demonstrate the potential for improvement, we evaluated three non-Latin script languages using the baseline UFAL models and applied the StrokeNet [67] approach, which decomposes text into sub-character or character units (e.g., in Thai) and maps them to Latin characters. As shown in Table 5, performance decreased when models were applied directly to decomposed units, which confirms our segmentation analysis in Section 6.3. However, mapping the decomposed representations to Latin characters consistently improved results across all languages. These findings suggest that leveraging decomposed character representations and mapping non-Latin scripts to Latin-based forms can enhance model performance for languages with non-Latin orthographies.

8 Conclusion

When extending evaluation for lexical normalization to Asian languages, we found that state-of-the-art performs much worse, especially for languages in scripts with longer byte sizes. Hence, we propose using LLMs with in-context learning for this task; these show stronger performance overall, although they do rely on a pre-detection step and a lookup list generated from the training data. We also report on bottlenecks of the model: normalization detection, spelling errors, and slang are still open challenges for future work. Additionally, we observed that open-source LLMs do not consistently outperform the fine-tuned UFAL baseline, and a clear gap remains between open- and closed-source models in text normalization. We expect our findings to support future research on developing effective methods for language-specific and multilingual text normalization.

Acknowledgments

We would like to express our sincere gratitude to Thanh-Phong Le for his contribution to the annotation of Vietnamese data.

References

- [1] Inaki Alegria, Nora Aranberri, Víctor Fresno, Pablo Gamallo, Lluís Padró, Inaki San Vicente, Jordi Turmo, and Arkaitz Zubiaga. 2013. Introducción a la Tarea Compartida Tweet-Norm 2013: Normalización Léxica de Tuits en Español. In *Tweet-Norm@ SEPLN*. 1–9.
- [2] Amirhossein Aliakbarzadeh, Lucie Flek, and Akbar Karimi. 2025. Exploring Robustness of Multilingual LLMs on Real-World Noisy Data. *arXiv preprint arXiv:2501.08322* (2025). <https://arxiv.org/pdf/2501.08322>
- [3] Abubakar Ahmad Aliero, Sulaimon Adebayo Bashir, Hamzat Olanrewaju Aliyu, Amina Gogo Tafida, Umar Kangiwa Bashar, and Muhammad Dankolo Nasiru. 2023. Systematic review on text normalization techniques and its approach to non-standard words. *International Journal of Computer Applications* 975 (2023).
- [4] Timothy Baldwin, Marie Catherine de Marneffe, Bo Han, Young-Bum Kim, Alan Ritter, and Wei Xu. 2015. Shared Tasks of the 2015 Workshop on Noisy User-generated Text: Twitter Lexical Normalization and Named Entity Recognition. In *Proceedings of the Workshop on Noisy User-generated Text*. Association for Computational Linguistics, Beijing, China, 126–135. doi:10.18653/v1/W15-4319
- [5] Tyler Baldwin and Yunyao Li. 2015. An In-depth Analysis of the Effect of Text Normalization in Social Media. In *Proceedings of the 2015 Conference of the North American Chapter of the Association for Computational Linguistics: Human Language Technologies*. Association for Computational Linguistics, Denver, Colorado, 420–429. doi:10.3115/v1/N15-1045
- [6] Francesco Barbieri, Luis Espinosa Anke, and Jose Camacho-Collados. 2022. XLM-T: Multilingual Language Models in Twitter for Sentiment Analysis and Beyond. In *Proceedings of the Thirteenth Language Resources and Evaluation Conference*, Nicoletta Calzolari, Frédéric Béchet, Philippe Blache, Khalid Choukri, Christopher Cieri, Thierry Declerck, Sara Goggi, Hitoshi Isahara, Bente Maegaard, Joseph Mariani, Hélène Mazo, Jan Odijk, and Stelios Piperidis (Eds.). European Language Resources Association, Marseille, France, 258–266. <https://aclanthology.org/2022.lrec-1.27/>

- [7] Anab Maulana Barik, Rahmad Mahendra, and Mirna Adriani. 2019. Normalization of Indonesian-English Code-Mixed Twitter Data. In *Proceedings of the 5th Workshop on Noisy User-generated Text (W-NUT 2019)*. Association for Computational Linguistics, Hong Kong, China, 417–424. doi:10.18653/v1/D19-5554
- [8] Emily M. Bender and Batya Friedman. 2018. Data Statements for Natural Language Processing: Toward Mitigating System Bias and Enabling Better Science. *Transactions of the Association for Computational Linguistics* 6 (2018), 587–604. doi:10.1162/tacl_a_00041
- [9] Irshad Bhat, Riyaz A. Bhat, Manish Shrivastava, and Dipti Sharma. 2018. Universal Dependency Parsing for Hindi-English Code-Switching. In *Proceedings of the 2018 Conference of the North American Chapter of the Association for Computational Linguistics: Human Language Technologies, Volume 1 (Long Papers)*. Association for Computational Linguistics, New Orleans, Louisiana, 987–998. doi:10.18653/v1/N18-1090
- [10] Ana-Maria Bucur, Adrian Cosma, and Liviu P. Dinu. 2021. Sequence-to-Sequence Lexical Normalization with Multilingual Transformers. In *Proceedings of the 7th Workshop on Noisy User-generated Text (W-NUT 2021)*. Association for Computational Linguistics, Punta Cana, Dominican Republic.
- [11] Dasol Choi, Jooyoung Song, Eunsun Lee, Jinwoo Seo, Heejune Park, and Dongbin Na. 2023. Large-Scale Korean Text Dataset for Classifying Biased Speech in Real-World Online Services. arXiv:2310.04313 [cs.CL]
- [12] Talha Çolakoglu, Umut Sulubacak, and Ahmet Cüneyd Tantuğ. 2019. Normalizing Non-canonical Turkish Texts Using Machine Translation Approaches. In *Proceedings of the 57th Annual Meeting of the Association for Computational Linguistics: Student Research Workshop*. Association for Computational Linguistics, Florence, Italy, 267–272. doi:10.18653/v1/P19-2037
- [13] Alexis Conneau, Kartikay Khandelwal, Naman Goyal, Vishrav Chaudhary, Guillaume Wenzek, Francisco Guzmán, Edouard Grave, Myle Ott, Luke Zettlemoyer, and Veselin Stoyanov. 2020. Unsupervised Cross-lingual Representation Learning at Scale. In *Proceedings of the 58th Annual Meeting of the Association for Computational Linguistics*. Association for Computational Linguistics, Online, 8440–8451. doi:10.18653/v1/2020.acl-main.747
- [14] Leon Derczynski, Alan Ritter, Sam Clark, and Kalina Bontcheva. 2013. Twitter Part-of-Speech Tagging for All: Overcoming Sparse and Noisy Data. In *Proceedings of the International Conference Recent Advances in Natural Language Processing RANLP 2013*. INCOMA Ltd. Shoumen, BULGARIA, Hissar, Bulgaria, 198–206. <https://aclanthology.org/R13-1026>
- [15] Liang Ding, Longyue Wang, and Dacheng Tao. 2020. Self-Attention with Cross-Lingual Position Representation. In *Proceedings of the 58th Annual Meeting of the Association for Computational Linguistics*, Dan Jurafsky, Joyce Chai, Natalie Schluter, and Joel Tetreault (Eds.). Association for Computational Linguistics, Online, 1679–1685. doi:10.18653/v1/2020.acl-main.153
- [16] Lukas Edman, Gabriele Sarti, Antonio Toral, Gertjan van Noord, and Arianna Bisazza. 2024. Are Character-level Translations Worth the Wait? Comparing ByT5 and mT5 for Machine Translation. *Transactions of the Association for Computational Linguistics* 12 (2024), 392–410. doi:10.1162/tacl_a_00651
- [17] Jacob Eisenstein. 2013. What to do about bad language on the internet. In *Proceedings of the 2013 Conference of the North American Chapter of the Association for Computational Linguistics: Human Language Technologies*, Lucy Vanderwende, Hal Daumé III, and Katrin Kirchhoff (Eds.). Association for Computational Linguistics, Atlanta, Georgia, 359–369. <https://aclanthology.org/N13-1037/>
- [18] Tomaž Erjavec, Darja Fišer, Jaka Čibej, Špela Arhar Holdt, Nikola Ljubešić, and Katja Zupan. 2017. CMC training corpus Janes-Tag 2.0. <http://hdl.handle.net/11356/1123> Slovenian language resource repository CLARIN.SI.
- [19] Jennifer Foster, Özlem Çetinoğlu, Joachim Wagner, Joseph Le Roux, Joakim Nivre, Deirdre Hogan, and Josef van Genabith. 2011. From News to Comment: Resources and Benchmarks for Parsing the Language of Web 2.0. In *Proceedings of 5th International Joint Conference on Natural Language Processing*, Haifeng Wang and David Yarowsky (Eds.). Asian Federation of Natural Language Processing, Chiang Mai, Thailand, 893–901. <https://aclanthology.org/I11-1100/>
- [20] Aaron Grattafiori, Abhimanyu Dubey, Abhinav Jauhri, Abhinav Pandey, Abhishek Kadian, Ahmad Al-Dahle, Aiesha Letman, Akhil Mathur, Alan Schelten, Alex Vaughan, et al. 2024. The llama 3 herd of models. *arXiv preprint arXiv:2407.21783* (2024). <https://arxiv.org/pdf/2407.21783>
- [21] Suchin Gururangan, Ana Marasović, Swabha Swayamdipta, Kyle Lo, Iz Beltagy, Doug Downey, and Noah A. Smith. 2020. Don't Stop Pretraining: Adapt Language Models to Domains and Tasks. In *Proceedings of the 58th Annual Meeting of the Association for Computational Linguistics*, Dan Jurafsky, Joyce Chai, Natalie Schluter, and Joel Tetreault (Eds.). Association for Computational Linguistics, Online, 8342–8360. doi:10.18653/v1/2020.acl-main.740
- [22] Bo Han and Timothy Baldwin. 2011. Lexical Normalisation of Short Text Messages: Makn Sens a #twitter. In *Proceedings of the 49th Annual Meeting of the Association for Computational Linguistics: Human Language Technologies*. Association for Computational Linguistics, Portland, Oregon, USA, 368–378. <https://aclanthology.org/P11-1038>
- [23] Aaron Hurst, Adam Lerer, Adam P Goucher, Adam Perelman, Aditya Ramesh, Aidan Clark, AJ Ostrow, Akila Welihinda, Alan Hayes, Alec Radford, et al. 2024. Gpt-4o system card. *arXiv preprint arXiv:2410.21276* (2024).
- [24] Tomoyuki Kajiwar, Chenhui Chu, Noriko Takemura, Yuta Nakashima, and Hajime Nagahara. 2021. WRIME: A New Dataset for Emotional Intensity Estimation with Subjective and Objective Annotations. In *Proceedings of the 2021 Conference of the North American Chapter of the Association for Computational Linguistics: Human Language Technologies*. Association for Computational Linguistics, Online, 2095–2104. doi:10.18653/v1/2021.naacl-main.169
- [25] Risa Kondo, Ayu Teramen, Reon Kajikawa, Koki Horiguchi, Tomoyuki Kajiwar, Takashi Ninomiya, Hideaki Hayashi, Yuta Nakashima, and Hajime Nagahara. 2025. Text Normalization for Japanese Sentiment Analysis. In *Proceedings of the Tenth Workshop on Noisy and User-generated Text*, JinYeong Bak, Rob van der Goot, Hyeju Jang, Weerayut Buaphet, Alan Ramponi, Wei Xu, and Alan Ritter (Eds.). Association for Computational Linguistics, Albuquerque, New Mexico, USA, 149–157. <https://aclanthology.org/2025.wnut-1.16/>

- [26] Divesh Kubal and Apurva Nagvenkar. 2021. Multilingual Sequence Labeling Approach to solve Lexical Normalization. In *Proceedings of the 7th Workshop on Noisy User-generated Text (W-NUT 2021)*. Association for Computational Linguistics, Punta Cana, Dominican Republic.
- [27] Ajmal Kurnia and Evi Yulianti. 2020. Statistical Machine Translation Approach for Lexical Normalization on Indonesian Text. In *2020 International Conference on Asian Language Processing, IALP 2020 (2020 International Conference on Asian Language Processing, IALP 2020)*, Yanfeng Lu, Minghui Dong, Lay-Ki Soon, and Keng Hoon Gan (Eds.). Institute of Electrical and Electronics Engineers Inc., United States, 288–293. doi:10.1109/IALP51396.2020.9310508 Publisher Copyright: © 2020 IEEE.; 2020 International Conference on Asian Language Processing, IALP 2020 ; Conference date: 04-12-2020 Through 06-12-2020.
- [28] Ajmal Kurnia and Evi Yulianti. 2020. Statistical Machine Translation Approach for Lexical Normalization on Indonesian Text. In *2020 International Conference on Asian Language Processing (IALP)*. IEEE, 288–293. <https://ieeexplore.ieee.org/document/9310508>
- [29] Zhifei Li and David Yarowsky. 2008. Mining and Modeling Relations between Formal and Informal Chinese Phrases from Web Corpora. In *Proceedings of the 2008 Conference on Empirical Methods in Natural Language Processing*, Mirella Lapata and Hwee Tou Ng (Eds.). Association for Computational Linguistics, Honolulu, Hawaii, 1031–1040. <https://aclanthology.org/D08-1108/>
- [30] Peerat Limkonchotiwat, Wannaphong Phatthiyaphaibun, Raheem Sarwar, Ekapol Chuangsuwanich, and Sarana Nutanong. 2021. Handling Cross- and Out-of-Domain Samples in Thai Word Segmentation. In *Findings of the Association for Computational Linguistics: ACL-IJCNLP 2021*, Chengqing Zong, Fei Xia, Wenjie Li, and Roberto Navigli (Eds.). Association for Computational Linguistics, Online, 1003–1016. doi:10.18653/v1/2021.findings-acl.86
- [31] Yijia Liu, Yi Zhu, Wanxiang Che, Bing Qin, Nathan Schneider, and Noah A. Smith. 2018. Parsing Tweets into Universal Dependencies. In *Proceedings of the 2018 Conference of the North American Chapter of the Association for Computational Linguistics: Human Language Technologies, Volume 1 (Long Papers)*. Association for Computational Linguistics, New Orleans, Louisiana, 965–975. doi:10.18653/v1/N18-1088
- [32] Nikola Ljubešić, Tomaž Erjavec, Maja Miličević, and Tanja Samardžić. 2017. Croatian Twitter training corpus ReLDI-NormTagNER-hr 2.0. <http://hdl.handle.net/11356/1170> Slovenian language resource repository CLARIN.SI.
- [33] Nikola Ljubešić, Tomaž Erjavec, Maja Miličević, and Tanja Samardžić. 2017. Serbian Twitter training corpus ReLDI-NormTagNER-sr 2.0. <http://hdl.handle.net/11356/1171> Slovenian language resource repository CLARIN.SI.
- [34] Ismini Lourentzou, Kabir Manghnani, and ChengXiang Zhai. 2019. Adapting sequence to sequence models for text normalization in social media. In *Proceedings of the International AAAI Conference on Web and Social Media*, Vol. 13. 335–345.
- [35] Tingting Ma, Huiqiang Jiang, Qianhui Wu, Tiejun Zhao, and Chin-Yew Lin. 2022. Decomposed Meta-Learning for Few-Shot Named Entity Recognition. In *Findings of the Association for Computational Linguistics: ACL 2022*, Smaranda Muresan, Preslav Nakov, and Aline Villavicencio (Eds.). Association for Computational Linguistics, Dublin, Ireland, 1584–1596. doi:10.18653/v1/2022.findings-acl.124
- [36] Mariame Maarouf and Ludovic Tanguy. 2025. Automatic normalization of noisy technical reports with an LLM: What effects on a downstream task?. In *Proceedings of the Tenth Workshop on Noisy and User-generated Text*, JinYeong Bak, Rob van der Goot, Hyeju Jang, Weerayut Buaphet, Alan Ramponi, Wei Xu, and Alan Ritter (Eds.). Association for Computational Linguistics, Albuquerque, New Mexico, USA, 38–44. <https://aclanthology.org/2025.wnut-1.5/>
- [37] Jakub Náplava, Martin Popel, Milan Straka, and Jana Straková. 2021. Understanding Model Robustness to User-generated Noisy Texts. In *Proceedings of the Seventh Workshop on Noisy User-generated Text (W-NUT 2021)*, Wei Xu, Alan Ritter, Tim Baldwin, and Afshin Rahimi (Eds.). Association for Computational Linguistics, Online, 340–350. doi:10.18653/v1/2021.wnut-1.38
- [38] Dat Quoc Nguyen, Thanh Vu, and Anh Tuan Nguyen. 2020. BERTweet: A pre-trained language model for English Tweets. In *Proceedings of the 2020 Conference on Empirical Methods in Natural Language Processing: System Demonstrations*, Qun Liu and David Schlangen (Eds.). Association for Computational Linguistics, Online, 9–14. doi:10.18653/v1/2020.emnlp-demos.2
- [39] Thanh-Nhi Nguyen, Thanh-Phong Le, and Kiet Nguyen. 2024. ViLexNorm: A Lexical Normalization Corpus for Vietnamese Social Media Text. In *Proceedings of the 18th Conference of the European Chapter of the Association for Computational Linguistics (Volume 1: Long Papers)*, Yvette Graham and Matthew Purver (Eds.). Association for Computational Linguistics, St. Julian's, Malta, 1421–1437. <https://aclanthology.org/2024.eacl-long.85>
- [40] Barbara Plank. 2016. What to do about non-standard (or non-canonical) language in NLP. *Proceedings of the 13th Conference on Natural Language Processing (KONVENS)* (2016). https://konvens.org/proceedings/2016/pub/2_konvensproc.pdf
- [41] Barbara Plank, Kristian Nørgaard Jensen, and Rob van der Goot. 2020. DaN+: Danish Nested Named Entities and Lexical Normalization. In *Proceedings of the 28th International Conference on Computational Linguistics*. International Committee on Computational Linguistics, Barcelona, Spain (Online), 6649–6662. doi:10.18653/v1/2020.coling-main.583
- [42] Maja Popovic, Ekaterina Lapshinova-Koltunski, and Maarit Koponen. 2024. Effects of different types of noise in user-generated reviews on human and machine translations including ChatGPT. In *Proceedings of the Ninth Workshop on Noisy and User-generated Text (W-NUT 2024)*, Rob van der Goot, JinYeong Bak, Max Müller-Eberstein, Wei Xu, Alan Ritter, and Tim Baldwin (Eds.). Association for Computational Linguistics, San Giljan, Malta, 17–30. <https://aclanthology.org/2024.wnut-1.3/>
- [43] José Carlos Rosales Núñez, Djamé Seddah, and Guillaume Wisniewski. 2021. Understanding the Impact of UGC Specificities on Translation Quality. In *Proceedings of the Seventh Workshop on Noisy User-generated Text (W-NUT 2021)*, Wei Xu, Alan Ritter, Tim Baldwin, and Afshin Rahimi (Eds.). Association for Computational Linguistics, Online, 189–198. doi:10.18653/v1/2021.wnut-1.22
- [44] David Samuel and Milan Straka. 2021. ÚFAL at MultiLexNorm 2021: Improving Multilingual Lexical Normalization by Fine-tuning ByT5. In *Proceedings of the Seventh Workshop on Noisy User-generated Text (W-NUT 2021)*, Wei Xu, Alan Ritter, Tim Baldwin, and Afshin Rahimi (Eds.). Association for Computational Linguistics, Online, 483–492. doi:10.18653/v1/2021.wnut-1.54

- [45] David Samuel and Milan Straka. 2021. ÚFAL at MultiLexNorm 2021: Improving Multilingual Lexical Normalization by Fine-tuning ByT5. In *Proceedings of the 7th Workshop on Noisy User-generated Text (W-NUT 2021)*. Association for Computational Linguistics, Punta Cana, Dominican Republic.
- [46] Yves Scherrer and Nikola Ljubešić. 2021. Sesame Street to Mount Sinai: BERT-constrained character-level Moses models for multilingual lexical normalization. In *Proceedings of the 7th Workshop on Noisy User-generated Text (W-NUT 2021)*. Association for Computational Linguistics, Punta Cana, Dominican Republic.
- [47] Sarah Schulz, Guy De Pauw, Orphée De Clercq, Bart Desmet, Veronique Hoste, Walter Daelemans, and Lieve Macken. 2016. Multimodular text normalization of Dutch user-generated content. *ACM Transactions on Intelligent Systems and Technology (TIST)* 7, 4 (2016), 1–22. <https://dl.acm.org/doi/10.1145/2850422>
- [48] Youri Schuur. 2020. *Normalization for Dutch for improved POS tagging*. Master’s thesis. University of Groningen. http://robovander.github.io/doc/normalization_dutch.pdf
- [49] Ali Akbar Septiandri and Okiriza Wibisono. 2017. Detecting spam comments on Indonesia’s Instagram posts. In *Journal of Physics: Conference Series*, Vol. 801. IOP Publishing. <https://iopscience.iop.org/article/10.1088/1742-6596/801/1/012069>
- [50] Uladzimir Sidarenka. 2019. *Sentiment analysis of German Twitter*. Ph.D. Dissertation. Universität Potsdam. doi:10.25932/publishup-43742
- [51] Uladzimir Sidarenka, Tatjana Scheffler, and Manfred Stede. 2013. Rule-based normalization of German Twitter messages. In *Proc. of the GSCS Workshop Verarbeitung und Annotation von Sprachdaten aus Genres internetbasierter Kommunikation*.
- [52] Aarohi Srivastava and David Chiang. 2025. We’re Calling an Intervention: Exploring Fundamental Hurdles in Adapting Language Models to Nonstandard Text. In *Proceedings of the Tenth Workshop on Noisy and User-generated Text*, JinYeong Bak, Rob van der Goot, Hyeju Jang, Weerayut Buaphet, Alan Ramponi, Wei Xu, and Alan Ritter (Eds.). Association for Computational Linguistics, Albuquerque, New Mexico, USA, 45–56. doi:10.18653/v1/2025.wnut-1.6
- [53] Haruya Suzuki, Yuto Miyauchi, Kazuki Akiyama, Tomoyuki Kajiura, Takashi Ninomiya, Noriko Takemura, Yuta Nakashima, and Hajime Nagahara. 2022. A Japanese Dataset for Subjective and Objective Sentiment Polarity Classification in Micro Blog Domain. In *Proceedings of the Thirteenth Language Resources and Evaluation Conference*. European Language Resources Association, Marseille, France, 7022–7028. <https://aclanthology.org/2022.lrec-1.759>
- [54] Gemma Team, Aishwarya Kamath, Johan Ferret, Shreya Pathak, Nino Vieillard, Ramona Merhej, Sarah Perrin, Tatiana Matejovicova, Alexandre Ramé, Morgane Rivière, et al. 2025. Gemma 3 technical report. *arXiv preprint arXiv:2503.19786* (2025). <https://arxiv.org/pdf/2503.19786>
- [55] Osman Tursun and Ruket Cakici. 2017. Noisy Uyghur Text Normalization. In *Proceedings of the 3rd Workshop on Noisy User-generated Text*, Leon Derczynski, Wei Xu, Alan Ritter, and Tim Baldwin (Eds.). Association for Computational Linguistics, Copenhagen, Denmark, 85–93. doi:10.18653/v1/W17-4412
- [56] Rob van der Goot. 2019. MoNoise: A Multi-lingual and Easy-to-use Lexical Normalization Tool. In *Proceedings of the 57th Annual Meeting of the Association for Computational Linguistics: System Demonstrations*. Association for Computational Linguistics, Florence, Italy, 201–206. doi:10.18653/v1/P19-3032
- [57] Rob van der Goot and Özlem Çetinoğlu. 2021. Lexical Normalization for Code-switched Data and its Effect on POS Tagging. In *Proceedings of the 16th Conference of the European Chapter of the Association for Computational Linguistics: Main Volume*. Association for Computational Linguistics, Online, 2352–2365. <https://aclanthology.org/2021.eacl-main.200>
- [58] Rob van der Goot, Alan Ramponi, Tommaso Caselli, Michele Cafagna, and Lorenzo De Mattei. 2020. Norm It! Lexical Normalization for Italian and Its Downstream Effects for Dependency Parsing. In *Proceedings of the 12th Language Resources and Evaluation Conference*. European Language Resources Association, Marseille, France, 6272–6278. <https://www.aclweb.org/anthology/2020.lrec-1.769>
- [59] Rob van der Goot, Alan Ramponi, Arkaitz Zubiaga, Barbara Plank, Benjamin Muller, Iñaki San Vicente Roncal, Nikola Ljubešić, Özlem Çetinoğlu, Rahmad Mahendra, Talha Çolakoğlu, Timothy Baldwin, Tommaso Caselli, and Wladimir Sidorenko. 2021. MultiLexNorm: A Shared Task on Multilingual Lexical Normalization. In *Proceedings of the Seventh Workshop on Noisy User-generated Text (W-NUT 2021)*, Wei Xu, Alan Ritter, Tim Baldwin, and Afshin Rahimi (Eds.). Association for Computational Linguistics, Online, 493–509. doi:10.18653/v1/2021.wnut-1.55
- [60] Rob van der Goot, Ahmet Üstün, Alan Ramponi, Ibrahim Sharaf, and Barbara Plank. 2021. Massive Choice, Ample Tasks (MaChAmp): A Toolkit for Multi-task Learning in NLP. In *Proceedings of the 16th Conference of the European Chapter of the Association for Computational Linguistics: System Demonstrations*. Association for Computational Linguistics, Online, 176–197. <https://aclanthology.org/2021.eacl-demos.22>
- [61] Rob van der Goot and Gertjan van Noord. 2017. Parser Adaptation for Social Media by Integrating Normalization. In *Proceedings of the 55th Annual Meeting of the Association for Computational Linguistics (Volume 2: Short Papers)*. Association for Computational Linguistics, Vancouver, Canada, 491–497. doi:10.18653/v1/P17-2078
- [62] Rob van der Goot and Gertjan van Noord. 2018. Modeling Input Uncertainty in Neural Network Dependency Parsing. In *Proceedings of the 2018 Conference on Empirical Methods in Natural Language Processing*. Association for Computational Linguistics, Brussels, Belgium, 4984–4991. doi:10.18653/v1/D18-1542
- [63] Rob Matthijs van der Goot. 2019. Normalization and parsing algorithms for uncertain input. (2019).
- [64] Marcus Vielsted, Nikolaj Wallenius, and Rob van der Goot. 2022. Increasing Robustness for Cross-domain Dialogue Act Classification on Social Media Data. In *Proceedings of the Eighth Workshop on Noisy User-generated Text (W-NUT 2022)*. Association for Computational Linguistics, Gyeongju, Republic of Korea, 180–193. <https://aclanthology.org/2022.wnut-1.20/>

- [65] Aobo Wang, Min-Yen Kan, Daniel Andrade, Takashi Onishi, and Kai Ishikawa. 2013. Chinese Informal Word Normalization: an Experimental Study. In *Proceedings of the Sixth International Joint Conference on Natural Language Processing*, Ruslan Mitkov and Jong C. Park (Eds.). Asian Federation of Natural Language Processing, Nagoya, Japan, 127–135. <https://aclanthology.org/I13-1015/>
- [66] Pidong Wang and Hwee Tou Ng. 2013. A Beam-Search Decoder for Normalization of Social Media Text with Application to Machine Translation. In *Proceedings of the 2013 Conference of the North American Chapter of the Association for Computational Linguistics: Human Language Technologies*, Lucy Vanderwende, Hal Daumé III, and Katrin Kirchhoff (Eds.). Association for Computational Linguistics, Atlanta, Georgia, 471–481. <https://aclanthology.org/N13-1050/>
- [67] Zhijun Wang, Xuebo Liu, and Min Zhang. 2022. Breaking the Representation Bottleneck of Chinese Characters: Neural Machine Translation with Stroke Sequence Modeling. In *Proceedings of the 2022 Conference on Empirical Methods in Natural Language Processing*, Yoav Goldberg, Zornitsa Kozareva, and Yue Zhang (Eds.). Association for Computational Linguistics, Abu Dhabi, United Arab Emirates, 6473–6484. doi:10.18653/v1/2022.emnlp-main.434
- [68] Linting Xue, Aditya Barua, Noah Constant, Rami Al-Rfou, Sharan Narang, Mihir Kale, Adam Roberts, and Colin Raffel. 2022. ByT5: Towards a Token-Free Future with Pre-trained Byte-to-Byte Models. *Transactions of the Association for Computational Linguistics* 10 (2022), 291–306. doi:10.1162/tacl_a_00461
- [69] An Yang, Baosong Yang, Beichen Zhang, Binyuan Hui, Bo Zheng, Bowen Yu, Chengyuan Li, Dayiheng Liu, Fei Huang, Haoran Wei, et al. 2024. Qwen2. 5 technical report. *arXiv preprint arXiv:2412.15115* (2024).
- [70] Congle Zhang, Tyler Baldwin, Howard Ho, Benny Kimelfeld, and Yunyao Li. 2013. Adaptive Parser-Centric Text Normalization. In *Proceedings of the 51st Annual Meeting of the Association for Computational Linguistics (Volume 1: Long Papers)*. Association for Computational Linguistics, Sofia, Bulgaria, 1159–1168. <https://aclanthology.org/P13-1114>
- [71] Caleb Ziems, William Held, Jingfeng Yang, Jwala Dhamala, Rahul Gupta, and Diyi Yang. 2023. Multi-VALUE: A Framework for Cross-Dialectal English NLP. In *Proceedings of the 61st Annual Meeting of the Association for Computational Linguistics (Volume 1: Long Papers)*, Anna Rogers, Jordan Boyd-Graber, and Naoaki Okazaki (Eds.). Association for Computational Linguistics, Toronto, Canada, 744–768. doi:10.18653/v1/2023.acl-long.44
- [72] Katja Zupan, Nikola Ljubešić, and Tomaž Erjavec. 2019. How to tag non-standard language: Normalisation versus domain adaptation for Slovene historical and user-generated texts. *Natural Language Engineering* 25, 5 (2019), 651–674. <https://www.cambridge.org/core/journals/natural-language-engineering/article/abs/how-to-tag-nonstandard-language-normalisation-versus-domain-adaptation-for-slovene-historical-and-usergenerated-texts/5C6BE72AE2FD6A7BB78B3F01741C64DF>

A Data Statement

We provide a dataset statement following the setup proposed by Bender and Friedman [8]:

A. CURATION RATIONALE

- Thai: The dataset was collected data from Twitter’s platform between 2017 and 2019, where only top trend topics in each month and longest were selected.
- Vietnamese: The corpus was collected from Facebook and TikTok, focusing on diverse content categories and highly engaging public comments.
- Indonesian: Extracted from Instagram pages of 104 Indonesian public figures in 2016. Manually filtered for relevance.
- Japanese: The dataset was collected from Twitter’s platform between 2010 and 2020.
- Korean: The dataset was collected from well known South Korean social media platform “DC Inside”.

B. LANGUAGE VARIETY We use iso639-3 codes:

- Thai: tha
- Vietnamese: vie
- Indonesian: ind
- Japanese: jpn
- Korean: kor

C. SPEAKER DEMOGRAPHIC

- Thai: The data was collected based on top-trend Twitter topics. No direct information about the gender distribution or socioeconomic status of the speakers.

- Vietnamese: The data was collected from public comments on Facebook and TikTok from a wide range of content categories. No direct information about the gender distribution or socioeconomic status of the speakers.
- Indonesian: Collected from Instagram pages. No direct information about the gender distribution or socioeconomic status of the speakers.
- Japanese: The data was collected from Twitter posts. No direct information about the gender or socioeconomic status of the speakers.
- Korean: The data was collected based on the famous South Korean social media platform “DC inside”. No direct information about the gender or socioeconomic status of the speakers.

D. ANNOTATOR DEMOGRAPHIC

- Thai: The dataset is annotated by ten linguistic students, and all of them are Thai native speakers aged between 20 to 22 years old.
- Vietnamese: The corpus is formulated by six native speakers aged 20–22 with strong Vietnamese language skills and social media experience. Their backgrounds include computer science, Vietnamese studies, economics, and construction.
- Indonesian: University students
- Japanese: The dataset was annotated by three Japanese university students who are native speakers of Japanese. The first annotator performed sentence normalization, while the second assessed its acceptability and modified it as necessary. Finally, all annotators extracted only lexical normalization, i.e., examples where at least one of the expressions before and after normalization is at the word level.
- Korean: The dataset is formulated by two Korean university students, both native Korean speakers.

E. SPEECH SITUATION

- Thai: The dataset was created in 2019, where all the texts are from 2017 to 2019, where the topic of each data is discussing influencers, beliefs, goods, government, and daily lives.
- Vietnamese: The dataset was constructed in 2023 using social media comments, reflecting a wide range of public discussions.
- Indonesian: The original dataset was created in 2016, but no information about the age of the posts was saved. Normalization annotations were added in 2020.
- Japanese: The dataset was created in 2022, where all the texts are from 2010 to 2020, and covers a wide range of topics. Normalization annotations were added in 2024.
- Korean: The dataset was created in 2023, the data was extracted from discussions on topics of the platform, including for example: nation, race, politics, social hierarchy, and so on.

F. TEXT CHARACTERISTICS The data is extracted from a variety of social media platforms. Each platform has some platform specific conventions, but also within certain communities there are specific language conventions and uses. For a large portion of the data, a highly informal register is used.

B LLM Normalization results

In this setup, we aim to test how well the LLM can perform text normalization without a dictionary-based lookup. As shown in 6, there is a large gap between proprietary and open-source models, only Gemma and GPT-4o can surpass the MFR base model for the average performance. For new languages, MFR is a strong baseline model. It surpasses all LLM models in Indonesian, Korean, Thai, and Vietnamese, except Japan. This result indicates that using LLM alone for

Lang.	MFR	LLaMA3	Qwen2.5	Gemma3	GPT-4o
IN	58.94	37.37	38.58	44.64	53.43
JA	5.77	6.76	<u>16.45</u>	7.17	20.48
KO	6.35	-19.31	<u>-11.64</u>	-13.49	-12.17
TH	41.87	18.14	21.52	29.73	<u>37.93</u>
VI	75.58	35.23	50.25	56.42	<u>72.23</u>
DA	49.68	60.55	56.65	<u>64.24</u>	66.67
DE	31.95	50.41	56.91	<u>59.61</u>	64.49
EN	64.93	54.17	57.30	52.08	<u>58.62</u>
ES	25.57	29.80	37.49	<u>38.12</u>	40.68
HR	36.52	30.26	30.84	<u>44.20</u>	46.73
ID-EN	61.17	44.27	50.80	50.11	<u>56.59</u>
IT	18.63	37.29	42.57	<u>45.21</u>	45.87
NL	37.58	30.09	33.36	<u>44.12</u>	57.07
SL	<u>56.71</u>	32.28	34.55	53.20	63.67
SR	42.52	42.70	38.05	<u>52.58</u>	56.58
TR	15.42	36.15	34.85	<u>48.37</u>	54.73
TR-DE	21.82	23.96	26.94	<u>36.20</u>	51.62
Avg.	38.29	32.36	36.20	<u>41.91</u>	49.13

Table 6. ERR scores across language settings. Bold indicates the highest (best) score per row; underlined denotes the second highest. LLM results are averaged over three runs each.

new languages remains challenging, especially for non-Latin scripts (Japanese, Korean, Thai), where the results are substantially lower compared to Latin script languages.

Common errors: We perform a manual inspection of random subsamples from GPT-4o for all languages. We found some clear trends on which types of errors are being made:

- (1) Normalizations that are context-dependent or have multiple potential normalizations, due to, e.g., politeness markers.
- (2) Spelling errors and phonetical replacements; these can be more challenging for non-Latin scripts, as they can both be more nuanced (there are more smaller diacritic-like differences, like tonal information), or have much more orthographic distance, as phonetical replacements do not necessarily have any overlap with the original.
- (3) Transliterations of foreign words; we had corrected transliterations during annotations, but they result in words that are not normally included in vocabularies.
- (4) For Korean, we additionally found that emotional nuance, hateful words, and missing cultural context lead to lower performance.

C Normalization detection results

To what extent can encoder-based models improve the detection performance of unseen informal words compared to dictionary-based approaches?

Setup: We build detection models for 17 languages, drawing inspiration from the detection component of the Named Entity Recognition (NER) task [35]. Our implementation is based on the MaChAmp toolkit [60], which supports multi-task and multilingual learning. Given the scale of our experiments, we use the standard hyperparameters of MaChAmp. The model architecture employed was XLM-Roberta-base, a multilingual transformer model. Training was conducted with a learning rate of $1e-4$ and a batch size of 32. The training process ran for 20 epochs, and a dropout rate of 0.2 was applied to help prevent overfitting. These hyperparameters were selected to optimize model performance for

Language	MFR	Encoder	UFAL
IN	74.78	96.70	84.21
JA	49.46	78.49	71.03
KO	19.58	59.13	44.33
TH	68.82	73.80	29.13
VI	89.59	94.69	91.55
Average New languages	60.45	80.56	64.05
DA	68.94	84.23	84.30
DE	58.46	86.87	84.50
EN	81.29	85.77	86.78
ES	42.48	76.04	75.24
HR	57.16	79.49	82.07
ID-EN	79.11	86.72	87.54
IT	45.21	75.26	76.24
NL	64.51	85.21	84.53
SL	76.55	88.89	88.93
SR	61.67	82.79	83.96
TR	33.74	84.64	85.97
TR-DE	45.68	84.45	86.71
Average Original languages	59.57	83.36	83.90
Average	62.37	83.49	78.06

Table 7. F1-score (%) for informal text detection performance.

all detection models. Similar to the NER task, we report F1-scores (%) based on labeled class performance, excluding tokens assigned to the non-normalized (O) class.

Results: As shown in Table 7, encoder-based models improve detection performance over the dictionary-based MFR approach by approximately 24%, and perform better than the UFAL model for new languages. For the detection of which words to normalize, UFAL clearly performs much worse on non-Latin languages (Table 7). Our encoder-based detection model performs more robustly, but also shows that the detection task itself is still an important challenge of the full lexical normalization task, as it provides a performance upper bound.

D The effect of in-context samples

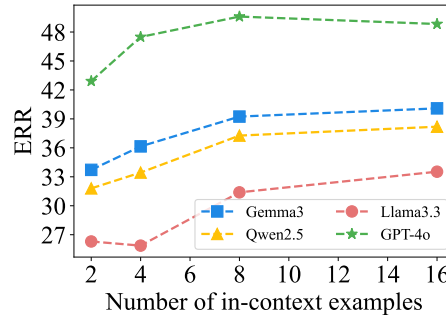


Fig. 5. Varying in-context size based on the development set

Lang.	Precision						Recall					
	MFR	ÚFAL	LLaMA	Qwen	Gemma	GPT-4o	MFR	ÚFAL	LLaMA3	Qwen	Gemma	GPT-4o
IN	100.00	96.82	95.35	95.58	95.55	95.39	58.94	70.24	66.48	67.86	69.72	71.82
JA	56.29	84.94	72.50	77.96	72.22	77.17	25.84	47.70	26.21	28.36	23.78	31.98
KO	78.57	46.81	12.02	15.72	20.20	19.44	8.73	17.46	2.71	3.67	5.80	4.83
TH	78.65	64.56	74.44	75.61	75.71	75.68	57.47	15.30	61.51	62.35	63.53	64.77
VI	96.82	96.52	95.20	95.51	95.33	96.17	78.15	80.24	80.46	81.62	81.55	83.36
DA	93.85	90.87	88.93	87.52	89.20	88.37	53.16	72.47	73.73	71.73	74.68	76.16
DE	90.83	89.47	89.28	89.87	90.87	91.00	35.7	69.82	54.69	57.62	59.01	61.07
EN	94.15	90.22	90.66	91.01	90.71	90.62	69.23	78.96	76.43	77.42	77.11	77.44
ES	99.20	83.95	81.98	83.88	84.31	83.81	25.78	52.18	51.70	56.62	58.63	60.64
HR	93.40	92.28	84.25	85.05	86.81	86.92	39.30	66.95	55.48	54.79	61.30	64.88
ID-EN	90.27	83.36	83.94	84.42	83.75	83.47	68.56	81.79	79.95	80.07	80.07	80.41
IT	70.73	74.74	80.05	80.27	82.07	80.60	28.71	70.30	53.14	59.08	58.42	61.72
NL	95.74	94.70	90.20	90.37	91.34	92.27	39.46	60.34	47.91	49.68	56.28	61.53
SL	95.05	92.57	91.38	91.59	92.66	93.11	59.83	78.26	66.58	66.62	72.44	76.56
SR	96.4	93.05	90.52	90.34	91.90	92.22	44.27	69.69	60.40	57.87	65.77	67.99
TR	87.72	89.38	86.22	86.73	90.93	89.29	16.89	65.37	47.92	44.88	56.08	62.39
TR-DE	84.81	88.52	82.01	82.24	83.37	86.26	26.91	66.87	45.66	47.77	52.67	63.48
Avg.	88.38	85.46	81.70	82.57	83.35	83.63	43.35	62.58	55.94	56.94	59.81	63.00

Table 8. Precision and Recall (%) across languages for the lexicon normalization task. Results for LLMs are averaged over three runs.

We analyze the effect of in-context examples across five languages (Indonesian, Japanese, Thai, Vietnamese, and English) using four language models. To evaluate how well the models perform with in-context examples, we vary the number of examples to 2, 4, 8, and 16. As shown in Fig. 5, the results show that GPT-4o is the best model, followed by Gemma3, Qwen2.5, and Llama3.3. This trend is consistent across the number of shots. The performance gains increase for all models when we add more shots. However, performance gains diminish after eight examples. Therefore, we fix the number of in-context examples to eight for all experiments.

E Performance Comparison Across Metrics for Text Normalization

We extend our evaluation beyond ERR and F1 by presenting comparative results across languages for Precision and Recall in Table 8, and for Accuracy in Table 9.

Lang.	Accuracy					
	MFR	UFAL	LLaMA	Qwen	Gemma	GPT-4o
IN	80.59	84.85	82.62	83.33	84.14	85.04
JA	93.93	96.09	94.61	94.87	94.50	95.01
KO	92.47	91.77	77.69	77.91	78.08	78.06
TH	97.61	96.18	97.55	97.63	97.66	97.70
VI	96.04	96.33	96.18	96.40	96.36	96.77
DA	95.77	97.07	97.02	96.76	97.13	97.15
DE	88.13	93.29	90.94	91.46	91.87	92.14
EN	97.23	97.66	97.52	97.61	97.57	97.58
ES	94.60	95.81	95.67	96.07	96.18	96.30
HR	91.84	95.03	92.94	92.95	93.81	94.23
ID-EN	94.82	95.40	95.29	95.37	95.27	95.27
IT	95.79	97.29	96.96	97.19	97.21	97.31
NL	82.97	88.23	84.33	84.80	86.48	88.07
SL	93.62	95.87	94.15	94.18	95.07	95.71
SR	94.53	96.61	95.62	95.39	96.14	96.40
TR	69.13	84.69	78.42	77.61	82.25	83.71
TR-DE	76.20	87.23	80.34	80.89	82.31	85.76
Avg.	90.31	93.49	91.05	91.20	91.88	92.48

Table 9. Accuracy scores across (%) language settings for the lexicon normalization task. LLM results are averaged over three runs each.