

Cauchy's Surface Area Formula in the Funk Geometry

Sunil Arya*

Department of Computer Science and Engineering
Hong Kong University of Science and Technology
Clear Water Bay, Kowloon, Hong Kong
arya@cse.ust.hk

David M. Mount

Department of Computer Science and
Institute for Advanced Computer Studies
University of Maryland
College Park, Maryland 20742
mount@umd.edu

Abstract

Cauchy's surface area formula expresses the surface area of a convex body as the average area of its orthogonal projections over all directions. While this tool is fundamental in Euclidean geometry, with applications ranging from geometric tomography to approximation theory, extensions to non-Euclidean settings remain less explored. In this paper, we establish an analog of Cauchy's formula for the Funk geometry induced by a convex body K in \mathbb{R}^d , under the Holmes-Thompson measure. Our formula is simple and is based on central projections to points on the boundary of K . We show that when K is a convex polytope, the formula reduces to a weighted sum involving central projections at the vertices of K . Finally, as a consequence of our analysis, we derive a generalization of Crofton's formula for surface areas in the Funk geometry. By viewing Euclidean, Minkowski, Hilbert, and hyperbolic geometries as limiting or special cases of the Funk setting, our results provide a single framework that unifies these classical surface area formulas.

Keywords: Convexity, Cauchy's formula, Funk geometry, Hilbert geometry, Crofton's formula, Holmes-Thompson surface area.

1 Introduction

Cauchy's surface area formula is a surprising and elegant result in Euclidean geometry. It states that the surface area of any convex body is a constant multiple of the average $(d - 1)$ -dimensional measure of its orthogonal projections, or “shadows”, taken over all possible directions. To state the result formally in any dimension $d \geq 1$, let S^d denote the d -dimensional unit sphere, λ_d denote the standard d -dimensional Lebesgue measure, ω_d denote the volume of a d -dimensional Euclidean

*Research supported by the Research Grants Council of Hong Kong, China under project number 16214721.

unit ball, and $(\cdot \mid \cdot)$ denote orthogonal projection. Cauchy’s formula states that for any convex body K in \mathbb{R}^d , its surface area is

$$\frac{1}{\omega_{d-1}} \int_{S^{d-1}} \lambda_{d-1}(K \mid u^\perp) du, \quad (1)$$

where u^\perp is the linear subspace orthogonal to u . The related *Crofton formula* allows us to express the surface area of a convex body K as the average number of lines that intersect K , assuming that the lines are sampled from an appropriate measure.

Cauchy’s formula is computationally fundamental, as it underpins algorithms in applications where estimating global geometric properties from lower-dimensional measurements is a recurring task, including geometric tomography [17], stereology [9], and surface area estimation for digitized 3D objects [22, 24]. Integral formulas of this form are the essential first steps in efficient sampling processes, such as computing ε -nets [3, 13], since they implicitly define the probability distribution upon which to base the sampling.

Modern applications have increasingly explored non-Euclidean spaces, such as the *Hilbert geometry* and its close relative, the *Funk geometry*. (See Section 2 for definitions.) These geometries arise naturally whenever the domain of interest is a convex set. Examples include the analysis of discrete probability distributions in machine learning, where the domain is the probability simplex [11, 25], analysis of networks through hyperbolic geometry [20], analysis of positive definite matrices in deep learning [19, 23], and lattice-based cryptosystems [8]. Hilbert is more widely studied than Funk, but Faifman argues that for many applications, including computing volumes and areas, the Funk geometry is more natural and yields cleaner results [15].

While the metric properties of these spaces are well-understood in differential geometry [15, 26, 27], computational aspects of these geometries are only beginning to emerge. Recent work has employed the Hilbert geometry for polytope approximation [7, 8], clustering [25], and approximate membership queries [2]. Despite this growing algorithmic interest, the integral geometry of these spaces lacks the computational primitives required for efficient implementations. A major barrier is that the standard definition of surface area (the Holmes-Thompson area [18]) relies on symplectic forms or global integrals involving the polar body, making direct numerical evaluation prohibitively complex for high-dimensional or large-scale settings.

In this paper, we bridge this gap by establishing explicit Cauchy and Crofton formulas for the Funk geometry. Our formulas transform the abstract definitions of Finsler area into simple, concrete geometric quantities, which are readily accessible to discrete computation. Beyond the specific interest in Funk geometry, our results reveal it as a unifying bridge connecting diverse geometric settings.

Our main result is a Funk analog of Cauchy’s formula. Let K be a convex body in \mathbb{R}^d , and let G be a convex set contained in the interior of K . Our objective is to compute the (Holmes-Thompson) surface area of G in the Funk geometry induced by K , which we denote by $\text{area}_K^F(G)$. For simplicity, let us assume for now that K ’s boundary is strictly convex, implying that for each direction $u \in S^{d-1}$, there is a unique boundary point $v_K(u)$ whose supporting hyperplane is orthogonal to u (see Figure 1(a)). Define the *central shadow* $S_K(G, u)$ as the slice of the cone subtended by G at $v_K(u)$, orthogonal to the direction u :

$$S_K(G, u) = -u^* \cap \text{cone}(G - v_K(u)),$$

where $-u^*$ is the hyperplane tangent to S^{d-1} at $-u$ and $\text{cone}(G - v_K(u))$ is the translation of the subtended cone to the origin (see Figure 1(b)). The measure of this section captures the “visual size” of G as seen from the boundary point $v_K(u)$. Just as the Euclidean formula averages

orthogonal shadows, our Funk formula averages these central shadows. We show that G 's surface area is proportional to the average area of these shadows, taken over all directions u .

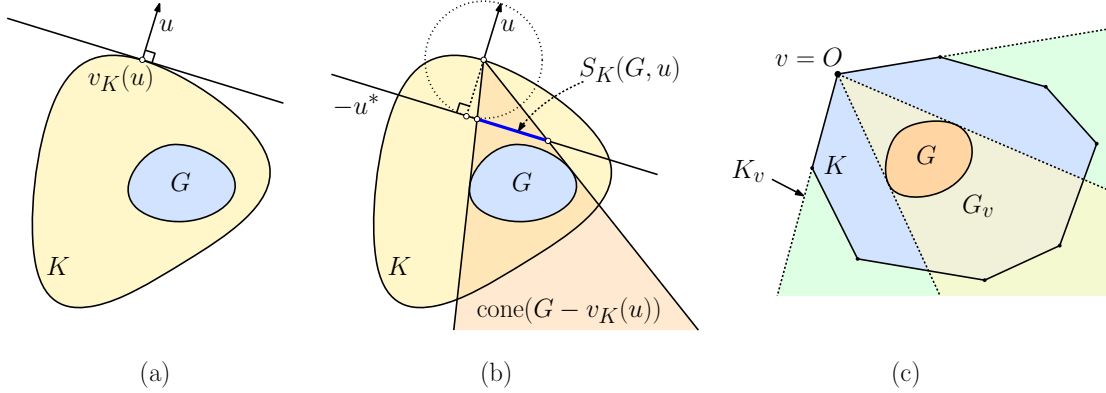


Figure 1: (a) The boundary point $v_K(u)$, (b) the central shadow $S_K(G, u)$ (translated so that $v_K(u)$ coincides with the origin), and (c) vertex decomposition.

Theorem 1. *Let G and K be two convex bodies in \mathbb{R}^d such that $G \subset \text{int}(K)$. Then*

$$\text{area}_K^F(G) = \frac{1}{\omega_{d-1}} \int_{S^{d-1}} \lambda_{d-1}(S_K(G, u)) d\sigma(u),$$

where σ denotes the rotation-invariant surface measure on S^{d-1} .

This offers a “tomographic interpretation” in the sense that the intrinsic Funk surface area can be recovered solely from these central slices, which capture the visibility of G from the boundary of K . It is interesting to note that, while the Holmes-Thompson surface area of G (presented in Section 2.2) is defined in terms of the areas of the polars of Finsler balls in the Funk geometry induced by K , the formula of Theorem 1 involves only simple Euclidean quantities and the standard Lebesgue measure.

Our formulation connects the Funk geometry to several classical settings. When K is expanded to infinity, the central shadows become parallel projections, and our result converges to a Cauchy-type formula for the surface area in Minkowski spaces (Lemma 5.2). In the special case where K is a Euclidean ball, this limit yields the classical Euclidean Cauchy formula. Furthermore, for a finite Euclidean ball K , our formula yields the exact surface area in the Beltrami-Klein model of hyperbolic geometry [12], generalizing planar observations by Alexander et al. [5]. Finally, for arbitrary convex bodies, our Funk surface area serves as a constant-factor approximation for the Hilbert surface area, with factors depending only on the dimension d (Corollary 5.1).

Crucially for algorithmic applications, we derive a *discrete surface area formula* when K is a polytope. We show that the Funk surface area of a body G nested within K can be decomposed into a sum of local terms associated with the *vertices* of K . Each vertex v of K is naturally associated with a pointed cone $K_v = \text{cone}(K - v)$, which is the cone subtended by K assuming that v is identified with the origin (see Figure 1(c)). The body G is similarly associated with a cone $G_v = \text{cone}(G - v)$. In Section 2.3, we define a simple shadow-based definition of the Funk volume of G_v with respect to K_v , which we denote by $\text{vol}_{K_v}^F(G_v)$. We show that the total surface area of G can be expressed as the sum of these cone-based Funk volumes over the vertices of K .

Theorem 2 (Vertex Decomposition for Polytopes). *Let K be a convex polytope in \mathbb{R}^d , and let $G \subset \text{int}(K)$ be a convex body. For each vertex $v \in V(K)$, let $K_v = \text{cone}(K - v)$ and $G_v = \text{cone}(G - v)$. Then*

$$\text{area}_K^F(G) = \sum_{v \in V(K)} \text{vol}_{K_v}^F(G_v).$$

While the cone-based Funk volume defined in Section 2.3 involves integration, it can be readily estimated through random sampling. Furthermore, this decomposition scales linearly with the vertex count of K (see the remark following the proof of Theorem 1 in Section 4). This is in contrast to prior Crofton measures for Hilbert geometries, which involve quadratic enumerations over face pairs [31].

Finally, we establish a *Funk-Crofton formula* (Theorem 3), proving that the Funk surface area is exactly the measure of lines intersecting the body, provided the space of lines is equipped with an appropriate geometric measure derived from K . This result provides the theoretical foundation for Monte-Carlo estimation of surface area, similar to methods used in Euclidean geometry [1, 22]. That is, one can approximate the Funk surface area simply by counting intersections with lines sampled from the appropriate distribution, bypassing the need for complex analytical evaluation.

1.1 Related Work

The study of integral geometry in projective Finsler spaces has a rich history in differential geometry [6, 30, 32]. Schneider [30] established the existence of Crofton measures for general projective Finsler spaces using the dual Holmes-Thompson volume. For the specific case of *polytopal Hilbert geometries*, he derived an explicit Crofton measure involving a combinatorial decomposition over pairs of complementary faces of the polytope [31]. Our work differs by focusing on the Funk geometry and providing a decomposition based on the *vertices* of the ambient polytope, which as noted above offers significant computational advantages.

In the planar setting, Alexander [4] and later Alexander, Berg, and Foote [5] derived elegant Cauchy-type perimeter formulas for the Hilbert geometry using trigonometric integrals. Note that in this case, Hilbert and Funk surface areas coincide. Like ours, their formulas are explicit and admit a shadow interpretation in the specific case of the Beltrami-Klein disk model of hyperbolic geometry. However, their techniques are specialized to the plane and do not seem to extend to arbitrary convex domains in higher dimensions. In contrast, our approach unifies these perspectives by showing that the “average of shadows” principle holds for general convex bodies in any dimension, with integrands that are directly interpretable as measures of central projections.

The remainder of the paper is organized as follows. In Section 2, we present the basic mathematical and geometrical background for our analysis, including definitions of the Funk and Hilbert geometries, the Holmes-Thompson volume and surface area, and discuss their projective properties. In Section 3, we derive our vertex decomposition for polytopes (Theorem 2). In Section 4, we establish the general formula for arbitrary convex bodies, proving Theorem 1. Finally, in Section 5, we discuss connections to other geometries, showing that our results yield exact surface area formulas for planar Hilbert geometries and hyperbolic space, as well as the exact Minkowski-Cauchy formula.

2 Preliminaries

Let us begin by presenting notation and terminology that will be used through the paper. We use $\langle \cdot, \cdot \rangle$ to denote the standard inner (dot) product on \mathbb{R}^d , and $\| \cdot \| = \sqrt{\langle \cdot, \cdot \rangle}$ for the Euclidean norm.

Let O denote the origin. Let B^d be the Euclidean unit ball centered at O , and $S^{d-1} := \partial B^d$ be the unit sphere. Given a linear subspace $E \subset \mathbb{R}^d$, for any set $K \subset \mathbb{R}^d$, let $K \mid E$ denote the orthogonal projection of K onto E .

A *convex body* in \mathbb{R}^d is a compact convex set with nonempty interior. Given a convex set K , we denote its boundary and interior by ∂K and $\text{int}(K)$, respectively. For $\alpha \geq 0$, αK denotes uniform scaling of K about the origin, and for $x \in \mathbb{R}^d$, $K + x$ denotes translation of K by x . Given a convex body K and a direction $u \in S^{d-1}$, the *support function* of K is $h_K(u) = \sup\{\langle u, x \rangle : x \in K\}$, and the *support hyperplane* of K with outer normal u , denoted $H_K(u)$, is $\{x \in \mathbb{R}^d : \langle u, x \rangle = h_K(u)\}$.

For $1 \leq k \leq d$, let λ_k denote the k -dimensional Hausdorff measure on \mathbb{R}^d . In particular, λ_d is the d -dimensional Lebesgue measure, and on any C^1 k -dimensional submanifold of \mathbb{R}^d , λ_k agrees with the standard k -dimensional surface area. Let σ denote the rotation-invariant surface measure on S^{d-1} . We identify σ with λ_{d-1} restricted to S^{d-1} , and we use λ_k for the k -dimensional measure on affine k -planes and on C^1 boundaries. Let $\omega_d = \lambda_d(B^d)$.

Given any two $(d-1)$ -dimensional smooth surfaces Φ and Ψ embedded in \mathbb{R}^d and any differentiable map $f : \Phi \mapsto \Psi$, at each $x \in \Phi$, the *Jacobian* of f is the local area-stretch factor of this function at x , that is, the scaling of the $(d-1)$ -dimensional surface measure under the differential of f at x . (See, e.g., [14] for details.) This is the factor appearing in the change-of-variables formula for surface integrals.

Given two convex sets $A, B \subset \mathbb{R}^d$, their *Minkowski sum*, denoted $A \oplus B$, is the convex set $\{a + b : a \in A, b \in B\}$. Given a convex body $K \subset \mathbb{R}^d$, its *difference body*, denoted $\Delta(K)$, is the centrally symmetric set $K \oplus -K$ (see Figure 2(a)).

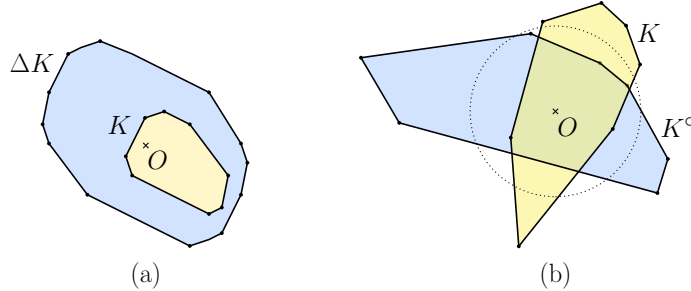


Figure 2: (a) The difference body of a convex body and (b) the polar of a convex body.

Given any nonempty set $K \subset \mathbb{R}^d$, define its *polar*, denoted K° , to be

$$K^\circ = \{y \in \mathbb{R}^d : \langle x, y \rangle \leq 1, \text{ for all } x \in K\}$$

(see Figure 2(b)). The polar has many useful properties (see, e.g., Barvinok [10]). For example, K° is always closed, convex, and contains the origin. If $O \in \text{int}(K)$, then K° is bounded. Moreover, if K is a convex body with $O \in \text{int}(K)$, then the same holds for K° , and $(K^\circ)^\circ = K$. Finally, polarity reverses inclusion; if $K_1 \subseteq K_2$, then $K_2^\circ \subseteq K_1^\circ$.

For a linear subspace $E \subseteq \mathbb{R}^d$ and a nonempty set $G \subseteq E$, define the polar of G in E by

$$G^{\circ E} := \{y \in E : \langle x, y \rangle \leq 1, \text{ for all } x \in G\}.$$

The following lemma states the well-known dual relationship between slicing a convex body and projecting its polar. A proof appears in [34, Theorem 2.2.9 and Corollary 2.2.10].

Lemma 2.1 (Projection-Section Duality). *Let $K \subseteq \mathbb{R}^d$ be a convex body such that $O \in \text{int}(K)$, and let E be a linear subspace of \mathbb{R}^d . Then the polar of the section $K \cap E$ (taken in E) equals the orthogonal projection of the polar of K onto E . That is,*

$$(K \cap E)^{\circ_E} = K^\circ \mid E.$$

2.1 The Funk and Hilbert Geometries

In this section, we will introduce the Funk and Hilbert geometries and present definitions of volumes and surface areas in these geometries. Let K be a convex body in \mathbb{R}^d . For any two distinct points $x, y \in \text{int}(K)$, let y' denote the point where the ray directed from x through y intersects ∂K (see Figure 3(a)). The *Funk distance* with respect to K , denoted $\text{dist}_K^F(\cdot, \cdot)$, is defined to be

$$\text{dist}_K^F(x, y) = \ln \frac{\|x - y'\|}{\|y - y'\|},$$

where $\text{dist}_K^F(x, y) = 0$ if $x = y$. The Funk distance is nonnegative, asymmetric, satisfies the triangle inequality, and is invariant under invertible affine transformations [27]. Because of its asymmetry, this is often referred to as a weak metric or quasi-metric.

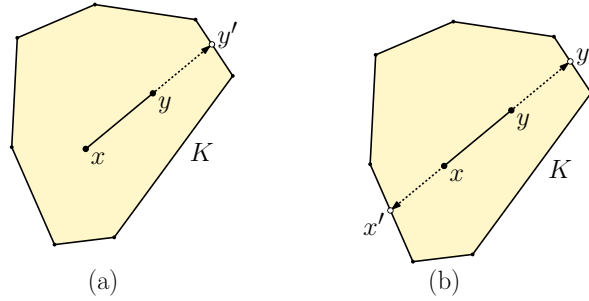


Figure 3: (a) The Funk distance and (b) the Hilbert distance.

The *Hilbert distance* with respect to K , denoted $\text{dist}_K^H(\cdot, \cdot)$, is the symmetrization of the Funk distance. Letting x' denote the point where the directed ray from y through x intersects ∂K , it is defined to be

$$\text{dist}_K^H(x, y) = \frac{1}{2} (\text{dist}_K^F(x, y) + \text{dist}_K^F(y, x)) = \frac{1}{2} \ln \frac{\|y - x'\| \|x - y'\|}{\|x - x'\| \|y - y'\|}$$

(see Figure 3(b)). It is well known that this is a metric (symmetric, positive except when $x = y$, and satisfying the triangle inequality). Observe that the quantity in the logarithm is the cross ratio $(x, y; y', x')$, and hence the Hilbert distance is invariant under invertible projective transformations.

Before defining volume and surface areas, let us first introduce some related concepts. Given a convex body G in \mathbb{R}^d whose interior contains the origin, define the *Minkowski functional* (or *gauge*) induced by G to be the function $\mu_G(x) = \inf\{\lambda : \lambda > 0 \text{ and } x \in \lambda G\}$. This defines a (possibly asymmetric) *Minkowski norm*. A *Finsler metric* on a manifold is a continuous function on its tangent bundle, whose restriction to each tangent space is a Minkowski norm. It is well known that both the Funk and Hilbert geometries induce a Finsler structure [35].

To define the Finsler structure for Funk, consider any $x \in \text{int}(K)$. Let its tangent space, denoted T_x , be \mathbb{R}^d . For each nonzero $v \in T_x$, let x^+ denote the point where the ray emanating from x in

direction v intersects ∂K (see Figure 4(a)), and let t be a positive scalar such that $x + tv = x^+$. The resulting Finsler norm at x is defined as

$$\text{Finsler}_K^F(x, v) = \frac{1}{t} \quad \text{and} \quad \text{Finsler}_K^F(x, 0) = 0.$$

This defines a Minkowski norm whose unit ball, called the *Finsler ball* or $B_K^F(x)$, is $K - x$. Thus, the ball is just a translate of K such that x coincides with the origin.

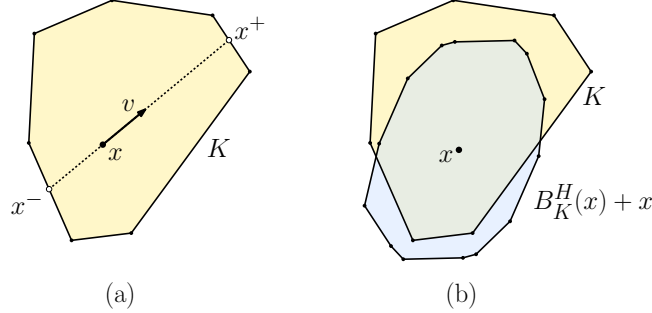


Figure 4: (a) The Finsler structure and (b) the Finsler ball for Hilbert (recentered about x).

The Finsler structure for Hilbert is a symmetric variant of the Funk Finsler structure. For each $x \in \text{int}(K)$ and each nonzero vector $v \in T_x$, let x^+ be as before, and let x^- be the point where the ray emanating from x in direction $-v$ intersects ∂K (see Figure 4(a)). Let t^+ and t^- be positive scalars such that $x + t^+v = x^+$ and $x - t^-v = x^-$. Then

$$\text{Finsler}_K^H(x, v) = \frac{1}{2} \left(\frac{1}{t^+} + \frac{1}{t^-} \right) \quad \text{and} \quad \text{Finsler}_K^H(x, 0) = 0.$$

This defines a Minkowski norm whose unit ball, denoted $B_K^H(x)$ is centrally symmetric (see Figure 4(b)). If K is a polytope, then so is $B_K^H(x)$.

The following lemma relates the polar of the Finsler ball in the Hilbert metric to the difference body of $(K - x)^\circ$. The lemma is a straightforward consequence of the Finsler interpretation of the Hilbert metric (see, e.g., [26, 32]).

Lemma 2.2. *Given a convex body $K \subset \mathbb{R}^d$ and $x \in \text{int}(K)$, $B_K^H(x)^\circ = \frac{1}{2}\Delta((K - x)^\circ)$.*

2.2 Holmes-Thompson Volume and Surface Area

There are a number of ways to define the notion of volume and surface area in Finsler spaces. The volume of a subset $G \subset \text{int}(K)$ arises by integrating the weighted contributions of volume elements over G , where the weight of each element depends on the local geometry, as expressed through the Finsler ball. Intuitively, as the size of the Finsler ball decreases, the relative importance of the associated Lebesgue volume element increases. Due to the reciprocal nature of polarity, as the volume of the Finsler ball decreases, the volume of its polar increases. This gives rise to the following definitions, due to Holmes and Thompson [18].

Let us first consider the Funk geometry. Given a convex body K and $x \in \text{int}(K)$, the Holmes-Thompson volume element is obtained by scaling the Lebesgue volume element $d\lambda_d(x)$ by the ratio of the Lebesgue volume of the polar of the Funk Finsler ball, $\lambda_d(B_K^F(x)^\circ)$, and the Lebesgue volume of the unit Euclidean ball, ω_d [16, 18]. Define the *Funk volume element* to be

$$d\text{vol}_K^F(x) = \frac{1}{\omega_d} \lambda_d(B_K^F(x)^\circ) d\lambda_d(x).$$

Recall that $B_K^F(x) = K - x$. The *Funk volume* of any convex body $G \subset K$ is

$$\text{vol}_K^F(G) = \int_{x \in G} d \text{vol}_K^F(x).$$

Assuming G is smooth and convex, we can define its Holmes-Thompson surface area in Funk similarly. For any $x \in \partial G$, identify its tangent space T_x with the $(d-1)$ -dimensional linear subspace of \mathbb{R}^d , equipped with the associated $(d-1)$ -dimensional Hausdorff measure on this subspace. The *Funk surface-area element* is given by

$$d \text{area}_K^F(x) = \frac{1}{\omega_{d-1}} \lambda_{d-1} \left((B_K^F(x) \cap T_x)^{\circ_{T_x}} \right) d\lambda_{d-1}(x).$$

By Lemma 2.1, we can express this alternatively in terms of the projected polar as

$$d \text{area}_K^F(x) = \frac{1}{\omega_{d-1}} \lambda_{d-1} \left(B_K^F(x)^\circ \mid T_x \right) d\lambda_{d-1}(x).$$

Since $B_K^F(x) = K - x$, this is exactly

$$d \text{area}_K^F(x) = \frac{1}{\omega_{d-1}} \lambda_{d-1} \left((K - x)^\circ \mid T_x \right) d\lambda_{d-1}(x). \quad (2)$$

The *Funk surface area* of $G \subset K$ is

$$\text{area}_K^F(G) = \int_{x \in \partial G} d \text{area}_K^F(x).$$

The Holmes-Thompson volume and surface areas can also be defined in terms of the Hilbert distance. The approach is the same, but for any $x \in \text{int}(K)$, rather than using the Finsler ball for Funk, we instead use the Finsler ball for the Hilbert distance, $B_K^H(x)$. Define the *Hilbert volume element* as

$$d \text{vol}_K^H(x) = \frac{1}{\omega_d} \lambda_d \left(B_K^H(x)^\circ \right) d\lambda_d(x),$$

and *Hilbert surface-area element* as

$$d \text{area}_K^H(x) = \frac{1}{\omega_{d-1}} \lambda_{d-1} \left((B_K^H(x) \cap T_x)^{\circ_{T_x}} \right) d\lambda_{d-1}(x).$$

The *Hilbert volume* and the *Hilbert surface area* for a convex body $G \subset K$ can be obtained as

$$\text{vol}_K^H(G) = \int_{x \in G} d \text{vol}_K^H(x) \quad \text{and} \quad \text{area}_K^H(G) = \int_{x \in \partial G} d \text{area}_K^H(x).$$

Faifman showed that the Hilbert- and Funk-based volumes and surface areas are related up to factors that depend on dimension.

Lemma 2.3 (Faifman [15]). *Let $K \subset \mathbb{R}^d$ be a convex body, let $G \subset K$ be a convex body, and let $\beta(d) = \binom{2d}{d}/2^d$. Then*

$$\begin{aligned} \text{vol}_K^F(G) &\leq \text{vol}_K^H(G) \leq \beta(d) \cdot \text{vol}_K^F(G) \quad \text{and} \\ \text{area}_K^F(G) &\leq \text{area}_K^H(G) \leq \beta(d-1) \cdot \text{area}_K^F(G). \end{aligned}$$

2.3 Cones

The standard Cauchy formula relies on orthogonal projections. We shall see that in the context of the Funk geometry induced by a convex body, the appropriate generalization utilizes central projections towards the boundary of the body. Such projections naturally involve cones. Throughout this paper, a *cone* in \mathbb{R}^d denotes a full-dimensional convex set closed under positive scaling (i.e., if x is in the set, then λx is in the set for all $\lambda \geq 0$). We assume our cones are *pointed*, meaning that they contain no lines. This implies that each cone has a unique *apex* at the origin.

The *conical hull* of a convex set $G \subset \mathbb{R}^d$, denoted $\text{cone}(G)$, is the smallest cone containing G , that is,

$$\text{cone}(G) = \{\gamma x : x \in G \text{ and } \gamma \geq 0\}$$

(see Figure 5(a)). Let $K \subset \mathbb{R}^d$ be a closed, full-dimensional convex set. For any boundary point $v \in \partial K$, the *normal cone* at v consists of all outer normal vectors to K at v :

$$\{u \in \mathbb{R}^d : \langle u, x - v \rangle \leq 0, \text{ for all } x \in K\}.$$

(see Figure 5(b)). In the cases of primary interest to us, such as when v is a vertex of a polytope or the apex of a pointed cone, the tangent cone $K_v = \text{cone}(K - v)$ is pointed. In these settings, the normal cone is full-dimensional and coincides with the polar cone K_v° .

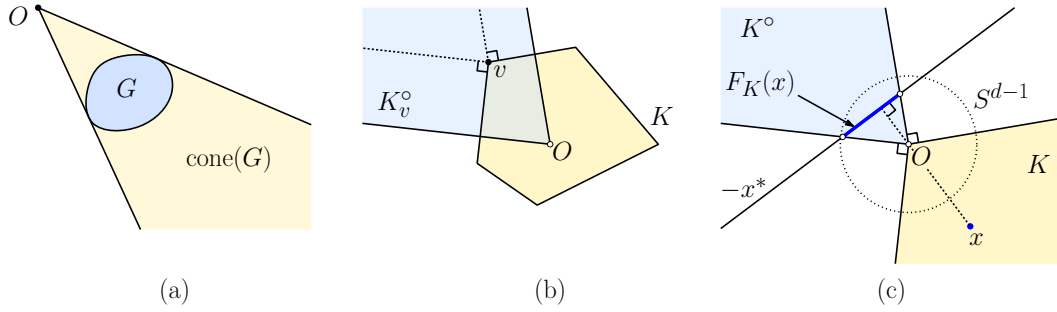


Figure 5: (a) The cone $\text{cone}(G)$, (b) the normal cone K_v° , and (c) $F_K(x)$.

For any nonzero vector $z \in \mathbb{R}^d$, we denote the associated *dual hyperplane* by

$$z^* = \{u \in \mathbb{R}^d : \langle u, z \rangle = 1\}.$$

For a pointed cone $K \subset \mathbb{R}^d$ and a vector $x \in \text{int}(K)$, we define the *dual cross-section* $F_K(x)$ to be the intersection of the polar cone K° with the dual hyperplane associated with $-x$ (see Figure 5(c)). That is,

$$F_K(x) := K^\circ \cap -x^* = \{y \in K^\circ : \langle x, y \rangle = -1\}. \quad (3)$$

Geometrically, this is the slice of the polar cone by a hyperplane orthogonal to the direction x . Since x lies in the interior of K , and K° consists of vectors making obtuse angles with all vectors in K , this hyperplane intersects K° in a bounded set.

Next, we establish a simple technical lemma relating the polar of a body to the polar of its subtended cones. This result allows us to characterize the facets of the polar polytope using local cone geometry.

Lemma 2.4. *Let $Q \subset \mathbb{R}^d$ be a convex body containing the origin in its interior. Let $v \in \mathbb{R}^d \setminus \text{int}(Q)$. Let $Q_v = \text{cone}(Q - v)$ be the cone subtended by Q at v (see Figure 6(a)). Then the intersection of the polar cone Q_v° with the dual hyperplane $v^* = \{y \in \mathbb{R}^d : \langle v, y \rangle = 1\}$ coincides exactly with the slice of the polar body Q° by v^* , that is, $Q_v^\circ \cap v^* = Q^\circ \cap v^*$ (see Figure 6(b) and (c)).*

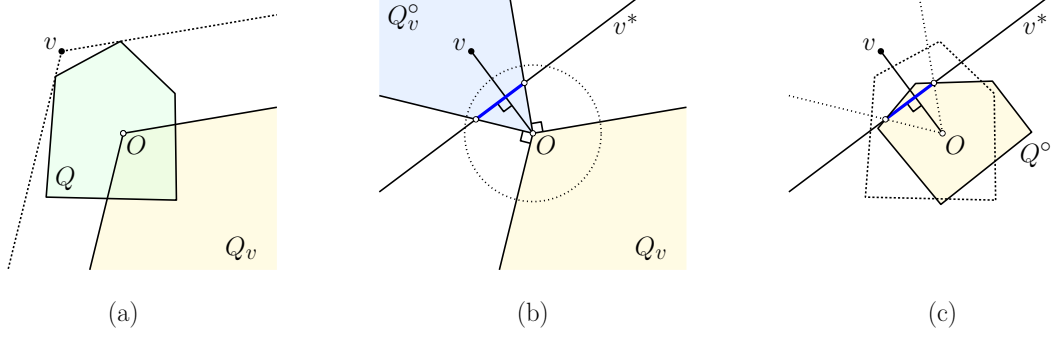


Figure 6: (a) The cone Q_v , (b) $Q_v^\circ \cap v^*$, and (c) $Q^\circ \cap v^*$.

Proof. By definition, a vector $y \in Q_v^\circ$ if and only if $\langle z, y \rangle \leq 0$ for all $z \in Q_v$. Since Q_v is the conical hull of $Q - v$, this condition is equivalent to:

$$\langle x - v, y \rangle \leq 0, \quad \forall x \in Q.$$

Restricting our attention to the hyperplane v^* , where $\langle v, y \rangle = 1$, this inequality becomes:

$$\langle x, y \rangle - \langle v, y \rangle \leq 0 \iff \langle x, y \rangle - 1 \leq 0 \iff \langle x, y \rangle \leq 1, \quad \forall x \in Q.$$

The condition $\langle x, y \rangle \leq 1$ for all $x \in Q$ is exactly the definition of the polar body Q° . Thus, restricted to the hyperplane v^* , the condition for membership in the polar cone is identical to the condition for membership in the polar body. \square

When applied to the vertices of a polytope, this lemma provides a functional characterization of the boundary of the polar body. Recall that for a polytope K with $O \in \text{int}(K)$, the facets of the polar body K° are in one-to-one correspondence with the vertex set $V(K)$ [36]. Specifically, for each vertex $v \in V(K)$, the dual facet is the intersection of K° with the supporting hyperplane v^* . Lemma 2.4 implies that this facet is exactly $K_v^\circ \cap v^*$ which matches the definition of the dual cross-section $F_{K_v}(-v)$.

Corollary 2.5. *Let $K \subset \mathbb{R}^d$ be a convex polytope with $O \in \text{int}(K)$. For each vertex $v \in V(K)$, the facet of K° dual to v , denoted F_v , is given by*

$$F_v = K_v^\circ \cap v^* = F_{K_v}(-v).$$

Furthermore, $\partial K^\circ = \bigcup_{v \in V(K)} F_v$.

Extending the definition of Funk volume from bounded convex bodies to unbounded cones requires care. If G and K are pointed cones in \mathbb{R}^d with $(G \setminus \{O\}) \subset \text{int}(K)$, the standard Funk distance is degenerate, and the classical volume is infinite. However, the projective nature of Funk geometry allows us to define a meaningful volume for G relative to K by considering cross-sections. Faifman [15] demonstrated that the Funk geometry is essentially projective. A key consequence is that the Holmes-Thompson volume of the section $G \cap H$, measured with respect to the ambient section $K \cap H$, is invariant to the choice of the hyperplane H , provided $K \cap H$ is bounded. We call such a hyperplane *admissible*.

This invariance implies that the volume is intrinsic to the nested cone structure itself. We define the *cone Funk volume* of G relative to K by the integral

$$\text{vol}_K^F(G) := \frac{1}{\omega_{d-1}} \int_{\Sigma(G)} \lambda_{d-1}(F_K(s)) d\sigma(s), \quad \text{where } \Sigma(G) := S^{d-1} \cap G \quad (4)$$

(see Figure 7(a)). In Lemma A.4 (see Appendix A), we show that this integral coincides with $\text{vol}_K^F(G \cap H)$ for any admissible hyperplane H , thus justifying this terminology.

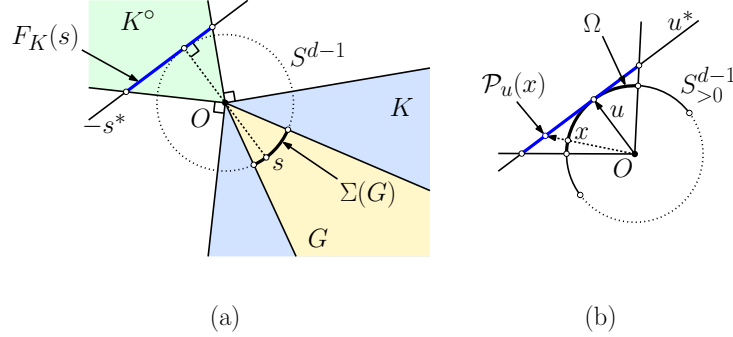


Figure 7: (a) Defining $\text{vol}_K^F(G)$ and (b) the gnomonic projection.

When dealing with spherical surface patches, such as $\Sigma(G)$, it is useful to relate their surface measures to flat projections. For any unit vector $u \in S^{d-1}$, define the open hemisphere centered at u as $S_{>0}^{d-1} := \{x \in S^{d-1} : \langle x, u \rangle > 0\}$. The *gnomonic projection* induced by u is the mapping $\mathcal{P}_u : S_{>0}^{d-1} \rightarrow u^*$ given by $\mathcal{P}_u(x) := x / \langle x, u \rangle$ (see Figure 7(b)). A straightforward analysis of the Jacobian determinant yields the following proposition (see, e.g., [15, Lemma 3.10]).

Proposition 2.6 (Gnomonic Conversion). *Given $u \in S^{d-1}$ and a measurable set $\Omega \subset S_{>0}^{d-1}$,*

$$\lambda_{d-1}(\mathcal{P}_u(\Omega)) = \int_{\Omega} |\langle x, u \rangle|^{-d} d\sigma(x).$$

3 Vertex Decomposition for Convex Polytopes

In this section, we establish a discrete surface area formula for the case where K is a convex polytope. Our result provides a vertex-based decomposition of the Funk surface area similar in spirit to the formula of Alexander *et al.* for the planar Hilbert geometry [5], but derived through a distinct approach valid in arbitrary dimensions.

The strategy of our proof is to decompose the surface area of G into local contributions associated with the vertices of the ambient polytope K . Let $V(K)$ denote the set of vertices of K . For each $v \in V(K)$, we consider the local cones $K_v = \text{cone}(K - v)$ and $G_v = \text{cone}(G - v)$ subtended at v . We will show that the total Funk surface area of G is exactly the sum of the Funk volumes of the cones G_v measured relative to K_v . To achieve this, we first establish a fundamental lemma (Lemma 3.1) that relates the Funk volume of a cone to a boundary integral over G .

Consider a convex body G in the interior of a pointed cone K . The following lemma equates the Funk volume of $\text{cone}(G)$ to the integral of the projected area of the dual cross-sections $F_K(x)$ over the boundary ∂G . In the statement below, T_x denotes the tangent space of G at x .

Lemma 3.1. *Let $K \subset \mathbb{R}^d$ be a pointed cone and let $G \subset \text{int}(K)$ be a convex body. Then*

$$2 \cdot \text{vol}_K^F(\text{cone}(G)) = \frac{1}{\omega_{d-1}} \int_{\partial G} \lambda_{d-1}(F_K(x) \mid T_x) d\lambda_{d-1}(x)$$

(see Figure 8).

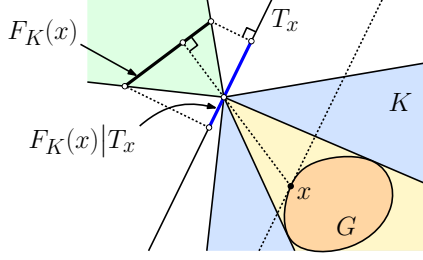


Figure 8: Lemma 3.1.

Proof. Recall that

$$\text{vol}_K^F(\text{cone}(G)) = \frac{1}{\omega_{d-1}} \int_{\Sigma(G)} \lambda_{d-1}(F_K(s)) d\sigma(s), \quad \text{where } \Sigma(G) = S^{d-1} \cap \text{cone}(G).$$

Let $u_G(x)$ denote the unique outer unit normal at $x \in \partial G$ (well-defined almost everywhere [33, Theorem 2.2.5]). Consider the radial map $x \mapsto s := x/\|x\|$ from ∂G to $\Sigma(G)$. The associated surface measure transformation is

$$d\sigma(s) = \frac{|\langle s, u_G(x) \rangle|}{\|x\|^{d-1}} d\lambda_{d-1}(x). \quad (5)$$

(Geometrically, the term $|\langle s, u_G(x) \rangle|$ represents the cosine of the angle between the radial vector and the surface normal. This factor corrects for the “tilt” of the surface patch ∂G relative to the radial projection onto the sphere.)

To relate the integrands, we invoke the homogeneity of the construction. Recall that $F_K(x) = K^\circ \cap -x^*$. Since $(\alpha x)^* = \alpha^{-1}x^*$, we have $F_K(x) = \|x\|^{-1}F_K(s)$. Therefore,

$$\lambda_{d-1}(F_K(s)) = \|x\|^{d-1} \lambda_{d-1}(F_K(x)). \quad (6)$$

Further, the projection of $F_K(x)$ (which lies in the hyperplane orthogonal to x) onto T_x (orthogonal to $u_G(x)$) scales its $(d-1)$ -measure by $|\langle s, u_G(x) \rangle|$, which implies that

$$\lambda_{d-1}(F_K(x) \mid T_x) = |\langle s, u_G(x) \rangle| \lambda_{d-1}(F_K(x)). \quad (7)$$

Combining Eqs. (5)–(7) yields

$$\lambda_{d-1}(F_K(x) \mid T_x) d\lambda_{d-1}(x) = \lambda_{d-1}(F_K(s)) d\sigma(s).$$

Since G is a convex body strictly contained in the cone K (and thus does not contain the apex O), any ray from the origin that intersects G pierces ∂G in exactly two points. Thus, the map $x \mapsto s$ is generically 2-to-1 from ∂G onto $\Sigma(G)$. Integrating over ∂G yields twice the integral over $\Sigma(G)$, that is,

$$\int_{\partial G} \lambda_{d-1}(F_K(x) \mid T_x) d\lambda_{d-1}(x) = 2 \int_{\Sigma(G)} \lambda_{d-1}(F_K(s)) d\sigma(s).$$

Dividing by ω_{d-1} completes the proof. \square

The next step in our derivation utilizes the dual facet characterization (Corollary 2.5) to decompose the projection of the polar body into a sum over its facets.

Lemma 3.2. *Let $K \subset \mathbb{R}^d$ be a convex polytope. For any $x \in \text{int}(K)$ and any $(d-1)$ -dimensional linear subspace T ,*

$$2\lambda_{d-1}((K-x)^\circ \mid T) = \sum_{v \in V(K)} \lambda_{d-1}(F_{K_v}(x-v) \mid T)$$

(see Figures 9(a) and (b)).

Proof. Apply Corollary 2.5 to the shifted polytope $Q = K - x$ (which contains the origin). The vertices of Q are of the form $u = v - x$ for $v \in V(K)$. For any such vertex u , the local cone is $Q_u = \text{cone}(Q - u) = \text{cone}(K - v) = K_v$.

According to Corollary 2.5, the facet of Q° dual to vertex u is given by $F_{Q_u}(-u)$. Substituting our expressions, this is

$$F_{K_v}(-(v-x)) = F_{K_v}(x-v).$$

Thus, the terms in the sum correspond exactly to the facets of $(K-x)^\circ$. Since $(K-x)^\circ$ is a bounded convex polytope containing the origin, almost every line orthogonal to T pierces its boundary in exactly two points. Therefore, summing the projected measures of all facets covers the projection of the body exactly twice. \square

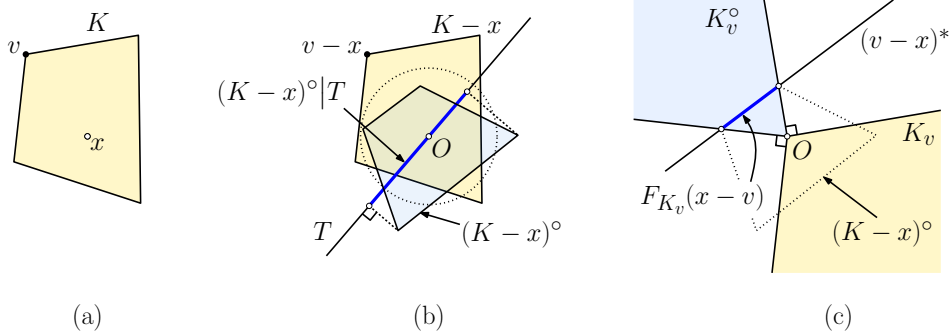


Figure 9: Lemma 3.2 and its proof.

Recall that for each vertex $v \in V(K)$, we defined the local cones $K_v = \text{cone}(K - v)$ and $G_v = \text{cone}(G - v)$ (see Figure 8(a)). We are now ready to prove the vertex-decomposition theorem from Section 1.

Proof. (Of Theorem 2) For each $v \in V(K)$, applying Lemma 3.1 to the pair $(K_v, G - v)$ yields

$$2 \cdot \text{vol}_{K_v}^F(G_v) = \frac{1}{\omega_{d-1}} \int_{\partial(G-v)} \lambda_{d-1}(F_{K_v}(x') \mid T_{x'}) d\lambda_{d-1}(x').$$

Perform the change of variables $x = x' + v$, so that $\partial(G-v) \rightarrow \partial G$ and $T_{x'} = T_x$, obtaining

$$2 \cdot \text{vol}_{K_v}^F(G_v) = \frac{1}{\omega_{d-1}} \int_{\partial G} \lambda_{d-1}(F_{K_v}(x-v) \mid T_x) d\lambda_{d-1}(x).$$

Summing over $v \in V(K)$ and by the linearity of integration, we have

$$2 \sum_{v \in V(K)} \text{vol}_{K_v}^F(G_v) = \frac{1}{\omega_{d-1}} \int_{\partial G} \left[\sum_{v \in V(K)} \lambda_{d-1}(F_{K_v}(x-v) \mid T_x) \right] d\lambda_{d-1}(x).$$

By Lemma 3.2, the term in the brackets is equal to $2\lambda_{d-1}((K-x)^\circ \mid T_x)$. Substituting this and dividing by 2 yields

$$\sum_{v \in V(K)} \text{vol}_{K_v}^F(G_v) = \frac{1}{\omega_{d-1}} \int_{\partial G} \lambda_{d-1}((K-x)^\circ \mid T_x) d\lambda_{d-1}(x).$$

By integrating Eq. (2), the right-hand side is precisely the definition of the Funk surface area $\text{area}_K^F(G)$. \square

4 Cauchy-Type Formulas for General Convex Bodies

We now pass from the vertex-based decomposition for polytopes to a formulation valid for general convex bodies. While the polytope formula expresses the surface area as a sum of local cone volumes associated with the vertices, the general result arises as an integral over the sphere of directions. In this section, we will prove Theorem 1. We begin by establishing a formula for the Funk volume of a single cone in terms of the areas of its central shadows (Lemma 4.1). This result allows us to replace the discrete sum over vertex cones with a continuous integral over S^{d-1} . In this setting, the total surface area is obtained by integrating the areas of these central shadows with respect to the rotation-invariant measure on the sphere.

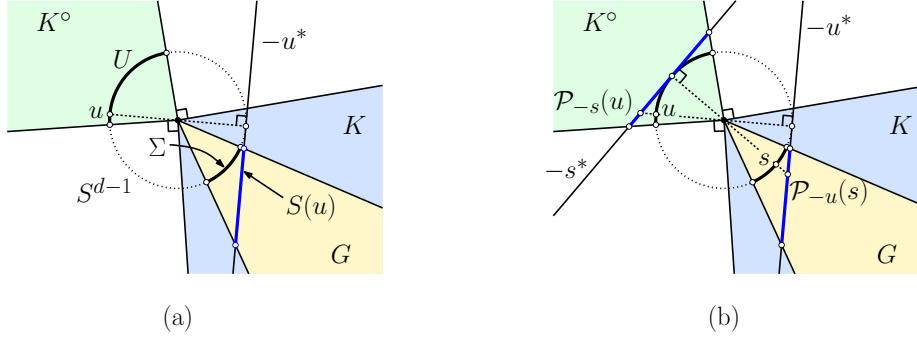


Figure 10: Lemma 4.1 and its proof.

Lemma 4.1 (Funk Volume of a Cone). *Let K and G be pointed cones in \mathbb{R}^d with $(G \setminus \{O\}) \subset \text{int}(K)$. Let $U = K^\circ \cap S^{d-1}$ (the spherical image of the polar cone), and for $u \in U$, let $S(u) = -u^* \cap G$ (see Figure 10(a)). Then*

$$\text{vol}_K^F(G) = \frac{1}{\omega_{d-1}} \int_U \lambda_{d-1}(S(u)) d\sigma(u). \quad (8)$$

Proof. Let $\Sigma = S^{d-1} \cap G$ and define the double integral

$$I = \frac{1}{\omega_{d-1}} \int_U \int_\Sigma |\langle s, u \rangle|^{-d} d\sigma(s) d\sigma(u).$$

Since the integrand is nonnegative, by Tonelli's theorem [29, Theorem 8.8(a)], we may integrate in either order. We will show that one order leads to the right-hand side of Eq. (8), and the other leads to the left-hand side.

First, let us integrate in s . Fix $u \in U$. Recall that $S(u) = -u^* \cap G$. Consider the gnomonic projection \mathcal{P}_{-u} (see Figure 10(b)). Clearly, $S(u) = \mathcal{P}_{-u}(\Sigma)$. Applying Proposition 2.6 with $\Omega = \Sigma$, we have

$$\int_\Sigma |\langle s, u \rangle|^{-d} d\sigma(s) = \lambda_{d-1}(\mathcal{P}_{-u}(\Sigma)) = \lambda_{d-1}(S(u)).$$

Substituting this evaluation of the inner integral back into I yields the right-hand side of Eq. (8).

Next, let us integrate in u . Fix $s \in \Sigma$. Recall that $F_K(s) = -s^* \cap K^\circ$ (see Equation (3)). Considering the gnomonic projection \mathcal{P}_{-s} , we have $\mathcal{P}_{-s}(U) = F_K(s)$ (see Figure 10(b)). Again, applying Proposition 2.6 with $\Omega = U$, we have

$$\int_U |\langle u, s \rangle|^{-d} d\sigma(u) = \lambda_{d-1}(\mathcal{P}_{-s}(U)) = \lambda_{d-1}(F_K(s)).$$

Substituting this evaluation of the inner integral back into I , we obtain

$$I = \frac{1}{\omega_{d-1}} \int_{\Sigma} \lambda_{d-1}(F_K(s)) d\sigma(s).$$

By the definition of Funk volume (Eq. (4)), this expression is exactly $\text{vol}_K^F(G)$, which matches the left-hand side of Eq. (8). \square

With the cone formula established, we now extend the result to general convex bodies by approximating them with polytopes and summing the local cone contributions. Let K be a convex body in \mathbb{R}^d , and let G be a convex set contained in the interior of K . Let us recall the central shadow from the Introduction. For almost all directions u , the intersection $K \cap H_K(u)$ consists of a single point $v_K(u)$ [33, Theorem 2.2.11]. For the remaining directions, fix any Borel-measurable choice $v_K(u) \in \partial K \cap H_K(u)$. The *central shadow* of G in the direction u is

$$S_K(G, u) = -u^* \cap \text{cone}(G - v_K(u))$$

(recall Figure 1). We are now in a position to prove our main theorem.

Proof. (Of Theorem 1) The proof proceeds in two steps.

Step 1: The polytopal case. Assume K is a convex polytope. For each vertex $v \in V(K)$, let $U_v = K_v^\circ \cap S^{d-1}$ denote the spherical image of the normal cone at v . The collection $\{U_v\}_{v \in V(K)}$ forms a partition of S^{d-1} up to a set of measure zero (the boundaries of these regions correspond to the normals of edges and higher-dimensional faces [33]).

For any direction u in the interior of U_v , the support point of K is unique and equals v . Consequently, for almost all $u \in U_v$, we have $v_K(u) = v$. Recalling that $G_v = \text{cone}(G - v)$, this implies that $S_{K_v}(G_v, u) = S_K(G, u)$.

We now decompose the total Funk surface area into local cone volumes using Theorem 2. Applying Lemma 4.1 to express each local volume as an integral over U_v , we obtain

$$\begin{aligned} \text{area}_K^F(G) &= \sum_{v \in V(K)} \text{vol}_{K_v}^F(G_v) \quad (\text{by Theorem 2}) \\ &= \sum_{v \in V(K)} \frac{1}{\omega_{d-1}} \int_{U_v} \lambda_{d-1}(S_{K_v}(G_v, u)) d\sigma(u) \quad (\text{by Lemma 4.1}) \\ &= \frac{1}{\omega_{d-1}} \sum_{v \in V(K)} \int_{U_v} \lambda_{d-1}(S_K(G, u)) d\sigma(u) \\ &= \frac{1}{\omega_{d-1}} \int_{S^{d-1}} \lambda_{d-1}(S_K(G, u)) d\sigma(u). \end{aligned}$$

This establishes the formula when K is a polytope.

Step 2: The general case. Let K be an arbitrary convex body with $G \subset \text{int}(K)$. There exists a sequence of polytopes K_m converging to K in the Hausdorff metric. We assume m is large enough that $G \subset \text{int}(K_m)$.

Fix a Borel-measurable choice for the support point maps. Since $K_m \rightarrow K$, the support points converge, $v_{K_m}(u) \rightarrow v_K(u)$, for almost all directions $u \in S^{d-1}$ [33, Theorem 2.2.11]. Consequently, the central shadows converge pointwise almost everywhere, implying that

$$\lambda_{d-1}(S_{K_m}(G, u)) \rightarrow \lambda_{d-1}(S_K(G, u)).$$

Since G is strictly contained in the interior of K , there exists a separation constant $\delta > 0$ such that the Euclidean distance from G to the boundary ∂K_m is at least δ for all sufficiently large m . This separation implies that the angle between the hyperplane $-u^*$ and the generators of $\text{cone}(G - v_{K_m}(u))$ is bounded away from zero. Consequently, the central shadow $S_{K_m}(G, u)$ is contained within a Euclidean ball of sufficiently large radius r in the hyperplane $-u^*$ (depending on $\text{diam}(G)$ and δ). The volume of this ball serves as an integrable dominating function, satisfying the conditions of the Dominated Convergence Theorem [29].

Applying the Dominated Convergence Theorem and the continuity of the Funk surface area with respect to the Hausdorff metric (which holds because the Finsler metric induced by K_m converges uniformly to that of K on the compact set ∂G) yields

$$\begin{aligned} \text{area}_K^F(G) &= \lim_{m \rightarrow \infty} \text{area}_{K_m}^F(G) = \lim_{m \rightarrow \infty} \frac{1}{\omega_{d-1}} \int_{S^{d-1}} \lambda_{d-1}(S_{K_m}(G, u)) d\sigma(u) \\ &= \frac{1}{\omega_{d-1}} \int_{S^{d-1}} \lambda_{d-1}(S_K(G, u)) d\sigma(u), \end{aligned}$$

as desired. □

Concerning computational implications, observe that when K is a polytope, the decomposition established in Step 1 of the proof yields a practical Monte-Carlo algorithm. The identity

$$\text{area}_K^F(G) = \sum_{v \in V(K)} \frac{1}{\omega_{d-1}} \int_{U_v} \lambda_{d-1}(S_{K_v}(G_v, u)) d\sigma(u)$$

expresses the global surface area as a weighted average of central shadows, one for each vertex. This effectively decouples the geometry of the ambient body K from that of the nested body G . The sampling distribution is determined solely by the normal cones of K 's vertices, while the quantity to be measured is the area of the central projection of G onto the dual hyperplane. By sampling a vertex v proportional to its normal cone volume and then a direction u from that cone (e.g., via triangulation into simplicial cones), one obtains an unbiased estimator whose evaluation requires only local operations relative to the chosen vertex. This elegantly bypasses the standard Holmes-Thompson definition, which would otherwise require constructing the polar Finsler ball $(K - x)^\circ$ at every point $x \in \partial G$ and integrating its volume over the entire boundary.

Using the gnomonic projection principle established in Proposition 2.6, we can refine the integral formula by expressing the shadow measure explicitly in terms of the cone geometry at the boundary point. For any $v \in \partial K$, let $\Sigma(G, v) := S^{d-1} \cap \text{cone}(G - v)$ denote the spherical cross-section of the cone subtended by G at v . The following corollary represents the Funk area as a double integral over the directions of the ambient space and the directions of the local cone.

Corollary 4.2 (Double-Integral Formula for Funk Area). *Let G and K be convex bodies in \mathbb{R}^d with $G \subset \text{int}(K)$. Then*

$$\text{area}_K^F(G) = \frac{1}{\omega_{d-1}} \int_{S^{d-1}} \int_{\Sigma(G, v_K(u))} |\langle s, u \rangle|^{-d} d\sigma(s) d\sigma(u).$$

Proof. By Theorem 1, the Funk surface area can be expressed as the integral of the measures of the central shadows:

$$\text{area}_K^F(G) = \frac{1}{\omega_{d-1}} \int_{S^{d-1}} \lambda_{d-1}(S_K(G, u)) d\sigma(u).$$

Recall that $S_K(G, u) = -u^* \cap \text{cone}(G - v_K(u))$. Consider the gnomonic projection \mathcal{P}_{-u} . Applying Proposition 2.6 with $\Omega = \Sigma(G, v_K(u))$, we have

$$\lambda_{d-1}(S_K(G, u)) = \int_{\Sigma(G, v_K(u))} |\langle s, u \rangle|^{-d} d\sigma(s).$$

Substituting this expression into the area formula yields the stated double integral. \square

The form of the double integral in Corollary 4.2 suggests a natural geometric interpretation in the space of lines. Specifically, the integrand corresponds to a density on the set of oriented lines intersecting the interior of K . We now formalize this by defining the appropriate measure.

Definition 4.3 (Oriented line measure). *Let $K \subset \mathbb{R}^d$ be a convex body. Fix a Borel-measurable selection $u \mapsto v_K(u) \in K \cap H_K(u)$, for $u \in S^{d-1}$, and set $D_K(u) := S^{d-1} \cap \text{cone}(K - v_K(u))$. We parameterize the space of oriented lines intersecting $\text{int}(K)$ by the pairs $(u, s) \in S^{d-1} \times D_K(u)$ corresponding to the rays*

$$\ell(u, s) := \{v_K(u) + ts : t \geq 0\}.$$

We define the oriented line measure on these parameters by

$$d\gamma_K^{\text{ori}}(u, s) := \frac{1}{\omega_{d-1}} |\langle s, u \rangle|^{-d} d\sigma(s) d\sigma(u).$$

Lemma 4.4 (Oriented Crofton representation). *Let G and K be convex bodies in \mathbb{R}^d with $G \subset \text{int}(K)$. Then*

$$\gamma_K^{\text{ori}}\{\ell : \ell \cap G \neq \emptyset\} = \frac{1}{\omega_{d-1}} \int_{S^{d-1}} \int_{\Sigma(G, v_K(u))} |\langle s, u \rangle|^{-d} d\sigma(s) d\sigma(u) = \text{area}_K^F(G).$$

Proof. For each $u \in S^{d-1}$, the set of directions s for which the ray $\ell(u, s)$ meets G is exactly $\Sigma(G, v_K(u))$, and by construction $\Sigma(G, v_K(u)) \subset D_K(u)$. Therefore, integrating the measure density over the domain of intersecting lines yields:

$$\gamma_K^{\text{ori}}\{\ell : \ell \cap G \neq \emptyset\} = \frac{1}{\omega_{d-1}} \int_{S^{d-1}} \int_{\Sigma(G, v_K(u))} |\langle s, u \rangle|^{-d} d\sigma(s) d\sigma(u).$$

The right-hand side is exactly $\text{area}_K^F(G)$ by Corollary 4.2. \square

While the oriented formulation is fundamental to Funk geometry, standard geometric probability typically deals with unoriented lines (e.g., in the context of stereology or the Hilbert geometry). We therefore derive the corresponding unoriented Crofton formula by symmetrizing the measure.

We define the measure γ_K of a set \mathcal{B} of unoriented lines by summing the measures of their oriented representatives. Specifically, for any geometric line L , let ℓ and $\bar{\ell}$ denote its two opposite orientations. We set

$$\gamma_K(\mathcal{B}) := \gamma_K^{\text{ori}}(\{\ell, \bar{\ell} : L \in \mathcal{B} \text{ is the line supporting } \ell \text{ or } \bar{\ell}\}).$$

In other words, the mass of an unoriented line is the sum of the masses of its two orientations.

Theorem 3 (Unoriented Crofton representation). *Let G and K be convex bodies in \mathbb{R}^d with $G \subset \text{int}(K)$. Then*

$$\gamma_K\{L : L \cap G \neq \emptyset\} = \text{area}_K^F(G).$$

Proof. By the definition of the unoriented measure, the mass of the set of unoriented lines intersecting G is exactly the oriented mass of the set of all oriented lines intersecting G :

$$\gamma_K\{L : L \cap G \neq \emptyset\} = \gamma_K^{\text{ori}}\{\ell : \ell \cap G \neq \emptyset\}.$$

By Lemma 4.4, this value equals $\text{area}_K^F(G)$. □

5 Connections to Other Geometries

Our results on the Funk geometry can be applied to yield Cauchy-type formulas for other geometries as well. In this section, we explore some examples.

5.1 Hilbert and Hyperbolic Geometries

Let us first consider implications for the Hilbert geometry. As discussed in the Introduction, computing the Holmes-Thompson surface area in the Hilbert geometry is generally difficult because the Hilbert density relies on the volume of the difference body of the polar set. In contrast, our Funk-Cauchy formula (Theorem 1) relies solely on Euclidean shadows.

The following corollary establishes that our formula serves as a robust approximation for the Hilbert area in general, and provides an *exact* computation for two important classes of spaces: planar geometries and the Beltrami-Klein model of hyperbolic geometry in any dimension.

Corollary 5.1. *Let $G \subset \text{int}(K)$ be convex bodies in \mathbb{R}^d .*

- (i) (General Approximation) *The Funk surface area approximates the Hilbert surface area within a constant factor depending only on dimension:*

$$\text{area}_K^F(G) \leq \text{area}_K^H(G) \leq \beta(d-1) \cdot \text{area}_K^F(G),$$

where $\beta(d) := \binom{2d}{d}/2^d$.

- (ii) (Planar Exactness) *If $d = 2$, the measures coincide:*

$$\text{area}_K^F(G) = \text{area}_K^H(G).$$

- (iii) (Ellipsoidal Exactness) *If K is an ellipsoid (e.g., the Beltrami-Klein model of hyperbolic geometry), the measures coincide in any dimension:*

$$\text{area}_K^F(G) = \text{area}_K^H(G).$$

Proof. Part (i) follows directly from the bounds on the Holmes-Thompson volume established by Faifman [15] (Lemma 2.3). In the special case of \mathbb{R}^2 , we have $\beta(d-1) = \beta(1) = 1$. Thus, the upper and lower bounds match, which implies (ii).

For Part (iii), assume K is an ellipsoid. For any $x \in \text{int}(K)$, the set $K-x$ is a translated ellipsoid containing the origin. Consequently, its polar $(K-x)^\circ$ is also an ellipsoid (though generally not centered at the origin) [21, Section 2.1]. Recall from Lemma 2.2 that $B_K^H(x)^\circ = \frac{1}{2}\Delta((K-x)^\circ)$. For any ellipsoid E , the difference body $\Delta(E)$ is a translate of $2E$.

Consequently, $B_K^H(x)^\circ$ is a translate of $B_K^F(x)^\circ$. Since the Holmes-Thompson surface area element depends only on the volume of the orthogonal projection of the polar set, and volume is translation-invariant, the densities coincide:

$$d\text{area}_K^H(x) = d\text{area}_K^F(x).$$

Thus, the surface areas are identical. \square

This exactness explains and generalizes previous observations in the literature. Alexander et al. [5] noted that for the Beltrami-Klein model of hyperbolic geometry in the plane, the Hilbert perimeter is the average length of central shadows. Corollary 5.1 shows that this “shadow principle” is not an accident of the ball, but a universal feature of the Funk geometry that manifests as the exact Hilbert area whenever the geometry possesses sufficient symmetry (ellipsoids) or low dimension ($d = 2$).

5.2 Minkowski Geometry

Our results also have implications for the Holmes-Thompson surface area in Minkowski geometry. Consider the Minkowski geometry induced by a convex body K in \mathbb{R}^d containing the origin in its interior, and let $\mu_K(\cdot)$ denote the associated (possibly asymmetric) norm. We denote the surface area of G in the Minkowski space with unit ball K by $\text{area}_K^M(G)$. Recall that the Holmes-Thompson surface area element in a Minkowski space is defined analogously to the Funk and Hilbert cases, using the polar of the local unit ball. In the Minkowski setting, the unit ball is translation-invariant, that is, for every x , the local ball is $K+x$. Its polar with respect to the local center is simply K° . Thus, the Holmes-Thompson surface area element is translation-invariant. For any $x \in \partial G$, let T_x denote the tangent hyperplane at x . (We may ignore the set of measure zero where T_x is not unique.) Recalling that $K^\circ \mid T_x$ denotes the orthogonal projection of K° onto T_x , the Minkowski Holmes-Thompson surface area element is

$$d\text{area}_K^M(x) = \frac{1}{\omega_{d-1}} \lambda_{d-1}(K^\circ \mid T_x) d\lambda_{d-1}(x)$$

(see, e.g., [34]). As in Section 2.1, the surface area of G is defined by integrating this area element over G 's boundary.

Recall that in the Funk geometry, the fundamental geometric object in our Cauchy formula is the *central shadow* $S_K(G, u)$, formed by projecting G from a boundary point $v_K(u)$ onto the hyperplane u^\perp . Recall that $v_K(u) \in \partial K$ is a support point in direction u , so that $\langle v_K(u), u \rangle = h_K(u)$. The Minkowski case can be modeled by considering the limit as we scale up K so its boundary recedes to infinity. Central projections tend to parallel projections in the limit. To stress this structural parallel, we define the *Minkowski shadow* of G in direction u , denoted $S_K^M(G, u)$, to be the parallel projection of G onto u^\perp along the direction $v_K(u)$, followed by a scaling by a factor of $1/h_K(u)$ (see Figure 11). One way to interpret this is as the set of vectors $x \in u^\perp$ such that, after scaling

by $h_K(u)$ and adding an appropriate scaled copy of $v_K(u)$, the resulting point lies in G . This leads to the definition:

$$S_K^M(G, u) := \{x \in u^\perp : \{h_K(u)x + t v_K(u) : t \in \mathbb{R}\} \cap G \neq \emptyset\}$$

Observe that since $O \in \text{int}(K)$, $h_K(u) > 0$ for all $u \in S^{d-1}$. Another way to express this is to recall from linear algebra that the projection of a point g onto u^\perp along direction v is given by $g - \frac{\langle g, u \rangle}{\langle v, u \rangle} v$. Setting $v = v_K(u)$ and observing that $h_K(u) = \langle v_K(u), u \rangle$, we have $S_K^M(G, u) = \Pi_u(G)$, where

$$\Pi_u(G) := \{\Pi_u(g) : g \in G\} \quad \text{and} \quad \Pi_u(g) := \frac{1}{h_K(u)} \left(g - \frac{\langle g, u \rangle}{h_K(u)} v_K(u) \right).$$

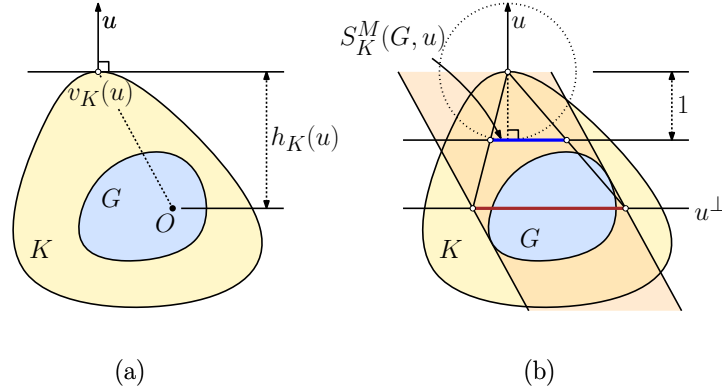


Figure 11: (a) A body G in the Minkowski geometry of K , and (b) the Minkowski shadow $S_K^M(G, u)$. (To better illustrate the analogy with central shadows, we have scaled and translated G so it lies within K , but this need not be the case in general. We have also translated $S_K^M(G, u)$.)

Lemma 5.2 (Minkowski-Cauchy Formula). *Let K be a convex body in \mathbb{R}^d containing the origin in its interior. For any convex body G , its Holmes-Thompson surface area in the Minkowski space $(\mathbb{R}^d, \mu_K(\cdot))$ is given by*

$$\text{area}_K^M(G) = \frac{1}{\omega_{d-1}} \int_{S^{d-1}} \lambda_{d-1}(S_K^M(G, u)) d\sigma(u).$$

Proof. We derive this result as the limit of the Funk-Cauchy formula (Theorem 1). Consider the scaled bodies $K_r := rK$. As mentioned above, $B_{K_r}^F(x)^\circ = (K_r - x)^\circ$. Scaling the outer body by a factor of r about x alters surface areas by a factor of $r^{-(d-1)}$. As $r \rightarrow \infty$ the impact of the displacement by x diminishes, and we have

$$\text{area}_{K_r}^F(G) = r^{-(d-1)} \cdot \text{area}_K^M(G) (1 + o(1)),$$

where $o(1)$ denotes a scalar tending to 0 as $r \rightarrow \infty$.

Fix $u \in S^{d-1}$ and any r that is sufficiently large that $G \subset \text{int}(K_r)$. For the sake of illustration, let us think of u as directed vertically upwards (see Figure 12(a)). On the right-hand side of Theorem 1, the central shadow $S_{K_r}(G, u)$ lies on the hyperplane $-u^* = \{y : \langle y, u \rangle = -1\}$. To simplify notation, let

$$h := h_K(u) \quad \text{and} \quad v := v_K(u).$$

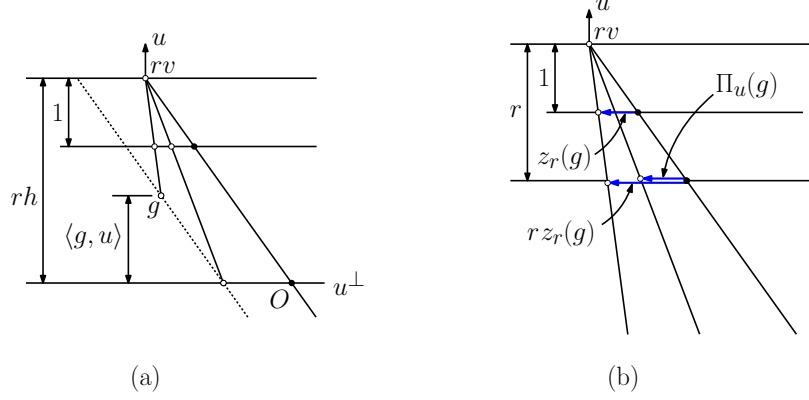


Figure 12: Proof of Lemma 5.2. (The free vectors $z_r(g)$, $rz_r(g)$, and $\Pi_u(g)$, which lie on u^\perp , have been translated to better illustrate their lengths.)

Since v is a support point, we have $\langle v, u \rangle = h$. We can identify points of $-u^*$ with u^\perp through parallel projection along v by defining $\tau(y) := y + (1/h)v$.

For $g \in G$, consider where the ray from rv through g intersects a horizontal hyperplane that lies one unit below rv . To relate this to our definition of shadows, let us translate by $-rv$, and consider instead the ray from the origin through $g - rv$, i.e., $\{t(g - rv) : t \geq 0\}$. It is easily verified that its intersection with $-u^*$ occurs at the point

$$y_r(g) := t_r(g)(g - rv), \quad \text{where } t_r(g) := \frac{1}{rh - \langle g, u \rangle}.$$

Let $z_r(g) := \tau(y_r(g))$ be the associated point on u^\perp . (Figure 12(b) illustrates $z_r(g)$ as a vector lying on the horizontal hyperplane one unit below rv .)

A direct expansion using the boundedness of G and K yields

$$rz_r(g) = \frac{1}{h} \left(g - \frac{\langle g, u \rangle}{h} v \right) + O\left(\frac{1}{r}\right), \quad (9)$$

where the $O(1/r)$ term is uniform for all $g \in G$ and $u \in S^{d-1}$. (Figure 12(b) illustrates these two vectors as lying on the horizontal hyperplane r units below rv .) Observe that the leading term of Eq. (9) is exactly $\Pi_u(g)$, hence the convex bodies

$$A_r(u) := r(\tau(S_{K_r}(G, u))) \subseteq u^\perp \quad \text{and} \quad S_K^M(G, u) = \Pi_u(G)$$

converge in Hausdorff distance at rate $O(1/r)$. Since volume is continuous under Hausdorff convergence for convex bodies, we obtain

$$\lambda_{d-1}(A_r(u)) \rightarrow \lambda_{d-1}(S_K^M(G, u)).$$

Finally, τ and translations preserve $(d-1)$ -volumes on the hyperplane, and scaling by r multiplies $(d-1)$ -volume by r^{d-1} , so

$$\lambda_{d-1}(A_r(u)) = r^{d-1} \lambda_{d-1}(S_{K_r}(G, u)).$$

Substituting into the Funk-Cauchy formula, multiplying by r^{d-1} , and letting $r \rightarrow \infty$ yields

$$\text{area}_K^M(G) = \frac{1}{\omega_{d-1}} \int_{S^{d-1}} \lambda_{d-1}(S_K^M(G, u)) d\sigma(u),$$

as desired. \square

Observe that in the special case where K is the Euclidean unit ball B^d , the Minkowski shadow $S_K^M(G, u)$ becomes the standard orthogonal projection, and we recover the classical Euclidean Cauchy formula (Eq. (1)).

Holmes and Thompson (see [18, Corollary 2.13]) also give a Cauchy-type formula for the surface area in Minkowski space. They average Euclidean orthogonal projection areas, with the parameter ranging over the boundary of the polar unit ball, ∂K° . By contrast, Lemma 5.2 averages the area of the Minkowski shadow $S_K^M(G, u)$ over directions $u \in S^{d-1}$, and it arises as the scaling limit of the Funk Cauchy formula based on central shadows. From a computational perspective, our formula has a simpler sampling distribution and does not require computing polar bodies, only projections and scalings.

Concluding Remarks

In this paper, we have established an explicit Cauchy-type surface area formula in the Funk geometry induced by a convex body K in \mathbb{R}^d , using the Holmes–Thompson notion of area, in which the surface area of a convex body G is expressed as an average (over directions $u \in S^{d-1}$) of the $(d-1)$ -dimensional measures of *central shadows* of G taken from the appropriate support points on ∂K (Theorem 1). For polytopal K , this integral identity admits a discrete vertex-based decomposition (Theorem 2), and the same framework yields a Crofton-type representation in terms of an explicitly defined measure on (unoriented) lines intersecting G (Theorem 3). By viewing Euclidean, Minkowski, Hilbert, and hyperbolic geometries as special or limiting cases, these results yield a single, concrete “shadow-averaging” principle that unifies a number of classical surface-area formulas within a projective Finsler setting.

Beyond their intrinsic interest in integral geometry, our formulas are geared toward discrete and computational use. In particular, our integrands are Euclidean $(d-1)$ -dimensional volumes of explicitly defined slices/projections, which avoids direct evaluation of the Holmes–Thompson definitions via polars of pointwise Finsler balls. Also, our polytope case replaces more combinatorial Crofton descriptions (involving decompositions over face pairs) by a sum over vertices and normal cones, suggesting practical Monte-Carlo estimators whose sampling distribution depends only on local data of K . It is hoped that these identities can serve as basic primitives for geometric computation in Funk/Hilbert-type domains, analogous to the role played by Cauchy and Crofton formulas in Euclidean stereology, tomography, and randomized surface area estimation.

There are several open problems raised by our work. The first is to develop provably efficient randomized algorithms (ideally with explicit variance bounds and high-probability guarantees) for estimating Funk surface areas from our Cauchy and/or Crofton formulas, including guidance on how to sample directions (or lines) optimally for a given K and class of G . For polytopal K , it would be useful to design data structures that enable fast sampling from the spherical normal-cone partition and efficient evaluation or approximation of the corresponding central shadows. Running times and space would be expressed as functions of the dimension, number of vertices in K , and the approximation parameters.

It would also be interesting to explore whether it is possible to extend our shadow-averaging approach from surface area to higher-order intrinsic quantities, such as the Holmes–Thompson analogs of quermassintegrals/curvature measures. Another question is to clarify the relationship to the Hilbert geometry, and in particular to identify conditions on K under which the Funk formula yields the exact Hilbert surface area (beyond $d = 2$ and ellipsoids). This also includes how geometric features of K control the approximation factors between Hilbert and Funk areas.

References

- [1] C. Aaron, A. Cholaquidis, and R. Fraiman. Estimation of surface area. *Electronic Journal of Statistics*, 16(2):3751–3788, 2022. doi:10.1214/22-EJS2031.
- [2] A. Abdelkader and D. M. Mount. Convex approximation and the Hilbert geometry. In *Proc. SIAM Symp. Simplicity in Algorithms (SOSA24)*, pages 286–298, 2024. doi:10.1137/1.9781611977936.26.
- [3] P. K. Agarwal, S. Har-Peled, and K. R. Varadarajan. Approximating extent measures of points. *J. Assoc. Comput. Mach.*, 51:606–635, 2004. doi:10.1145/1008731.1008736.
- [4] R. Alexander. Planes for which the lines are the shortest paths between points. *Ill. J. Math.*, 22:177–190, 1978. doi:10.1215/ijm/1256048729.
- [5] R. Alexander, I. D. Berg, and R. L. Foote. Integral-geometric formulas for perimeter in S^2 , H^2 , and Hilbert planes. *Rocky Mountain J. Mathematics*, 35(6):1825–1859, 2005. URL: <http://www.jstor.org/stable/44238783>.
- [6] J. C. Álvarez Paiva and E. Fernandes. Crofton formulas in projective Finsler spaces. *Electron. Res. Announc. Amer. Math. Soc.*, 4:91–100, 1998. URL: <http://eudml.org/doc/224916>.
- [7] R. Arya, S. Arya, G. D. da Fonseca, and D. M. Mount. Optimal bound on the combinatorial complexity of approximating polytopes. *ACM Trans. Algorithms*, 18:1–29, 2022. doi:10.1145/3559106.
- [8] S. Arya, G. D. da Fonseca, and D. M. Mount. Economical convex coverings and applications. *SIAM J. Comput.*, 53(4):1002–1038, 2024. doi:10.1137/23M1568351.
- [9] A. Baddeley and E. B. V. Jensen. *Stereology for Statisticians*. CRC Press, 2005. doi:10.1201/9780203496817.
- [10] A. Barvinok. *A Course in Convexity*, volume 54 of *Graduate Studies in Mathematics*. American Mathematical Society, 2002. URL: <https://bookstore.ams.org/gsm-54/>.
- [11] J.-D. Boissonnat, F. Nielsen, and R. Nock. Bregman Voronoi diagrams. *Discrete Comput. Geom.*, 44:281–307, 2010. doi:10.1007/s00454-010-9256-1.
- [12] J. W. Cannon, W. J. Floyd, R. Kenyon, and W. R. Parry. Hyperbolic geometry. In S. Levy, editor, *Flavors of Geometry*, volume 31 of *MSRI Publications*, pages 59–115. Cambridge University Press, 1997.
- [13] K. L. Clarkson. Building triangulations using ε -nets. In *Proc. 38th Annu. ACM Sympos. Theory Comput.*, pages 326–335, 2006. doi:10.1145/1132516.1132564.
- [14] M. P. do Carmo. *Differential Geometry of Curves and Surfaces*. Prentice Hall, 1976.
- [15] D. Faifman. A Funk perspective on billiards, projective geometry and Mahler volume. *J. Differential Geom.*, 127:161–212, 2024. doi:10.4310/jdg/1717356157.
- [16] D. Faifman, C. Vernicos, and C. Walsh. Volume growth of Funk geometry and the flags of polytopes. *Geometry & Topology*, 29(7):3773–3811, 2025. doi:10.2140/gt.2025.29.3773.

- [17] R. J. Gardner. *Geometric Tomography*. Cambridge University Press, 2nd edition, 2006. doi: 10.1017/CB09781107341029.
- [18] R. D. Holmes and A. C. Thompson. n -dimensional area and content in Minkowski spaces. *Pacific J. Math.*, 85:77–110, 1979. doi:10.2140/pjm.1979.85.77.
- [19] M. Ito, Y. Seo, T. Yamazaki, and M. Yanagida. Geometric properties of positive definite matrices cone with respect to the Thompson metric. *Linear Algebra Appl.*, 435:2054–2064, 2011. doi:10.1016/j.laa.2011.03.063.
- [20] D. Krioukov, F. Papadopoulos, M. Kitsak, A. Vahdat, and M. Boguñá. Hyperbolic geometry of complex networks. *Phys. Rev. E*, 82, 2010. doi:10.1103/PhysRevE.82.036106.
- [21] A. A. Kurzhanskiy and P. Varaiya. Ellipsoidal toolbox. Technical Report UCB/EECS-2006-46, EECS Department, University of California, Berkeley, 2006. URL: <https://www2.eecs.berkeley.edu/Pubs/TechRpts/2006/EECS-2006-46.html>.
- [22] X. Li, W. Wang, R. R. Martin, and A. Bowyer. Using low-discrepancy sequences and the crofton formula to compute surface areas of geometric models. *Computer-Aided Design*, 35(9):771–782, 2003. doi:10.1016/S0010-4485(02)00100-8.
- [23] W. Lin, V. Duruisseaux, M. Leok, F. Nielsen, M. E. Khan, and M. Schmidt. Simplifying momentum-based positive-definite submanifold optimization with applications to deep learning. In *Proc. 40th Internat. Conf. Mach. Learn.*, 2023. URL: <https://arxiv.org/abs/2302.09738>.
- [24] Y.-S. Liu, J. Yi, H. Zhang, G.-Q. Zheng, and J.-C. Paul. Surface area estimation of digitized 3d objects using quasi-monte carlo methods. *Pattern Recognition*, 43:3900–3909, 2010. doi: 10.1016/j.patcog.2010.06.002.
- [25] F. Nielsen and K. Sun. Clustering in Hilbert’s projective geometry: The case studies of the probability simplex and the elliptope of correlation matrices. In *Geometric Structures of Information, Signals and communication technology*, pages 297–331. Springer International Publishing, 2019. doi:10.1007/978-3-030-02520-5_11.
- [26] A. Papadopoulos and M. Troyanov. Harmonic symmetrization of convex sets and of Finsler structures, with applications to Hilbert geometry. *Expo. Math.*, 27:109–124, 2009. doi:10.1016/j.exmath.2008.10.001.
- [27] A. Papadopoulos and M. Troyanov. *Handbook of Hilbert Geometry*. EMS Press, 2014. doi: 10.4171/147.
- [28] R. T. Rockafellar. *Convex Analysis*. Princeton University Press, Princeton, NJ, 1997. doi: 10.1515/9781400873173.
- [29] W. Rudin. *Real and Complex Analysis*. McGraw Hill, 3rd edition, 1987.
- [30] R. Schneider. Crofton formulas in hypermetric projective Finsler spaces. *Archiv der Mathematik*, 77:85–97, 2001. doi:10.1007/PL00000469.
- [31] R. Schneider. Crofton measures in polytopal Hilbert geometries. *Beitr. Algebra Geom.*, 47:479–488, 2006. URL: <https://www.emis.de/journals/BAG/vol.47/no.2/12.html>.

- [32] R. Schneider. Crofton measures in projective Finsler spaces. In E. L. Grinberg, S. Li, G. Zhang, and J. Zhou, editors, *Integral Geometry and Convexity*, pages 67–98. World Scientific, 2006. doi:10.1142/9789812774644_0006.
- [33] R. Schneider. *Convex Bodies: The Brunn-Minkowski Theory*, volume 151 of *Encyclopedia of Mathematics and its Applications*. Cambridge Univ. Press, 2nd edition, 2014. doi:10.1017/CB09781139003858.
- [34] A. C. Thompson. *Minkowski Geometry*, volume 63 of *Encyclopedia of mathematics and its applications*. Cambridge University Press, 1996. doi:10.1017/CB09781107325845.
- [35] M. Troyanov. Funk and Hilbert geometries from the Finslerian viewpoint. In *Handbook of Hilbert geometry*, pages 69–110. European Mathematical Society Publishing House, 2014. doi:10.4171/147-1/3.
- [36] Günter M. Ziegler. *Lectures on Polytopes*, volume 152 of *Graduate Texts in Mathematics*. Springer-Verlag, New York, 1995. doi:10.1007/978-1-4613-8431-1.

A Justification of the Cone Volume Definition

The definition of the Funk volume for cones (Eq. (4)) relies on an integration over the cone’s spherical cross-section. To justify this definition, we must show that it is consistent with the standard Holmes-Thompson volume defined on cross-sections. Specifically, the value should be invariant to the choice of the slicing hyperplane, subject to the condition that the intersection is bounded.

We begin by establishing a generalized duality result below in Lemma A.2. While the duality between sections of a convex body and projections of its polar is well-known (see Lemma 2.1), our application to cones requires a version that holds for unbounded closed convex sets. We establish this generalization below by adapting the argument in [34, Theorem 2.2.9 and Corollary 2.2.10]. First, we give a technical identity in the following lemma. Recall from Section 2 that given a closed convex set K that contains the origin and a linear subspace E , the notation $K^{\circ E}$ refers to the polar of K taken within E .

Lemma A.1. *For any set $K \subseteq \mathbb{R}^d$ and any linear subspace $E \subset \mathbb{R}^d$,*

$$K^\circ \cap E = (K \mid E)^{\circ E}.$$

Proof. Let $u \in E$. Since the projection is orthogonal, for any $x \in K$ we have $\langle x, u \rangle = \langle (x \mid E), u \rangle$. Consequently, the support functions coincide on E :

$$h_K(u) = \sup_{x \in K} \langle x, u \rangle = \sup_{x \in K} \langle x \mid E, u \rangle = h_{K \mid E}(u).$$

By definition, a vector u belongs to $K^\circ \cap E$ if and only if $u \in E$ and $h_K(u) \leq 1$. Using the identity above, for $u \in E$, this is equivalent to $h_{K \mid E}(u) \leq 1$. This is precisely the definition of u belonging to $(K \mid E)^{\circ E}$. \square

Lemma A.2. *Let $K \subseteq \mathbb{R}^d$ be a (possibly unbounded) closed convex set with the origin in its interior, and let E be a linear subspace of \mathbb{R}^d . Then the polar of the section $K \cap E$, taken relative to the subspace E , is the projection of the polar of K onto E . That is,*

$$(K \cap E)^{\circ E} = K^\circ \mid E.$$

Proof. Applying Lemma A.1 to K° gives

$$(K^\circ)^\circ \cap E = (K^\circ \mid E)^{\circ E}.$$

Since K is a closed convex set containing the origin, the Bipolar Theorem [28, Theorem 14.5] implies that $(K^\circ)^\circ = K$. Thus,

$$K \cap E = (K^\circ \mid E)^{\circ E}.$$

We now take the polar in E on both sides. For the left side, we obtain $(K \cap E)^{\circ E}$. For the right side, let $G = K^\circ \mid E$. Since $O \in \text{int}(K)$, the polar K° is compact. The orthogonal projection of a compact set is compact, so G is a compact convex subset of E containing the origin. Applying the Bipolar Theorem within the subspace E , we have $(G^{\circ E})^{\circ E} = G$. Therefore $(K \cap E)^{\circ E} = K^\circ \mid E$. \square

Recall from Section 2.3 that, given a pointed cone K and a point x in K 's interior, the dual cross-section, $F_K(x)$, is defined to be the intersection of the polar cone K° with the dual hyperplane associated with $-x$, that is, $F_K(x) = K^\circ \cap -x^*$

Lemma A.3. *Let $K \subset \mathbb{R}^d$ be a pointed cone and $x \in \text{int}(K)$. Let H be any hyperplane such that the intersection $K \cap H$ is bounded. Then $(K - x)^\circ \mid E = F_K(x) \mid E$, where E is the linear subspace parallel to H .*

Proof. Recall from Eq. (3) that $F_K(x)$ is the intersection of K° with the hyperplane $-x^*$. Since $x \in \text{int}(K)$, $F_K(x)$ is bounded and $(K - x)^\circ = \text{conv}(O, F_K(x))$. Let u be a normal vector to H . The boundedness of $K \cap H$ implies that the line spanned by u passes through $\text{int}(K^\circ)$, and therefore intersects $F_K(x)$. Thus, the origin is contained in $F_K(x) \mid E$, which implies that the projection of the convex hull reduces to the projection of $F_K(x)$. \square

We now present the main result of this section. Recall that, given a cone K , a hyperplane H is *admissible* for K if $K \cap H$ is bounded.

Lemma A.4. *Let $K, G \subset \mathbb{R}^d$ be two pointed cones, such that $(G \setminus \{O\}) \subset \text{int}(K)$. Let H be any hyperplane that is admissible for K . Then*

$$\text{vol}_K^F(G) = \text{vol}_{K \cap H}^F(G \cap H).$$

Proof. Recall by definition,

$$\text{vol}_K^F(G) = \frac{1}{\omega_{d-1}} \int_{\Sigma(G)} \lambda_{d-1}(F_K(s)) d\sigma(s), \quad \text{where } \Sigma(G) = S^{d-1} \cap G.$$

Let H be an admissible hyperplane with unit normal u , and let E be its parallel subspace (see Figure 13(a)). Let $K_H = K \cap H$ and $G_H = G \cap H$. By the definition of $\text{vol}_{K_H}^F(G_H)$ and Lemmas A.2 and A.3, we have

$$\begin{aligned} \text{vol}_{K_H}^F(G_H) &= \frac{1}{\omega_{d-1}} \int_{G_H} \lambda_{d-1}((K_H - x)^{\circ E}) d\lambda_{d-1}(x) \\ &= \frac{1}{\omega_{d-1}} \int_{G_H} \lambda_{d-1}(F_K(x) \mid E) d\lambda_{d-1}(x). \end{aligned} \tag{10}$$

Consider the radial map $x \mapsto s := x/\|x\|$ from G_H to $\Sigma(G)$ (see Figure 13(b)). Since K is pointed and $O \notin H$, this is a bijection. The transformation for surface measures is

$$d\sigma(s) = \frac{|\langle s, u \rangle|}{\|x\|^{d-1}} d\lambda_{d-1}(x). \tag{11}$$

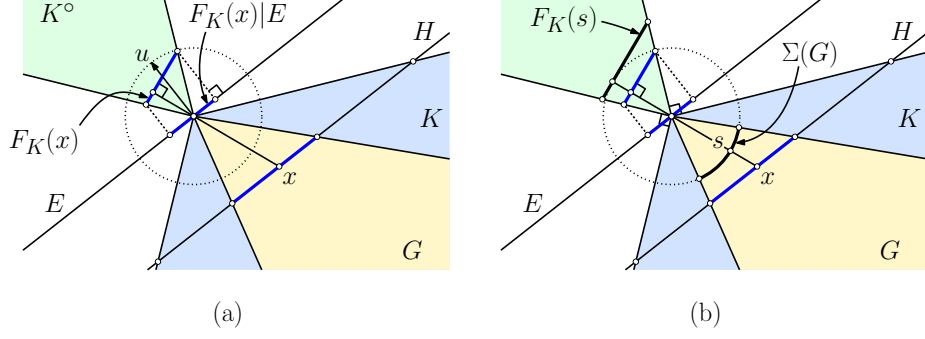


Figure 13: Proof of Lemma A.4.

As in the proof of Lemma 3.1, homogeneity implies that

$$\lambda_{d-1}(F_K(s)) = \|x\|^{d-1} \lambda_{d-1}(F_K(x)). \quad (12)$$

Further, $F_K(x)$ lies on a hyperplane whose unit normal is s , and E has unit normal u , so

$$\lambda_{d-1}(F_K(x) \mid E) = |\langle s, u \rangle| \lambda_{d-1}(F_K(x)). \quad (13)$$

Combining Eqs. (11)–(13) gives

$$\lambda_{d-1}(F_K(x) \mid E) d\lambda_{d-1}(x) = \lambda_{d-1}(F_K(s)) d\sigma(s).$$

Since the radial map is a bijection, integrating both sides yields the result. □