

DMAVA: Distributed Multi-Autonomous Vehicle Architecture Using Autoware

Zubair Islam

Faculty of Engineering and Applied Science
Ontario Tech University
Oshawa, Canada
zubair.islam@ontariotechu.net

Mohamed El-Dariby

Faculty of Engineering and Applied Science
Ontario Tech University
Oshawa, Canada
Mohamed.El-Dariby@ontariotechu.ca

Abstract—Simulating and validating coordination among multiple autonomous vehicles (AVs) is a challenging task as most existing simulation architectures are limited to single-vehicle operation or rely on centralized control. This paper presents a Distributed Multi-AV Architecture (DMAVA) that enables synchronized, real-time autonomous driving simulation across multiple physical hosts. Each vehicle runs its own complete AV stack and operates independently from other AVs. The vehicles in the simulation maintain synchronized coordination through a low-latency data-centric communication layer. The proposed system integrates ROS 2 Humble, Autoware Universe, AWSIM Labs, and Zenoh to support concurrent execution of multiple Autoware stacks within a shared Unity-based environment. Experiments conducted on multiple-host configurations demonstrate stable localization, reliable inter-host communication, and fully synchronized closed-loop control. The DMAVA also serves as a foundation for Multi-Vehicle Autonomous Valet Parking, demonstrating its extensibility toward higher-level cooperative autonomy. Demo videos and source code are available at: <https://github.com/zubxxr/distributed-multi-autonomous-vehicle-architecture>.

Index Terms—Autonomous Vehicles, Distributed Simulation, Multi-Vehicle Coordination, ROS 2, Autoware Universe, Zenoh.

I. INTRODUCTION

The simulation of multiple autonomous vehicles (AVs) is critical for advancing research into realistic multi-vehicle dynamics, including physical and behavioral interactions, the effects of network communication delays, coordination strategies for shared maneuvering, perception consistency across vehicles, distributed decision-making under partial information, and the overall scalability of the simulation when increasing the number of vehicles while maintaining real-time performance and synchronization. Such simulations enable the study of how AVs perceive, plan, and act within shared environments where cooperation, competition, and communication collectively influence safety and efficiency.

Validation and verification of autonomous driving (AD) systems typically follow staged approaches such as Model-in-the-Loop (MIL), Software-in-the-Loop (SIL), Hardware-in-the-Loop (HIL), and Vehicle-in-the-Loop (VIL). Simulation environments play a key role at the SIL and HIL stages by balancing accuracy with scalability and cost. While traffic simulators support large-scale multi-vehicle scenarios, they do not simulate realistic sensor data (LiDAR, cameras, radar) or

integrate with Autoware’s ROS 2-based architecture, making them unsuitable for validating perception, localization, planning, and control.

MIL simulation is one of the foundational stages in AV system development, allowing for iterative testing of algorithms and system behavior before full integration. The method presented in this work can be viewed as an Advanced MIL stage, where multiple autonomous workflows operate simultaneously within a shared environment to evaluate distributed coordination and synchronization across hosts. Although VIL studies involving single vehicles are well reported, to the best of our knowledge, published architectures supporting multi-AV operation in a VIL configuration remain scarce.

Most existing simulators are designed for single-vehicle operation. For example, CARLA [1], AWSIM [2], and AWSIM Labs [3] are widely adopted for high-fidelity AD evaluation. CARLA, built on Unreal Engine, provides flexible scenario control and realistic rendering but requires additional middleware for ROS 2 integration. AWSIM and AWSIM Labs, developed on Unity Engine, serve as the official simulators for Autoware [4] and share a common sensor and ROS 2 framework. Comparative analysis in [5] found AWSIM superior for LiDAR-based perception and Autoware integration, while CARLA remains stronger for end-to-end testing. In contrast, traffic simulators such as SUMO [6] and VISSIM [7] focus on macroscopic behavior rather than sensor-driven control. According to Autoware documentation [8], AWSIM uses the High-Definition Render Pipeline for high-fidelity visualization, whereas AWSIM Labs employs the Universal Render Pipeline for faster execution. Given its efficiency and shared architecture, AWSIM Labs was selected as the foundation for developing a multi-vehicle simulation environment. This work presents the Distributed Multi-AV Architecture (DMAVA), enabling synchronized operation of multiple Autoware stacks within a shared, physics-based simulation environment. The system integrates Autoware Universe, AWSIM Labs, and Zenoh [9], allowing cross-host communication and consistent, synchronized synchronization to support multi-AV operation.

While the proposed system integrates existing open-source toolkits, the primary contribution of this work lies in the architectural design, distributed execution model, and validation of a reusable multi-vehicle architecture under realistic AV

constraints. DMAVA does not introduce new perception or planning algorithms, but instead addresses the underexplored problem of scalable, synchronized, multi-host deployment of independent Autoware instances. The main contributions of this paper are summarized as follows:

- 1) **Distributed Multi-AV Architecture (DMAVA):** An algorithmic architecture that enables synchronized execution of multiple Autoware instances across separate physical hosts. Each host runs an independent AD stack while maintaining bounded, repeatable time alignment and consistent simulation states through a shared synchronization protocol.
- 2) **Namespace-Aware Topic Isolation Method:** A topic isolation method is introduced to assign unique namespaces to each Autoware instance, ensuring conflict-free ROS 2 communication. This mechanism dynamically remaps topics and services within each namespace to allow parallel, scalable operation without inter-node interference.
- 3) **Zenoh-Based Inter-Host Communication Layer:** A real-time communication layer using Zenoh that achieves low-latency message routing between hosts. The method ensures low-latency, bounded synchronization of cross-host ROS 2 topics through data-centric publish-subscribe semantics, supporting scalable coordination of multiple AVs.
- 4) **Experimental Validation and Extensibility:** The proposed algorithms are experimentally validated in two- and three-host configurations, demonstrating consistent localization, reliable communication, and synchronized closed-loop control. Furthermore, the modular design allows seamless adaptation to higher-level applications such as the Distributed Multi-Vehicle Autonomous Valet Parking (DMV-AVP) System described in a companion study [10], illustrating its extensibility without requiring changes to the core design.

The remainder of this paper is organized as follows. Section II reviews related work on Autoware simulator integrations, prior multi-AV demonstrations, and distributed multi-AV simulation architectures relevant to cooperative AD. Section III presents the architecture and implementation of the proposed DMAVA. Section IV describes the experimental setup and results obtained from two- and three-host configurations, validating system scalability and synchronization performance, while Section V concludes the paper, discussing observed strengths, limitations, system-level insights, extensibility toward higher-level cooperative applications, and outlines directions for future development.

II. RELATED WORKS

The development of cooperative and distributed AD systems has motivated research on simulation architectures that can model multi-AV operation within shared environments. While numerous simulators and integration methods have been proposed, most remain constrained to single-host or single-vehicle configurations. This section reviews prior work

related to Autoware’s simulator integrations, existing multi-AV demonstrations, and distributed multi-AV simulation efforts that inform the design of the proposed DMAVA. Autoware has been demonstrated to interoperate with several simulation engines, including Godot [11], CARLA [12], AWSIM [13], and AWSIM Labs [14]. These connections have expanded Autoware’s versatility by enabling testing across different rendering pipelines and runtime environments, from lightweight setups like Godot to high-fidelity physics simulations in CARLA and AWSIM/AWSIM Labs. Despite this flexibility, its existing workflows and demonstration environments are designed primarily for single-vehicle operation, limiting the ability to evaluate collaborative behaviors or distributed coordination across multiple systems.

The only publicly documented example of multi-AV operation using Autoware is the demonstration by ADLINK Technology, developed with the Autoware community [15]. Their setup connected two Autoware instances controlling vehicles in CARLA via Zenoh topic bridging, demonstrating inter-stack message exchange. However, all components ran on a single host through Docker, limiting scalability and visualization and introducing rendering lag and resource contention [16].

This work extends that concept by implementing a multi-host configuration within AWSIM Labs rather than CARLA. The containerized deployment of the ADLINK experiment informed the design of DMAVA, which distributes computation across multiple physical hosts for stable, real-time performance. Prior to development, the absence of an AWSIM Labs and Autoware solution for multi-AV simulation was confirmed directly with the ADLINK developer through the Autoware Discord channel. Given these insights, along with the authors’ prior experience using AWSIM and AWSIM Labs and the latter’s improved runtime performance, AWSIM Labs was selected as the foundation for developing a distributed multi-AV simulation architecture within the Autoware ecosystem.

Beyond the Autoware domain, distributed multi-AV simulation architectures such as Sky-Drive [17] have explored large-scale collaborative environments. Sky-Drive extends CARLA to support real-time multi-AV simulation across multiple hosts with HIL and human-in-the-loop capability. While it emphasizes human-AI collaboration and remote experimentation, the architecture presented in this work focuses on Autoware-native, low-latency synchronization for scalable distributed vehicle simulation.

Collectively, these studies highlight the growing importance of distributed simulation for evaluating cooperative and scalable multi-AV systems. The DMAVA presented in this paper builds upon these foundations by introducing the first fully integrated, ROS 2-native, Zenoh-enabled multi-AV simulation environment within AWSIM Labs, combining realistic sensor modeling, synchronized inter-host communication, and a scalable architecture for real-time distributed experimentation in the Autoware ecosystem.

III. SYSTEM DESIGN AND ARCHITECTURE

The DMAVA was designed to enable synchronized, real-time simulation of multiple AVs operating across distributed computing environments. Its primary goal is to support scalable experimentation in cooperative autonomy while maintaining bounded, repeatable behavior, modularity, and inter-host synchronization. The DMAVA integrates several software components within a distributed simulation pipeline. Autoware provides the AD functionality, AWSIM Labs provides the simulation environment, and Zenoh enables inter-host communication between distributed components. In this architecture, AWSIM Labs models vehicle physics, motion, and sensor generation, while Autoware operates as an external AD controller that consumes sensor data and publishes control commands to the simulator. Together, these components enable multiple independent AV stacks to operate concurrently within a shared simulated environment.

A. Workflow-Based Architecture

The DMAVA is organized into five functional workflows that define the overall data flow and module interaction across hosts. These workflows, as shown in Figure 1, include Mapping, Simulation, Communication, Localization, and Autonomous Driving, and collectively form the foundation of the DMAVA.

Each workflow works together to ensure synchronized operation across all hosts. From map generation to vehicle control, these components collectively enable real-time, multi-AV coordination within the shared simulation environment. The workflows are detailed below:

- 1) **Mapping Workflow:** Converts OpenStreetMap regions into 3D meshes, point-cloud maps, and Lanelet2 vector files using the AV Map Creation Workflow [18].
- 2) **Simulation Workflow:** Loads these assets in AWSIM Labs, configures multiple ego vehicles equipped with virtual LiDAR, cameras, and IMU sensors, and assigns distinct ROS 2 namespaces to each vehicle to prevent topic collisions.
- 3) **Communication Workflow:** Employs Zenoh to exchange ROS 2 topics between hosts with namespace-aware routing.
- 4) **Localization Workflow:** Aligns LiDAR scans from AWSIM Labs with the point cloud map in Autoware.
- 5) **Autonomous-Driving Workflow:** Executes perception, planning, and control within Autoware to achieve closed-loop behavior.

Each workflow builds upon the previous one, forming a modular pipeline that can be scaled or reconfigured for different experimental scenarios.

B. System Workflow

The DMAVA system was deployed in two configurations, first using two hosts and later scaled to three hosts, to evaluate synchronization performance and distributed scalability. Each host is assigned a role based on its processing capacity and workload distribution. All systems operated on Ubuntu 22.04

LTS with ROS 2 Humble Hawksbill, using Autoware Universe as the AD stack, AWSIM Labs as the simulation engine, and Zenoh Bridge for inter-host communication.

Figure 2 illustrates the workflow executed across two hosts. Host 1 runs AWSIM Labs, one Autoware instance, and the Zenoh Bridge. Host 2 runs a secondary Autoware instance and the Zenoh Bridge. Both hosts exchange synchronized messages through the Zenoh bridges, maintaining real-time coordination and consistent operation across distributed nodes. The figure focuses on the two-host setup for clarity, although the architecture is multi-host by design and can support additional vehicles without changes to the synchronization or communication architecture. This allows future scaling beyond the three-vehicle configuration evaluated in Section IV-C.

AWSIM Labs loads the generated environment from the AV Map Creation Workflow and simulates two ego vehicles, each equipped with the sensors required by Autoware. Each vehicle is represented as a physics-based simulated agent, consisting of a 3D visual model, a vehicle dynamics model governed by the simulator’s physics engine, and a configurable sensor suite that publishes ROS 2 messages. Each simulated vehicle is controlled by an independent Autoware instance, enabling per-vehicle autonomy while operating within a shared simulation environment. Vehicle 1 connects to the Autoware instance running locally on Host 1, while Vehicle 2 connects to the Autoware instance on Host 2. Vehicle 1 communicates locally, whereas Vehicle 2 uses Zenoh for cross-host message exchange. Vehicles do not communicate directly with each other. All information exchange occurs through ROS 2 topics routed via Zenoh between Autoware instances.

C. Zenoh Communication Design

Zenoh serves as the communication layer interconnecting all Autoware instances and simulated vehicles in AWSIM Labs. It implements a lightweight publish-subscribe protocol with a data-centric design that unifies data exchange across distributed systems. Within the DMAVA, Zenoh enables inter-host synchronization of key ROS 2 topics to maintain consistent operation between Autoware stacks.

Each host runs a Zenoh Bridge configured through JSON5 files specifying operational mode, namespace mappings, and topic filters, as illustrated in Figure 3. The AWSIM Labs host (Host 1) operates in router mode, while the secondary hosts act as clients. This router-client configuration provides a low-latency and predictable communication backbone that avoids synchronization issues commonly observed in peer-to-peer setups. The figure focuses on the two-host setup for clarity, although this design naturally scales to additional hosts and vehicles, as each new client can register with the central router without modifying existing bridge configurations. This scalability is further demonstrated in the three-host experiment discussed in Section IV-C.

To ensure stable real-time performance, large image topics and parameter-related services are explicitly denied in the Zenoh Bridge configuration. Filtering these high-bandwidth or service-level messages reduces load on the communication

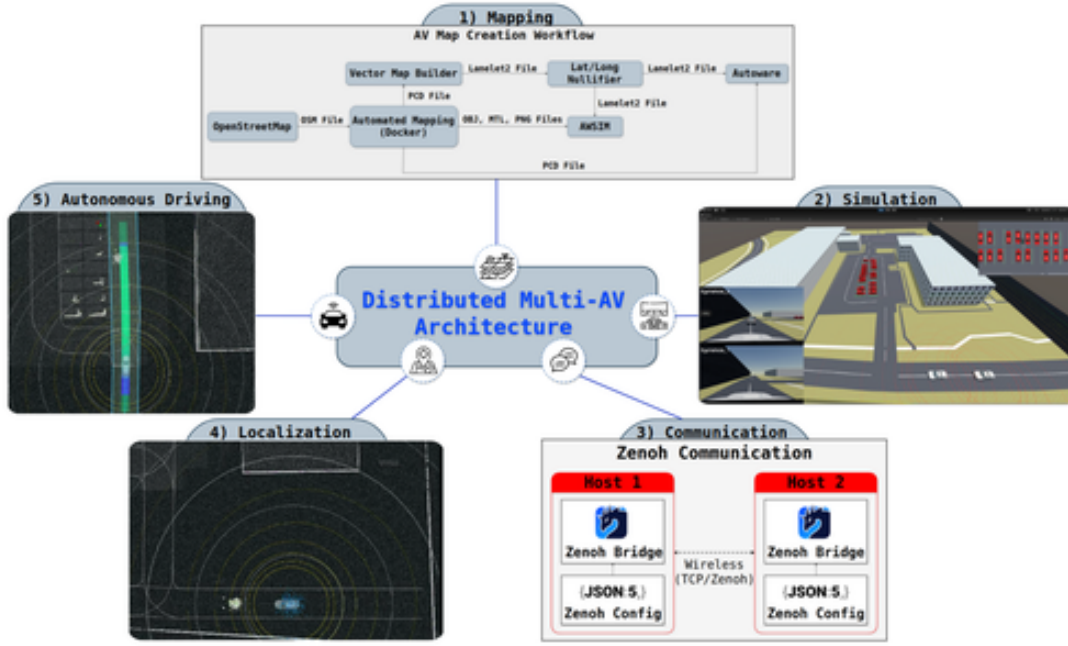


Fig. 1. Proposed DMAVA showing the five-workflow design.

layer and prevents unnecessary cross-host traffic. Because Autware runs locally with AWSIM Labs on Host 1, its ROS 2 topics do not require a namespace. Additional hosts operate under unique namespaces (e.g., “/vehicle2”) to prevent collisions, and Zenoh automatically applies or removes these prefixes to maintain correct topic alignment. Complete setup configurations are provided in [19].

D. Autware and Localization Pipeline

Autware serves as the AD software that is built up of multiple stacks including perception, localization, planning, and control, all built on ROS 2 Humble. While all the stacks operated successfully, the localization stack required refinement to improve robustness in simulation. Autware uses the Normal Distributions Transform (NDT) algorithm to align real-time LiDAR scans with a pre-generated point cloud map. However, early testing revealed instability with localization near the spawn area due to limited geometric features. To address this, the map was refined in Blender [20] by trimming unused geometry and adding planar walls to provide stronger scan-matching surfaces. The updated mesh was then reinserted into the AV Map Creation Workflow, which was enhanced to incorporate the manual mesh geometry addition step, marking a refinement of the workflow for more accurate localization.

Further refinement of the localization parameters was needed to balance accuracy with computational load. Host 1 used aggressive parameter settings to prioritize precision, while Host 2 employed lighter configurations to align with its hardware limitations. Across 24 localization trials conducted under identical startup conditions, 22 trials successfully initialized without intervention, corresponding to a success rate of 91.3 percent. In the remaining cases, localization did not

converge automatically at startup and was first addressed by manually specifying an initial pose estimate in the vicinity of the expected vehicle location, after which the localization stack converged successfully. If this was insufficient, the issue was resolved by relaunching the full DMAVA execution pipeline. The complete Autware localization configurations and launch parameters are provided in [19] for reproducibility.

E. Extending AWSIM Labs for Multi-Vehicle Simulation

By default, AWSIM Labs supports only a single active vehicle, a limitation that originates from its dependency on the Vehicle Physics Pro (VPP) Unity asset. Under VPP’s free community license, only one vehicle can be simulated per scene, while multi-AV capability requires a paid professional or enterprise subscription [21]. Due to this licensing restriction, AWSIM Labs cannot directly simulate multiple ego vehicles within the same environment without modification.

To overcome this limitation, AWSIM Labs was restructured to bypass VPP’s single-vehicle constraint while preserving compatibility with existing ROS 2 interfaces. This was achieved by launching the original AWSIM, which does not rely on the VPP asset and supports multiple vehicles. The vehicle prefab from AWSIM was duplicated, modified, and imported into AWSIM Labs to enable namespace-based topic isolation and independent clock synchronization for each vehicle. These modifications allowed parallel multi-AV operation without topic collisions or runtime errors, extending AWSIM Labs beyond its original single-vehicle design.

IV. EXPERIMENTS AND RESULTS

The DMAVA was evaluated through a series of experiments designed to assess localization stability, Zenoh communication

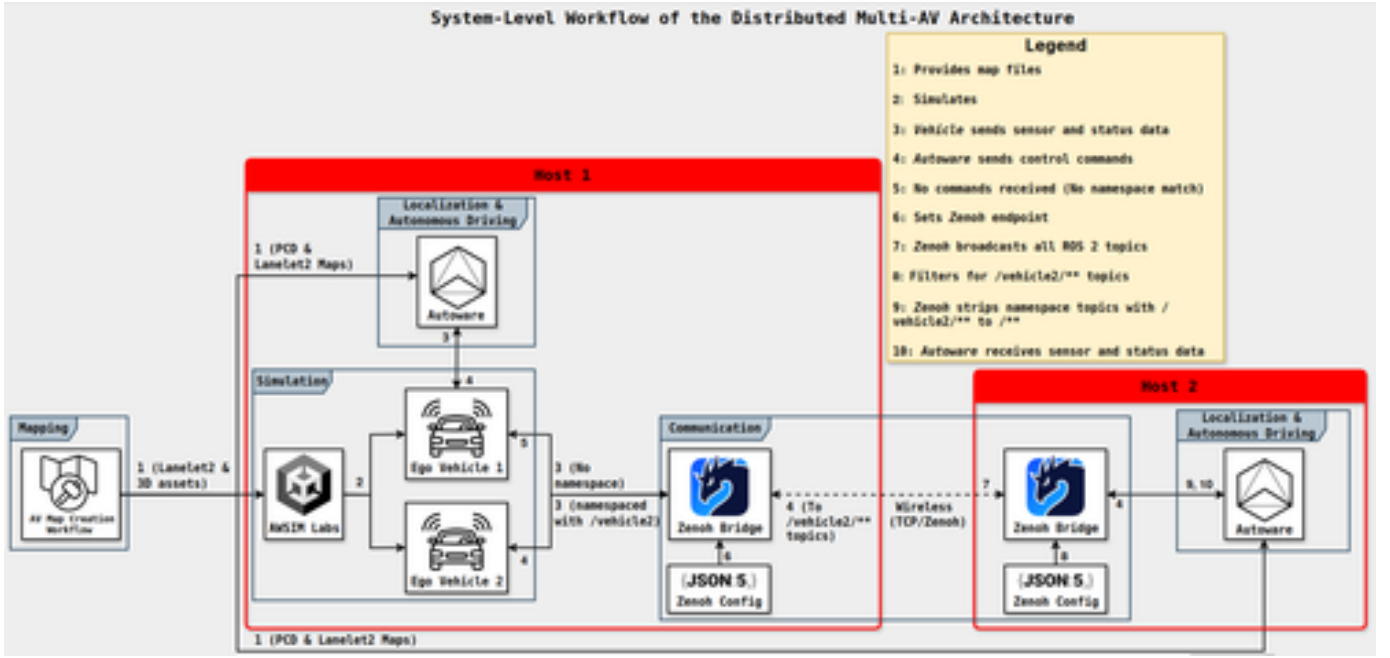


Fig. 2. System-level workflow of the DMAVA across two physical hosts.

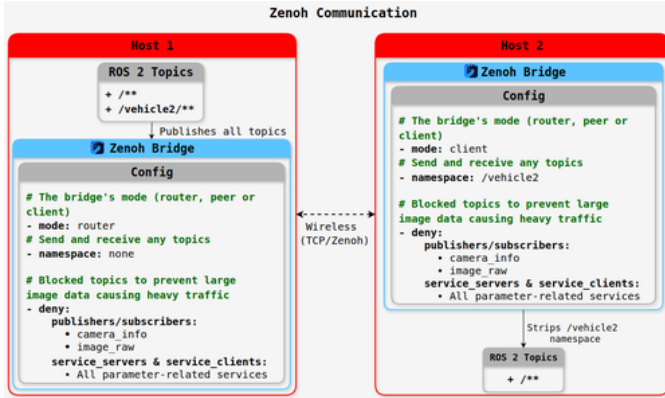


Fig. 3. Zenoh-based communication flow across two hosts.

reliability, and synchronized closed-loop behavior under distributed operation. The evaluation combines baseline verification and multi-host testing, focusing on how the system performs when distributed across multiple computing platforms. The specific hardware, host assignments, and deployment configurations used in these tests are described in the following subsection.

A. Experimental Setup

To evaluate scalability and synchronization performance, the DMAVA was deployed under two distributed configurations: a two-host setup and a three-host extension. Prior to adopting the distributed deployment model, single-host testing revealed significant resource contention and unstable execution when multiple Autoware instances were launched concurrently, motivating the use of a distributed architecture. This configuration

was found to be impractical for sustained operation due to excessive resource contention and unstable execution behavior, and was therefore not pursued further. These observations motivated the use of a distributed architecture in which each vehicle operates its own full AV stack on a dedicated host.

The first distributed configuration, which served as the primary setup in this work, utilized the first two hosts listed in Table I to validate the DMAVA under stable operating conditions. A three-host extension, incorporating the third host, was later introduced to evaluate scalability and performance under increased computational load. All experiments were conducted using Autoware Universe (release/2024.11 [22]), AWSIM Labs (main branch, modified), and the Zenoh bridge for ROS 2 (release/1.7.2 [23]), running on Ubuntu 22.04 LTS with ROS 2 Humble Hawksbill. Table I lists the hardware specifications of the host machines used in this study.

Initial testing was first conducted on the ROG laptop, which temporarily served as Host 1. However, its limited memory and GPU capacity led to rendering lag and synchronization instability. To resolve this, the simulation workload was migrated to the Nitro PC, which then became the new Host 1, while the ROG laptop was reassigned as Host 2. This updated configuration achieved smooth rendering, consistent synchronization, and stable real-time performance without frame-rate or network drops.

System startup followed a defined sequence to ensure consistent synchronization across all hosts and reliable topic alignment. Host 1 initialized the simulation by launching AWSIM Labs, followed by its Autoware instance. Host 2 then launched its own Autoware instance. Once both Autoware stacks were active, Zenoh was executed on each host to establish inter-host communication. This startup order ensured

TABLE I
HARDWARE SPECIFICATIONS OF HOST MACHINES.

| Host | CPU | GPU | RAM |
|-------------------|----------------|----------------|-------|
| (1) Nitro PC | i7-12700F | RTX 3060 | 24 GB |
| (2) ROG Laptop | Ryzen 7 4800HS | RTX 2060 Max-Q | 24 GB |
| (3) Victus Laptop | i5-12500H | RTX 4050 | 16 GB |

All hosts are running NVIDIA driver version 575.

consistent initialization, synchronized topic discovery, and stable message exchange during runtime.

B. Localization and Synchronization Performance

Each Autoware instance performed localization using the NDT Scan Matcher with the pre-generated point-cloud map. After incorporating the geometric map refinements and parameter tuning described in Section III-D, localization initialized automatically in 92 percent of startup trials. Following successful initialization, localization remained stable across extended simulation runs, and no runtime localization divergence was observed during the evaluated experiments. These results indicate that the refined localization pipeline was sufficient for distributed operation and that Zenoh reliably relayed LiDAR and transformed data between hosts.

Zenoh reliability was assessed by monitoring connection stability and startup consistency across hosts. As described in Section III-C, the finalized configuration employs a router–client topology with Host 1 operating as the router and all secondary hosts configured as clients. During early testing, all hosts were configured as Zenoh routers. Although Zenoh initialized successfully, the second vehicle (Host 2) failed to localize after launch in approximately 9 out of 10 startup attempts due to unstable cross-host data delivery. Reconfiguring all secondary hosts to operate in client mode while maintaining Host 1 as the router eliminated these startup failures, resulting in reliable localization initialization and consistent synchronization across all evaluated trials.

Additional stress testing revealed further communication bottlenecks under increased load. As discussed in Section III-C, the configuration file used for Zenoh supports selective topic and service filtering to reduce cross-host traffic. During three-host testing, large image topics generated excessive bandwidth demand, delaying message delivery and causing intermittent desynchronization, while parameter-related services produced inconsistent or incomplete responses during cross-host service calls. To address these issues, both image topics and parameter-related services were explicitly denied in Zenoh’s configuration file. After applying these filters, the two- and three-host setups maintained stable communication, confirming that the finalized Zenoh configuration provided dependable data exchange for multi-AV operation.

C. Distributed Validation and Scalability Testing

The DMAVA was first validated in a two-host configuration, where each vehicle operated under its own Autoware instance with synchronized localization and topic exchange. Both vehicles received goals, followed planned trajectories,

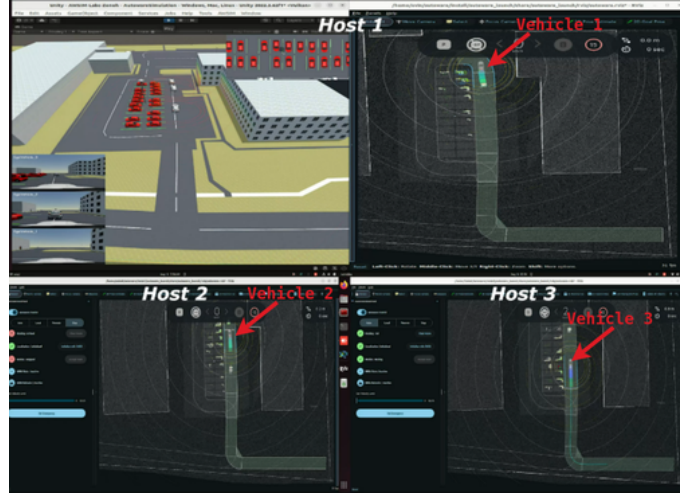


Fig. 4. Consolidated visualization of two-host and three-host validation, demonstrating synchronized topic exchange and namespace isolation across distributed Autoware systems.

and completed navigation tasks autonomously, demonstrating consistent motion, accurate path following, and stable planner behavior. These two-host results are included within the consolidated visualization in Figure 4.

To evaluate the scalability of the DMAVA to multiple vehicles, a third host, the Victus Laptop (see Table I), was introduced alongside the existing Nitro and ROG systems. Configured with Autoware and Zenoh in client mode under the namespace “/vehicle3,” the Victus host reused the same localization parameters and mirrored the ROG setup to ensure consistent behavior. As shown in Figure 4, the system scaled successfully to three hosts, maintaining synchronized topic exchange, namespace isolation, and consistent decision-making across all vehicles.

To further characterize the behavior of the proposed architecture under increased system load, system memory utilization was observed after launch under both two-host and three-host configurations. Rather than targeting unbounded vehicle scaling, these measurements evaluate how effectively independent AV workloads can be distributed across multiple physical hosts. In the two-host configuration, both hosts maintained several gigabytes of free memory, enabling stable real-time operation. In the three-host configuration, intermittent execution interruptions (e.g., brief emergency-state transitions and delayed command propagation) were observed during extended operation, despite overall correct functional behavior. Across all hosts, sufficient available memory was maintained after launch (Table II), and no sustained memory pressure, swapping, or out-of-memory conditions were observed during operation. These results indicate that memory availability was not the primary limiting factor in the observed intermittent instability. Despite these effects, overall system coordination and synchronized execution were maintained, indicating that while DMAVA effectively distributes computational load across hosts, achievable scalability remains bounded by per-

TABLE II
AVAILABLE SYSTEM MEMORY AFTER LAUNCH FOR TWO- AND
THREE-HOST DMAVA CONFIGURATIONS

| Setup | Host | Free Memory After Launch |
|------------|---------------|--------------------------|
| Two-Host | ROG Laptop | 7.7 GiB |
| | Nitro PC | 4.5 GiB |
| Three-Host | ROG Laptop | 4.6 GiB |
| | Nitro PC | 721 GiB |
| | Victus Laptop | 209 GiB |

TABLE III
CPU UTILIZATION ACROSS TWO-HOST AND THREE-HOST SETUPS

| Setup | Host | Mean CPU (%) | Peak CPU (%) |
|------------|---------------|--------------|--------------|
| Two-Host | ROG Laptop | 57 | < 90 |
| | Nitro PC | 44 | < 50 |
| Three-Host | ROG Laptop | 67 | < 90 |
| | Nitro PC | 50 | < 55 |
| | Victus Laptop | 42 | < 60 |

host hardware capacity and available resources.

CPU utilization was also recorded during active, goal-directed operation after full system initialization to assess whether computational load contributed to the observed behavior under distributed execution. Across both two-host and three-host configurations, no sustained CPU saturation was observed on any host, as summarized in Table III.

In the three-host setup, the ROG laptop exhibited higher transient CPU utilization peaks during planning and control bursts. The Victus laptop maintained the lowest mean CPU utilization among all hosts. These peaks were short lived and did not result in sustained overload. Across all configurations, sufficient CPU headroom was preserved during active operation, indicating that computational resource saturation was not the primary limiting factor during three-host execution.

While the three-host configuration demonstrated correct functional behavior and synchronized execution, intermittent instability was observed during extended operation. Given that neither memory availability nor sustained CPU saturation was observed across any host, these results indicate that the observed instability cannot be attributed solely to computational resource limitations. Overall, the DMAVA maintained stable localization, coordinated execution, and consistent Zenoh-based communication across all tested configurations. The underlying communication and timing behavior contributing to this instability is examined in detail in the following section through dedicated RTT and network timing measurements. Video demonstrations of both the two-host and three-host setups are provided in [19].

D. Communication Latency and Timing Behavior

Inter-host communication latency was evaluated using round-trip time (RTT) measurements collected via lightweight ROS 2 probe nodes bridged through Zenoh. The simulation host (Nitro PC) timestamped outgoing probe messages, which were echoed by secondary hosts (ROG and Victus laptops), enabling end-to-end latency measurement using a single time reference. Measurements were collected at 10 Hz under three

TABLE IV
RTT MEASUREMENTS UNDER TWO-HOST OPERATION USING EXISTING
HOUSEHOLD NETWORK INFRASTRUCTURE

| Phase | RTT (ms) | Max RTT (ms) | Samples |
|------------------|-----------------|--------------|---------|
| Baseline | 3.78 ± 1.67 | 15.57 | 631 |
| Idle system | 6.10 ± 5.70 | 73.02 | 604 |
| Active operation | 3.85 ± 4.55 | 52.42 | 1135 |

TABLE V
RTT MEASUREMENTS DURING ACTIVE OPERATION UNDER DEDICATED
LOCAL ACCESS POINT

| Configuration | RTT (ms) | Max RTT (ms) | Samples |
|---------------------|-------------------|--------------|---------|
| Two-Host | 41.03 ± 61.16 | 352.49 | 1134 |
| Three-Host (ROG) | 61.26 ± 87.95 | 625.10 | 1430 |
| Three-Host (Victus) | 32.5 ± 44.64 | 309.41 | 1481 |

operating conditions: baseline (Zenoh and probes only), system idle (AWSIM and Autoware initialized without vehicle motion), and active operation during autonomous driving.

Initial experiments were conducted in a two-host (Nitro, ROG) configuration using an existing household network. RTT results for the baseline, idle, and active phases are summarized in Table IV, where RTT is reported as mean \pm standard deviation, with the standard deviation representing latency jitter. Mean RTT remained below 6.5 ms across all phases, with increased jitter observed during idle and active operation due to background simulation and Autoware processes. No packet loss was observed, and RTT values remained bounded.

Extending this configuration to three hosts resulted in frequent packet loss and intermittent communication failures during active operation, preventing reliable execution. As a result, the network setup was revised to use a Wi-Fi 6 (802.11ax) dual-band access point (TP-Link Archer AX23), with all hosts connected over short-range wireless links in the same physical location. This eliminated cross-floor routing effects and significantly improved communication stability for the three-host setup. Under the revised network configuration, RTT measurements were collected during active operation for both two-host and three-host setups. Results are summarized in Table V. While mean RTT and jitter increased compared to the original two-host configuration, all RTT values remained bounded and no sustained packet loss was observed. All vehicles maintained synchronized execution, stable localization, and consistent topic exchange throughout extended operation.

These results indicate that DMAVA operates as a soft real-time distributed architecture, where network stability and contention characteristics are more critical to reliable multi-host execution than nominal latency alone.

V. DISCUSSION AND CONCLUSIONS

This work introduces the DMAVA which represents, to the authors' knowledge, the first distributed multi-AV architecture in simulation that integrates Autoware Universe, AWSIM Labs, and Zenoh within a unified environment. The architecture achieves real-time synchronization, low-latency communication, and stable operation using fully open-source

components. It also enables coordinated execution of multiple independent Autoware stacks without modifying internal stack behavior, providing namespace isolation and consistent topic exchange across hosts. Importantly, the architecture is intentionally designed as an infrastructure-level foundation and does not embed cooperative decision-making, heterogeneous agent behavior, or explicit vehicle-to-vehicle coordination within the core system. This design choice establishes a stable and reproducible baseline for distributed multi-AV simulation upon which higher-level coordination mechanisms can be layered, as discussed later in this section through the DMV-AVP application.

The communication workflow, based on Zenoh, achieved consistent synchronization and low-latency message exchange across all hosts. Early instability in Zenoh initialization on secondary hosts was resolved through proper configuration adjustments, highlighting the importance of connection mode selection and parameter tuning in distributed environments. Once stabilized, the communication layer maintained reliable and consistent operation across all tests.

Scaling the system to three hosts validated the extensibility of the DMAVA while highlighting system-level constraints inherent to distributed, real-time simulation. Although intermittent instability was observed during extended three-host operation, experimental results showed that all hosts maintained sufficient CPU and memory headroom, and no sustained computational bottlenecks were detected. Instead, the observed behavior was primarily correlated with communication timing variability and network stability, particularly under concurrent multi-host operation. These findings indicate that scalability in the evaluated setup was constrained more by networking and transport characteristics than by per-host computational capacity.

Infrequent ROS 2 daemon crashes and transient node disconnections were also observed, likely due to high message throughput and memory pressure. Although rare, these events accumulated over long runtimes and occasionally required manual restarts, emphasizing the need for improved fault tolerance and sustained operation during prolonged tests.

The modular design of the architecture further supports extension to higher-level applications such as the DMV-AVP system [10], establishing a foundation for large-scale research in cooperative autonomy and cloud-based robotic simulation. This validation confirmed that higher-level cooperative behaviors can be implemented directly on top of the DMAVA using the same synchronization and namespace-aware communication mechanisms. The architecture's flexibility suggests it can be readily adapted for broader distributed applications, including fleet coordination and cooperative perception scenarios.

Future work will focus on improving robustness, deployment flexibility, and real-world applicability. Containerized environments for Autoware will simplify setup and enhance consistency, while cloud or edge offloading could reduce per-host computational load. Extending Zenoh to handle high-bandwidth image topics will enable distributed, vision-based perception, and deployment on embedded robotic platforms

will facilitate validation under real-world network conditions. In addition, future evaluations could leverage more homogeneous compute platforms and dedicated networking infrastructure to further reduce timing variability and improve stability under higher vehicle counts. The use of higher-performance access points or wired interconnects may enable lower-latency and more predictable communication behavior, supporting scalability beyond the configurations evaluated in this work. Collectively, these directions aim to transition the DMAVA from a simulation-based architecture to an operational, distributed multi-AV system.

REFERENCES

- [1] CARLA Team, "CARLA simulator," 2025. [Online]. Available: <https://carla.org/>
- [2] Tier IV, "Tier4/AWSIM: Open-sourced digital twin simulator for Autoware," GitHub, 2025. [Online]. Available: <https://github.com/tier4/AWSIM>
- [3] Autoware Foundation, "Welcome to AWSIM Labs," AWSIM Labs Documentation, 2025. [Online]. Available: <https://autowarefoundation.github.io/AWSIM-Labs/main/>
- [4] Autoware Foundation, "Autoware overview," Autoware, 2025. [Online]. Available: <https://autoware.org/autoware-overview/>
- [5] Z. Lai, L. Le, V. Silva, and T. Bräunl, "A comparative analysis of open-source autonomous driving simulators: CARLA and AWSIM," 2025. doi: 10.2139/ssrn.5427702.
- [6] Eclipse Foundation, "Eclipse SUMO – simulation of urban mobility," 2025. [Online]. Available: <https://eclipse.dev/sumo/>
- [7] PTV Group, "PTV Vissim – traffic simulation software," 2025. [Online]. Available: <https://www.ptvgroup.com/en/products/ptv-vissim>
- [8] Autoware Foundation, "AWSIM simulator," Autoware Documentation, 2025. [Online]. Available: <https://autowarefoundation.github.io/autoware-documentation/main/tutorials/ad-hoc-simulation/digital-twin-simulation/awsim-tutorial/>
- [9] Zenoh Team, "Zenoh: The zero overhead pub/sub, store, query, and compute protocol," 2025. [Online]. Available: <https://zenoh.io/>
- [10] Z. Islam, "Multi-Vehicle Autonomous Valet Parking," GitHub Repository. [Online]. Available: <https://github.com/zubxxr/multi-vehicle-avp>
- [11] Y. Saito, "Yukkysaito/godot_rviz2," GitHub, 2025. [Online]. Available: https://github.com/yukkysaito/godot_rviz2
- [12] Robotics010, "CARLA Autoware bridge – getting started," GitHub, 2025. [Online]. Available: https://github.com/Robotics010/carla_autoware_bridge/blob/master/getting-started.md
- [13] Tier IV, "AWSIM – autonomous driving simulation for Autoware," YouTube, 2025. [Online]. Available: <https://www.youtube.com/watch?v=FH7aBWDmSNA>
- [14] Xmfex, "AWSIM Labs: Long driving demo," YouTube, 2025. [Online]. Available: <https://www.youtube.com/watch?v=6EFZAqHmpcg>
- [15] Autoware Foundation, "Running multiple Autoware-powered vehicles in CARLA using Zenoh," Autoware, 2025. [Online]. Available: <https://autoware.org/running-multiple-autoware-powered-vehicles-in-carla-using-zenoh/>
- [16] C.-Y. Kuo, "Run multiple vehicles with Autoware Humble in CARLA," YouTube, 2025. [Online]. Available: <https://youtu.be/lrFucLUWbDo?t=179>
- [17] Z. Huang *et al.*, "Sky-Drive: A distributed multi-agent simulation platform for human-AI collaborative and socially-aware future transportation," *arXiv Preprint*, 2025. [Online]. Available: <https://doi.org/10.48550/arXiv.2504.18010>
- [18] Z. Islam, A. Ansari, G. Daoud, and M. El-Darieby, "A Workflow for Map Creation in Autonomous Vehicle Simulations," in *Proc. GEOProcessing 2025: The Seventeenth Int. Conf. on Advanced Geographic Information Systems, Applications, and Services*, Nice, France, May 2025, pp. 56–61. [Online]. Available: <https://doi.org/10.48550/arXiv.2508.16856>
- [19] Z. Islam, "Distributed Multi-Autonomous Vehicle Architecture," GitHub repository, 2025. [Online]. Available: <https://github.com/zubxxr/distributed-multi-autonomous-vehicle-architecture>
- [20] Blender Foundation, "Blender – free and open-source 3D creation software," 2025. [Online]. Available: <https://www.blender.org/>

- [21] V. Physics, “Vehicle physics pro – licensing,” Vehicle Physics Pro, 2025. [Online]. Available: <https://vehiclephysics.com/about/licensing/>
- [22] Z. Islam, “Zubxxr/autoware: Autoware – the world’s leading open-source software project for autonomous driving,” GitHub, 2025. [Online]. Available: <https://github.com/zubxxr/autoware>
- [23] Eclipse Zenoh, “Eclipse-zenoh/zenoh-plugin-ros2dds – release 1.7.2,” GitHub, 2025. [Online]. Available: <https://github.com/eclipse-zenoh/zenoh-plugin-ros2dds/tree/release/1.7.2>