

Teaching and Evaluating LLMs to Reason About Polymer Design Related Tasks

Dikshya Mohanty, Mohammad Saqib Hasan, Syed Mostofa Monsur, Size Zheng,
Benjamin Hsiao, Niranjana Balasubramanian

Stony Brook University
{dimohanty, mdshasan, niranjan}@cs.stonybrook.edu

Abstract

Research in *AI4Science* has shown promise in many science applications, including polymer design. However, current LLMs prove ineffective on this problem space because: (i) most models lack polymer-specific knowledge (ii) existing aligned models lack coverage of knowledge and capabilities relevant to polymer design. Addressing this, we introduce PolyBench, a large scale training and test benchmark dataset of more than 125K polymer design related tasks, leveraging a knowledge base of 13+ data points obtained from experimental and synthetic sources to ensure broad coverage of polymers and their properties. For effective alignment using PolyBench, we introduce a knowledge-augmented reasoning distillation method that augments this dataset with structured CoT. Furthermore, tasks in PolyBench are organized from simple to complex analytical reasoning problems, enabling generalization tests and diagnostic probes across the problem space. Experiments show that small language models (SLMs), of 7B to 14B parameters, trained on PolyBench data outperform similar sized models, and even closed source frontier LLMs on PolyBench test dataset while demonstrating gains on other polymer benchmarks as well.

1 Introduction

Polymer design and synthesis is a complex and resource-intensive endeavor involving multiple steps: selecting constituent monomers (smaller compound units) (Taggi, 2023; Zeng et al., 2024), designing the procedure for synthesis (Shi et al., 2020; Edwards et al., 2022; Lee et al., 2021; Bradshaw et al., 2019) and validating whether synthesized polymer adheres to desired structure and properties (Maziarka et al., 2020; Bengio et al., 2021; Liu et al., 2023). The search space of experimental parameters and possible polymer candidates to investigate becomes exponential during synthesis,

making laboratory studies costly and, in certain cases, infeasible.

Large Language Models (LLMs), much like in other AI for Science applications such as drug discovery (Gul et al., 2025), protein design (Zeinalipour et al., 2024), and reaction prediction (Shi et al., 2023), can help navigate this polymer design search space by generating a list of possibilities (polymer candidates and synthesis routes) that are likely to meet the design constraints. More generally, LLMs can help with a range of information needs that polymer scientists may have during the design and synthesis phases. Compared to traditional materials informatics approaches which develop fragmented solutions that target individual or small subsets of information needs (Queen et al., 2023; Guo et al., 2022; Ido et al., 2021; Xu et al., 2023; Kuenneth and Ramprasad, 2023), LLMs can provide an integrated framework for natural language interaction and reasoning for a wide range of complex, multi-constraint design tasks.

Existing LLM based solutions, however, are ineffective for polymer design related tasks due to several key limitations: First, as we show later, due to a lack of domain alignment, current frontier LLMs (OpenAI, 2024a,b; Anthropic, 2024) and even chemistry-aligned LLMs (Narayanan et al., 2025), (Zhang et al., 2024), (Yu et al., 2024) fare poorly. Second, there is a lack of multi-objective reasoning tasks and tests of generalization; most polymer-specific training focuses on narrow set of atomic polymer tasks (Xu et al., 2023; Kuenneth and Ramprasad, 2023; Zhang and Yang, 2025; Qiu and Sun, 2024; Xu et al., 2023; Kuenneth and Ramprasad, 2023; Zhang and Yang, 2025; Zhou et al., 2025) and fail to reason across multiple properties, constraints, and goals simultaneously or support the wide range of information needs such as filtering, ranking, and synthesis planning. Lastly, understanding and reasoning about polymers poses complex challenges including handling complex

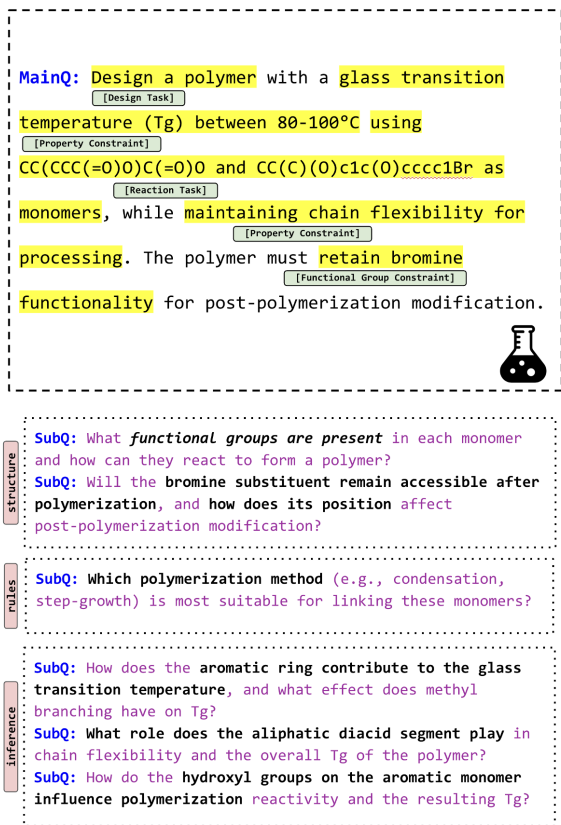


Figure 1: **Example from PolyBench** with sub-tasks. The central prompt requires jointly satisfying multiple constraints (highlighted in green), spanning reaction/synthesis feasibility, property targets, and functional/structural constraints. SubQuestions (SubQ) shows with associated skill tags (e.g., structure, rules, inference) to illustrate both the **multi-constraint nature** of polymer design and the **compositionality/skill-gap diagnostics** used in our analysis.

hierarchical syntactic structures with repeating and branching units (via SMILES), and connecting how structure relates to properties i.e., understand how specific "code" segments (the monomers) dictate bulk physical behavior (the properties). Thus, in addition to the potential for deep domain impact, these challenges also pose deep questions for LLM development and design in general.

To design and evaluate LLM-based solutions for polymer design, we need large scale broad-coverage datasets. However, constructing such a resource is difficult because (i) the dataset must be grounded in verified scientific outcomes with precise syntactic structural representations, (ii) multi-dimensional design-centric data is often sparse and finding complete records across different dimensions is difficult, and (iii) there are no ready sources that provide reasoning traces that connect the out-

come data points to the tasks themselves. To address these difficulties, we design a systematic, subject matter expert (SME) informed, and comprehensive process with four key contributions:

Design Related Tasks Grounded in Scientific Data Using existing polymer data sources of experimental and other fundamental knowledge, along with chemistry tools such as RDKit (Lan-drum, 2013), we curate polymer profiles and derive PolyBench, a natural language benchmark of 125k+ polymer design related tasks, with inputs from Polymer Scientists.

Task Design and Organization To reflect the multi-objective nature of polymer design, we need a wide-coverage of tasks, reasoning needed and the kinds of information needs that are likely useful for polymer design related tasks. Keeping this as our goal, we organize PolyBench¹ to cover six different types of *concepts*, with tasks span across basic understanding to complex design—structural understanding, conceptual knowledge, property prediction, comparison, ranking, advanced reasoning covering complex analytical problems, as well as design and synthesis tasks.

Knowledge-Augmented Reasoning and Distillation To teach models effective step-by-step reasoning strategies grounded in complete structural and property data, which mirror how SMEs deal with such tasks, we devise a data grounded distillation strategy by prompting frontier models with the correct data and reasoning strategy outlines informed by SMEs. We further curate the reasoning traces thus distilled through automated fact checking for additional verification.

Benchmarking and Understanding gaps in model reasoning Our evaluations show frontier models and even domain aligned chemistry LLMs perform poorly on design and synthesis tasks. Training small sized LMs (7B-14B) using our knowledge-augmented reasoning distillation procedure leads to substantial improvements, especially in design and synthesis tasks. Last, using the diagnostic support in our benchmark we conduct an error analysis that helps understand whether model failures stem from a lack of foundational chemical knowledge (a skill gap) or the inability to combine them in a compositional multi-step reasoning (a compositionality gap).

¹The dataset and associated code will be released via GitHub.

In summary, this paper introduces a systematic process for creating polymer design related tasks grounded in scientific data for evaluation, along with distilled reasoning traces for training. Benchmarking with the resulting comprehensive resource shows its utility for training models and the potential for deep impact in the polymer domain, as well as for furthering reasoning abilities of LLMs in the broader *AI4Science* context.

2 Related Work

Benchmarks for Chemistry Reasoning While general scientific QA benchmarks, such as GPQA (Rein et al., 2024), exist to test scientific knowledge reasoning, only a subset of questions are tailored to chemistry with limited coverage. As such, researchers are proposing chemistry specific benchmarks: CHEMBENCH (Mirza et al., 2024) & CHEMCOTBENCH (Li et al., 2025b) evaluates LLMs on general chemistry tasks, with the latter using with chain-of-thought supervision; and POLYCOMPQA (Circi et al.) targets compositional property prediction and question answering in chemical contexts. These, however, are limited to simple (question,answer) pairs focused on small molecules. There is no singular benchmark for polymers spanning multiple tasks such as structural understanding, multi-property inference etc. Our work directly addresses this by introducing PolyBench, a benchmark covering a large set of relevant polymer reasoning tasks.

LLMs for Chemistry Multiple models have been developed for chemistry domain: ETHER0 (Narayanan et al., 2025), chemistry-aligned 24B Mistral; CHEMLLM, a 7B InternLM2 (Zhang et al., 2024), instruction-tuned on chemical tasks; LLASMOL (8B LLaMA) (Yu et al., 2024), designed for molecular QA; LLAMOLE (Liu et al., 2024), a multimodal model for retrosynthesis planning; STRUCTCHEM which incorporates reasoning steps for chemical structure understanding (Ouyang et al., 2024); RL-GUIDER applies reinforcement learning via human feedback to guide chemical task completion (Liu et al., 2025). These models, however, are optimized for small molecules and lack generalization for polymer domain.

LLMs for Polymer Tasks To overcome this, researchers have created polymer specific LLMs: TRANSPOLYMER(Xu et al., 2023) and POLYBERT(Kuenneth and Ramprasad, 2023) use

transformer-based models for property learning from SMILES; POLYLLMEM(Zhang and Yang, 2025) incorporates multimodal features for property prediction; POLYTAO(Qiu and Sun, 2024) develops transformers for property-to-polymer design; POLYCL(Zhou et al., 2025) is a transformer trained with contrastive learning for property prediction; Qiu et al. (2025) introduce POLYSEA, an LLM agent that tackles general polymer questions with property prediction & inverse design.

However, these polymer LLMs focus on narrow tasks emphasizing property prediction and generation, with limited generalizability across out-of-distribution tasks, and do not incorporate CoT or compositionality. This gap motivates PolyBench, one of the first datasets for polymer domain alignment with CoT supervision as well as test set encompassing multiple polymer domain tasks for a robust evaluation of polymer generalization.

3 LLMs for Polymer Design

Polymer design is challenging – one with a vast search space and requiring domain expertise. LLMs can greatly accelerate this process but are limited by lack of domain exposure and grounding in polymer synthesis tasks. Several chemistry-aligned models such as Llamole (Liu et al., 2024), ChemLLM (Zhang et al., 2024), Ether0 (Narayanan et al., 2025), LLamaSmol (Yu et al., 2024) are built for chemistry tasks such as retrosynthesis planning, reaction prediction, and molecular property estimation. However, they remain ineffective for polymers due to inherent complexity and under-representation, highlighting the need for polymer-specific LLMs.

3.1 Challenges

There are four main challenges in developing LLM-based solutions:

1) Polymer Representation Reasoning over polymer structures need rich syntactic representation, like SMILES, which can encode repeating and hierarchical structures in polymers. This reasoning must be correct as a slight change results in a different polymer. While LLMs can reason complex syntax (e.g. programming languages), we find that even chemistry-aligned models, exposed to SMILES, struggle².

²While there are other architectures such as graph-structured models (e.g. GNNs (Queen et al., 2023)) that are better suited for SMILES strings, we’d like to emphasize that our goal is to improve LLMs ability to *natively* reason over

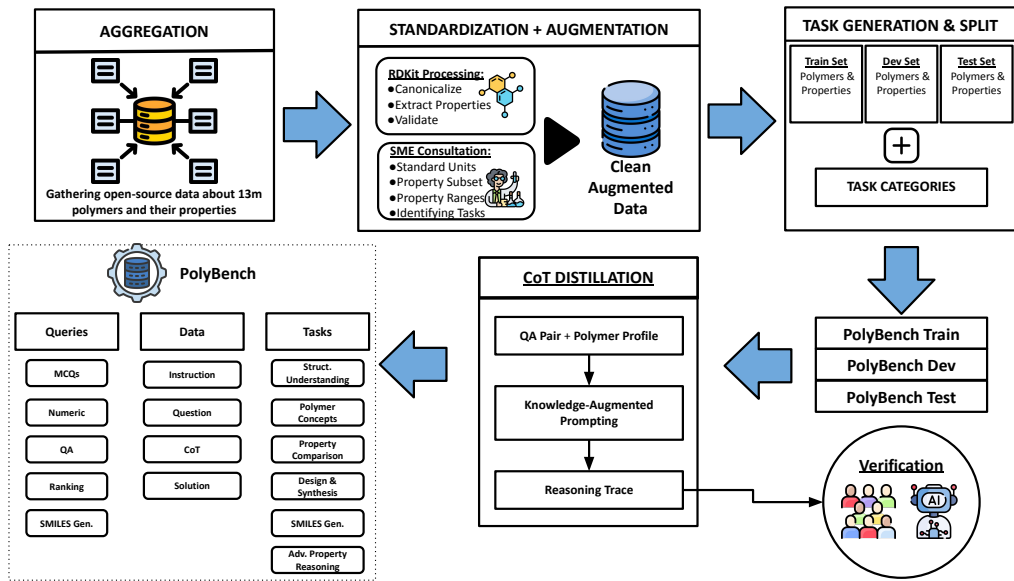


Figure 2: **PolyData Creation Pipeline.** We aggregate data from open-source databases covering 13m polymers, standardize notations and properties based on SMEs’ inputs, and augment with RDKit-computed features. The data is split into train/dev/test sets with non-overlapping polymers to ensure out-of-distribution evaluation. Each instance undergoes chain-of-thought distillation where polymer profiles are provided to teacher models via *knowledge-augmented prompting*. Generated reasoning traces are verified through automated judgment and manual review, producing (instruction, question, CoT, solution) tuples across six task categories.

2) Diverse Foundational Skills Polymer design requires multiple skills and foundational knowledge - structural interpretation, property reasoning, comparison/ranking under constraints, and synthesis planning - rather than a single isolated capability. Teaching these skills to LLMs requires translating them to scalable, evaluable task categories, which is challenging as the corresponding data remains siloed across multiple sources.

3) Task Complexity Polymer design is complex and multi-objective: design related needs require reasoning across multiple properties, constraints, and goals (e.g., property trade-offs plus synthesis feasibility). This also demands *cross-scale* reasoning - connecting local substructures (monomers / functional groups) and global factors (chain length, topology, architecture) to design task needs.

4) Compositional Reasoning & Generalization To effectively navigate this complexity, models require compositional multi-step capabilities – for example generating candidate polymer modifications might involve understanding the given polymer structure, propose edits, make comparative property analysis and produce synthesis reasoning. Training and evaluation must therefore span these interconnected task types and test generalization to new polymers, new properties, and their conjunc-

these representations in conjunction with the tasks as a more scalable solution.

tions. Having explicit *reasoning traces* is critical to traceback and link the final decision to the underlying decisions required to reach it.

These challenges show that LLMs for polymer design require: (i) comprehensive multi-task training data spanning structural understanding, property inference, and synthesis planning, and (ii) explicit chain-of-thought reasoning mirroring how scientists decompose and solve complex problems. To this end, we introduce PolyBench, a comprehensive benchmark suite for polymer reasoning, (Section 4) for alignment and evaluation.

4 PolyBench

We build PolyBench, a large-scale, broad-coverage dataset to teach and test LLMs for polymer design. We have three desiderata for PolyBench: *First*, since polymer design is a workflow rather than a single task - we want the testbed to cover a range of polymer tasks with varied complexities - from foundational skills (structural interpretation, conceptual knowledge, property reasoning) to downstream design-oriented queries (e.g., comparison/ranking and synthesis feasibility). *Second*, because polymer design is a highly specialized domain where "correct" answers must adhere to specific syntax & design constraints, we require the generation of explicit reasoning traces to make the

basis for answers inspectable and enable failure diagnosis, this would give us the ability to trace back through the decision chain and identify types of failure. *Third*, because polymers span across diverse classes/families (e.g., polythene, polyesters (Nazar et al., 2017; HEMMENS, 1965)), our evaluation needs to reflect generalization to these new unseen polymers scenarios. Manually curating such data is expensive in terms of time and expertise.

How do we create such high-quality broad-coverage data? Our main idea is to first combine open-source and experimentally verified polymer data on fundamental descriptions, properties and synthesis (subsection B.2) with large coverage. Then, using instruction following LLMs, we obtain reasoning trajectories grounded in real-world data (subsection 4.3). For coverage across different generalization capabilities, we organize PolyBench into tasks with test splits yielding valuable diagnostics (subsection 4.1).

4.1 Polymer Tasks Design and Organization

We derive our task categories from subject-matter expert (SME) input and common day-to-day workflows in polymer research, where scientists iteratively interpret structures, apply domain concepts, screen candidates by properties, compare and filter under constraints, and plan feasible synthesis routes. Using this workflow, we identify and organize six *reasoning* task categories of PolyBench - spanning across foundational skills to end-to-end design - that together capture the core capabilities a model needs to support polymer design-related tasks. These are: (i) **Structural Understanding** (polymer representations, syntax, and structure parsing), (ii) **Conceptual Knowledge** (core polymer science principles), (iii) **Property Prediction** (structure→property estimation), (iv) **Property Comparison & Ranking** (multi-criteria screening under constraints), (v) **Advanced Property Reasoning** (mechanistic and trade-off reasoning), and (vi) **Synthesis & Design** (monomer/reaction selection and constrained design). We provide additional details and examples in Appendix B.4.

4.2 Task Generation

We generate tasks from established polymer property databases to ensure broad coverage of polymers while maintaining scientific rigor. For each polymer, we construct a standardized *polymer profile* by aggregating its structural representation (e.g.,

IUPAC/SMILES³), experimentally reported properties, and computed structural attributes.

To support our task categories - we create tasks using two complementary processes: (i) *programmatic* tasks derived directly from our knowledge base. These cover structural queries such as counting and functional-group identification, representation conversions, property targets, and structured synthesis decisions such as reaction/reagent/product selection, as well as constraint-based screening, all rendered into natural-language questions with constrained answer formats. For example, if a polymer profile includes a SMILES string and a recorded property value, we can turn it into a QA item by asking for that property and using the profile value as the gold answer; and (ii) *Distilled* task generation, where we prompt Claude-3.5-Sonnet with the polymer profile(s) and a category-conditioned instruction that constrains both content and format to produce polymer-specific QA pairs grounded in the same underlying data. For example, given a monomer SMILES string, we prompt Claude-3.5-Sonnet to generate a grounded structural-reasoning question. These two mechanisms complement each other in coverage: programmatic generation produces questions with fully specified gold targets for categories with objective answers, while distilled task generation is used to instantiate the open-ended QA formats in categories where the prompt must be in natural language, while conditioned on same polymer profile.

Each category uses one to multiple task formats—open-ended questions, ranking, multiple choice, numerical predictions, and SMILES generation. Within each category, tasks vary in complexity from single-step reasoning problems to multi-step problems requiring reasoning over different information a single query. Task-wise question types are shown in Table 4.

Tasks are generated after applying our train/dev/test split to prevent polymer overlap across splits and support out-of-distribution evaluation.

Train set is large-scale with more than 125K questions spanning the six tasks, with dev and test sets of over 1.5K and 2.3K questions respectively (details in Appendix subsection B.1). Additionally, to support our compositionality analysis, we gen-

³In chemistry, IUPAC names are systematic, universally recognized names for chemical compounds, while SMILES are standardized text strings that encode molecular structure (atoms, bonds, and connectivity).

erate sub-questions, which serve as our diagnostic probes to identify model failures. Details are listed in Appendix G.4.

4.3 Knowledge-Augmented Distillation

Our task instances provide instructions and answers, but training models for polymer design also requires reasoning traces that reflect how polymer chemists justify decisions for unfamiliar polymers. Directly distilling CoT from frontier LLMs is unreliable, since these models often lack polymer-specific knowledge. Moreover, teacher-student distillation can inherit teacher limitations; we mitigate this by grounding the teacher on exhaustive polymer profiles and gold targets, so it primarily explains provided evidence rather than generating facts from memory, which reduces hallucination risk in the distilled traces. Our *knowledge-augmented* distillation pipeline consists of: (1) **Knowledge injection** - we augment each prompt with the relevant polymer profile (source-dataset fields and RDKit-derived structural attributes) so reasoning is grounded in complete structural and property evidence; (2) **Reasoning structure** - we provide high-level guidance to decompose the task and produce a structured justification before the final answer (Appendix C.2); and (3) **Automated verification** - we run fact-checking with Claude-3.5-Sonnet - this verification achieves $\sim 80\%$ accuracy in identifying correct reasoning chains; manual inspection suggests most flagged errors are mild (e.g., oversimplified explanations, imprecise terminology, or a missing intermediate step) rather than severe hallucinations. Importantly, these issues are confined to the generated CoT traces - the final answers are mostly ground-truth labels for our questions. We therefore retain all traces and attach verification labels as scalable quality indicators, which is computationally feasible at our dataset scale (100k+ instances) and is further supported by expert human analysis (Section 7), showing that knowledge-augmented distillation improves trace quality over direct distillation. We use GPT-4o and Claude-3.5-Sonnet as teacher models to generate high quality reasoning traces for PolyBench using our knowledge-augmented distillation pipeline. Additional details for this pipeline are in B.5 - including prompts, automatic and manual verification of the reasoning traces.

5 Experimental Setup

We use PolyBench as a polymer benchmark to assess the performance of existing open-source and frontier LLMs and compare them against models that are fine-tuned on PolyBench train and dev sets and external relevant benchmarks.

5.1 Models and Setup

Using PolyBench train and dev sets, we fine-tune Qwen-2.5-7B, Qwen-2.5-14B (Qwen et al., 2025), and Phi-4-14B (Abdin et al., 2024). Each model was trained using QLoRA (Dettmers et al., 2023), with $r=16$ and $\alpha=32$, for 3 epochs with batch size 32 and learning rate $1e-4$ (see subsection D.6). For baselines, we use off-the-shelf versions of finetuned models and the following open-sourced and available chemistry domain aligned models: Llamole-8B (Liu et al., 2024), LLaSMol-8B (Yu et al., 2024), ether0-24B, ChemLLM-7B (Zhang et al., 2024) (more details in subsection D.1). We also compare against frontier models: GPT-4o-Mini (OpenAI, 2024b), GPT-4o (OpenAI, 2024a), GPT-5 and Claude-3.5-Sonnet (Anthropic, 2024).⁴

We do not include polymer-specific LLM baselines because prior polymer-focused models are discriminative models and optimized for narrow, task-specific interfaces (e.g., property regression), making them incompatible under our unified multi-task, instruction-following setting with natural-language outputs and reasoning traces.

5.2 Benchmark and Metrics

We evaluate our models on two benchmarks. First is the held-out test set of PolyBench, containing unseen polymers, properties and task variations to test the actual generalization ability of models trained on PolyBench. Second is our set of external benchmarks: Block Polymers (Jablonka, 2024) containing questions about block co-polymers, and their design and phase behavior; Llamole (Liu et al., 2024) containing molecule design and synthesis tasks; ChemData, a chemistry benchmark containing a set of various chemistry-focused questions - including polymers. We remove any overlapping polymers with PolyBench and use a random sample of 200 datapoints each from Llamole and ChemData and 400 datapoints from Block Polymers. More details in subsection D.3

⁴Knowledge cutoffs: GPT-4o and GPT-4o (October 2023, GPT-5 May 2024, Claude-3.5-Sonnet April 2024

Each task type has a different mix of formats (e.g. QA, MCQ), as summarized in table Table 4. For evaluation, we employ question specific evaluation metrics: For *open-ended question answering*, we report ROUGE-L (RgL) (Lin, 2004) and LLM-as-a-Judge (Jdg) (Zheng et al., 2023) (1–7 Likert) using GPT-OSS-20B; for *numeric* tasks we report Pearson Correlation Coefficient (r) and Mean Absolute Error (MAE); for *counting* tasks, we report Exact Match (EM); We report Similarity (Sim.) (Öztürk et al., 2016) and Validity (Val.) metrics to assess both structural correctness and chemical validity of SMILES generation tasks; accuracy for MCQs (MCQ); Kendall’s Tau Correlation (pairwise) for ranking tasks (Pair) (Details in subsection D.4)

6 Main Results

Table 1 show the performance on test set of PolyBench, divided across each reasoning task type in subsection 4.1. We observe the following.

6.1 PolyBench is challenging for LLMs

Results in Table 1 highlight multiple challenges for current LLMs on polymer design task.

Off-the-shelf models fare poorly across all tasks

Base models struggle across the board, especially when the task requires SMILES representations. This suggests a lack of exposure to polymer notation and design processes during pretraining of these models.

General chemistry alignment is inadequate for PolyBench

Chemistry-aligned models (Llamole-8B, LlaSMol-8B, ether0-24B, & ChemLLM-7B) under-perform on almost all tasks in PolyBench, suggesting that general chemistry knowledge (where mostly small molecules are focussed) does not directly transfer to polymers. This is further proved by ChemLLM-7B trained on PolyBench, which consistently outperforms its base version and shows greater domain adaptation - indicating that polymer-specific supervision is needed to close this gap.

Design tasks are challenging even for frontier LLMs.

Closed-source models perform strongly on several foundational tasks, but still struggle on polymer design and synthesis generation, which requires the model to generate chemically valid SMILES representations for polymers.

Together these illustrate the large room for improvement in the reasoning and compositional skill integration - especially when models must connect structured representations to properties and constraints and produce valid, consistent output.

6.2 PolyBench Training Substantially Improves Performance

One ablation involves train all our base and one domain aligned model using PolyBench train set. We observe that PolyBench models achieve the best performance across all tasks compared to similar sized baselines (off-the-shelf and domain aligned) with Qwen-2.5-14B and Phi-4-14B, the bigger models, showing best gains.

Table 1 also shows that for each PolyBench tuned model, the *Chain-of-Thought* counterpart (shown as +CoT rows) improves by $\sim 11\%$ on average. For the smaller models Qwen-2.5-7B and ChemLLM-7B, CoT improves performance on 3 and 6 metrics respectively, showing limited gains. However, for the larger Qwen-2.5-14B and Phi-4-14B, we see that our CoT training leads to better performance on 12 and 8 metrics respectively. Interestingly, we see that CoT benefits some tasks over others. Clearest gains appear in compositional tasks (such as Advanced Property Reasoning that require reasoning over multiple properties). However, improvements are limited in tasks requiring *precise* quantitative targets (e.g., Property Prediction), where success depends on accurately mapping structure to a numeric value. Our intuition is that reasoning for such tasks is more complex. Therefore, CoT fails to capture the reasoning leading to correct answer and just adds verbosity. This aligns with prior evidence in NLP literature (Dziri et al., 2023; Sprague et al., 2025), with benefits primarily for multi-step compositional reasoning but limited gains or degradation on tasks solvable through direct pattern matching.

6.3 PolyBench Training helps on External Datasets

Table 2 evaluates a subset of PolyBench trained models on three external polymer benchmarks for a stronger out-of-distribution setting, using LLM-as-a-Judge (Likert 1–7). PolyBench models outperform off-the-shelf and domain-aligned baselines across all benchmarks, and are competitive with closed-source models overall: they lead on Blk and are close on Llml, while ChemD - mostly MCQ and single word/sentence question answering - that

Model	Structural Understanding			Polymer Concepts		Property Prediction		Prop. Comp. & Ranking		Adv. Prop. Reasoning		Design & Synthesis	
	EM	RgL	Jdg	RgL	Jdg	r	MAE (↓)	MCQ	Pair	RgL	Jdg	Sim.	Val.
<i>Off-the-shelf</i>													
Qwen-2.5-7B	0.47	0.12	3.78	0.23	4.83	0.78	73.60	0.43	0.58	0.27	4.04	0.17	0.68
Qwen-2.5-14B	0.50	0.11	4.15	0.23	5.00	0.93	48.80	0.55	0.69	0.25	4.56	0.18	0.81
Phi-4-14B	0.67	0.12	4.43	0.23	5.67	0.91	46.20	0.61	0.70	0.28	5.19	0.23	0.65
<i>Domain aligned</i>													
Llamole-8B	0.35	0.09	2.50	0.18	2.80	0.13*	inf	0.39	0.56	0.22	2.90	0.24	0.62
LlaSMol-8B	0.27	0.08	3.34	0.17	3.68	0.07*	181.70	0.20	0.49	0.24	3.56	0.16	0.31
ether0-24B	0.38	0.07	3.26	0.15	3.13	0.10*	inf	0.46	0.51	0.15	3.19	0.18	0.52
ChemLLM-7B	0.47	0.11	3.34	0.22	5.00	0.76	78.00	0.42	0.47	0.24	3.56	0.20	0.25
<i>PolyBench</i>													
Qwen-2.5-7B	0.53	0.27	4.53	0.24	5.00	0.93	39.50	0.49	0.60	0.25	4.96	0.64	0.72
+ CoT	0.60	0.24	3.91	0.29	4.50	0.91	47.10	0.48	0.57	0.26	4.67	0.43	0.62
ChemLLM-7B	0.47	0.13	4.10	0.27	5.50	0.98	19.90	0.59	0.69	0.35	4.61	0.74	0.95
+ CoT	0.67	0.32	4.30	0.33	6.25	0.98	20.30	0.54	0.50	0.35	5.18	0.63	0.66
Qwen-2.5-14B	0.70	0.11	3.46	0.27	6.33	0.97	37.50	0.50	0.87	0.31	4.86	0.68	0.81
+ CoT	0.87	0.37	4.63	0.31	6.52	0.98	21.70	0.63	0.73	0.39	5.10	0.70	0.94
Phi-4-14B	0.80	0.13	4.43	0.29	6.00	0.98	16.80	0.57	0.85	0.33	5.08	0.82	0.66
+ CoT	0.80	0.18	4.72	0.31	6.33	0.98	18.10	0.65	0.71	0.38	5.21	0.75	0.82
<i>Closed-source</i>													
4o-Mini	0.53	0.17	3.95	0.28	5.40	0.81	55.10	0.55	0.68	0.30	4.44	0.23	0.09
GPT-4o	0.60	0.29	3.71	0.27	5.00	0.98	22.70	0.69	0.86	0.33	4.73	0.16	0.11
Sonnet	0.47	0.26	4.74	0.27	5.80	0.98	20.50	0.66	0.85	0.30	4.88	0.26	0.29
GPT-5	0.73	0.51	4.88	0.16	6.36	0.97	16.47	0.77	0.90	0.17	5.58	0.26	0.21

Table 1: Performance of models and baselines on the test set of PolyBench by task. Metrics are reported for various task formats under each main task. For PolyBench models, results for both CoT and No-CoT variants are shown. denotes cases where the corresponding model surpasses open-source models (off-the-shelf and domain-aligned), whereas indicates where PolyBench models outperform all model categories. The best performance is **bolded**.

Model	Blk	ChemD	Llml	Avg	≥5
<i>Off-the-shelf</i>					
Qwen-2.5-14B	4.02	6.08	3.56	4.55	79.92
Phi-4-14B	2.86	5.60	2.96	3.81	56.17
<i>Domain aligned</i>					
LlaSMol-8B	1.54	4.75	1.16	2.48	29.25
ether0-24B	1.63	1.37	1.14	1.38	14.83
ChemLLM-7B	2.99	5.76	2.62	3.79	56.08
<i>PolyLM</i>					
Qwen-2.5-14B	4.09	6.41	3.43	4.64	84.77
+ CoT	4.14	6.28	3.74	4.72	91.15
Phi-4-14B	4.93	6.49	3.34	4.92	79.56
+ CoT	4.43	6.33	3.52	4.76	85.01
<i>Closed-source</i>					
4o-Mini	3.58	6.41	2.66	4.21	69.17
GPT-4o	3.76	6.37	2.71	4.28	73.92
Sonnet	4.52	6.63	3.61	4.92	80.08
GPT-5	4.80	6.75	3.90	5.15	94.00

Table 2: Performance on external polymer benchmarks (Likert 1–7 scale). ≥ 5 is the percentage of items scoring greater or equal to 5, indicating high-quality responses. For highlighted PolyBench model values, denotes where the corresponding surpasses open-source models(off-the-shelf and domain-aligned) whereas denotes where PolyBench models beat all other category models. The best performance is **bolded**.

are remains the most favorable to frontier models.

7 Human Evaluation

We conduct human evaluation with experts to evaluate two important aspects of PolyBench: quality of distilled CoT in PolyBench, and quality of outputs from PolyBench trained models. Additionally, since we use LLM-as-a-Judge for evaluation (PolyBench and external), it’s important to understand whether these scores correlate with human experts. Across both CoT and output ablations, annotators rate our knowledge-augmented CoT traces as more complete, accurate, and relevant than teacher-only CoTs, and also prefer PolyBench model outputs over GPT-4o and Claude-3.5-Sonnet, corroborating our automated results. Our LLM-as-a-Judge ablation shows that correlations with humans is strong and fall within established reliability ranges for reasoning-heavy evaluation (Li et al., 2025c). More details in Appendix G.3.

8 Quantifying the Compositionality Gap

Standard metrics fail to explain *why* models fail on polymer design tasks. Hence, using our diagnostic set from 4.1, we run three core experiments using the Phi-4-14B+CoT: (i) **Exp 1 (Skill Gap)**

tests whether the model can answer atomic sub-questions in isolation; (ii) **Exp 2 (Skill Selection & Accuracy)** measures whether the model’s CoT covers the required sub-questions (recall) and whether the included steps are correct (precision); and (iii) **Exp 3 (Compositionality Gap)** evaluates end-task performance when the model is given additional context (sub-questions (SubQs) and, sub questions and gold answers (SubQs + gold)). Additional details in G.4.

The model often knows the necessary pieces (high SubQ precision in Exp 1), but it struggles to select and carry forward the right constraints/steps in its own reasoning (low recall in Exp 2), and even when given SubQ/SubQA as context (Exp 3), composing everything into a consistently constraint-satisfying solution remains brittle — this is evidence of a compositionality gap rather than pure knowledge missing.

9 Conclusion

Polymer synthesis requires deep understanding of polymer structures and properties, something that general purpose and chemistry domain LLMs lack. Addressing this limitation, we develop PolyBench - a comprehensive benchmark for polymer understanding spanning six important task types from structure parsing to synthesis, with CoT traces grounded in hard experimental data. Training and testing a suite of 7B-14B models on PolyBench highlights the effectiveness of PolyBench as a training dataset, outperforming baselines and frontier LLMs. We believe this work advances polymer informatics by giving a useful benchmark to the community and provides a blueprint for building science domain LLMs.

Limitations

We propose PolyBench, a benchmark for training AI models for polymer domain. Using PolyBench, we finetune models and test them against baselines on our own benchmark as well other established benchmarks. Despite our comprehensive evaluation pipeline, we are aware of the limitations of our work. Firstly, our dataset is augmented with LLM generated CoT trajectories. Even though these trajectories are generated with a lot of target polymer context, model hallucinations might seep in, resulting in noisy lower quality CoT. In some cases, the CoT might be too complex due to the additional context to make it a useful signal for downstream

alignment of smaller LLMs. While the CoTs have been verified using self-verification along with manual verification of a small subset, there is still room for error. Hence, training on such trajectories can seep in the teacher LLM’s misinterpretations and hallucinations into the aligned model. We note that reasoning traces may reflect teacher-model conventions and may over-emphasize certain explanation styles; we therefore include verification labels and discuss risks of imprinting/bias in the Limitations section. Second, our PolyBench currently builds upon the open-source datasets about polymers and their properties. The current set of tasks and queries are actually extensions, building upon the tasks proposed by other researchers along with new tasks resulting from augmentations using RDKit. While our tasks might be larger than previously proposed works which usually focus on single tasks or properties, our set of tasks is still limited by what is at hand. Data such as lab synthesis planning and action. PolyBench does not also teach models how to use coding and/or polymer based coding frameworks in order to solve problem. Given the agentic framework that is popular nowadays, lack of tasks for teaching tool usage in polymer domain is also a significant limitation in terms of tasks. Third, PolyBench contains information only in the text modality. Multiple works have shown that incorporating other modalities can significantly improve performance in chemistry domain tasks. For instance, including images of the molecule or graphical information along with textual information can significantly boost performance in a number of downstream tasks. Also, provision of other modalities enables researchers to align multi-modal models for polymer domain. Finally, our evaluation using PolyBench was only done for single-step inference. Neither PolyBench nor our evaluation pipeline was designed for agentic approach. Multiple recent studies have shown that LLMs offer significant performance gains when acting as agents, being able to do multi-step reasoning and utilize relevant tools. Given how comprehensive PolyBench is in terms of polymer design tasks, being able to further enhance its design by incorporating agentic approach through relevant tools and training trajectories, could have enhanced the benchmark.

References

- Marah Abdin, Jyoti Aneja, Harkirat Behl, Sébastien Bubeck, Ronen Eldan, Suriya Gunasekar, Michael Harrison, Russell J. Hewett, Mojan Javaheripi, Piero Kauffmann, James R. Lee, Yin Tat Lee, Yuanzhi Li, Weishung Liu, Caio C. T. Mendes, Anh Nguyen, Eric Price, Gustavo de Rosa, Olli Saarikivi, and 8 others. 2024. [Phi-4 technical report](#). *Preprint*, arXiv:2412.08905.
- AdrianM0. 2025. Bicerano polymers dataset. Hugging Face Datasets, https://huggingface.co/datasets/AdrianM0/bicerano_polymers. License: MIT; 315 rows (polymers) — includes experimental and calculated Tg, densities, etc.
- Anthropic. 2024. [Introducing claude 3.5 sonnet](#). Anthropic Blog.
- Ge Bai, Jie Liu, Xingyuan Bu, Yancheng He, Jiaheng Liu, Zhanhui Zhou, Zhuoran Lin, Wenbo Su, Tiezheng Ge, Bo Zheng, and Wanli Ouyang. 2024. [Mt-bench-101: A fine-grained benchmark for evaluating large language models in multi-turn dialogues](#). In *Proceedings of the 62nd Annual Meeting of the Association for Computational Linguistics (Volume 1: Long Papers)*, page 7421–7454. Association for Computational Linguistics.
- Emmanuel Bengio, Moksh Jain, Maksym Korablyov, Yoshua Bengio, Doina Precup, and Pablo Rodriguez. 2021. Flow network based generative models for non-iterative diverse candidate generation. In *Advances in Neural Information Processing Systems*, volume 34, pages 27381–27394.
- Jacob Bradshaw, Edward Grefenstette, Brooks Paige, Pushmeet Kohli, and Matt Swiatkowski. 2019. A model of chemical reasoning for solving organic chemistry problems. In *International Conference on Learning Representations*.
- Catauggie. 2025. Polymersml: polymers dataset transformation (notebook). <https://github.com/catauggie/polymersML/blob/main/polymers%20dataset%20transformation.ipynb>. GitHub notebook, accessed: YYYY-MM-DD.
- ChemAxon. 2015. [Chemaxon extended smiles / cxs-miles](#). Online documentation. Attachment points in CXSMILES are encoded via “AP_x:” extensions.
- Defne Circi, Ghazal Khalighinejad, Anlan Chen, Bhuwan Dhingra, and L Brinson. Extracting materials science data from scientific tables. In *ACL 2024 Workshop Language+ Molecules*.
- Tim Dettmers, Artidoro Pagnoni, Ari Holtzman, and Luke Zettlemoyer. 2023. Qlora: Efficient finetuning of quantized llms. *Advances in neural information processing systems*, 36:10088–10115.
- Nouha Dziri, Ximing Lu, Melanie Sclar, Xiang Lorraine Li, Liwei Jiang, Bill Yuchen Lin, Peter West, Chandra Bhagavatula, Ronan Le Bras, Jena D. Hwang, Soumya Sanyal, Sean Welleck, Xiang Ren, Allyson Ettinger, Zaid Harchaoui, and Yejin Choi. 2023. [Faith and fate: Limits of transformers on compositionality](#). *Preprint*, arXiv:2305.18654.
- Carl Edwards, ChengXiang Zhai, and Heng Ji. 2022. Translation between molecules and natural language. In *Proceedings of the 2022 Conference on Empirical Methods in Natural Language Processing*, pages 7729–7741.
- M. Gaulton, A. Hersey, M. Nowotka, A. Bento, J. Chambers, M. Mendez, R. Mutowo, F. Atkinson, L. J. Bellis, E. Cibrian-Uhalte, R. C. Davies, J. A. Dedman, J. Karlsson, W. P. Magarinos, J. P. Overington, and A. R. Leach. 2019. [The chEMBL database in 2017](#). *Nucleic Acids Research*, 47(D1):D930–D940.
- Haji Gul, Abdul Ghani Naim, and Ajaz Ahmad Bhat. 2025. [MuCoS: Efficient drug–target discovery via multi-context-aware sampling in knowledge graphs](#). In *Proceedings of the 24th Workshop on Biomedical Language Processing*, pages 319–327, Viena, Austria. Association for Computational Linguistics.
- Zhihui Guo, Pramod Sharma, Andy Martinez, Liang Du, and Robin Abraham. 2022. Multilingual molecular representation learning via contrastive pre-training. In *Proceedings of the 60th Annual Meeting of the Association for Computational Linguistics (Volume 1: Long Papers)*, pages 3441–3453.
- W. F. HEMMENS. 1965. [Polythene-backed paper for high-voltage electrophoresis](#). *Nature*, 207(5000):973–973.
- Tran Doan Huan, Arun Mannodi-Kanakkithodi, Chiho Kim, Vinit Sharma, Ghanshyam Pilania, and Rampi Ramprasad. 2016. [A polymer dataset for accelerated property prediction and design](#). *Scientific Data*, 3(1):160012.
- Ryota Ido, Shengjuan Cao, Jianshen Zhu, Naveed Ahmed Azam, Kazuya Haraguchi, Liang Zhao, Hiroshi Nagamochi, and Tatsuya Akutsu. 2021. [A method for inferring polymers based on linear regression and integer programming](#). *Preprint*, arXiv:2109.02628.
- Iszlobin. 2025. Polymerdatabase: Polymer properties dataset (github repository). <https://github.com/iszlobin/PolymerDataBase/blob/main/PolymerDataBase.tsv>. Accessed: YYYY-MM-DD.
- Group Jablonka. 2024. [block_polymers_morphology](#). Hugging Face Dataset.
- Shengli Jiang, Adjai Bousso Dieng, and Michael A Webb. 2024. Property-guided generation of complex polymer topologies using variational autoencoders. *npj Computational Materials*, 10(1):139.
- Seonghwan Kim, Charles M. Schroeder, and Nicholas E. Jackson. 2023. [Open Macromolecular Genome: Generative Design of Synthetically Accessible Polymers](#).

- ACS Polymers Au, 3(4):318–330. Publisher: American Chemical Society (ACS).
- Christopher Kuenneth and Rampi Ramprasad. 2023. [polyBERT: a chemical language model to enable fully machine-driven ultrafast polymer informatics](#). *Nature Communications*, 14(1):4099.
- Greg Landrum. 2013. Rdkit: Open-source cheminformatics software. *Journal of Chemical Information and Modeling*. Available at <https://www.rdkit.org>.
- Allen K Lee, ChengXiang Zhai, and Heng Ji. 2021. Extracting action sequences from procedure manuals in the chemical domain. In *Proceedings of the 2021 Conference on Empirical Methods in Natural Language Processing*, pages 3153–3165.
- Dawei Li, Bohan Jiang, Liangjie Huang, Alimohammad Beigi, Chengshuai Zhao, Zhen Tan, Amrita Bhat-tacharjee, Yuxuan Jiang, Canyu Chen, Tianhao Wu, and 1 others. 2025a. From generation to judgment: Opportunities and challenges of llm-as-a-judge. In *Proceedings of the 2025 Conference on Empirical Methods in Natural Language Processing*, pages 2757–2791.
- Hao Li, He Cao, Bin Feng, Yanjun Shao, Xiangru Tang, Zhiyuan Yan, Li Yuan, Yonghong Tian, and Yu Li. 2025b. [Beyond chemical qa: Evaluating llm’s chemical reasoning with modular chemical operations](#). *Preprint*, arXiv:2505.21318.
- Qingquan Li, Shaoyu Dou, Kailai Shao, Chao Chen, and Haixiang Hu. 2025c. [Evaluating scoring bias in llm-as-a-judge](#). *Preprint*, arXiv:2506.22316.
- Hunter Lightman, Vineet Kosaraju, Yura Burda, Harri Edwards, Bowen Baker, John Schulman, and Karl Cobbe. 2024. Let’s verify step by step. In *International Conference on Learning Representations*.
- Chieh Lin, Pei-Hua Wang, Yi Hsiao, Yi-Tsu Chan, Amanda C. Engler, Jed W. Pitera, Daniel P. Sanders, Joy Cheng, and Yufeng J. Tseng. 2020. [Essential step toward mining big polymer data: Polyname2structure, mapping polymer names to structures](#). *ACS Applied Polymer Materials*, 2(8):3107–3113.
- Chin-Yew Lin. 2004. Rouge: A package for automatic evaluation of summaries. In *Workshop on Text Summarization (WAS) (Post-Conference Workshop of ACL 2004)*, Barcelona, Spain, pages 74–81.
- Gang Liu, Michael Sun, Wojciech Matusik, Meng Jiang, and Jie Chen. 2024. [Multimodal Large Language Models for Inverse Molecular Design with Retrosynthetic Planning](#). *arXiv preprint*. ArXiv:2410.04223 [cs].
- Wenhao Liu, Muhan Huang, Ziming Wei, Jiaqi You, Hao Zhu, and Muhan Zhang. 2023. Learning to generate molecules with high-order relations. In *Advances in Neural Information Processing Systems*, volume 36.
- Xufeng Liu, Yixuan Ding, Jingxiang Qu, Yichi Zhang, Wenhan Gao, and Yi Liu. 2025. [RL-guider: Leveraging historical decisions and feedback for drug editing with large language models](#). In *Findings of the Association for Computational Linguistics: ACL 2025*, pages 13121–13138, Vienna, Austria. Association for Computational Linguistics.
- Łukasz Maziarka, Tomasz Danel, Stanisław Jastrzębski, Jacek Tabor, and Igor Konieczny. 2020. Molecule attention transformer. In *International Conference on Learning Representations*.
- Adrian Mirza, Nawaf Alampara, Sreekanth Kunchapu, Martiño Ríos-García, Benedict Emoekabu, Aswanth Krishnan, Tanya Gupta, Mara Schilling-Wilhelmi, Macjonathan Okereke, Anagha Aneesh, Amir Mohammad Elahi, Mehrdad Asgari, Juliane Eberhardt, Hani M. Elbeheiry, María Victoria Gil, Maximilian Greiner, Caroline T. Holick, Christina Glaubitz, Tim Hoffmann, and 16 others. 2024. [Are large language models superhuman chemists?](#) *Preprint*, arXiv:2404.01475.
- Siddharth M. Narayanan, James D. Braza, Ryan-Rhys Griffiths, Albert Bou, Geemi Wellawatte, Mayk Caldas Ramos, Ludovico Mitchener, Samuel G. Rodrigues, and Andrew D. White. 2025. [Training a Scientific Reasoning Model for Chemistry](#). *arXiv preprint*. ArXiv:2506.17238 [cs].
- Neethu Nazar, Amisha Kumari, P Alekhya, Shalini Singh, and J Sai. 2017. [Polyesters - a review](#).
- OpenAI. 2024a. [Gpt-4o: Advancing multimodal intelligence](#). OpenAI Blog.
- OpenAI. 2024b. [Gpt-4o mini: Advancing cost-efficient intelligence](#). OpenAI Blog.
- Siru Ouyang, Zhuosheng Zhang, Bing Yan, Xuan Liu, Yejin Choi, Jiawei Han, and Lianhui Qin. 2024. [Structured Chemistry Reasoning with Large Language Models](#). *arXiv preprint*. ArXiv:2311.09656 [cs].
- Ofir Press, Muru Zhang, Sewon Min, Ludwig Schmidt, Noah A. Smith, and Mike Lewis. 2023. [Measuring and narrowing the compositionality gap in language models](#). *Preprint*, arXiv:2210.03350.
- Haoke Qiu and Zhao-Yan Sun. 2024. [On-demand reverse design of polymers with PolyTAO](#). *npj Computational Materials*, 10(1). Publisher: Springer Science and Business Media LLC.
- Haoke Qiu, Jichun Zhao, Enzhe Jing, Weilong Hu, Yurun Lv, Xuefeng Li, and Zhao-Yan Sun. 2025. [Introducing PolySea: An LLM-Based Polymer Smart Evolution Agent](#).
- Owen Queen, Gavin A. McCarver, Saitheeraj Thatigotla, Brendan P. Abolins, Cameron L. Brown, Vasileios Maroulas, and Konstantinos D. Vogiatzis. 2023. [Polymer graph neural networks for multitask property learning](#). *npj Computational Materials*, 9(1):90.

- Qwen, :, An Yang, Baosong Yang, Beichen Zhang, Binyuan Hui, Bo Zheng, Bowen Yu, Chengyuan Li, Dayiheng Liu, Fei Huang, Haoran Wei, Huan Lin, Jian Yang, Jianhong Tu, Jianwei Zhang, Jianxin Yang, Jiayi Yang, Jingren Zhou, and 25 others. 2025. [Qwen2.5 technical report](#). *Preprint*, arXiv:2412.15115.
- David Rein, Betty Li Hou, Asa Cooper Stickland, Jackson Petty, Richard Yuanzhe Pang, Julien Dirani, Julian Michael, and Samuel R. Bowman. 2024. [GPQA: A graduate-level google-proof q&a benchmark](#). In *First Conference on Language Modeling*.
- Chen Shi, Minkai Xu, Hongyu Guo, Ming Song, Wenhao Zhang, Jian Tang, and Bo Zhang. 2020. A graph-to-sequence model for template-free retrosynthesis. In *Advances in Neural Information Processing Systems*, volume 33, pages 9628–9639.
- Yaorui Shi, An Zhang, Enzhi Zhang, Zhiyuan Liu, and Xiang Wang. 2023. Relm: Leveraging language models for enhanced chemical reaction prediction. *arXiv preprint arXiv:2310.13590*.
- Zayne Sprague, Fangcong Yin, Juan Diego Rodriguez, Dongwei Jiang, Manya Wadhwa, Prasann Singhal, Xinyu Zhao, Xi Ye, Kyle Mahowald, and Greg Durrett. 2025. [To cot or not to cot? chain-of-thought helps mainly on math and symbolic reasoning](#). *Preprint*, arXiv:2409.12183.
- Ryan E Taggi. 2023. Machine learning in polymer chemistry: a perspective. *Polymer Chemistry*, 14(1):12–21.
- Changwen Xu, Yuyang Wang, and Amir Barati Farmani. 2023. [TransPolymer: a Transformer-based language model for polymer property predictions](#). *npj Computational Materials*, 9(1). ArXiv:2209.01307 [cs].
- Botao Yu, Frazier N. Baker, Ziqi Chen, Xia Ning, and Huan Sun. 2024. [LlaSMol: Advancing Large Language Models for Chemistry with a Large-Scale, Comprehensive, High-Quality Instruction Tuning Dataset](#). *arXiv preprint*. ArXiv:2402.09391 [cs].
- Kamyar Zeinalipour, Neda Jamshidi, Monica Bianchini, Marco Maggini, and Marco Gori. 2024. [Design proteins using large language models: Enhancements and comparative analyses](#). In *Proceedings of the 1st Workshop on Language + Molecules (L+M 2024)*, pages 34–47, Bangkok, Thailand. Association for Computational Linguistics.
- Zhaorui Zeng, Zhaoxu Gu, Sihan Wu, Siyuan Tan, Tianle Liu, Ling kai Hou, Yuwei Wang, Yuxin Fu, Yuhang Yang, Wentao Chen, and 1 others. 2024. Toward autonomous polymer synthesis by integrating robochemistry and artificial intelligence. *Chemical Reviews*, 124(7):3709–3764.
- Di Zhang, Wei Liu, Qian Tan, Jingdan Chen, Hang Yan, Yuliang Yan, Jiatong Li, Weiran Huang, Xiangyu Yue, Wanli Ouyang, Dongzhan Zhou, Shufei Zhang, Mao Su, Han-Sen Zhong, and Yuqiang Li. 2024. [Chem-LLM: A Chemical Large Language Model](#). *arXiv preprint*. ArXiv:2402.06852 [cs].
- Tianren Zhang and Dai-Bei Yang. 2025. [Multimodal machine learning with large language embedding model for polymer property prediction](#). *arXiv preprint*. ArXiv:2503.22962 [cs].
- Lianmin Zheng, Wei-Lin Chiang, Ying Sheng, Siyuan Zhuang, Zhanghao Wu, Yonghao Zhuang, Zi Lin, Zhuohan Li, Dacheng Li, Eric Xing, Hao Zhang, Joseph E Gonzalez, and Ion Stoica. 2023. [Judging llm-as-a-judge with mt-bench and chatbot arena](#). In *Advances in Neural Information Processing Systems*, volume 36, pages 46595–46623. Curran Associates, Inc.
- Jiajun Zhou, Yijie Yang, Austin M. Mroz, and Kim E. Jelfs. 2025. [PolyCL: contrastive learning for polymer representation learning via explicit and implicit augmentations](#). *Digital Discovery*, 4(1):149–160. Publisher: Royal Society of Chemistry (RSC).
- Hakime Öztürk, Elif Ozkirimli, and Arzucan Özgür. 2016. [A comparative study of smiles-based compound similarity functions for drug-target interaction prediction](#). *BMC Bioinformatics*, 17(1):128.

A Appendix

A.1 Polymer Dataset Sources

Table 3 summarizes all data sources used in creating PolyBench including their size, polymer types, and the information they provide.

Experimental Property Databases. The foundation of our dataset comprises experimentally validated polymer-property relationships from four key sources. PolymersML ([Catauggie, 2025](#)) (18,667 homopolymer instances) provides the most comprehensive property coverage spanning physical properties (density, specific volume), thermal properties (glass transition temperature, crystallization temperature), and mechanical properties (tensile strength, compression modulus). Bicerano Polymers ([AdrianM0, 2025](#)) (315 instances) contributes both experimental and calculated values for key properties including glass transition temperature, density at 300K, and thermal expansion coefficients. MTL Khazana ([Huan et al., 2016](#)) (3,655 instances) focuses on quantum-mechanical and electronic properties such as bandgap, electron affinity, ionization energy, and dielectric constant. PolymerDB ([Iszlobin, 2025](#)) (224 instances) provides fundamental molecular descriptors including molecular weight, molar volume, solubility parameters, and glass transition temperatures with associated property ranges.

Structural and Topological Data. To enable comprehensive structural understanding, we incorporate ToPoRg (Jiang et al., 2024) (1,342 polymer instances) with explicit topological annotations (cyclic, linear) and graph-based representations (nodes, edges). ChEMBL (Gaulton et al., 2019) (2,851 monomer instances) provides monomer SMILES with base representations and CXSMILES extensions marking attachment sites (ChemAxon, 2015). These sources provide the structural foundation necessary for syntax understanding and molecular parsing tasks.

Synthesis and Reaction Data. PN2S (Lin et al., 2020) contributes 11,165 instances documenting monomer-to-polymer transformations for both copolymers and homopolymers, specifying reactants, products, and reaction types. We supplement this with the OMG (Organic Materials Generator) (Kim et al., 2023) databases, which comprise 77,281 characterized monomers and 12,886,131 synthetically generated polymers. From this large synthetic collection, we sample 10,000 polymers along with their corresponding monomers to balance dataset composition and computational feasibility. OMG Monomers categorizes monomers by functional groups (e.g., di-amine, di-isocyanate, di-ol, lactam, cyclic ether) and provides synthetic accessibility scores. OMG Polymers documents systematic polymerization reactions linking reactants to products. Together, these sources bridge the gap between individual monomers and final polymer structures through both documented experimental pathways and systematic synthetic exploration.

A.2 Data Integration and Standardization

Combining multiple sources raises several issues in terms variations along representation, units of measurement, and structural aspects.

Standardization. We address these through a twostep approach. For molecular standardization, we use RDKit (Landrum, 2013) to automatically canonicalize all SMILES strings, ensuring consistent representations by removing redundant stereochemistry, neutralizing charged species, and standardizing tautomeric forms. For property standardization, we consulted with polymer scientists to establish standard units across all datasets (e.g., temperatures in Kelvin, density in g/cm³, solubility parameter in MPa^{1/2}). We also identify and remove duplicate entries by comparing canonical

SMILES strings and consolidate property values from multiple sources when the same polymer appears in different datasets.

Computational Structural Augmentation.

Working with polymer scientists, we identified a comprehensive set of molecular descriptors relevant for polymer understanding. All polymer and monomer structures are processed through RDKit (Landrum, 2013) to automatically extract these features, including basic molecular properties (molecular weight, heavy atom count), structural characteristics (rotatable bonds, ring counts, complexity indices), hydrogen bonding features (donors, acceptors), and functional group identifiers (alcohols, amines, carbonyls, halogens, etc.). These features provide consistent structural representations across all data sources and enable models to learn from interpretable chemical descriptors.

B Data & Task Details

B.1 Generalization and Dataset Statistics

Table 5 summarizes dataset splits across all six polymer reasoning tasks, detailing unique polymers and associated question counts for train, development, and test sets.

B.2 Datasets Integration and Standardization

We collect ~ 13 million experimental and synthetic data across multiple polymer benchmarks. These include (i) four experimentally verified datasets of physical, thermal, and mechanical properties, (ii) two sources providing topological, and SMILES representations covering molecule parsing, (iii) two synthesis data sources covering reactants, products, and reaction types (details in Appendix subsection A.1).

However, merging multiple datasets is difficult due to inconsistencies in polymer representations and differing units. To mitigate this, we use RDKit (Landrum, 2013) to automatically standardize SMILES representations, convert to consistent units, and remove duplicates. We also standardize descriptors (e.g., molecular weight, atom counts), structural properties (e.g, ring counts), and function group identifiers (e.g., alcohols), along with their structural representations with domain expertise and information from RDKit. Please see Appendix subsection A.2 for more details.

Source	Num of Instances	Polymers/Monomers	Known/Generated	Comments
PolymersML	18667	Homopolymers	Known	Polymer \rightarrow Property
Bicerano Polymers	315	Polymers	Known	Polymer \rightarrow Property
MTL Khazana	3655	Polymers	Known	Polymer \rightarrow Property
PolymerDB	224	Polymers	Known	Polymer \rightarrow Property
ChEMBL	2851	Monomers	Known	Attachment Sites [*]
ToPoRg-1342	1342	Polymers	Known	Polymer \rightarrow topology
PN2S	11165	Co/Homo-Polymers	Known	Monomer \rightarrow Polymer with Type of reaction)
OMG Monomers	77281	Monomers	Known	Monomers \rightarrow polymerisation + structural features (cyclic, etc.)
OMG Polymers	12886131	Polymers	Generated	Monomers \rightarrow Polymers

Table 3: Polymer data sources, coverage and notes.

Task	QA	Numeric	MCQ	Ranking	SMILES
Structural Understanding	✓	✓	✓	-	-
Polymer Concepts	✓	-	-	-	-
Property Prediction	-	✓	-	-	-
Property Comparison & Ranking	-	-	✓	✓	-
Advanced Property Reasoning	✓	-	✓	-	-
Design & Synthesis	-	-	-	-	✓

Table 4: Task format distribution across PolyBench task categories.

Task	Train		Dev		Test	
	P	Q	P	Q	P	Q
StrUnd.	12K	27.9K	3K	401	4K	449
ConKnow	8.5K	17.1K	2K	240	2.7K	47
PropPred	8.5K	4.5K	2K	70	2.7K	448
PropCompR	8.5K	19.2K	2K	291	2.7K	600
AdvReason	8.5K	25.1K	2K	374	2.7K	125
SynDes	5K	31.5K	1.2K	449	1.8K	638

Table 5: PolyBench task splits and statistics. **StrUnd.** = Structural Understanding, **ConKnow** = Concept Knowledge, **PropPred** = Property Prediction, **PropCompR** = Property Comparison/Ranking, **AdvReason** = Advanced Reasoning, **SynDes** = Synthesis/Design. *P* = unique polymers, *Q* = questions/prompts.

B.3 Task Details

Structural Understanding: This category tests the model’s ability to comprehend polymer molecular architecture through four task types: (1) *Syntax Understanding* evaluates whether models can interpret polymer notation systems, (2) *Structural Understanding* assesses comprehension of polymer topology and composition, (3) *Structural Understanding with Counting* requires quantitative analysis of structural components, and (4) *Syntax-to-Structure Translation* tests the ability to convert between different polymer representation formats.

These tasks use question-answering format.

Conceptual Knowledge: Tasks evaluating fundamental polymer science knowledge, including *Conceptual Understanding* of polymer principles and *Structural Understanding with Reasoning*, which requires explaining the relationship between structure and function. These tasks are evaluated in question-answering format.

Property Prediction: Direct numerical prediction tasks where models must predict quantitative polymer properties (e.g., glass transition temperature, tensile strength, thermal conductivity) from molecular structure. Performance is measured using numerical regression metrics.

Property Comparison and Ranking: Multiple-choice tasks requiring comparative reasoning about polymer properties, including: (1) *Property Ranking* where models order polymers by property values, (2) *Property Comparison* between polymer pairs, and (3) *Design Reasoning with Structural Constraints* spanning multiple sub-tasks: filter-then-optimize selection, logical composition of requirements, constrained ranking under multiple criteria, and triple intersection of property constraints.

Advanced Property Reasoning: Complex reasoning tasks in question-answering format: (1) *Property Decomposition with Mechanistic Understanding* requires models to explain the mechanistic origins of polymer properties, (2) *Property Inference with Structural Decomposition* involves inferring properties by analyzing structural components, and (3) *Multi-Property Reasoning with Tradeoffs* assesses understanding of competing property requirements in polymer design.

Synthesis and Design: Practical polymer synthesis tasks including: (1) *Product Prediction* (predicting polymer structure from monomers and reactions), (2) *Monomer Identification* (identifying required monomers for target polymers), (3) *Sec-*

ond Monomer Identification (completing monomer pairs for copolymerization), and (4) *Reaction Identification* (determining appropriate polymerization reactions). The first three tasks require generating valid SMILES representations, while reaction identification uses question-answering format. We also include open-ended *Design Reasoning with Structural Constraints* tasks.

B.4 Task Design

We create and organize the tasks in PolyBench into six *reasoning task* that build on each other, from basic understanding to complex design: (i) **Structural Understanding** foundational skills for working with polymer structures—translating between different representations of polymers, identifying structural features, counting atoms and functional groups, and understanding SMILES syntax. (ii) **Conceptual Knowledge** tests whether models understand core polymer science principles and can apply this knowledge to reason about molecular structures and their properties. (iii) **Property Prediction** tests predicting numerical property values directly from molecular structures, learning the relationships between structure and properties. (iv) **Property Comparison and Ranking** involves comparing, ranking, and filtering across multiple criteria, logical composition of constraints, and finding optimal candidates that satisfy several property requirements simultaneously. (v) **Advanced Property Reasoning** tackles more complex analytical problems: breaking down properties to understand the underlying mechanisms, decomposing structures to predict properties, and reasoning about trade-offs when multiple properties matter. (vi) **Synthesis and Design** covers the full design process from choosing the right monomers and predicting reaction products to identifying suitable reactions and planning synthesis routes under various constraints.

B.5 Knowledge-Augmented Distillation

The tasks collected above contain task instruction and the answer but to teach models to reason about these appropriately, we also need structured reasoning traces that reflect how polymer chemists think about unknown polymers. To this end, we seek to distill stepwise Chain-of-Thought (CoT) from frontier models. As argued earlier, even frontier LLMs do not have adequate foundational polymer knowledge and reasoning. Therefore, direct distillation by prompting frontier LLMs is ineffective.

We address this by providing specific relevant

knowledge for each question along with the answer, and targeted high-level instructions for how to structure the reasoning. Our distillation pipeline has the following three steps:

1) Knowledge Injection For each question, we augment the prompt with comprehensive profiles for the specific polymer(s) of interest including all information from the source datasets and RDKit-generated structural features—experimental properties, structural descriptors, molecular fingerprints, and domain annotations. This nudges the LLMs to generate reasoning grounded in complete structural and property data rather than superficial pattern matching from SMILES alone.

2) Reasoning Structure To ensure that LLMs follow structured reasoning, we ask them to decompose each task into subtasks, prioritize structural understanding, and articulate solutions through structured reasoning chains before providing final answers. This mirrors how polymer chemists approach unfamiliar materials—consulting all available data before reasoning to conclusions. Example prompts can be seen in Appendix C.2

3) Automated Verification As an additional quality control layer, we implement automated fact-checking of generated CoT traces (Lightman et al., 2024). We sample QA pairs and use Claude (Anthropic, 2024) to evaluate the factual accuracy and chemical validity of each reasoning step. This process achieves approximately 80% accuracy in identifying correct reasoning chains. On further review, we observe that most of the errors stem from minor issues such as oversimplification (omitting secondary contributing factors to properties), imprecise terminology (using common chemical names/formulae instead of precise SMILES representation), or incomplete explanations (correct reasoning but missing one step in the chain). These errors are confined to the generated CoT traces; the final answers are the ground truths for our questions. We retain all traces along with their verification labels rather than filtering incorrect ones. Given our dataset scale (100K+ instances), this provides quality indicators for each trace while maintaining computational feasibility. Our **manual quality analysis** by experts (see Section 7) show this knowledge-augmented distillation greatly improves quality over direct distillation.

B.6 Task Examples

Table 9 presents representative examples from each polymer reasoning task, illustrating the diversity of

input-output formats and reasoning requirements.

C Prompts

C.1 Prompt for Compositional QA Generation

For creating open-ended QA task formats in PolyBench for tasks Structural Understanding, Polymer Concepts, Advanced Property Reasoning, we use the following prompt to automatically generate compositional question-answer pairs for polymer reasoning tasks, ensuring self-contained inputs and chemically grounded, structured outputs.

Listing 1: Prompt template used for generating compositional QA pairs for polymer reasoning tasks.

```
### Instruction:
Generate exactly {} compositional
questions for the specified
category based on the provided
polymer description paragraph.
Questions must be completely self-
contained with all necessary
inputs included within the
question itself,
use specific polymer/monomer
names with <iupac_start><
iupac_end> and <smiles_start><
smiles_end> tags,
and employ natural language.
Answers should provide detailed
reasoning based solely on the
structural and property
information given in each
question,
without referencing the polymer
description paragraph or external
sources.
Output format: JSON with numbered
question-answer pairs for the
specified category.

### Category:
{}

### Category Description:
{}

### Example Question-Answer for
this Category:
{
  "1": {
```

```
    "question": "{}",
    "answer": "{}"
  }
}

### Polymer Description:
{Polymer Identifiers}

{Structural and Experimental Data
}

### Output:
```

C.2 Prompts for Knowledge Distillation

We use the following instruction-style prompt to generate detailed step-by-step CoT as part of our knowledge-augmented distillation process for PolyBench tasks.

Listing 2: Prompt template used for generating CoT polymer property prediction tasks.

```
### INSTRUCTION:
You are a chemistry reasoning
expert. Analyze the given polymer
and its experimental property
value.
Provide a structured, step-by-
step scientific explanation (
Chain-of-Thought) describing why
the polymer exhibits this value.
Focus on the relationships
between molecular structure,
intermolecular interactions, and
resulting macroscopic properties.

Use clear, concise, and
mechanistic reasoning grounded in
chemistry.

---

### QUESTION:
{question}

### POLYMER DETAILS:
{Polymer Details}

### OUTPUT:
```

C.3 Prompts for Instruction Tuning

We employ Alpaca-style templates for instruction-tuning of PolyBench models, designed to handle

both reasoning-augmented (with CoT) and direct-answer (without CoT) formulations. These templates enable the model to learn structured polymer reasoning while maintaining compatibility with common instruction-tuned formats. The prompts are shown below.

Listing 3: Instruction tuning prompt with Cot (CoT)

```
Below is an instruction that describes a task, paired with an input that provides further context.
Write a response that appropriately completes the request.

### Instruction:
{}

### Thought:
{}

### Response:
{}
```

Listing 4: Instruction tuning prompt without Cot (No-CoT)

```
Below is an instruction that describes a task, paired with an input that provides further context.
Write a response that appropriately completes the request.

### Instruction:
{}

### Response:
{}
```

During supervised fine-tuning, both formats are applied based on data availability: samples with explicit reasoning use the CoT variant, while others use the No-CoT template. This separation ensures that PolyBench models learn to perform both step-wise chemical reasoning and concise direct answering, depending on the task type.

C.4 Prompts for Automatic Evaluation (LLM-as-a-Judge)

We use following prompt for automatic evaluation using LLM-as-a-Judge to assess models' responses - for QA tasks in PolyBench and external benchmarks.

Listing 5: Prompt for evaluation using LLM-as-a-Judge

```
### INSTRUCTION:
Evaluate the CANDIDATE'S OUTPUT on a 7-point Likert scale by comparing it to the GROUND TRUTH. If the prediction is incomplete, score on the basis of the parts that are correct. Provide a brief JUSTIFICATION for your score. Return ONLY a JSON object with "score" and "justification" fields .

CRITERION
- Correctness relative to ground truth
- Completeness of reasoning
- Clarity and faithfulness to the task

LIKERT SCALE (1-7)
1 = Completely wrong or irrelevant; contradicts the ground truth.
2 = Mostly wrong; minor fragments may be tangentially related.
3 = Some correct elements, but largely incorrect or missing core content.
4 = Partially correct but incomplete; captures main idea but omits key reasoning or detail .
5 = Largely correct with small omissions or phrasing errors; reasoning mostly sound.
6 = Correct and clear with very minor issues in precision or completeness.
7 = Fully correct, precise, clear, and faithful to the ground truth.
```

EXAMPLES:

GOOD (7)

Q: How does the SMILES represent thiophene-aniline?

Ground truth: "Connected via N bridge with conjugation maintained."

Candidate: "Connected via N bridge with conjugation maintained."

OUTPUT: {"score": 7, "justification": "Fully correct and matches the ground truth."}

MEDIUM (4)

Q: How does the SMILES represent thiophene-aniline?

Ground truth: "Connected via N bridge with conjugation maintained."

Candidate: "They are linked by a single bond."

OUTPUT: {"score": 4, "justification": "Partially correct; misses N-bridge and conjugation detail."}

BAD (1)

Q: How does the SMILES represent thiophene-aniline?

Ground truth: "Connected via N bridge with conjugation maintained."

Candidate: "It shows the polymer is soluble."

OUTPUT: {"score": 1, "justification": "Irrelevant; no structural connection mentioned."}

INPUT:

Q: {question}

Ground truth: {ground_truth}

Candidate: {prediction}

OUTPUT:

C.5 Prompts for Generating Subquestions

We use the following system prompt to generate 3–15 diagnostic subquestions per main question, each annotated with one or more high-level skill tags (used in our compositionality analysis in Section 8). Listing 6: System prompt for subquestion decomposition with skill tags (used for compositionality diagnostics).

Generate 3 to 15 independent subquestions for the given question. Use the provided COT and answer as background context; do NOT reveal, restate, or quote it.

Do NOT include redundant or overly similar subquestions. Each subquestion should directly support solving the main question by decomposing it into clear, concrete reasoning steps. Avoid speculative, tangential, or irrelevant chemistry (e.g., experimental behavior, tautomers, or macroscopic properties) unless such reasoning is strictly required to answer the main question.

Each subquestion should probe high-level reasoning skills needed to answer the main question. For each subquestion, assign ONE or MORE skill tag from the following fixed list:

- DEFINITION: recalling a standard chemistry concept or definition.
- STRUCTURE: reading atoms, bonds, rings, or connectivity from a given structure or SMILES.
- RULES: applying standard chemistry rules or conventions to a structure.
- COUNTING: counting atoms, bonds, or computing simple ratios or fractions.
- NOMENCLATURE: interpreting names or descriptors (e.g., IUPAC terms, "alt").
- COMPARISON: reasoning about

differences or hypothetical changes.

- EXPERIMENTAL: requiring knowledge of experimental methods or measurements (use ONLY if the main question explicitly requires experimental context).
- INFERENCE: reasoning that combines multiple structural or rule-based observations to reach a conclusion not stated verbatim.

Return ONLY valid JSON exactly in the following format with skill tags as a comma-separated string:

```
{
```

```
  "subquestions": [  
    {"question": "...", "skill": "..."},  
    {"question": "...", "skill": "..."}  
  ]  
}
```

Do not include any text outside the JSON.

If you cannot comply, return {"subquestions": []}.

```
""
```

D Experimental Setup Details

D.1 Domain Aligned Baselines

To compare the performance of PolyBench models, we select a set of weak and strong baseline models. The weak baseline models are the off-the-shelf unaligned versions of Qwen-2.5-7B, Qwen-2.5-14B and Phi-4-14B. For the strong baselines, we select models across literature that have been aligned for polymer or chemistry domain: Llamole-8B (Liu et al., 2024), Llama-3.1-8B based model, combining text and graph generation for molecular design and retrosynthesis using graph diffusion transformers; LlaSMol-8B (Yu et al., 2024), Llama-2-7B based LLM trained on SMolInstruct dataset for chemistry tasks for small molecules (molecular understanding, property predictions & synthesis); ether0-24B (Narayanan et al., 2025), a 24B chemistry-specialized LLM (Mistral-Small-24B based) fine-tuned with reinforcement learning, that uses Chain-of-thought for QA across a range of tasks (designing, completing, modifying, or syn-

thesizing molecules); ChemLLM-7B (Zhang et al., 2024) a InternLM-2 based, QA model, instruction-tuned with ChemData for tasks such as Name Conversion, Property Prediction and so on.

D.2 PolyBench Evaluation Task Details

We evaluate our PolyLM models on PolyBench test split, which contains diverse tasks designed to assess polymer understanding and design capabilities. The benchmark covers the following task categories:

Structural Understanding: Tasks assessing comprehension of polymer molecular architecture, including syntax understanding, structural interpretation, component counting, and notation translation.

Conceptual Knowledge: Tasks evaluating fundamental polymer science principles and structure-function relationships.

Property Prediction: Direct numerical prediction of quantitative polymer properties (e.g., glass transition temperature, tensile strength) from molecular structure.

Property Comparison and Ranking: Multiple-choice tasks requiring comparative reasoning, including property ranking, pairwise comparison, and design reasoning under structural constraints (filter-then-optimize, logical composition, constrained ranking, triple intersection).

Advanced Property Reasoning: Reasoning tasks requiring property decomposition with mechanistic understanding, property inference from structural analysis, and multi-property tradeoff reasoning.

Synthesis and Design: Practical synthesis tasks including product prediction, monomer identification, second monomer identification (SMILES generation), reaction identification, and design reasoning with structural constraints.

PolyBench Test set is intentionally out-of-distribution with respect to PolyBench train set, containing unseen polymers, properties and novel instructions to simulate real-world polymer discovery.

D.3 External Benchmarks

To assess generalization beyond types of queries present in PolyBench and validate our models' ability to generalize to various polymer tasks, we evaluate on external benchmarks not seen during training. These datasets test different aspects of

polymer understanding, and provide independent validations of our approach.

Block Polymers (Jablonka, 2024) This dataset contains questions about block copolymers, and their phase behavior. We use 2 subsets of this data for evaluation - *Subset i0* that requires phase state predictions given polymer characteristics; and *Subset i2* that requires inverse design i.e. generating polymer structures that achieve desired phase behaviour under specified constraints - both tasks involving OOD concepts w.r.t. PolyBench.

Llamole (Liu et al., 2024) evaluates molecular design and retro-synthesis capabilities requiring models to design molecules that satisfy multiple structural constraints (such as molecular weight, ring count, and rotatable bonds), and propose detailed synthesis routes with reagents and reaction conditions. This benchmark is particularly challenging as it requires generating complete synthesis procedures - a task beyond the scope of PolyBench’s training.

ChemData (Zhang et al., 2024) is a broad chemistry benchmark covering molecular understanding, classification, property prediction, and reasoning across diverse chemical domains. We select polymer-focused questions from this benchmark. This subset spans across a wide range of questions from simple classification (eg. identify whether a molecule is a polymer) to conceptual understanding (such as explaining polymerization mechanisms) and application-oriented reasoning (such as improving polymer membrane performance for water treatment). This dataset tests whether models can handle diverse polymer questions, presented in different formats and contexts - evaluating both breadth of polymer knowledge and robustness to question phrasing variations beyond PolyBench.

We remove any overlapping polymers between PolyBench and the external datasets. We then randomly sample 100 questions from *Llamole* and *ChemData* each, and 200 questions from each subset of *Block Polymers*, comprising of 400 questions in total.

D.4 Evaluation Metrics (Detailed)

We employ task-specific quantitative and qualitative metrics to comprehensively assess model performance across diverse reasoning and generation tasks. Below we describe each metric in detail.

ROUGE-L (RgL) ROUGE-L (Lin, 2004) measures the longest common subsequence (LCS) between the predicted and reference text, capturing both fluency and content overlap. It is particularly suited for open-ended or abstractive responses, where exact lexical match may not fully reflect semantic correctness. Higher values indicate closer alignment to human-written answers.

LLM-as-a-Judge (Jdg) Following Bai et al. (2024), we employ a large language model (Phi-4-14B) to score model outputs on a *Likert scale* (1–7) under a blind evaluation setup. This metric complements automatic scores by reflecting human-aligned preferences for coherence, factuality, and reasoning quality. Scores are averaged across annotators and instances to yield the final preference rating.

Pearson Correlation Coefficient (r) The Pearson correlation coefficient quantifies linear agreement between predicted and ground-truth numeric values, defined as:

$$r = \frac{\sum_i (x_i - \bar{x})(y_i - \bar{y})}{\sqrt{\sum_i (x_i - \bar{x})^2 \sum_i (y_i - \bar{y})^2}},$$

where x_i and y_i are predicted and true values. A value close to 1 indicates strong positive correlation and thus better predictive consistency.

Mean Absolute Error (MAE) MAE measures the average absolute deviation between predicted and reference values:

$$\text{MAE} = \frac{1}{N} \sum_i |x_i - y_i|.$$

Lower MAE indicates more accurate numerical predictions, complementing correlation-based metrics by reflecting absolute deviation magnitude.

Exact Match (EM) For counting and discrete-output tasks, EM measures the percentage of predictions that exactly match the gold label. It is a strict metric emphasizing precise numerical or categorical correctness.

Similarity (Sim.) For SMILES generation tasks, Similarity is computed as the Tanimoto coefficient between molecular fingerprints of the predicted and reference structures, using the RDKit library (Landrum, 2013). This metric evaluates whether generated molecules preserve the intended chemical and structural characteristics of the target compound, reflecting the model’s ability to reproduce meaningful molecular features.

Validity (Val.) Validity measures the proportion of syntactically and chemically valid SMILES strings among generated samples, determined via RDKit parsing and sanitization routines (Landrum, 2013). It ensures that model outputs correspond to chemically plausible molecules adhering to SMILES grammar and chemical valency rules. High validity indicates robust chemical reasoning and structural correctness.

Accuracy (MCQ) For multiple-choice question (MCQ) tasks, accuracy reflects the proportion of correctly selected options relative to the total number of questions, directly measuring discriminative reasoning performance.

Kendall’s Tau Correlation (Pair) For pairwise ranking and comparison tasks, Kendall’s Tau measures ordinal agreement between predicted and reference rankings. It is computed as:

$$\tau = \frac{C - D}{C + D},$$

where C and D denote the number of concordant and discordant pairs, respectively. Values closer to 1 indicate strong agreement in ranking order.

Together, these metrics provide a balanced evaluation of factual accuracy, structural fidelity, and human-aligned reasoning quality across both symbolic and natural-language outputs.

D.5 Model Configuration

All models are trained using LoRA (Low-Rank Adaptation) with the following configuration:

- LoRA rank (r): 16
- LoRA alpha (α): 32
- LoRA dropout: 0.05
- Target modules: All attention projections (Q, K, V, O) and MLP layers (gate, up, down projections)
- Quantization: 4-bit or 8-bit (optional, for memory efficiency)
- Precision: bfloat16

D.6 Supervised Fine-Tuning (SFT) Hyperparameters

Table 6 presents the complete set of hyperparameters used during the instruction tuning phase.

Hyperparameter	Value
Learning rate	1e-4
Optimizer	AdamW
Per-device batch size	8
Gradient accumulation steps	4
Effective batch size	32
Number of epochs	3
Maximum sequence length	512
Learning rate schedule	Linear with warmup
Gradient checkpointing	Enabled
Mixed precision	bfloat16

Table 6: Supervised fine-tuning hyperparameters for instruction tuning phase.

Custom Tokens. During supervised fine-tuning of PolyBench models, we introduce a set of task-specific control tokens to explicitly mark structured chemical and reasoning spans: `<iupac_start>`, `<iupac_end>` for IUPAC names, `<smiles_start>`, `<smiles_end>` for SMILES strings, `<answer_start>`, `<answer_end>` for answer boundaries, and `<think_start>`, `<think_end>` for chain-of-thought reasoning traces. These tokens provide consistent delimiters that help the model learn to separate molecular representations, final answers, and intermediate reasoning steps during supervised fine-tuning.

D.7 Computational Resources

All experiments are conducted using NVIDIA A100 GPUs with the Hugging Face Transformers library and TRL (Transformer Reinforcement Learning) framework. Flash Attention 2 is optionally enabled for improved efficiency.

D.8 Generation Configuration

Generation is performed in both zero-shot and few-shot settings using nucleus sampling across temperatures 0.1, 0.5, 0.7 with up to five diverse outputs (`num_return_sequences=5`), and we report the performance best-performing scores per model across various combinations of these settings.

D.9 Instruction-based QA Prompt (Examples + No Reasoning Setting)

Listing 7: Prompt template for instruction-based QA with examples

```
Below is an instruction that describes a task, paired with an input that provides further context.
```

Write a response that appropriately completes the request.

Instruction:

You are a helpful assistant for polymer chemistry. Provide only the final answer. Use example QA as a guide.

Examples:

{}

Question:

{}

Response:

E Distilled CoT and Model Generation Examples

E.1 CoT Examples

This example (see Table 7) illustrates a design-oriented reasoning task where the model must propose a polymer structure satisfying precise molecular and property constraints through chemically grounded reasoning.

E.2 External Design Reasoning Generations

We include representative examples from external polymer design datasets to qualitatively assess model reasoning and fidelity. Each example presents the model’s generated answer and corresponding reasoning, alongside reference responses. We highlight both strong (*good*) and weak (*bad*) generations to illustrate differences in chemical grounding, structural consistency, and adherence to design constraints. Table 8 provides these examples for comparison.

F Annotation Guidelines

We conduct two complementary human evaluation tasks to ensure the reliability and interpretability of model generations: (i) **Knowledge Distillation Rating Task**, and (ii) **LLM-as-a-Judge Fidelity and SME Response Preference**. Both were performed through a web-based interface. All annotations were performed by polymer domain experts (graduate-level or higher) with formal training in polymer chemistry, ensuring chemical validity and consistency across evaluations.

Knowledge Distillation (Rating Task). Annotators review polymer science questions containing detailed molecular and structural information, along with three candidate answers per question. Each answer is rated on the following criteria:

- **Relevance** – How well the response addresses the specific polymer question.
- **Completeness** – The degree to which the response captures essential molecular and property details.
- **Accuracy** – Chemical and factual correctness of the explanation.
- **Overall Rating** – A holistic quality score integrating the above aspects.

Only the **Overall Rating** is required; other criteria are optional but encouraged. Annotators may also provide short comments for justification.

Layout: the question and polymer reference are shown on the *left*, with three model-generated responses to rate individually on the *right*. The rating scale used is: 1 = *Poor*, 2 = *Fair*, 3 = *Good*, 4 = *Very Good*, 5 = *Excellent*.

LLM-as-a-Judge Fidelity and SME Response Preference. We employ the same **Response Preference** annotations from subject-matter experts (SMEs) to both evaluate model generations and assess the fidelity of LLM-as-a-Judge (Phi-4-14B) scoring. SMEs rank model outputs based on **polymer science reasoning quality**, considering correctness, completeness, and clarity of explanation on a scale of 1 to 5. To ensure consistency, we regenerate LLM-as-a-Judge evaluation scores on a 1-5 Likert scale for the sampled subset of data. The resulting preference rankings are used in two ways: (i) to determine human-preferred responses across models, and (ii) to validate Phi-4-14B’s automatic evaluations by correlating its 5-point Likert-scale scores with expert rankings. This joint analysis enables a direct comparison between automated and human judgments, providing a fidelity estimate for Phi-4-14B’s evaluation while simultaneously reflecting human preferences in polymer reasoning quality.

G Results & Analysis

G.1 Additional Findings

Strong SMILES Representation Performance. PolyBench’s comprehensive SMILES coverage is

Task: Design and Synthesis

Q: Design a polymer with a molecular weight of 340–350 g/mol per repeat unit that maximizes chain flexibility while maintaining thermal stability. The structure must contain exactly 9 rotatable bonds and 4 hydrogen bond acceptors, with a rigid-to-flexible segment ratio of 1:1.

A: Design `<iupac_start>poly[(2-butyl-2-ethylpropane-1,3-diol)-alt-(naphthalene-2,6-dicarboxylic acid)]<iupac_end>` with naphthalene providing thermal stability and the branched diol providing exactly 9 rotatable bonds through butyl/ethyl branches. Two ester linkages provide 4 H-bond acceptors. The 1:1 ratio is achieved through alternating naphthalene (rigid) and branched diol (flexible) segments.

CoT: To meet these design requirements: (1) Molecular weight of 340–350 g/mol suggests combining medium-sized rigid and flexible segments. (2) Nine rotatable bonds can be achieved via branched aliphatic diols. (3) Four H-bond acceptors correspond to two ester linkages (two acceptors each). (4) A 1:1 rigid:flexible ratio requires equal-length aromatic and aliphatic segments. Thus, using naphthalene for rigidity and branched diols for flexibility, connected by ester bonds, satisfies all structural and property constraints.

Task: Advanced Property Reasoning

Q: Given a polymer with 24 rotatable bonds, 15 hydrogen bond acceptors, and 0.9 CSP₃ fraction in `<iupac_start>poly{1-methyl-1-[(1-methylethane-1,1,2-triyl-1-carbonyl)oxymethylene]}<iupac_end>`, what glass transition temperature would you predict and which structural feature is most influential?

A: The predicted glass transition temperature would be relatively low, around 55–60 °C. The 24 rotatable bonds are the most influential structural feature, as they provide the conformational flexibility necessary for chain movement at lower temperatures.

CoT: To predict T_g , analyze mobility-affecting features: (1) High rotatable bond count (24) indicates substantial chain flexibility and mobility. (2) A high CSP₃ fraction (0.9) reflects mainly single bonds, supporting free rotation. (3) Although 15 hydrogen bond acceptors may introduce intermolecular restrictions, the flexibility contributions from numerous rotatable bonds and sp³ character dominate. Therefore, the polymer exhibits a relatively low T_g ($\approx 55\sim 60$ °C), primarily governed by the large number of rotatable bonds.

Table 7: Example question–answer with chain-of-thought reasoning for PolyBench tasks: Design & Synthesis and Advanced Property Reasoning

a key factor behind its gains in Design and Synthesis tasks. As shown in Table 1, PolyBench-tuned models achieve substantial improvements in both structural *similarity* and *validity* metrics—nearly tripling similarity scores over baselines. This highlights that PolyBench effectively teaches models chemically consistent SMILES syntax and polymer-specific bonding patterns. Importantly, this performance persists even in out-of-distribution tests, showing that the learned SMILES reasoning generalizes beyond memorized patterns. Together, these results suggest that SMILES learning is not just a data-format advantage but a key enabler of polymer design reasoning.

G.2 Detailed Task-wise Analysis

PolyBench trained models outperforms the other three groups of models across 11 out of 13 metrics as shown in 1. Here are the task-specific highlights:

Structural Understanding While PolyBench models show substantial EM gains w.r.t. all other models, Sonnet achieves the highest Judge score (5.21 vs 5.10 for Phi-4-14B + CoT). We hypothesize this pattern reveals different strengths: PolyBench models excel at precise structural identification (high EM) and using

correct polymer chemistry terminology (high RougeL), but Sonnet’s extensive instruction-tuning on diverse explanation tasks enables more fluent, contextually elaborated descriptions that evaluators rate as higher quality overall. The model likely draws on broader chemistry knowledge and general reasoning patterns to construct coherent narratives around structural features.

Polymer Concepts Our PolyBench suite of models show the strongest performance across models, with Phi-4-14B + CoT achieving the highest RougeL (0.31) and Judge score (6.38) across all task categories. The strong performance of base models (Phi-4-14B at 5.00, Qwen-2.5-14B at 4.62) suggests these questions tap into fundamental chemistry knowledge from pre-training, while PolyBench fine-tuning and CoT further enhance the ability to connect these principles specifically to polymer behavior.

Property Prediction All PolyBench model variants achieve near-perfect correlation ($r \geq 0.97$), but CoT training shows model-dependent effects. For Qwen-2.5-14B, CoT reduces MAE by 42%, while for Qwen-2.5-7B and Phi-4-14B, CoT increases error. Notably, the best overall performance comes from Phi-4-14B wo CoT (MAE=16.8), sug-

Source	Example (External: Llamole)
Question	Can you design a polymer with low synthetic complexity, moderate gas permeability, and thermal conductivity, featuring aromatic rings, that is suitable for gas separation and electrical insulation applications?
Reference	To satisfy the requirements: The polymer, having a relatively low synthetic complexity score and structural features like aromatic rings, exhibits reasonable thermal conductivity, moderate gas permeability coefficient, and moderate dielectric constant, making it suitable for various applications such as gas separation and electrical insulation. Therefore, the designed molecule is: <code><mol_start>*CC(*)c1cc(CC)ccc1CC<mol_end></code> . Synthetic route: <code>CCc1ccc(CC)c(CC)c1 » C[C@H]1C01.0CC(O)CO</code> .
Generated Answer (Phi-4-14B CoT)	Design a poly(m-xylyene) based polymer with a molecular weight of 128.2 g/mol. The structure consists of a single aromatic ring with two methyl substituents in the meta positions, providing a balance of properties. The meta-substitution pattern creates a non-linear geometry that reduces chain packing efficiency, resulting in moderate gas permeability (≈ 4.0 Barrer). Aromatic rings enhance thermal conductivity (≈ 0.6 W/m-K), while disrupted crystallinity improves electrical insulation. The low Bertz complexity (224.4) indicates straightforward synthesis from m-xylyene monomers.
LLM-as-a-Judge	Score: 7/7 — Output is fully correct, precise, and consistent with structural and property constraints. It provides chemically grounded reasoning and aligns with the design objectives without extraneous details

Source	Example (External: Block Copolymer – Phase Prediction)
Question	If I have a di-block copolymer with $M_n = 9800$ g/mol, volume fraction of block type 1 of 0.61, average molecular mass of 10584.0 g/mol, and dispersity of 1.1, what phase will it be in at 53 K?
Reference	The phase cannot be determined solely from the given information without knowing the interaction parameters or phase diagram data for the copolymer system at that temperature.
Generated Answer (Phi-4-14B CoT)	The polymer will be in the disordered phase. Despite being a di-block copolymer, the relatively high molecular weight ($M_n = 9800$ g/mol) and moderate dispersity (1.1) result in sufficient chain flexibility and entropy to overcome the driving force for crystalline domain formation at this temperature. The 0.61 volume fraction of block type 1 indicates an asymmetric structure that would further inhibit ordered packing required for crystallization, leading to a disordered state even at low temperatures like 53 K.
LLM-as-a-Judge	Score: 2/7 — Incorrect and overconfident reasoning. Attempts to justify a phase assignment without necessary thermodynamic inputs (e.g., χN , composition-dependent phase diagrams). Lacks physical validity despite coherent narrative structure.

Table 8: Example of external design reasoning questions showing model’s generated answer and reasoning.

gesting that for property prediction - a task requiring precise numerical output — direct prediction without intermediate reasoning steps may be more effective than forcing explicit justifications.

Property Comparison & Ranking GPT-4o achieves best overall performance. For PolyBench models, CoT shows opposing effects: it improves MCQ accuracy (+14-26%) but degrades pairwise ranking (-19-20%). We hypothesize MCQ tasks include complex multi-constraint problems (filtering by structural features, logical composition, triple intersection) where explicit reasoning helps decompose requirements and systematically eliminate options. In contrast, pairwise ranking benefits from direct comparative pattern matching, where forced justifications corrupt learned property-structure correlations. This suggests CoT is beneficial for explicit constraint satisfaction but detrimental for comparative judgments.

Advanced Property Reasoning This task

shows the clearest benefit from CoT training across all categories. Qwen-2.5-14B + CoT achieves Judge=6.06 (RougeL=0.39), representing a 6% improvement over wo CoT (Judge=5.72, RougeL=0.31). Phi-4-14B shows similar gains (+4%). We hypothesize this task is ideally suited for chain-of-thought training because it explicitly requires decomposing how individual molecular features contribute to properties, inferring values from structural analysis, and reasoning about multi-property tradeoffs—all matching the step-by-step format of CoT traces in PolyBench. Unlike property prediction (which needs precise numbers) or ranking, advanced reasoning rewards the explicit mechanistic explanations that CoT training provides. The strong performance (Qwen-2.5-14B + CoT exceeds Claude-3.5-Sonnet) demonstrates that polymer-specific training combined with structured reasoning enables sophisticated analytical capabilities competitive with frontier models.

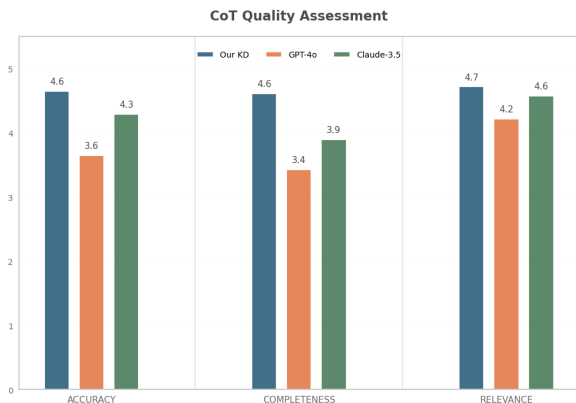


Figure 3: CoT quality ratings of our KD Pipeline against GPT-4o and Sonnet for Accuracy, Completeness, and Relevance, on a 1-5 Likert scale

Design & Synthesis For this task, PolyBench suite of models - that’s trained with PolyBench, shows the best performance for SMILES Similarity and Validity scores, with ChemLLM-7B fine-tuned on PolyBench showing the best validity score, while Qwen-2.5-14B + CoT achieves the top similarity, outperforming all other model groups including closed-source baselines. These results emphasize the importance of domain-aligned training—models like ChemLLM-7B, pre-trained on chemical tasks including SMILES generation, adapt naturally to polymer design and effectively leverage CoT reasoning for constraint-aware synthesis. In contrast, closed-source models such as GPT-4o and Sonnet exhibit substantially lower validity, underscoring that domain specialization outweighs general-purpose reasoning for chemically faithful molecule generation.

G.3 Human Evaluation Details

Knowledge-Augmented CoT Distillation We sample 100 questions from train set of PolyBench. For each question, we prompt GPT-4o and Sonnet to output a CoT response. We then compare these with the CoTs we obtained using our knowledge distillation pipeline. The annotators evaluated these outputs (anonymized for source) on a Likert scale of 5, based on relevance of CoT to the solution, completeness in discussing the problem with the context, and accuracy of the information in the CoT. Results in Figure 3 show that CoT produced by our pipeline exceed in all dimensions, highlighting effectiveness of our CoT generation pipeline.

PolyBench Model Output Quality We assess model output quality through preference based evaluation. We sample 250 questions from our

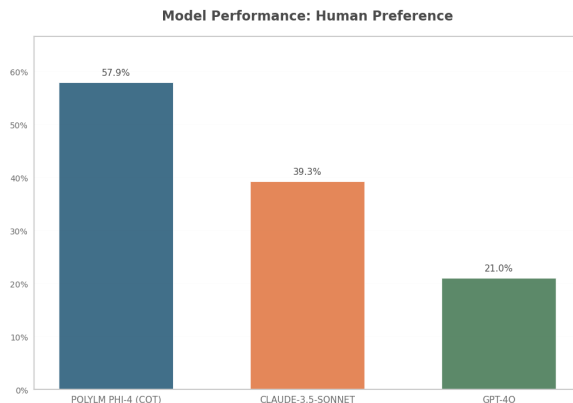


Figure 4: **Human preference study on model outputs.** Blind annotators select the preferred response among Phi-4-14B+CoT (PolyLM), GPT-4o, and Claude-3.5-Sonnet on a held-out set of PolyBench questions. Preference rates indicate that Phi-4-14B+CoT is chosen more often overall, supporting the automated evaluation trends.

test sets (PolyBench and external) and get outputs from Phi-4-14B + CoT, the best PolyBench model, GPT-4o and Claude-3.5-Sonnet. Evaluators were asked to select their preferred response. PolyBench model responses were preferred over other model responses by $\sim 18 - 36\%$, demonstrating that polymer-specific training produces responses domain evaluators find most suitable and validating our conclusions from automated metrics. See Figure 4 in Appendix Section G.3 for details.

Judge Reliability Assessment & Calibration.

Although LLM-as-a-Judge is established metric (Zheng et al., 2023), their reliability in scientific evaluation remains untested. To validate automated evaluation metric, we compare human judgements against LLM-as-a-Judge scores on 250 questions from our test sets. For each sample, human annotators rate responses on a 5-point Likert scale for factual accuracy, reasoning soundness and overall alignment with the reference solution. The high correlation numbers shown in Table 10 suggest that while not perfect, LLM-as-a-judge ratings capture human evaluative preferences effectively.

We calibrate our judge correlation values by comparing them to standard reliability benchmarks across domains. In text generation and summarization, human-metric correlations typically range from $r = 0.4-0.6$ (Li et al., 2025a), while for factuality and classification tasks they reach $r = 0.6-0.8$. For reasoning-heavy evaluations, such as chain-of-thought verification or scientific QA,

reported correlations are generally lower ($r = 0.45\text{--}0.65$) due to semantic variability and partial-credit scoring.

Our PolyBench judge correlations ($r = 0.65\text{--}0.78$) therefore fall in the upper range of both general and reasoning-specific reliability, indicating that the evaluation process is consistent and interpretable across tasks.

G.4 Additional Diagnostics

We probe whether errors in polymer design arise from missing atomic skills or from failures to select and compose otherwise-correct subskills into a constraint-satisfying solution (Press et al., 2023). We use a sample of 300 question from PolyBench’s validation set, and prompt GPT-OSS-20Bo decompose each question into 3-15 hierarchical sub-questions (sub-Qs) along with a set of required skills to answer each sub-question, which serve as our diagnostic probes to isolate the root cause of the issue that leads to low scores. In total, we have a total of 2.6K subquestions. We generate "gold" answers for these sub-questions using GPT-4o to be used in our experiments as context.

Our investigation is structured around three core experiments:

- **Exp 1: The Skill Gap (Atomic Knowledge):** We evaluate whether the model can answer the sub-Qs in isolation. This tests the baseline "atomic" knowledge (e.g., monomer molecular weights, functional group identification) required for the task.
- **Exp 2: Skill Selection & Evaluation:** We evaluate the model’s self-generated Chain-of-Thought (CoT). We measure **Recall** (did the model’s CoT mention the necessary sub-Qs?) and **Precision** (were the mentioned sub-steps actually correct?).
- **Exp 3: The Compositional Gap:** We provide the model with "Gold" answers to the sub-Qs as thinking guidance before it generates the final polymer design. If performance doesn’t improve significantly, it confirms the failure was not a lack of knowledge, but a failure in integrating all the information into a coherent, structured narrative.

isolation, with high mean precision across several skill types (e.g., DEFINITION and INFERENCE $\approx 89\%$). Errors are more concentrated in structure-heavy skills (STRUCTURE/COUNTING $\approx 72\%$), suggesting that failures are not purely due to missing factual knowledge but also arise from harder structural manipulations. This is in line with our evaluation on PolyBench in table 1 where we see the model struggle with Structural Understanding Exp 2 (Table 12) reveals that self-generated reasoning traces frequently miss required sub-goals: while precision is often high for some categories (e.g., Conceptual Knowledge 93%, Advanced Property Reasoning 84.8%), recall remains low (typically $\sim 44\text{--}47\%$ even for strong categories, and 7% for Comparison/Ranking), suggesting that important constraints and intermediate steps are omitted - especially for constraint-heavy decision tasks and property prediction. Finally, Exp 3 (Table 13) shows that providing sub-questions alone yields mixed effects, whereas providing *gold* sub-question answers generally improves scores (largest gains in Structural Understanding and Comparison/Ranking), confirming that missing atomic knowledge is not the only bottleneck; rather, even with correct components available, integrating multiple constraints and signals into a coherent final decision remains challenging, consistent with a compositionality gap.

Key Findings Exp 1 (Table 11) shows that the model answers many sub-questions correctly in

Task 1: Structural & Syntax Understanding

Q: In `<smiles_start>CCOC(=O)CN(C)C(=O)C=Cc1cc(OC)ccc1OC<smiles_end>`, what is the total number of heavy atoms (non-hydrogen atoms)?

A: 22

Task 2: Conceptual Knowledge

Q: Given that `<smiles_start>C0c1cc(C=CC(=O)c2ccc(C)cc2C)ccc1O<smiles_end>` has a Bertz complexity index of 699.6 and contains 12 aromatic carbons, what structural features contribute most significantly to its molecular complexity?

A: The high molecular complexity stems from the combination of two differently substituted aromatic rings (one with methoxy/hydroxyl, one with methyl groups), connected through an α,β -unsaturated ketone bridge, creating an extended conjugated system with multiple substitution patterns.

Task 3: Property Prediction

Q: Given the chemical structure and properties of the polymer `<iupac_start>poly[2,4,6-trimethyl-1,3-phenylene 3,3',4,4'-benzophenonetetracarboxydiimide]<iupac_end>` `<smiles_start>*c1ccc2c(c1)C(=O)N(C2=O)c1c(cc(c(c1C)N1C(=O)c2c(C1=O)cc(cc2)C(=O)*>C<smiles_end>`, predict its Specific volume [in cm³/g]. Consider factors like polarity, functional groups, chain flexibility, crystallinity, and intermolecular forces.

A: 0.8

Task 4: Comparison & Ranking

Q: Which molecule has total number of valence electrons = 210.0 AND ketone functional group = 1.0 AND Calculated glass CTE [in 10⁻⁶/K] = 120.2?

(A) Polyetherimide: `<smiles_start>[*]OC1=CC=C(C=C1)C(=O)C1=CC=C(C=C1)OC1=CC=C2C(=O)N(C(=O)C2=C1)C1=CC=CC(=C1)N1C(=O)C2=CC=C(C=C2C1(=O))[*]>C<smiles_end>`

(B) Polyimide: `<smiles_start>[*]N1C(=O)C2=CC=C(C=C2C1(=O))C(=O)C1=CC=C2C(=O)N(C(=O)C2=C1)C1=CC=CC(=C1)C(=O)C1=CC=CC(=C1)*>C<smiles_end>`

(C) Poly(quinoxaline-2,7-diylcarbonylquinoxaline-7,2-diyl-1,4-phenylene): `<smiles_start>[*]C1=CN=C2C=CC(=CC2=N1)C(=O)C1=CC=C2N=CC(=NC2=C1)C1=CC=C(C=C1)*>C<smiles_end>`

(D) Polyimide 11: `<smiles_start>[*]N1C(=O)C2=CC=C(C=C2C1(=O))C(=O)C1=CC=C2C(=O)N(C(=O)C2=C1)C1=CC=C(C=C1)*>C<smiles_end>`

A: A

Task 5: Advanced Property Reasoning

Q: Explain the difference between step-growth and chain-growth polymerization.

A: Step-growth involves monomers with multiple reactive groups forming bonds incrementally, while chain-growth proceeds via initiation, propagation, and termination through active centers.

Task 6: Design & Synthesis

Q: Which monomer(s) produced `<smiles_start>*Nc1c(Br)cc(C(=O)OC)cc1NC(=O)OC1CS(=O)(=O)CC1OC(*)=O<smiles_end>` through condensation?

A: Monomer 1: `<smiles_start>O=C(Cl)OC1CS(=O)(=O)CC1OC(=O)Cl<smiles_end>` and Monomer 2: `<smiles_start>COC(=O)c1cc(N)c(N)c(Br)c1<smiles_end>`

Table 9: Task examples across six polymer reasoning task types.

Dataset	Model	ρ	τ	Bias
PolyBench (Test)	Sonnet	0.792	0.723	+0.23
	PolyBench	0.760	0.678	+0.21
	GPT-4o	0.574	0.486	-0.21
External	PolyBench	0.660	0.561	-0.43
	GPT-4o	0.487	0.411	-1.14
	Sonnet	0.488	0.472	-0.01

Table 10: LLM-as-a-Judge validation against human ratings on Test datasets. Spearman ρ and Kendall τ indicate rank-order agreement; Bias: mean score difference (Human - LLM) on a 5-point scale. All values are statistically significant ($p < 0.0001$).

Skill	Precision (%)	% of Questions
DEFINITION	89.25	22.00
STRUCTURE	72.71	27.58
RULES	96.67	0.19
COUNTING	72.58	1.19
NOMENCLATURE	83.33	1.27
COMPARISON	83.74	6.23
EXPERIMENTAL	81.94	12.92
INFERENCE	89.43	29.12

Table 11: Experiment 1: The Skill Gap - Mean Precision by core skill category. % of Questions computed out of 2.6K total questions.

Task Cat.	Precision (%)	Recall (%)
Structural Understanding	79.5	47.2
Conceptual Knowledge	93.0	47.4
Property Prediction	44.0	16.4
Comparison/Rank	11.3	7.0
Advanced Property Reasoning	84.8	44.1
Synthesis & Design	36.3	16.6

Table 12: Experiment 2: Precision and recall by PolyBench task category.

Task Cat.	Score (Main)	Score (SubQs)	Score (SubQs+As)
Structural Understanding	5.08	4.68	6.02
Conceptual Knowledge	4.98	6.26	6.48
Property Prediction	3.14	2.96	3.46
Comparison/Rank	4.72	4.49	5.92
Advanced Property Reasoning	5.10	5.94	6.46
Synthesis & Design	4.30	4.84	5.28

Table 13: Experiment 3: Mean scores by PolyBench task category for the main setting vs. SubQs-only context vs. SubQs+answers context.