

D-MODD: A Diffusion Model of Opinion Dynamics Derived from Online Data*

Ixandra Achitouv

*Sorbonne University, CNRS, LIP6, Paris, France and
Complex Systems Institute of Paris île-de-France (ISC-PIF, UAR3611), Paris, France*

David Chavalarias

*Complex Systems Institute of Paris île-de-France (ISC-PIF, UAR3611), Paris, France and
Centre d'Analyse et de Mathématiques Sociales (CAMS, UMR8557), Paris, France*

We present the first empirical derivation of a continuous-time stochastic model for real-world opinion dynamics. Using longitudinal social-media data to infer users opinion on a binary climate-change topic, we reconstruct the underlying drift and diffusion functions governing individual opinion updates. We show that the observed dynamics are well described by a Langevin-type stochastic differential equation, with persistent attractor basins and spatially sensitive drift and diffusion terms. The empirically inferred one-step transition probabilities closely reproduce the transition kernel generated from the D-MODD model we introduce. Our results provide the first direct evidence that online opinion dynamics on a polarized topic admit a Markovian description at the operator level, with empirically reconstructed transition kernels accurately reproduced by a data-driven Langevin model, bridging sociophysics, behavioral data, and complex-systems modeling.

Online social networks constitute a primary arena of opinion formation, where robust collective patterns such as consensus, polarization, and echo chambers emerge from repeated local interactions, despite the complexity of human psychology and algorithmic mediation [1, 2]. Opinion-dynamics models have proven powerful theoretical tools to elucidate the mechanisms driving polarization; however, a direct empirical identification of the stochastic laws governing individual opinion updates, capable of linking microscopic behavior to macroscopic outcomes, has remained an outstanding challenge.

Classical models such as the DeGroot framework [3], the Friedkin–Johnsen model [4], bounded-confidence models [5, 6], and physics-inspired voter and Ising models [7, 8] offer stylized theoretical mechanisms for consensus formation, polarization, and fragmentation. While these models have generated extensive insight, few of them are calibrated against real behavioral time series [2, 9–11]. In the age of large-scale social platforms, abundant behavioral traces are available, yet tracking how individual opinions evolve over time remains challenging. Most empirical studies rely on survey snapshots or aggregate sentiment measures, which provide static or coarse-grained views of public opinion [11, 12]. Even when digital traces are available, connecting them to a continuous opinion variable suitable for dynamical analysis is non-trivial. Prior work has typically inferred polarization from network structure, clustering, or sentiment classification,[13–15] but has not recovered user-level opinion trajectories with sufficient temporal resolution to identify underlying dynamical laws.

In this letter, we address this gap by empirically modeling the stochastic dynamics of opinion change from empirical data. Our results can be summarized in twofold:

(i) We measure, for the first time in a large online social network, the conditional probability that a user updates their opinion given their previous state and (ii) we use this empirical transition kernel to calibrate and propose a new opinion-dynamics model D-MODD that links observed behavior to an effective stochastic differential equation for opinion dynamics

The Climatoscope project[16] used Twitter’s track API to collect all tweets mentioning given expressions, and based on a list of several dozens of English and French keywords related to climate change. Over the year 2022, this collection corresponds to 57M tweets, 32.1M of them being retweets. To reconstruct individual opinion trajectories we proceed as follows: first, we compute graphs of online interactions. These dynamical graphs are computed from retweet networks built over a three-week period T , with a sliding windows $dt = 7$ days resulting in 50 graphs for the year 2022. The weight of an edge between two accounts equals the number of retweets. When computing these graphs we require a threshold for the minimum number of retweets corresponding to the median distribution over T . In our case this threshold is > 1 , resulting in 691,993 unique users. Then we embed these graphs using node2vec [17] and we apply a supervised UMAP 2D reduction [18] trained on two sets of anchor accounts with known pro-climate or denialist positions. At each time step we compute the barycenter of the pro and denialist anchors and perform a linear coordinate transformation to require that the pro and denialist barycenters are at $(+2, +2)$ and $(-2, -2)$ coordinates.

This yields a two-dimensional latent space in which these two sets of coordinates form an effective potential landscape for online opinion evolution. Indeed, the smoothed density of users, concentrate around these two attractors, while the coordinate differences between two consecutive time step exhibits coherent flows converging toward these points, revealing two stable attractor basins with diffusive fluctuations around them. These

* ixandra.achitouv@cnrs.fr

two distinct and persistent attractor regions are shown in Fig. 1 where the green/red stars correspond respectively to the barycenters of pro-climate and denialist anchors accounts. Most users are distributed around these attractors as we can observed from the iso-density contours and the density peaks (green/red dots). The flow field, reconstructed by Gaussian-kernel smoothing of empirical one-step opinion displacements on a regular grid, reveals that users' trajectories between consecutive time steps tend to converge toward these attractors. This indicates that the majority of users align with the dominant orientation of their respective communities (pro-climate vs denialist), with fluctuations whose magnitude can be quantified to extract sociologically meaningful measures of within-group opinion variability and the strength of collective alignment. For instance the variance of the iso-contours could reflect the in-group opinion diversity of each social group.

To quantify the evolution of these attractors over time, we track the location of the density maximum within each quadrant of the latent space (Fig. 2). The quadrant ($x > 0, y > 0$) corresponds to pro-climate users, whereas ($x < 0, y < 0$) corresponds to denialist users. The positions of the density maxima fluctuate around the attractors ($\pm 2, \pm 2$) but occasionally exhibit abrupt excursions. These excursions correspond to transient drops in the density peak defining the attractor, consistent with short-lived noise-driven perturbations of an otherwise stable attractor basin. Such intermittent excursions are a hallmark of noise-driven nonlinear dynamics in bistable potential landscapes, where stochastic perturbations induce temporary destabilization of metastable attractors [19, 20].

To track the users' opinion in time, we focus on the first latent coordinate x , which captures the dominant axis of separation between the two communities and exhibits the most stable temporal structure (smaller variance). This scalar variable defines a continuous opinion coordinate $x(t)$ for each user, enabling high-resolution measurement of opinion updates over time depending on the minimum distance between the two attractors (effectively this means assigning pro-climate opinion for $x > 0$ and denialist ones for $x < 0$).

Reconstructing the Fokker-Planck dynamics of opinion: To characterize the opinion dynamic through its local transition statistics, for every paired update $(x_t, x_{t+\Delta t})$ we compute the increment $\Delta x = x_{t+\Delta t} - x_t$ and estimate the first two conditional moments across users:

$$A(x) = \frac{1}{\Delta t} \mathbb{E}[\Delta x \mid x_t = x], \quad (1)$$

$$D(x) = \frac{1}{2\Delta t} \mathbb{V}[\Delta x \mid x_t = x]. \quad (2)$$

In the continuum limit, these empirical functions correspond to the drift and diffusion coefficients of a one-dimensional Fokker-Planck operator governing the evo-

lution of the opinion density $p(x, t)$,

$$\frac{\partial p}{\partial t} = -\frac{\partial}{\partial x}[A(x)p(x, t)] + \frac{\partial^2}{\partial x^2}[D(x)p(x, t)]. \quad (3)$$

The drift $A(x)$ captures the systematic component of opinion change, while the diffusion $D(x)$ quantifies the state-dependent variability of belief updates. For systems with multiplicative noise, the drift and diffusion jointly define an effective potential landscape that shapes the stability of opinions. Indeed, for one-dimensional Markovian dynamics with state-dependent diffusion, assuming vanishing probability current, the stationary solution of Eq.3 can be written as $p_s(x) \propto e^{-V_{\text{eff}}(x)}$, where the effective potential is given by

$$V_{\text{eff}}(x) = -\int^x \frac{A(y)}{D(y)} dy + \ln D(x). \quad (4)$$

Thus, “opinion stability” becomes a balance between deterministic forces (restoring drift) and stochastic spreading.

Figure 3 shows the empirical drift $A(x)$ and diffusion $D(x)$ coefficients reconstructed from user-level opinion trajectories (black curves). The drift exhibits a clear restoring structure across the opinion axis: it changes sign near $x \simeq \pm 2$, corresponding to the empirically observed barycenters of the two polarized communities, and drives opinions back toward these regions when they deviate from them. In addition, the drift crosses zero near $x \simeq 0$, identifying an unstable fixed point that separates the two basins of attraction. The restoring drift is not perfectly symmetric across the opinion axis. Moderate asymmetries are observed in the slope and curvature of $A(x)$ around the two attractors, suggesting differences in the local geometry of the effective potential experienced by pro-climate ($x > 0$) and denialist ($x < 0$) users. While these asymmetries do not indicate distinct dynamical regimes, they point to differences in the strength or spatial extent of the stabilizing forces acting on the two communities. The diffusion coefficient $D(x)$ also exhibits pronounced spatial structure. Opinion fluctuations are smallest in the vicinity of the attractor regions, but remain finite even at the stable points, reflecting persistent heterogeneity in individual-level updates. Away from the attractors, $D(x)$ increases markedly, indicating a state-dependent amplification of noise. Finally, this multiplicative-noise regime, in which stochastic variability is strongest precisely in regions where the deterministic restoring forces weaken, is a hallmark of nonlinear stochastic systems evolving in metastable landscapes [19]. In our case, this reveals an effective bistable dynamics with two stable attractors and a repulsive intermediate state, consistent with an interpretation in terms of a polarized opinion landscape. While recent theoretical approaches, such as [9], explain polarization in terms of stationary bimodal opinion distributions emerging from coupled opinion-interaction dynamics, our approach complements these results by reconstructing the

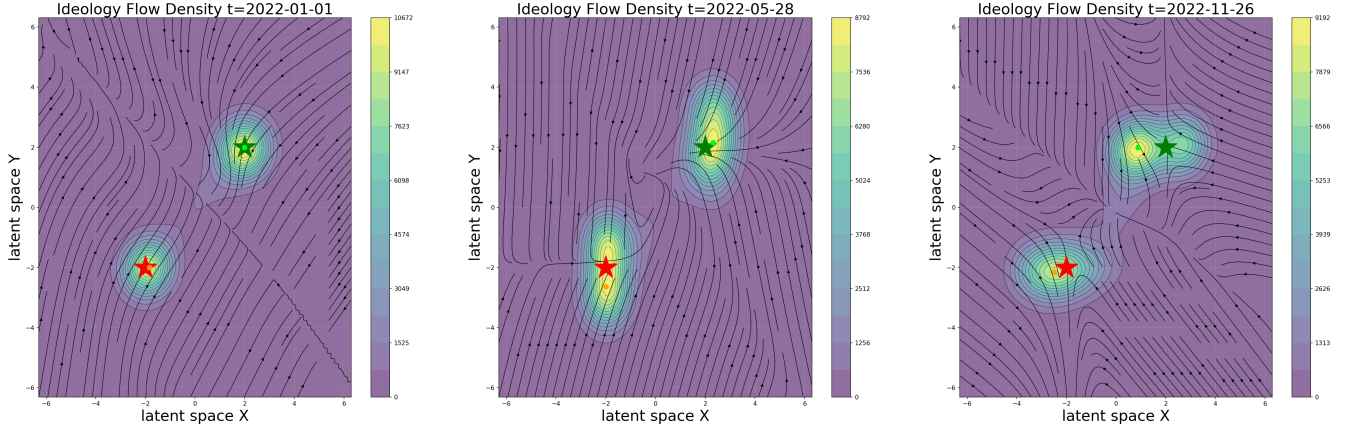


Figure 1. Opinion flow density at three representative times in the two-dimensional latent space. Green and red stars mark the barycenters of the pro-climate and denialist anchors, respectively. Colored dots indicate the locations of maximum user density.

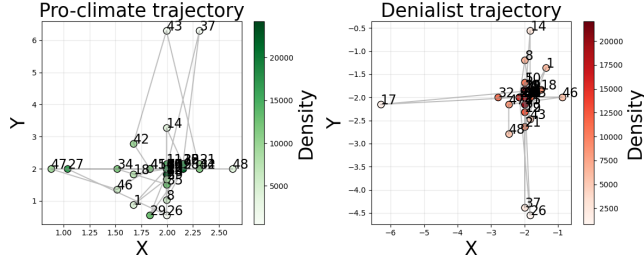


Figure 2. Trajectories of the maximum of the density in each quadrant.

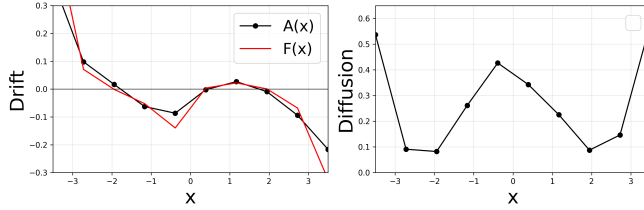


Figure 3. Drift $A(x)$, Eq.6 (left) and diffusion $D(x)$ (right) estimated from longitudinal opinion trajectories x of users.

effective stochastic operator governing individual opinion trajectories directly from data.

The empirical drift $A(x)$ and diffusion $D(x)$ suggest that online opinion dynamics can be effectively described by a one-dimensional stochastic process with stable attractors and state-dependent noise. We formalize this observation in a data-driven Langevin model that we call *D-MODD* (Diffusion Model of Opinion Dynamics Derived from Data). The model provides a continuous-time generative description of how opinions evolve, calibrated directly from behavioral trajectories. At the individual level, each user's latent opinion $x(t)$ evolves according to

the stochastic differential equation

$$dx_t = F(x_t) dt + \sqrt{2D(x_t)} dW_t, \quad (5)$$

where $F(x)$ is the effective drift field and $D(x)$ the state-dependent diffusion, and W_t a standard Wiener process. The drift field encodes the deterministic tendency for opinions to move toward community-specific attractors, while the diffusion term captures the heterogeneity and asymmetry of stochastic fluctuations observed in user-level updates. Accordingly, the deterministic drift is modeled as

$$F(x) = |A(x)| (x^* - x), \quad (6)$$

where x^* denotes the location of the attractor (+2 for pro-climate users and -2 for denialist users).

This formulation preserves the empirically observed restoring forces with a confining force ensuring global stability. The multiplicative factor $(x^* - x)$ provides a minimal stabilizing mechanism outside the empirical range, preventing numerical divergence when simulating trajectories beyond the region where $A(x)$ was directly observed. Eq. 6 is shown in Fig. 3 (red curve) together with the empirically reconstructed drift $A(x)$ (black curve), illustrating that the regularized expression reproduces the main qualitative features of the empirical drift over the observed domain and provides a well-behaved continuation outside it. Simulating Eq. (5) using an Euler-Maruyama scheme with the empirical fields $A(x)$ and $D(x)$, we produce synthetic opinion trajectories.

A distinctive contribution of our work is that we obtain, for the first time, a full empirical reconstruction of the one-step conditional opinion transition probability $P(x_{t+\Delta t} | x_t)$, directly measured from longitudinal behavioral trajectories in a large online social network. Previous empirical studies of online opinion dynamics typically rely on aggregate polarization metrics, community structure, or sentiment-based ideological scores [13–15],

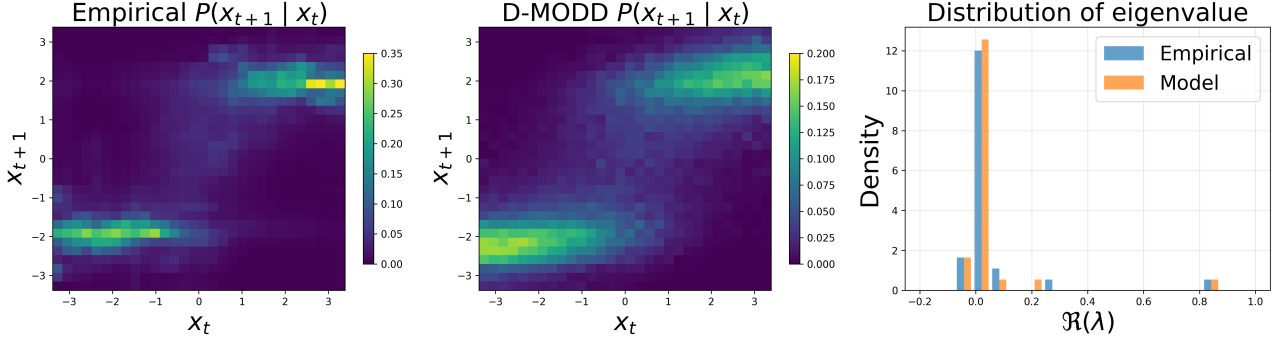


Figure 4. Empirical and modeled one-step opinion transition kernels. Left: Empirical conditional transition probability $P(x_{t+\Delta t} | x_t)$ reconstructed from longitudinal user trajectories in the latent opinion space. Middle: Transition density generated by the fitted D-MODD Langevin model using the empirically inferred drift $A(x)$ and diffusion $D(x)$. Right: Distribution of the real parts of the eigenvalues of the empirical and model transition operators; the Wasserstein spectral distance is < 0.01 .

but do not recover a user-level transition kernel that can be used to calibrate and falsify continuous-time dynamical opinion models [21].

Beyond reconstructing the transition kernel, we assess whether online opinion evolution admits a Markovian description by testing the Chapman–Kolmogorov (CK) consistency condition. Empirically, we compute both the one-step and two-steps kernel $P(x_{t+\Delta t} | x_t); P(x_{t+2\Delta t} | x_t)$. Then, we construct the CK-predicted two-step kernel

$$P_{\text{CK}}(x_{t+2\Delta t} | x_t) = \int P(x_{t+2\Delta t} | x_{t+\Delta t}) P(x_{t+\Delta t} | x_t) dx_{t+\Delta t}, \quad (7)$$

and we compare this to the empirical two-step kernel. We obtain that the CK-predicted kernel closely matches the empirical two-step kernel at short times, with an average Wasserstein-1 deviation $W_1 = \sum_i \pi_i W_1(P_{\text{emp}}(i, \cdot), P_{\text{CK}}(i, \cdot))$ corresponding to 0.7 bins of the coarse-grained state space, with π_i the empirical distribution of visited states, and a maximum entry-wise discrepancy $\max_{i,j} |P_{\text{emp}}(i, j) - P_{\text{CK}}(i, j)| < 0.12$, consistent with a first-order Markov description of short-timescale opinion evolution.

A key test of the model is therefore to compare the empirical transition kernel $P(x_{t+\Delta t} | x_t)$ with the transition density generated by the fitted Langevin model. Fig. 4 compares the empirical one-step transition kernel reconstructed from behavioral trajectories with the transition kernel generated by the D-MODD Langevin model calibrated on the measured drift $A(x)$ and diffusion $D(x)$. The first two panels show that the model reproduces the dominant geometric features of the empirical kernel, corresponding to the two stable opinion attractors detected in the latent space similarly to the including the location, width, and curvature of the probability mass around the two attractors.

The third panel presents the distribution of the eigen-

values of the empirical and model transition operators. This spectral comparison provides a more stringent test of dynamical similarity: the eigenvalue distribution encodes the relaxation timescales, stability structure, and mixing behavior of the underlying Markov process. The close overlap between the empirical and model spectra indicates that D-MODD not only matches the point-wise transition probabilities, but also faithfully captures the global dynamical structure governing opinion evolution. Quantitatively, after excluding the trivial stationary eigenmode ($\lambda \simeq 1$), the spectral agreement is high, with a Wasserstein distance $W_1 = 7.2 \times 10^{-3}$ between the empirical and model eigenvalue distributions.

Together with the Chapman–Kolmogorov validation above, the spectral analysis demonstrates that real-world online opinion fluctuations can be accurately described by a low-dimensional stochastic process whose drift and diffusion functions are directly inferred from behavioral data. By reconstructing the full conditional transition kernel with hundred thousands of empirical opinion updates, we provide the first data-driven evidence that short-timescale opinion change in large online populations is effectively Markovian and governed by identifiable deterministic and stochastic forces, in a strongly polarized opinion landscape such as climate change. The proposed D-MODD framework captures both the systematic pull toward stable opinion attractors and the state-dependent variability that shapes how individuals transiently deviate from them. This establishes a rigorous generative model linking user-level behavioral trajectories to a compact macroscopic description of opinion dynamics at the level of an effective stochastic operator.

Importantly, the D-MODD framework is not restricted to stationary opinion landscapes. In principle, it can be extended to nonstationary settings by allowing the drift and diffusion operators to vary in time, $A(x, t)$ and $D(x, t)$, and by recalibrating them over sliding temporal windows.

Beyond methodological novelty, our results show that opinion evolution in digital environments does not un-

fold as unstructured noise or purely through social imitation, but instead follows a coherent diffusion-like process with distinct attractor basins and spatially heterogeneous noise. This enables a quantitative characterization of on-line opinion dynamics in which theoretical models can be directly calibrated, tested, and refined against behavioral data.

More broadly, our approach demonstrates how the microstructure of social dynamics, often accessible only

through stylized modeling assumptions, can be empirically recovered and represented within an effective stochastic framework, providing a foundation for predictive modeling of information flows, polarization, and collective behavior in large-scale social systems.

Data availability. The anonymized opinion trajectories and interaction graphs used in this study will be made publicly available upon publication.

-
- [1] A. F. Peralta, J. Kertész, and G. Iñiguez, Opinion dynamics in social networks: From models to data (2022), arXiv:2201.01322 [physics.soc-ph].
 - [2] K. Sasahara, W. Chen, H. Peng, G. L. Ciampaglia, A. Flammini, and F. Menczer, Social influence and unfollowing accelerate the emergence of echo chambers, *Journal of Computational Social Science* **4**, 381–402 (2020).
 - [3] M. H. Degroot, Reaching a Consensus, *Journal of the American Statistical Association* **69**, 118 (1974).
 - [4] N. E. Friedkin and E. C. Johnsen, Social influence and opinions, *The Journal of Mathematical Sociology* **15**, 193 (1990).
 - [5] G. Deffuant, D. Neau, F. Amblard, and G. Weisbuch, Mixing beliefs among interacting agents, *Advances in Complex Systems* **03**, 87 (2000).
 - [6] R. Hegselmann and U. Krause, Opinion dynamics and bounded confidence models, analysis, and simulation, *Journal of Artificial Societies and Social Simulation* **5**, 1 (2002).
 - [7] R. A. Holley and T. M. Liggett, Ergodic Theorems for Weakly Interacting Infinite Systems and the Voter Model, *The Annals of Probability* **3**, 10.1214/aop/1176996306 (1975).
 - [8] E. Ising, Beitrag zur Theorie des Ferromagnetismus, *Zeitschrift für Physik* **31**, 253 (1925).
 - [9] J. Liu, S. Huang, N. M. Aden, N. F. Johnson, and C. Song, Emergence of polarization in coevolving networks, *Physical Review Letters* **130**, 10.1103/physrevlett.130.037401 (2023).
 - [10] D. Chavalarias, P. Bouchaud, and M. Panahi, Can a Single Line of Code Change Society? The Systemic Risks of Optimizing Engagement in Recommender Systems on Global Information Flow, *Opinion Dynamics and Social Structures*, *Journal of Artificial Societies and Social Simulation* **27**, 9 (2024).
 - [11] A. Vendeville, Voter model can accurately predict individual opinions in online populations, *Physical Review E* **111**, 10.1103/physreve.111.064310 (2025).
 - [12] I. Douven and R. Hegselmann, Mis- and disinformation in a bounded confidence model, *Artificial Intelligence* **291**, 103415 (2021).
 - [13] M. D. Conover, J. Ratkiewicz, M. Francisco, B. Gonçalves, A. Flammini, and F. Menczer, Political polarization on twitter, in *Proceedings of the 5th International AAAI Conference on Weblogs and Social Media (ICWSM)* (2011).
 - [14] P. Barberá, Birds of the same feather tweet together: Bayesian ideal point estimation using twitter data, *Political Analysis* **23**, 76 (2015).
 - [15] C. A. Bail *et al.*, Exposure to opposing views on social media can increase political polarization, *Proceedings of the National Academy of Sciences* **115**, 9216 (2018).
 - [16] D. Chavalarias, P. Bouchaud, V. Chomel, and M. Panahi, From hashtags to hostility: global dynamics of climate denialism on Twitter in the post-COVID era, *Comptes Rendus. Géoscience* **357**, 369 (2025).
 - [17] A. Grover and J. Leskovec, node2vec: Scalable feature learning for networks, in *Proceedings of the 22nd ACM SIGKDD International Conference on Knowledge Discovery and Data Mining* (ACM, 2016) pp. 855–864.
 - [18] L. McInnes, J. Healy, and J. Melville, Umap: Uniform manifold approximation and projection for dimension reduction, arXiv preprint arXiv:1802.03426 (2018).
 - [19] P. Hänggi, P. Talkner, and M. Borkovec, Reaction-rate theory: fifty years after kramers, *Reviews of Modern Physics* **62**, 251 (1990).
 - [20] M. Freidlin and A. Wentzell, *Random Perturbations of Dynamical Systems* (Springer, 2012).
 - [21] C. A. Bail, *Breaking the Social Media Prism: How to Make Our Platforms Less Polarizing* (Princeton University Press, 2021).