

Variable Splitting Binary Tree Models Based on Bayesian Context Tree Models for Time Series Segmentation

Yuta Nakahara

*Center for Data Science
Waseda University
Tokyo, Japan
y.nakahara@waseda.jp*

Shota Saito

*Faculty of Informatics
Gunma University
Gunma, Japan
shota.s@gunma-u.ac.jp*

Kohei Horinouchi

*Dept. of Applied Mathematics
Waseda University
Tokyo, Japan
horinouchi_18@toki.waseda.jp*

Koshi Shimada

*Dept. of Applied Mathematics
Waseda University
Tokyo, Japan
i_am_koshi@suou.waseda.jp*

Naoki Ichijo

*Dept. of Applied Mathematics
Waseda University
Tokyo, Japan
ljonao@fuji.waseda.jp*

Manabu Kobayashi

*Center for Data Science
Waseda University
Tokyo, Japan
mkoba@waseda.jp*

Toshiyasu Matsushima

*Dept. of Applied Mathematics
Waseda University
Tokyo, Japan
toshimat@waseda.jp*

Abstract—We propose a variable splitting binary tree (VSBT) model based on Bayesian context tree (BCT) models for time series segmentation. Unlike previous applications of BCT models, the tree structure in our model represents interval partitioning on the time domain. Moreover, interval partitioning is represented by recursive logistic regression models. By adjusting logistic regression coefficients, our model can represent split positions at arbitrary locations within each interval. This enables more compact tree representations. For simultaneous estimation of both split positions and tree depth, we develop an effective inference algorithm that combines local variational approximation for logistic regression with the context tree weighting (CTW) algorithm. We present numerical examples on synthetic data demonstrating the effectiveness of our model and algorithm.

Index Terms—Bayesian context tree models, context tree weighting, time series segmentation, variational inference

I. INTRODUCTION

In this study, we address the problem of time series segmentation, which is also called offline change point detection. It is the problem of detecting all the past change points of the probabilistic data generative models after observing all the data points. In this paper, the number of model changes is assumed to be unknown. Such problems are important and have been studied across a wide range of fields, e.g., financial analysis, bio-informatics, and climatology (see e.g., [1]).

Approaches to time series segmentation can be broadly classified into two categories. In the first approach, probabilistic models are assumed not only on the data generation processes but also on the change process of them. In many cases, such studies assume that changes occur independently at each time point with a certain probability, e.g., hidden Markov models [2], i.p.i.d. sources [3], and changing context tree models [4], [5]. One advantage of this approach is that the uncertainty of changes can be quantified by posterior probabilities.

In the second approach, probabilistic models are not assumed on the change process of the probabilistic data generative models. Change points are just detected using some algorithm. While this approach makes it more difficult to statistically evaluate the uncertainty of changes, it allows the use of more flexible algorithms. For example, algorithms that recursively repeat binary splits under some stopping rule have been studied (see e.g., [1]). The output of such algorithms is represented by a binary tree.

Traditionally, no probabilistic model representing the change process corresponding to such recursive binary splitting algorithms had been proposed. However, in recent years, a fixed splitting binary tree (FSBT) model [6] where the tree itself is a random variable and represents the change process has been proposed by applying Bayesian Context Tree (BCT) models. The BCT model is a Bayesian interpretation [7]–[10] of the context tree weighting (CTW) algorithm [11] that has been originally studied in the field of data compression in information theory. The BCT models have been studied by Matsushima et al. in the field of data compression [4], [8], [9], [12]–[14], their theoretical analysis [15]–[20], and applications to various other fields [6], [21]–[32]. Recently, the BCT models have been revisited by Kontoyiannis et al. and applied to even more fields [5], [10], [33]–[37]. For historical background of the BCT models, see [32]. The FSBT model [6] is one of these applications. In the FSBT model, recursive partitioning of the time indices is represented by a tree, and a special prior distribution [21] is assumed for this tree. Time series segmentation is performed by estimating its posterior distribution by using an algorithm similar to CTW.

However, the FSBT model has a limitation, i.e., the candidates for recursive split points are fixed at the midpoint of each interval. Therefore, an unnecessarily deep tree is often required

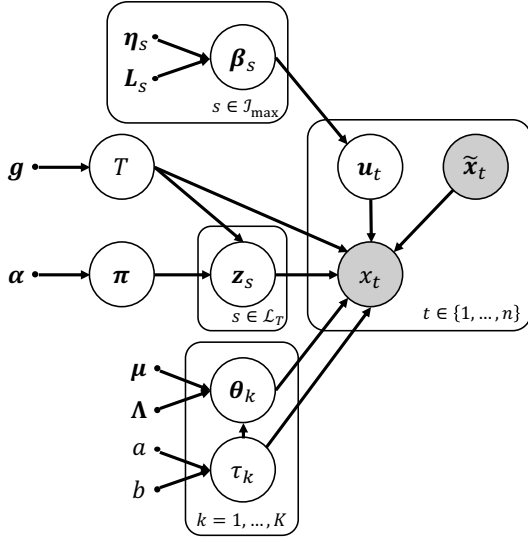


Fig. 1. The graphical model of our proposed model. We denote observed variables by shading the corresponding nodes.

to represent the segmentation (see also Fig. 2 in Section IV). In this study, we propose a variable splitting binary tree (VSBT) model in which interval partitioning is represented by recursive logistic regression models. In this model, split positions other than the midpoint of each interval can be represented by changing the logistic regression coefficients (see also Fig. 3 in Section IV). This enables more compact tree representation.

On the other hand, it is necessary to simultaneously estimate the logistic regression coefficients (i.e., the split positions) and the tree depth (i.e., the number of splits) to estimate such a model from data. Therefore, we propose an effective estimation algorithm that combines the local variational approximation for logistic regression [38] with the CTW. We also present numerical examples on synthetic data demonstrating the effectiveness of this algorithm.

Finally, we clarify the difference between previous studies [4], [5] and this study. Although these previous studies apply the BCT model to time series with change points, the tree represents partitioning of the context space, i.e., the data value domain, and the probabilistic data generative model within each interval is represented using this tree. In contrast, in this study, the tree represents partitioning of the time domain, and the change process of the probabilistic data generative model is represented using this tree.

II. PROPOSED MODEL

Herein, we propose the VSBT model. Section II-A describes a data generative model and Section II-B explains prior distributions. The graphical model in Fig. 1 will be useful for understanding our model.

A. Data generative model

1) *Variable splitting*: Let T_{\max} be a binary perfect rooted tree with the root node s_λ and the depth D_{\max} , where $D_{\max} \in \mathbb{N}$ is a known constant. For T_{\max} , let \mathcal{I}_{\max} (resp.

\mathcal{L}_{\max}) denote the set of all inner nodes (resp. leaf nodes) of T_{\max} , and $\mathcal{S}_{\max} := \mathcal{I}_{\max} \cup \mathcal{L}_{\max}$. For a node $s \in \mathcal{S}_{\max}$, $d_s \in \{0, 1, \dots, D_{\max}\}$ denotes the depth of s . For a node $s \in \mathcal{I}_{\max}$, s_{ch} denotes a child node of s , and more specifically, s_0 and s_1 denote the left and the right child node of s , respectively. The notation $s' \preceq s$ means that s' is an ancestor node of s or s' equals s . When we use the notation $s' \prec s$, we exclude the case where s' equals s . $\text{Ch}(s)$ denotes the set of all child nodes of s .

For T_{\max} , let $\mathbf{u}_t = [u_{t,0}, u_{t,1}, \dots, u_{t,D_{\max}-1}]^\top \in \{0, 1\}^{D_{\max}}$ be a path vector for time index t , where $u_{t,d} = 1$ indicates taking the right branch and $u_{t,d} = 0$ indicates taking the left branch at depth d . The probability distribution of $\mathbf{u} := \{\mathbf{u}_t\}_{t=1}^n$ is defined as

$$p(\mathbf{u}|\beta) = \prod_{t=1}^n \prod_{s \in \mathcal{I}_{\max}} \{ \sigma(\beta_s^\top \tilde{\mathbf{t}})^{u_{t,d_s}} (1 - \sigma(\beta_s^\top \tilde{\mathbf{t}}))^{1-u_{t,d_s}} \}^{I\{s \preceq \mathbf{u}_t\}}, \quad (1)$$

where

- $\sigma(\cdot)$ denotes the logistic sigmoid function.
- $\tilde{\mathbf{t}} := [t, 1]^\top$.
- $I\{\cdot\}$ is the indicator function.
- $s(\mathbf{u}_t) \in \mathcal{L}_{\max}$ is the leaf node determined by \mathbf{u}_t .
- $\beta = \{\beta_s\}_{s \in \mathcal{I}_{\max}}$ is the logistic regression coefficients.

We assume a prior distribution $p(\beta)$ (see (4)).

2) *Assignment of autoregressive model*: We define \mathcal{T} as the set of all regular¹ rooted sub-trees of T_{\max} whose root node is s_λ . For $T \in \mathcal{T}$, we assume a prior distribution $p(T)$ (see (5)). The set of all inner nodes and leaf nodes of T are denoted by \mathcal{I}_T and \mathcal{L}_T , respectively.

For each leaf node $s \in \mathcal{L}_T$, we assign one of K candidate autoregressive (AR) models of order D . Let $\mathbf{z}_s = [z_{s,1}, z_{s,2}, \dots, z_{s,K}]^\top \in \{0, 1\}^K$ be a one-hot vector (i.e., one of the elements equals 1 and all remaining elements equal 0) indicating the AR model assigned to the leaf node $s \in \mathcal{L}_T$, i.e., if the k -th AR model is assigned to $s \in \mathcal{L}_T$, then $z_{s,k} = 1$ and all the remaining elements of \mathbf{z}_s equal 0. The assignment $\mathbf{z} = \{\mathbf{z}_s\}_{s \in \mathcal{L}_T}$ follows a categorical distribution parameterized by $\boldsymbol{\pi} = [\pi_1, \pi_2, \dots, \pi_K]^\top \in [0, 1]^K$ satisfying $\sum_{k=1}^K \pi_k = 1$:

$$p(\mathbf{z}|\boldsymbol{\pi}, T) = \prod_{s \in \mathcal{L}_T} \prod_{k=1}^K \pi_k^{z_{s,k}}, \quad (2)$$

where a prior distribution $p(\boldsymbol{\pi})$ is assumed (see (6)).

3) *Generation of data points*: Given the tree structure T , path \mathbf{u} , and assignment \mathbf{z} , the probability distribution of a time series $\mathbf{x} = (x_1, \dots, x_n)^\top \in \mathbb{R}^n$ is defined as

$$p(\mathbf{x}|\mathbf{u}, \mathbf{z}, \boldsymbol{\theta}, \boldsymbol{\tau}, T) = \prod_{t=1}^n \prod_{s \in \mathcal{L}_T} \prod_{k=1}^K (\mathcal{N}(x_t | \tilde{\mathbf{x}}_t^\top \boldsymbol{\theta}_k, \tau_k^{-1}))^{z_{s,k} I\{s \preceq \mathbf{u}_t\}}, \quad (3)$$

¹All the nodes have either exactly two children or no children.

where $\tilde{x}_t = [x_{t-1}, x_{t-2}, \dots, x_{t-D}, 1]^\top \in \mathbb{R}^{D+1}$ is the vector of past observations, $\theta_k \in \mathbb{R}^{D+1}$ denotes coefficients, and $\tau_k \in \mathbb{R}_{>0}$ denotes precision (inverse of variance). That is, x_t is generated from an AR model assigned to a node s that belongs to \mathcal{L}_T and satisfies $s \preceq s(u_t)$. Such a node is uniquely determined from T and u_t . We assume that the AR parameters $\theta = \{\theta_k\}_{k=1}^K$ and $\tau = \{\tau_k\}_{k=1}^K$ follow a conjugate Gauss-gamma prior (see (7)).

B. Prior distributions

We assume a Gaussian prior for β :

$$p(\beta) = \prod_{s \in \mathcal{I}_{\max}} \mathcal{N}(\beta_s | \eta_s, L_s^{-1}), \quad (4)$$

where $\eta_s \in \mathbb{R}^2$ and a positive definite matrix $L_s \in \mathbb{R}^{2 \times 2}$ are hyperparameters.

The prior distribution for the tree structure T is governed by splitting probabilities $\mathbf{g} = \{g_s\}_{s \in \mathcal{S}_{\max}}$, where $g_s \in [0, 1]$ is the probability that node s splits into children. The prior probability of a tree T is given by

$$p(T) = \left(\prod_{s \in \mathcal{L}_T} g_s \right) \left(\prod_{s \in \mathcal{L}_T} (1 - g_s) \right), \quad (5)$$

where $g_s = 0$ for all $s \in \mathcal{L}_{\max}$.

Remark 1. The prior in (5) was introduced by [9], [12], and the properties of (5), e.g., $\sum_{T \in \mathcal{T}} p(T) = 1$, were summarized in [21]. After these papers, (5) was revisited by [34], [36].

The prior distribution of π is the Dirichlet distribution:

$$p(\pi) = \text{Dir}(\pi | \alpha), \quad (6)$$

where $\alpha \in \mathbb{R}_{>0}^K$ is the hyperparameter.

The prior distribution of (θ, τ) is the Gauss-gamma distribution:

$$p(\theta, \tau) = \prod_{k=1}^K \mathcal{N}(\theta_k | \mu, (\tau_k \Lambda)^{-1}) \text{Gam}(\tau_k | a, b), \quad (7)$$

where $\mu \in \mathbb{R}^{D+1}$, a positive definite matrix $\Lambda \in \mathbb{R}^{(D+1) \times (D+1)}$, $a \in \mathbb{R}_{>0}$, and $b \in \mathbb{R}_{>0}$ are hyperparameters.

III. LEARNING ALGORITHM

A. Problem setup

We consider the problem of segmenting a time series $\mathbf{x} = (x_1, \dots, x_n)^\top \in \mathbb{R}^n$ of length n . The segmentation is achieved by estimating \mathbf{z} , T , and β . When we assume the 0-1 loss, the optimal decision based on Bayesian decision theory is given by maximum a posteriori (MAP) estimation (see, e.g., [39]). However, the posterior distribution does not have closed-form expression in our setting. Then, we use the technique of variational inference (see e.g., [40, Chapter 10]).

B. Variational inference with local variational approximation

In variational inference, we approximate the joint posterior distribution $p(\mathbf{u}, \mathbf{z}, T, \theta, \tau, \pi, \beta | \mathbf{x})$ by a variational distribution $q(\mathbf{u}, \mathbf{z}, T, \theta, \tau, \pi, \beta)$. Hereafter, we assume the following factorization property as a condition: $q(\mathbf{u}, \mathbf{z}, T, \theta, \tau, \pi, \beta) = q(\mathbf{u})q(\mathbf{z}, T)q(\theta, \tau, \pi, \beta)$.

It is known (e.g., [40]) that minimizing the Kullback-Leibler divergence between $q(\mathbf{u}, \mathbf{z}, T, \theta, \tau, \pi, \beta)$ and $p(\mathbf{u}, \mathbf{z}, T, \theta, \tau, \pi, \beta | \mathbf{x})$ is equivalent to maximizing the variational lower bound $\text{VL}(q)$, which is defined as follows:

$$\text{VL}(q) := \mathbb{E}_{q(\mathbf{u}, \mathbf{z}, T, \theta, \tau, \pi, \beta)} \left[\ln \frac{p(\mathbf{x}, \mathbf{u}, \mathbf{z}, T, \theta, \tau, \pi, \beta)}{q(\mathbf{u}, \mathbf{z}, T, \theta, \tau, \pi, \beta)} \right]. \quad (8)$$

However, the optimal variational distribution that maximizes $\text{VL}(q)$ has not closed-form expression yet. It is because our model contains the logistic regression models. Then, we derive a lower bound of $\text{VL}(q)$ and maximize it. Such a method is called local variational approximation [38].

We introduce an additional parameter $\xi_{s,t}$ for each inner node s and time t . By using the bound proposed in [38], the following holds for any $\xi_{s,t} \in \mathbb{R}$ and each logistic regression model.

$$\begin{aligned} & \sigma(\beta_s^\top \tilde{\mathbf{x}})^{u_{t,d_s}} (1 - \sigma(\beta_s^\top \tilde{\mathbf{x}}))^{1-u_{t,d_s}} \\ & \geq \sigma(\xi_{s,t}) \exp \left\{ \beta_s^\top \tilde{\mathbf{x}} u_{t,d_s} - \frac{1}{2} (\beta_s^\top \tilde{\mathbf{x}} + \xi_{s,t})^2 \right. \\ & \quad \left. - \lambda(\xi_{s,t}) ((\beta_s^\top \tilde{\mathbf{x}})^2 - \xi_{s,t}^2) \right\} \\ & =: h(u_{t,d_s} | \beta_s, \xi_{s,t}), \end{aligned} \quad (9)$$

where $\lambda(\xi_{s,t}) := \frac{1}{2\xi_{s,t}} (\sigma(\xi_{s,t}) - \frac{1}{2})$. Therefore, $p(\mathbf{u} | \beta)$ has the following lower bound:

$$p(\mathbf{u} | \beta) \geq \prod_{t=1}^n \prod_{s \in \mathcal{I}_{\max}} h(u_{t,d_s} | \beta_s, \xi_{s,t})^{I\{s \preceq s(u_t)\}} \quad (10)$$

$$=: h(\mathbf{u} | \beta, \boldsymbol{\xi}), \quad (11)$$

where $\boldsymbol{\xi} := \{\xi_{s,t}\}_{s \in \mathcal{I}_{\max}, t \in \{1, \dots, n\}}$. By using this, $\text{VL}(q)$ is lower bounded as follows:

$$\begin{aligned} \text{VL}(q) & \geq \\ & \mathbb{E}_{q(\mathbf{u}, \mathbf{z}, T, \theta, \tau, \pi, \beta)} \left[\ln \frac{p(\mathbf{x}, \mathbf{z}, T, \theta, \tau, \pi | \mathbf{u}) h(\mathbf{u} | \beta, \boldsymbol{\xi}) p(\beta)}{q(\mathbf{u}, \mathbf{z}, T, \theta, \tau, \pi, \beta)} \right]. \end{aligned} \quad (12)$$

It is known (e.g., [40]) that the optimal variational distribution maximizing the above lower bound satisfies

$$\ln q^*(\mathbf{u}) = \mathbb{E}_{q^*(\mathbf{z}, T, \theta, \tau, \pi, \beta)} \left[\ln(p(\mathbf{x}, \mathbf{z}, T, \theta, \tau, \pi | \mathbf{u}) h(\mathbf{u} | \beta, \boldsymbol{\xi}) p(\beta)) \right] + \text{const.}, \quad (13)$$

$$\ln q^*(\mathbf{z}, T) = \mathbb{E}_{q^*(\mathbf{u}, \theta, \tau, \pi, \beta)} \left[\ln(p(\mathbf{x}, \mathbf{z}, T, \theta, \tau, \pi | \mathbf{u}) h(\mathbf{u} | \beta, \boldsymbol{\xi}) p(\beta)) \right] + \text{const.}, \quad (14)$$

$$\ln q^*(\theta, \tau, \pi, \beta) = \mathbb{E}_{q^*(\mathbf{u}, \mathbf{z}, T)} \left[\ln(p(\mathbf{x}, \mathbf{z}, T, \theta, \tau, \pi | \mathbf{u}) h(\mathbf{u} | \beta, \boldsymbol{\xi}) p(\beta)) \right] + \text{const.} \quad (15)$$

However, $q^*(\mathbf{u})$, $q^*(\mathbf{z}, T)$, and $q^*(\theta, \tau, \pi, \beta)$ depend on each other. Therefore, we update them in turn from an initial

value until convergence. These expectations have closed-form expressions, and we show them in the following sections. For details of the derivation, see Appendix. Hereafter, prime symbols (') will be appended to the parameters of the variational distribution to distinguish them from those of the prior distribution.

C. Update formula of (13)

Calculating (13), we can derive a factorization $q(\mathbf{u}) = \prod_{t=1}^n q(\mathbf{u}_t)$, and each $q(\mathbf{u}_t)$ is given as

$$q(\mathbf{u}_t) = \prod_{s \in \mathcal{I}_{\max}} \prod_{u \in \{0,1\}} (\varpi'_{t,s,u})^{I\{s_u \preceq s(\mathbf{u}_t)\}}, \quad (16)$$

where s_0 and s_1 denote the left and right children of s , respectively, $\varpi'_{t,s,u} := \varrho_{t,s,u} / \sum_{u \in \{0,1\}} \varrho_{t,s,u}$, and $\varrho_{t,s,u}$ is given as

$$\ln \varrho_{t,s,u} := \begin{cases} (\clubsuit) + (\diamond) + \ln \sum_{s_{\text{ch}} \in \text{Ch}(s_u)} \varrho_{t,s_u,s_{\text{ch}}}, & s_u \in \mathcal{I}_{\max}, \\ (\clubsuit) + (\diamond), & s_u \in \mathcal{L}_{\max}. \end{cases} \quad (17)$$

Here, (\clubsuit) is

$$\begin{aligned} (\clubsuit) &= \mathbb{E}_{q(\beta_s)} [\ln h(u|\beta_s, \xi_{s,t})] \\ &= \ln \sigma(\xi_{s,t}) + (\boldsymbol{\eta}'_s)^\top \tilde{\mathbf{t}}_u - \frac{1}{2} ((\boldsymbol{\eta}'_s)^\top \tilde{\mathbf{t}} + \xi_{s,t}) \\ &\quad - \lambda(\xi_{s,t}) (\tilde{\mathbf{t}}^\top (\boldsymbol{\eta}'_s (\boldsymbol{\eta}'_s)^\top + (\mathbf{L}'_s)^{-1}) \tilde{\mathbf{t}} - (\xi_{s,t})^2), \end{aligned} \quad (18)$$

where \mathbf{L}'_s , $\boldsymbol{\eta}'_s$, and $\xi_{s,t}$ are given as in (33), (34), and (35), respectively, and (\diamond) is

$$\begin{aligned} (\diamond) &= \mathbb{E}_{q(\mathbf{z}, T, \boldsymbol{\theta}, \boldsymbol{\tau})} \left[I\{s_u \in \mathcal{L}_T\} \right. \\ &\quad \times \left. \sum_{k=1}^K z_{s_u,k} \ln \mathcal{N}(x_t | \tilde{\mathbf{x}}_t^\top \boldsymbol{\theta}_k, \tau_k^{-1}) \right] \\ &= \frac{1}{2} (1 - g'_{s_u}) \left(\prod_{s' \prec s_u} g'_s \right) \sum_{k=1}^K \pi'_{s_u,k} \left\{ \psi(a'_k) - \ln b'_k \right. \\ &\quad \left. - \ln 2\pi - \frac{a'_k}{b'_k} (x_t - (\tilde{\mathbf{x}}_t)^\top \boldsymbol{\mu}'_k)^2 - (\tilde{\mathbf{x}}_t)^\top (\boldsymbol{\Lambda}'_k)^{-1} \tilde{\mathbf{x}}_t \right\}, \end{aligned} \quad (20)$$

where $\psi(\cdot)$ denotes the digamma function, and $\pi'_{s,k}$, g'_s , $\boldsymbol{\Lambda}'_k$, $\boldsymbol{\mu}'_k$, a'_k , and b'_k are given as in (22), (26), (29), (30), (31), and (32), respectively.

D. Update formula of (14)

Calculating (14), we can derive a factorization $q(\mathbf{z}, T) = q(T) \prod_{s \in \mathcal{L}_T} q(\mathbf{z}_s)$. For each $s \in \mathcal{L}_T$, $q(\mathbf{z}_s)$ is given as

$$q(\mathbf{z}_s) = \prod_{k=1}^K (\pi'_{s,k})^{z_{s,k}}, \text{ where } \pi'_{s,k} := \frac{\rho_{s,k}}{\sum_{k=1}^K \rho_{s,k}} \quad (22)$$

and $\rho_{s,k}$ is given as

$$\begin{aligned} \ln \rho_{s,k} &:= \mathbb{E}_{q(\boldsymbol{\pi})} [\ln \pi_k] \\ &\quad + \sum_{t=1}^n q_{s,t} \mathbb{E}_{q(\boldsymbol{\theta}, \boldsymbol{\tau})} [\ln \mathcal{N}(x_t | \tilde{\mathbf{x}}_t^\top \boldsymbol{\theta}_k, \tau_k^{-1})] \\ &= \psi(\alpha'_k) - \psi \left(\sum_{k=1}^K \alpha'_k \right) \\ &\quad - \frac{1}{2} \text{Tr}\{\mathbf{Q}_s\} (\ln 2\pi - \psi(a'_k) + \ln b'_k) \\ &\quad - \frac{a'_k}{2b'_k} (\mathbf{x} - \mathbf{X} \boldsymbol{\mu}'_k)^\top \mathbf{Q}_s (\mathbf{x} - \mathbf{X} \boldsymbol{\mu}'_k) \\ &\quad - \frac{1}{2} \text{Tr}\{\mathbf{X}^\top \mathbf{Q}_s \mathbf{X} (\boldsymbol{\Lambda}'_k)^{-1}\}, \end{aligned} \quad (23)$$

where

- $q_{s,t}$ is the posterior probability that $s \preceq s(\mathbf{u}_t)$ holds, i.e., $q_{s,t} := \prod_{s', s'_{\text{ch}} \preceq s} \varpi'_{t,s',s'_{\text{ch}}}$.
- $\mathbf{Q}_s \in \mathbb{R}^{n \times n}$ is the diagonal matrix defined as $\text{diag}\{q_{s,1}, q_{s,2}, \dots, q_{s,n}\}$.
- $\mathbf{X} \in \mathbb{R}^{n \times (D+1)}$ denotes the matrix whose t -th row is $\tilde{\mathbf{x}}_t^\top$.
- $\text{Tr}\{\cdot\}$ denotes the trace of a matrix.
- α'_k is given as in (28).

Moreover, the update formula for $q(T)$ is given as follows:

$$q(T) = \left(\prod_{s \in \mathcal{I}_T} g'_s \right) \left(\prod_{s \in \mathcal{L}_T} (1 - g'_s) \right), \quad (24)$$

where

$$\begin{aligned} g'_s &:= \begin{cases} \frac{g_s \prod_{s_{\text{ch}} \in \text{Ch}(s)} \phi_{s_{\text{ch}}}}{\phi_s}, & s \in \mathcal{I}_{\max}, \\ 0, & s \in \mathcal{L}_{\max}, \end{cases} \\ \phi_s &:= \begin{cases} (1 - g_s) \sum_{k=1}^K \rho_{s,k} + g_s \prod_{s_{\text{ch}} \in \text{Ch}(s)} \phi_{s_{\text{ch}}}, & s \in \mathcal{I}_{\max}, \\ \sum_{k=1}^K \rho_{s,k}, & s \in \mathcal{L}_{\max}. \end{cases} \end{aligned} \quad (25)$$

Remark 2. The update formula (27) has a similar structure to the CTW algorithm [11] (to be more precise, the Bayes coding algorithm for context tree models [9], [12]).

E. Update formula of (15)

Calculating (15), we can derive a factorization $q(\boldsymbol{\theta}, \boldsymbol{\tau}, \boldsymbol{\pi}, \beta) = q(\boldsymbol{\pi}) \prod_{k=1}^K q(\boldsymbol{\theta}_k, \boldsymbol{\tau}_k) \prod_{s \in \mathcal{I}_{\max}} q(\beta_s)$. First, the posterior $q(\boldsymbol{\pi})$ is given as $q(\boldsymbol{\pi}) = \text{Dir}(\boldsymbol{\pi} | \boldsymbol{\alpha}')$, where each element of $\boldsymbol{\alpha}'$ is given as

$$\alpha'_k := \alpha_k + \sum_{s \in \mathcal{S}_{\max}} (1 - g'_s) \left(\prod_{s' \prec s} g'_{s'} \right) \pi'_{s,k}. \quad (26)$$

Second, the posterior $q(\theta_k, \tau_k)$ is given as $q(\theta_k, \tau_k) = \mathcal{N}(\theta_k | \mu'_k, (\tau_k \Lambda'_k)^{-1}) \text{Gam}(\tau_k | a'_k, b'_k)$, where

$$\Lambda'_k := \Lambda + \sum_{s \in \mathcal{S}_{\max}} (1 - g'_s) \left(\prod_{s' \prec s} g'_{s'} \right) \pi'_{s,k} \mathbf{X}^\top \mathbf{Q}_s \mathbf{X}, \quad (29)$$

$$\mu'_k := (\Lambda'_k)^{-1} \left(\Lambda \mu + \sum_{s \in \mathcal{S}_{\max}} (1 - g'_s) \left(\prod_{s' \prec s} g'_{s'} \right) \pi'_{s,k} \mathbf{X}^\top \mathbf{Q}_s \mathbf{x} \right), \quad (30)$$

$$a'_k := a + \frac{1}{2} \sum_{s \in \mathcal{S}_{\max}} (1 - g'_s) \left(\prod_{s' \prec s} g'_{s'} \right) \pi'_{s,k} \text{Tr}\{\mathbf{Q}_s\}, \quad (31)$$

$$b'_k := b + \frac{1}{2} \left(\mu^\top \Lambda \mu - (\mu'_k)^\top \Lambda'_k \mu'_k + \sum_{s \in \mathcal{S}_{\max}} (1 - g'_s) \left(\prod_{s' \prec s} g'_{s'} \right) \pi'_{s,k} \mathbf{x}^\top \mathbf{Q}_s \mathbf{x} \right). \quad (32)$$

Lastly, the posterior $q(\beta_s)$ is given as $q(\beta_s) = \mathcal{N}(\beta_s | \eta'_s, (\mathbf{L}'_s)^{-1})$, where η'_s and \mathbf{L}'_s are given as

$$\mathbf{L}'_s := \mathbf{L}_s + 2 \sum_{t=1}^n q_{s,t} \lambda(\xi_{s,t}) \tilde{\mathbf{t}} \tilde{\mathbf{t}}^\top, \quad (33)$$

$$\eta'_s := (\mathbf{L}'_s)^{-1} \left(\mathbf{L}_s \eta_s + \sum_{t=1}^n q_{s,t} \left(\varpi'_{t,s,s_1} - \frac{1}{2} \right) \tilde{\mathbf{t}} \right). \quad (34)$$

The parameter $\xi_{s,t}$ is updated as

$$\xi_{s,t} := (\tilde{\mathbf{t}}^\top ((\mathbf{L}'_s)^{-1} + \eta'_s (\eta'_s)^\top) \tilde{\mathbf{t}})^{1/2}. \quad (35)$$

F. Initialization

Since the variational inference is a greedy algorithm, the initialization method is crucial. Our algorithm is also highly sensitive to the initial value settings. Here, as an example, we describe the initialization method used in the subsequent numerical experiments.

When using this method, we assume $K = 2^{D_{\max}}$. First, we search for split points using a decision tree construction algorithm that employs the marginal likelihood as an evaluation criterion. More specifically, let \mathbf{x}_1 denote the data points belonging to the left interval after splitting and \mathbf{x}_2 denote those belonging to the right interval. We greedily search for split points from the root node to the nodes at maximum depth so as to maximize the sum of log marginal likelihoods $\sum_{i=1}^2 \ln \int p(\mathbf{x}_i | \theta, \tau) p(\theta, \tau) d\theta d\tau$, assuming each of them is generated from a single AR model. Next, we compute $q(\mathbf{u})$ under the assumption that the obtained thresholds are deterministic change points. (That is, $\varpi'_{t,s}$ becomes a one-hot vector for any t and s .)

After that, we repeat only the update of $q(\beta)$ until convergence. The initial value of $q(\beta)$ here is set as $\eta'_s = [1.0, -h_s]^\top$, where h_s is the split point of node s obtained by the search.

Finally, we determine $q(\mathbf{z}, T)$ as follows. For any $s \in \mathcal{I}_{\max}$, we set $g'_s = 1.0$ and $\pi'_s = [1/K, \dots, 1/K]^\top$. For any $s \in$

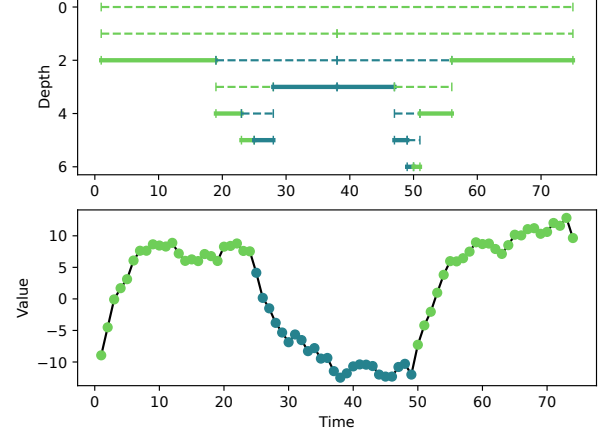


Fig. 2. The segmentation under the FSBT model

\mathcal{L}_{\max} , if s is the j -th node from the left ($j = 1, 2, \dots, 2^{D_{\max}}$), we set $g'_s = 0.0$ and $\pi'_{s,k} = I\{k = j\}$. Then, we begin the iterative updates starting from $q(\theta, \tau, \pi)$.

IV. NUMERICAL EXPERIMENTS

A. Experiment 1: effect of variable splitting

In Experiment 1, we verify the effect of variable splitting. We use synthetic data generated as follows. From time 1 to 25 and 51 to 75, the data are generated from a first-order AR model whose coefficients and variance are $[0.8, 2.0]^\top$ and 1.0, respectively. From time 26 to 50, they are generated from another first-order AR model whose coefficients and variance are $[0.8, -2.0]^\top$ and 1.0, respectively.

The hyperparameters are set as follows. For η_s , when node s is the j -th node from the left at depth d , we set $\eta_s^\top = [\eta_{s,1}, \eta_{s,2}] = [1.0, -2^{-(d+1)}(2j-1)n]$. In other words, letting h_s be the split point such that $\eta_{s,1}h_s + \eta_{s,2} = 0$, we determine η_s so that recursive splitting is performed at the midpoint of each interval. For hyperparameters other than η_s , we use the following values: $D = 1$, $D_{\max} = 5$, $K = 2^{D_{\max}} = 32$, $\mathbf{L}_s = \mathbf{I}$ and $g_s = 0.5$ for any s , $\alpha = [1/2, \dots, 1/2]^\top$, $\mu = \mathbf{0}$, $\Lambda = \mathbf{I}$, $a = 1.0$, and $b = 1.0$. We use the initialization method described in the previous section.

Figures 2 and 3 show the estimated models under the conventional FSBT and the VSBT model obtained by using a MAP tree estimation algorithm similar to [21], respectively. For the FSBT model, the maximum depth was set to $D_{\max} = 10$. The upper part of each figure shows the estimated tree structure and split points, while the lower part shows the data used for training. The colors of the intervals and plots represent the indices of the estimated AR models.

Although the FSBT model is able to find the change points, it requires a deep tree to represent the segmentation. On the other hand, we can see that the proposed VSBT model can represent the segmentation with a tree of minimal depth.

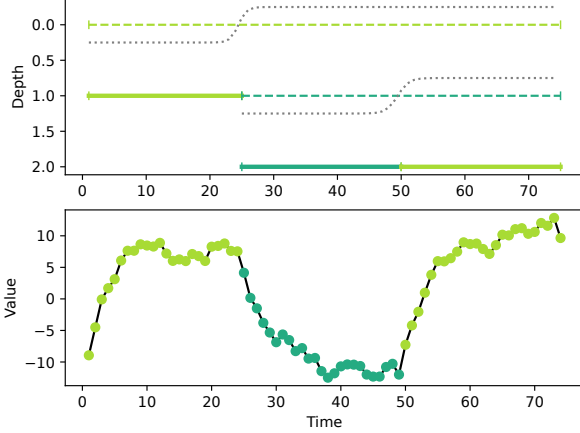


Fig. 3. The segmentation under the VSBT model

B. Experiment 2: uncertainty quantification of changes

In Experiment 2, we evaluate the uncertainty of changes at each time point, which is an advantage of Bayesian methods. We use another synthetic data created by adding a noise to a sine wave. The order of the AR model in our model is set to $D = 0$, that is, we assume that the data points follow i.i.d. normal distributions. The other hyperparameters, including the initialization method, are the same as in Experiment 1.

The posterior probability of the change at each time point is calculated as follows. First, let ζ_t be a one-hot vector such that $\zeta_{t,k} = 1$ holds when the AR model at time t is the k -th model. If $\zeta_t \neq \zeta_{t+1}$, we say that there was a change in the model between time t and $t + 1$. Then, we calculate the posterior probability of that change as follows. First, let \mathbf{r}_t be a vector whose elements represent the probabilities that $\zeta_{t,k} = 1$ holds under the posterior distribution. The vector \mathbf{r}_t can be calculated as $\mathbf{r}_t = \mathbf{r}_{t,s_\lambda}$ by using $\mathbf{r}_{t,s}$ defined below.

$$\mathbf{r}_{t,s} := \begin{cases} \pi'_s, & s \in \mathcal{L}_{\max}, \\ (1 - g'_s)\pi'_s + g'_s \sum_{u=\{0,1\}} \varpi'_{t,s,s_u} \mathbf{r}_{t,s_u}, & s \in \mathcal{I}_{\max}. \end{cases} \quad (36)$$

Then, we calculate the posterior probability of the change as $1 - \mathbf{r}_t^\top \mathbf{r}_{t+1}$. (Strictly speaking, since ζ_t and ζ_{t+1} are not independent under the posterior distribution, this calculation method involves an approximation.)

Figure 4 shows the estimated model and the posterior probability of the changes in Experiment 2. We can see that the posterior probability of the changes varies smoothly around the split points of the MAP-estimated model. This enables us to evaluate the uncertainty of the changes, which cannot be obtained from the point estimation of the model alone.

V. CONCLUSION

We proposed a variable splitting binary tree (VSBT) model based on the BCT models for time series segmentation. The VSBT model can represent split positions at arbitrary locations

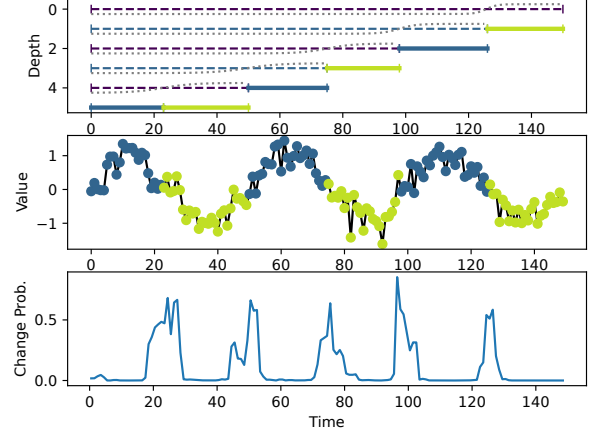


Fig. 4. The segmentation and the posterior probabilities of the changes

within each interval by recursive logistic regression models. To simultaneously estimate both the logistic regression coefficients (i.e., the split positions) and the tree depth (i.e., the number of splits), we proposed an effective algorithm that combines the local variational approximation for logistic regression with the CTW.

ACKNOWLEDGMENT

This work was supported in part by JSPS KAKENHI Grant Numbers JP23K03863, JP23K04293, JP23H00468, JP24H00370, JP25K07732, and JST SPRING Grant Number JPMJSP2128.

REFERENCES

- [1] C. Truong, L. Oudre, and N. Vayatis, “Selective review of offline change point detection methods,” *Signal Processing*, vol. 167, p. 107299, 2020.
- [2] L. Rabiner, “A tutorial on hidden Markov models and selected applications in speech recognition,” *Proceedings of the IEEE*, vol. 77, no. 2, pp. 257–286, 1989.
- [3] K. SUZUKI, A. KAMATSUKA, and T. MATSUSHIMA, “A Bayesian decision-theoretic change-point detection for i.p.i.d. sources,” *IEICE Transactions on Fundamentals of Electronics, Communications and Computer Sciences*, vol. E103.A, no. 12, pp. 1393–1402, 2020.
- [4] K. SHIMADA, S. SAITO, and T. MATSUSHIMA, “An efficient Bayes coding algorithm for changing context tree model,” *IEICE Transactions on Fundamentals of Electronics, Communications and Computer Sciences*, vol. E107.A, no. 3, pp. 448–457, 2024.
- [5] V. Lungu, I. Papageorgiou, and I. Kontoyiannis, “Bayesian change-point detection via context-tree weighting,” in *2022 IEEE Information Theory Workshop (ITW)*, 2022, pp. 125–130.
- [6] Y. Nakahara, “Preliminary research results in application of a tree distribution to Bayesian offline change point detection and segmentation,” in *2023 IMS International Conference on Statistics and Data Science (ICSIDS)*, 2023, p. 641.
- [7] T. Matsushima, H. Inazumi, and S. Hirasawa, “A class of distortionless codes designed by Bayes decision theory,” *IEEE Transactions on Information Theory*, vol. 37, no. 5, pp. 1288–1293, 1991.
- [8] T. Matsushima and S. Hirasawa, “A Bayes coding algorithm using context tree,” in *Proceedings of 1994 IEEE International Symposium on Information Theory*, 1994, p. 386.
- [9] —, “A class of prior distributions on context tree models and an efficient algorithm of the Bayes codes assuming it,” in *2007 IEEE International Symposium on Signal Processing and Information Technology*, 2007, pp. 938–941.

- [10] I. Kontoyiannis, L. Mertzani, A. Panotopoulou, I. Papageorgiou, and M. Skoularidou, "Bayesian context trees: Modelling and exact inference for discrete time series," *Journal of the Royal Statistical Society: Series B (Statistical Methodology)*, vol. 84, no. 4, pp. 1287–1323, 2022.
- [11] F. M. J. Willems, Y. M. Shtarkov, and T. J. Tjalkens, "The context-tree weighting method: basic properties," *IEEE Transactions on Information Theory*, vol. 41, no. 3, pp. 653–664, 1995.
- [12] T. Matsushima and S. Hirasawa, "Reducing the space complexity of a Bayes coding algorithm using an expanded context tree," in *2009 IEEE International Symposium on Information Theory*, June 2009, pp. 719–723.
- [13] Y. Nakahara and T. Matsushima, "A stochastic model for block segmentation of images based on the quadtree and the Bayes code for it," *Entropy*, vol. 23, no. 8, 2021.
- [14] —, "Stochastic model of block segmentation based on improper quadtree and optimal code under the Bayes criterion," *Entropy*, vol. 24, no. 8, 2022.
- [15] M. Gotoh, T. Matsushima, and S. Hirasawa, "A generalization of B. S. Clarke and A. R. Barron's asymptotics of Bayes codes for FSMX sources," *IEICE TRANSACTIONS on Fundamentals*, vol. E81-A, no. 10, pp. 2123–2132, October 1998.
- [16] M. Goto, T. Matsushima, and S. Hirasawa, "An analysis of the difference of code lengths between two-step codes based on MDL principle and Bayes codes," *IEEE Transactions on Information Theory*, vol. 47, no. 3, pp. 927–944, 2001.
- [17] N. Miya, T. Suko, G. Yasuda, and T. Matsushima, "Asymptotics of Bayesian inference for a class of probabilistic models under misspecification," *IEICE TRANSACTIONS on Fundamentals*, vol. E97-A, no. 12, pp. 2352–2360, December 2014.
- [18] S. Saito, N. Miya, and T. Matsushima, "Fundamental limit and pointwise asymptotics of the Bayes code for Markov sources," in *2015 IEEE International Symposium on Information Theory (ISIT)*, 2015, pp. 1986–1990.
- [19] —, "Evaluation of the Bayes code from viewpoints of the distribution of its codeword lengths," *IEICE TRANSACTIONS on Fundamentals*, vol. E98-A, no. 12, pp. 2407–2414, December 2015.
- [20] S. Saito and T. Matsushima, "Evaluation of overflow probability of Bayes code in moderate deviation regime," *IEICE TRANSACTIONS on Fundamentals*, vol. E100-A, no. 12, pp. 2728–2731, December 2017.
- [21] Y. Nakahara, S. Saito, A. Kamatsuka, and T. Matsushima, "Probability distribution on full rooted trees," *Entropy*, vol. 24, no. 3, 2022.
- [22] Y. NAKAHARA, S. SAITO, A. KAMATSUKA, and T. MATSUSHIMA, "Probability distribution on rooted trees: Generalization from full trees," *IEICE Transactions on Fundamentals of Electronics, Communications and Computer Sciences*, vol. E109-A, no. 3, 2025.
- [23] Y. Nakahara, S. Saito, K. Shimada, and T. Matsushima, "Hyperparameter learning of Bayesian context tree models," in *2023 IEEE International Symposium on Information Theory (ISIT)*, 2023, pp. 537–542.
- [24] N. Dobashi, S. Saito, Y. Nakahara, and T. Matsushima, "Meta-tree random forest: Probabilistic data-generative model and Bayes optimal prediction," *Entropy*, vol. 23, no. 6, 2021.
- [25] Y. NAKAHARA and T. MATSUSHIMA, "Batch updating of a posterior tree distribution over a meta-tree," *IEICE Transactions on Fundamentals of Electronics, Communications and Computer Sciences*, vol. E107-A, no. 3, pp. 523–525, 2024.
- [26] N. Ichijo, R. Maniwa, Y. Nakahara, K. Shimada, and T. Matsushima, "Bayesian decision-theoretic prediction with ensemble of meta-trees for classification problems," in *2024 International Symposium on Information Theory and Its Applications (ISITA)*, 2024, pp. 70–74.
- [27] Y. Nakahara, S. Saito, N. Ichijo, K. Kazama, and T. Matsushima, "Bayesian decision theory on decision trees: Uncertainty evaluation and interpretability," in *Proceedings of The 28th International Conference on Artificial Intelligence and Statistics*, ser. Proceedings of Machine Learning Research, Y. Li, S. Mandt, S. Agrawal, and E. Khan, Eds., vol. 258. PMLR, 03–05 May 2025, pp. 1045–1053.
- [28] N. Ichijo and T. Matsushima, "Meta-tree: Bayesian approach to avoid overfitting in decision trees and analysis on the application to boosting," in *2025 IEEE 35th International Workshop on Machine Learning for Signal Processing (MLSP)*, 2025, pp. 1–6.
- [29] Y. Nakahara, "Tree-structured Gaussian mixture models and their variational inference," in *2023 IEEE International Conference on Systems, Man, and Cybernetics (SMC)*, 2023, pp. 1129–1135.
- [30] —, "Variational Bayesian methods for a tree-structured stick-breaking process mixture of Gaussians by application of the bayes codes for

context tree models," in *2024 International Symposium on Information Theory and Its Applications (ISITA)*, 2024, pp. 75–80.

- [31] Y. Wang, K. Shimada, and T. Matsushima, "An efficient image segmentation algorithm based on Bayes decision theory and its application for region detection," in *2024 International Symposium on Information Theory and Its Applications (ISITA)*, 2024, pp. 206–211.
- [32] S. Saito, Y. Nakahara, and T. Matsushima, "Soft Bayesian context tree models for real-valued time series," arXiv, 2026.
- [33] I. Papageorgiou, I. Kontoyiannis, L. Mertzani, A. Panotopoulou, and M. Skoularidou, "Revisiting context-tree weighting for Bayesian inference," in *2021 IEEE International Symposium on Information Theory (ISIT)*, 2021, pp. 2906–2911.
- [34] I. Papageorgiou and I. Kontoyiannis, "The posterior distribution of Bayesian context-tree models: Theory and applications," in *2022 IEEE International Symposium on Information Theory (ISIT)*, 2022, pp. 702–707.
- [35] —, "Truly Bayesian entropy estimation," in *2023 IEEE Information Theory Workshop (ITW)*, 2023, pp. 497–502.
- [36] —, "Posterior representations for Bayesian context trees: Sampling, estimation and convergence," *Bayesian Analysis*, vol. 19, no. 2, pp. 501 – 529, 2024.
- [37] —, "The Bayesian context trees state space model for time series modelling and forecasting," *International Journal of Forecasting*, 2025.
- [38] T. S. Jaakkola and M. I. Jordan, "Bayesian parameter estimation via variational methods," *Statistics and Computing*, vol. 10, p. 25–37, 2000.
- [39] J. O. Berger, *Statistical decision theory and Bayesian analysis*. New York: Springer-Verlag, 1985.
- [40] C. Bishop, *Pattern Recognition and Machine Learning*. Springer, January 2006.

APPENDIX

The following lemmas, Lemma 1, Lemma 2 and Lemma 3, give the form of the posterior distributions $q(\mathbf{u})$, $q(\mathbf{z}, T)$, and $q(\boldsymbol{\theta}, \boldsymbol{\tau}, \boldsymbol{\pi}, \boldsymbol{\beta})$, respectively. Note that the calculation of the expectations included in these lemmas will be summarized later in Lemma 4.

Lemma 1. *The posterior $q(\mathbf{u})$ can be factorized as $\prod_{t=1}^n q(\mathbf{u}_t)$, and each $q(\mathbf{u}_t)$ is given as*

$$q(\mathbf{u}_t) = \prod_{s \in \mathcal{I}_{\max}} \prod_{u \in \{0,1\}} (\varpi'_{t,s,u})^{I\{s_u \preceq s(\mathbf{u}_t)\}}, \quad (37)$$

where

$$\varpi'_{t,s,u} := \frac{\varrho_{t,s,u}}{\sum_{u \in \{0,1\}} \varrho_{t,s,u}} \quad (38)$$

and

$$\ln \varrho_{t,s,u} := \begin{cases} \mathbb{E}_{q(\boldsymbol{\beta}_s)} [\ln h(u|\boldsymbol{\beta}_s, \xi_{s,t})] \\ \quad + \mathbb{E}_{q(\mathbf{z}, T, \boldsymbol{\theta}, \boldsymbol{\tau})} [I\{s_u \in \mathcal{L}_T\} \\ \quad \times \sum_{k=1}^K z_{s_u,k} \ln \mathcal{N}(x_t | \tilde{\mathbf{x}}_t^\top \boldsymbol{\theta}_k, \tau_k^{-1})] \\ \quad + \ln \sum_{s_{\text{ch}} \in \text{Ch}(s_u)} \varrho_{t,s_u,s_{\text{ch}}}, & s_u \in \mathcal{I}_{\max}, \\ \mathbb{E}_{q(\boldsymbol{\beta}_s)} [\ln h(u|\boldsymbol{\beta}_s, \xi_{s,t})] \\ \quad + \mathbb{E}_{q(\mathbf{z}, T, \boldsymbol{\theta}, \boldsymbol{\tau})} [I\{s_u \in \mathcal{L}_T\} \\ \quad \times \sum_{k=1}^K z_{s_u,k} \ln \mathcal{N}(x_t | \tilde{\mathbf{x}}_t^\top \boldsymbol{\theta}_k, \tau_k^{-1})], & s_u \in \mathcal{L}_{\max}. \end{cases} \quad (39)$$

Proof: Calculating the right-hand side of (13), we obtain

$$\begin{aligned}
& \ln q(\mathbf{u}) \\
&= \mathbb{E}_{q(\beta)}[\ln h(\mathbf{u}|\beta, \xi)] + \mathbb{E}_{q(\mathbf{z}, T, \theta, \tau)}[\ln p(\mathbf{x}|\mathbf{u}, \mathbf{z}, \theta, \tau, T)] \\
&\quad + \text{const.} \tag{40} \\
&= \sum_{t=1}^n \left\{ \sum_{s \in \mathcal{I}_{\max}} I\{s \preceq \mathbf{s}(\mathbf{u}_t)\} \mathbb{E}_{q(\beta_s)}[\ln h(u_{t,d_s}|\beta_s, \xi_{s,t})] \right. \\
&\quad \left. + \mathbb{E}_{q(\mathbf{z}, T, \theta, \tau)} \left[\sum_{s \in \mathcal{L}_T} I\{s \preceq \mathbf{s}(\mathbf{u}_t)\} \right. \right. \\
&\quad \left. \left. \times \sum_{k=1}^K z_{s,k} \ln \mathcal{N}(x_t | \tilde{\mathbf{x}}_t^\top \theta_k, \tau_k^{-1}) \right] \right\} + \text{const.} \tag{41}
\end{aligned}$$

Therefore, $q(\mathbf{u})$ can be factorized as $\prod_{t=1}^n q(\mathbf{u}_t)$. Moreover, $q(\mathbf{u}_t)$ is calculated as

$$\begin{aligned}
& \ln q(\mathbf{u}_t) \\
&= \sum_{s \in \mathcal{I}_{\max}} I\{s \preceq \mathbf{s}(\mathbf{u}_t)\} \mathbb{E}_{q(\beta_s)}[\ln h(u_{t,d_s}|\beta_s, \xi_{s,t})] \\
&\quad + \sum_{s \in \mathcal{S}_{\max}} I\{s \preceq \mathbf{s}(\mathbf{u}_t)\} \mathbb{E}_{q(\mathbf{z}, T, \theta, \tau)} \left[I\{s \in \mathcal{L}_T\} \right. \\
&\quad \left. \times \sum_{k=1}^K z_{s,k} \ln \mathcal{N}(x_t | \tilde{\mathbf{x}}_t^\top \theta_k, \tau_k^{-1}) \right] + \text{const.} \tag{42} \\
&= \sum_{s \in \mathcal{I}_{\max}} \sum_{u \in \{0,1\}} I\{s_u \preceq \mathbf{s}(\mathbf{u}_t)\} \mathbb{E}_{q(\beta_s)}[\ln h(u|\beta_s, \xi_{s,t})] \\
&\quad + \mathbb{E}_{q(\mathbf{z}, T, \theta, \tau)} \left[I\{s_\lambda \in \mathcal{L}_T\} \right. \\
&\quad \left. \times \sum_{k=1}^K z_{s_\lambda, k} \ln \mathcal{N}(x_t | \tilde{\mathbf{x}}_t^\top \theta_k, \tau_k^{-1}) \right] \\
&\quad + \sum_{s \in \mathcal{I}_{\max}} \sum_{u \in \{0,1\}} I\{s_u \preceq \mathbf{s}(\mathbf{u}_t)\} \\
&\quad \times \mathbb{E}_{q(\mathbf{z}, T, \theta, \tau)} \left[I\{s_u \in \mathcal{L}_T\} \right. \\
&\quad \left. \times \sum_{k=1}^K z_{s_u, k} \ln \mathcal{N}(x_t | \tilde{\mathbf{x}}_t^\top \theta_k, \tau_k^{-1}) \right] + \text{const.} \tag{43} \\
&= \sum_{s \in \mathcal{I}_{\max}} \sum_{u \in \{0,1\}} I\{s_u \preceq \mathbf{s}(\mathbf{u}_t)\} \left\{ \mathbb{E}_{q(\beta_s)}[\ln h(u|\beta_s, \xi_{s,t})] \right. \\
&\quad \left. + \mathbb{E}_{q(\mathbf{z}, T, \theta, \tau)} \left[I\{s_u \in \mathcal{L}_T\} \right. \right. \\
&\quad \left. \left. \times \sum_{k=1}^K z_{s_u, k} \ln \mathcal{N}(x_t | \tilde{\mathbf{x}}_t^\top \theta_k, \tau_k^{-1}) \right] \right\} + \text{const.} \tag{44}
\end{aligned}$$

Next, we show (37) reduces to (44) by taking the logarithm of (37) and substituting the definitions of ϖ'_{t,s,s_u} and ϱ_{t,s,s_u} into its right-hand side. In the following, we denote the set of

nodes of depth d as \mathcal{S}_d and the set of nodes of depth less than d as $\mathcal{S}_{< d}$.

$$\begin{aligned}
& \sum_{s \in \mathcal{I}_{\max}} \sum_{u \in \{0,1\}} I\{s_u \preceq \mathbf{s}(\mathbf{u}_t)\} \ln \varpi'_{t,s,s_u} \\
&= \sum_{s \in \mathcal{S}_{< D_{\max}-1}} \sum_{u \in \{0,1\}} I\{s_u \preceq \mathbf{s}(\mathbf{u}_t)\} \ln \varpi'_{t,s,s_u} \\
&\quad + \sum_{s \in \mathcal{S}_{D_{\max}-1}} \sum_{u \in \{0,1\}} I\{s_u \preceq \mathbf{s}(\mathbf{u}_t)\} \ln \varpi'_{t,s,s_u} \tag{45} \\
&= \sum_{s \in \mathcal{S}_{< D_{\max}-1}} \sum_{u \in \{0,1\}} I\{s_u \preceq \mathbf{s}(\mathbf{u}_t)\} \\
&\quad \times \left\{ \mathbb{E}_{q(\beta_s)}[\ln h(u|\beta_s, \xi_{s,t})] \right. \\
&\quad \left. + \mathbb{E}_{q(\mathbf{z}, T, \theta, \tau)} \left[I\{s_u \in \mathcal{L}_T\} \right. \right. \\
&\quad \left. \left. \times \sum_{k=1}^K z_{s_u, k} \ln \mathcal{N}(x_t | \tilde{\mathbf{x}}_t^\top \theta_k, \tau_k^{-1}) \right] \right\} \\
&\quad + \ln \sum_{s_{\text{ch}} \in \text{Ch}(s_u)} \varrho_{t,s_u,s_{\text{ch}}} - \ln \sum_{u \in \{0,1\}} \varrho_{t,s,s_u} \Big\} \\
&\quad + \sum_{s \in \mathcal{S}_{D_{\max}-1}} \sum_{u \in \{0,1\}} I\{s_u \preceq \mathbf{s}(\mathbf{u}_t)\} \\
&\quad \times \left\{ \mathbb{E}_{q(\beta_s)}[\ln h(u|\beta_s, \xi_{s,t})] \right. \\
&\quad \left. + \mathbb{E}_{q(\mathbf{z}, T, \theta, \tau)} \left[I\{s_u \in \mathcal{L}_T\} \right. \right. \\
&\quad \left. \left. \times \sum_{k=1}^K z_{s_u, k} \ln \mathcal{N}(x_t | \tilde{\mathbf{x}}_t^\top \theta_k, \tau_k^{-1}) \right] \right. \\
&\quad \left. - \ln \sum_{u \in \{0,1\}} \varrho_{t,s,s_u} \right\} \tag{46} \\
&= \sum_{s \in \mathcal{I}_{\max}} \sum_{u \in \{0,1\}} I\{s_u \preceq \mathbf{s}(\mathbf{u}_t)\} \left\{ \mathbb{E}_{q(\beta_s)}[\ln h(u|\beta_s, \xi_{s,t})] \right. \\
&\quad \left. + \mathbb{E}_{q(\mathbf{z}, T, \theta, \tau)} \left[I\{s_u \in \mathcal{L}_T\} \right. \right. \\
&\quad \left. \left. \times \sum_{k=1}^K z_{s_u, k} \ln \mathcal{N}(x_t | \tilde{\mathbf{x}}_t^\top \theta_k, \tau_k^{-1}) \right] \right\} \\
&\quad - \sum_{u \in \{0,1\}} I\{(s_\lambda)_u \preceq \mathbf{s}(\mathbf{u}_t)\} \ln \sum_{u \in \{0,1\}} \varrho_{t,s_\lambda, (s_\lambda)_u}, \tag{47}
\end{aligned}$$

where the last equality follows because $\ln \sum_{u \in \{0,1\}} \varrho_{t,s,s_u}$ are canceled for s except s_λ . Moreover, since

$$\begin{aligned}
& \sum_{u \in \{0,1\}} I\{(s_\lambda)_u \preceq \mathbf{s}(\mathbf{u}_t)\} \ln \sum_{\tilde{u} \in \{0,1\}} \varrho_{t,s_\lambda, (s_\lambda)_{\tilde{u}}} \\
&= \ln \sum_{\tilde{u} \in \{0,1\}} \varrho_{t,s_\lambda, (s_\lambda)_{\tilde{u}}}, \tag{48}
\end{aligned}$$

the last term of (47) is a constant independent of \mathbf{u}_t . Therefore, (47) and (44) are equal except for the constant term. Eq. (47) was obtained by equivalent transformation of (37), and (44) was obtained by equivalent transformation of (13). Thus, we have shown that (37) is an update formula for computing (13). ■

To describe Lemmas 2 and 3, we introduce the following definitions to simplify the notation:

$$q(s \preceq \mathbf{s}(\mathbf{u}_t)) := \mathbb{E}_{q(\mathbf{u}_t)}[I\{s \preceq \mathbf{s}(\mathbf{u}_t)\}], \quad (49)$$

$$\mathbf{Q}_s := \text{diag}\{q(s \preceq \mathbf{s}(\mathbf{u}_1)), q(s \preceq \mathbf{s}(\mathbf{u}_2)), \dots, q(s \preceq \mathbf{s}(\mathbf{u}_n))\}. \quad (50)$$

Lemma 2. *The posterior $q(\mathbf{z}, T)$ can be factorized as $q(T) \prod_{s \in \mathcal{L}_T} q(\mathbf{z}_s)$. The update formula of $q(\mathbf{z}_s)$ is given as*

$$q(\mathbf{z}_s) = \prod_{k=1}^K (\pi'_{s,k})^{z_{s,k}}, \quad (51)$$

where

$$\pi'_{s,k} := \frac{\rho_{s,k}}{\sum_{k=1}^K \rho_{s,k}} \quad (52)$$

and

$$\begin{aligned} \ln \rho_{s,k} &:= \mathbb{E}_{q(\boldsymbol{\pi})}[\ln \pi_k] \\ &+ \sum_{t=1}^n q(s \preceq \mathbf{s}(\mathbf{u}_t)) \mathbb{E}_{q(\boldsymbol{\theta}, \boldsymbol{\tau})}[\ln \mathcal{N}(x_t | \tilde{\mathbf{x}}_t^\top \boldsymbol{\theta}_k, \tau_k^{-1})]. \end{aligned} \quad (53)$$

Also, the update formula of $q(T)$ is given as

$$q(T) = \left(\prod_{s \in \mathcal{I}_T} g'_s \right) \left(\prod_{s \in \mathcal{L}_T} (1 - g'_s) \right), \quad (54)$$

where

$$g'_s := \begin{cases} \frac{g_s \prod_{s_{\text{ch}} \in \text{Ch}(s)} \phi_{s_{\text{ch}}}}{\phi_s}, & s \in \mathcal{I}_{\text{max}}, \\ 0, & s \in \mathcal{L}_{\text{max}}, \end{cases} \quad (55)$$

$$\phi_s := \begin{cases} (1 - g_s) \sum_{k=1}^K \rho_{s,k} + g_s \prod_{s_{\text{ch}} \in \text{Ch}(s)} \phi_{s_{\text{ch}}}, & s \in \mathcal{I}_{\text{max}}, \\ \sum_{k=1}^K \rho_{s,k}, & s \in \mathcal{L}_{\text{max}}. \end{cases} \quad (56)$$

Proof: Calculating the right-hand side of (14) and substituting (49), we obtain

$$\begin{aligned} \ln q(\mathbf{z}, T) &= \ln p(T) + \mathbb{E}_{q(\boldsymbol{\pi})}[\ln p(\mathbf{z} | \boldsymbol{\pi}, T)] \\ &+ \mathbb{E}_{q(\boldsymbol{\theta}, \boldsymbol{\tau})}[\ln p(\mathbf{x} | \mathbf{u}, \mathbf{z}, \boldsymbol{\theta}, \boldsymbol{\tau}, T)] + \text{const.} \end{aligned} \quad (57)$$

$$\begin{aligned} &= \sum_{s \in \mathcal{I}_T} \ln g_s + \sum_{s \in \mathcal{L}_T} \ln(1 - g_s) \\ &+ \sum_{s \in \mathcal{L}_T} \sum_{t=1}^n q(s \preceq \mathbf{s}(\mathbf{u}_t)) \sum_{k=1}^K z_{s,k} \left\{ \mathbb{E}_{q(\boldsymbol{\pi})}[\ln \pi_k] \right. \\ &\quad \left. + \mathbb{E}_{q(\boldsymbol{\theta}, \boldsymbol{\tau})}[\ln \mathcal{N}(x_t | \tilde{\mathbf{x}}_t^\top \boldsymbol{\theta}_k, \tau_k^{-1})] \right\} + \text{const.} \quad (58) \\ &= \sum_{s \in \mathcal{I}_T} \ln g_s + \sum_{s \in \mathcal{L}_T} \ln(1 - g_s) \end{aligned}$$

$$+ \sum_{s \in \mathcal{L}_T} \ln \sum_{k=1}^K \rho_{s,k} + \sum_{s \in \mathcal{L}_T} \sum_{k=1}^K z_{s,k} \ln \pi'_{s,k} + \text{const.}, \quad (59)$$

where $\rho_{s,k}$ and $\pi'_{s,k}$ are defined as in (53) and (52), respectively.

From (59), we see that $q(\mathbf{z}, T)$ can be factorized as

$$q(\mathbf{z}, T) = q(T) \prod_{s \in \mathcal{L}_T} q(\mathbf{z}_s), \quad (60)$$

and $q(\mathbf{z}_s)$ is given as

$$q(\mathbf{z}_s) = \prod_{k=1}^K (\pi'_{s,k})^{z_{s,k}}. \quad (61)$$

Furthermore, $q(T)$ corresponds to the posterior distribution when considering $(\prod_{s \in \mathcal{I}_T} g_s) (\prod_{s \in \mathcal{L}_T} (1 - g_s))$ as the prior distribution and $\prod_{s \in \mathcal{L}_T} \sum_{k=1}^K \rho_{s,k}$ as the likelihood function. From [21, Theorem 7], such posterior distribution can be represented as

$$q(T) = \left(\prod_{s \in \mathcal{I}_T} g'_s \right) \left(\prod_{s \in \mathcal{L}_T} (1 - g'_s) \right), \quad (62)$$

where g'_s is defined as in (55). ■

To describe Lemma 3, we introduce the following definition to simplify the notation:

$$q(s \in \mathcal{L}_T) := \mathbb{E}_{q(T)}[I\{s \in \mathcal{L}_T\}]. \quad (63)$$

Also, it should be noted that $\mathbb{E}_{q(\mathbf{z}_s)}[z_{s,k}] = \pi'_{s,k}$ holds because the $q(\mathbf{z}_s)$ is the categorical distribution with parameter π'_s .

Lemma 3. *The posterior $q(\boldsymbol{\theta}, \boldsymbol{\tau}, \boldsymbol{\pi}, \beta)$ can be factorized as $q(\boldsymbol{\pi}) \prod_{k=1}^K q(\boldsymbol{\theta}_k, \tau_k) \prod_{s \in \mathcal{I}_{\text{max}}} q(\beta_s)$. The update formula of $q(\boldsymbol{\pi})$ is given as*

$$q(\boldsymbol{\pi}) = \text{Dir}(\boldsymbol{\pi} | \boldsymbol{\alpha}'), \quad (64)$$

where each element of $\boldsymbol{\alpha}'$ is given as

$$\alpha'_k := \alpha_k + \sum_{s \in \mathcal{S}_{\text{max}}} q(s \in \mathcal{L}_T) \pi'_{s,k}. \quad (65)$$

Also, $q(\boldsymbol{\theta}_k, \tau_k)$ is given as

$$q(\boldsymbol{\theta}_k, \tau_k) = \mathcal{N}(\boldsymbol{\theta}_k | \boldsymbol{\mu}'_k, (\tau_k \boldsymbol{\Lambda}'_k)^{-1}) \text{Gam}(\tau_k | a'_k, b'_k), \quad (66)$$

where

$$\boldsymbol{\Lambda}'_k := \boldsymbol{\Lambda} + \sum_{s \in \mathcal{S}_{\text{max}}} q(s \in \mathcal{L}_T) \pi'_{s,k} \mathbf{X}^\top \mathbf{Q}_s \mathbf{X}, \quad (67)$$

$$\boldsymbol{\mu}'_k := (\boldsymbol{\Lambda}'_k)^{-1} \left(\boldsymbol{\Lambda} \boldsymbol{\mu} + \sum_{s \in \mathcal{S}_{\text{max}}} q(s \in \mathcal{L}_T) \pi'_{s,k} \mathbf{X}^\top \mathbf{Q}_s \mathbf{x} \right), \quad (68)$$

$$a'_k := a + \frac{1}{2} \sum_{s \in \mathcal{S}_{\text{max}}} q(s \in \mathcal{L}_T) \pi'_{s,k} \text{Tr}\{\mathbf{Q}_s\}, \quad (69)$$

$$\begin{aligned} b'_k &:= b + \frac{1}{2} \left(\boldsymbol{\mu}^\top \boldsymbol{\Lambda} \boldsymbol{\mu} + \sum_{s \in \mathcal{S}_{\text{max}}} q(s \in \mathcal{L}_T) \pi'_{s,k} \mathbf{x}^\top \mathbf{Q}_s \mathbf{x} \right. \\ &\quad \left. - (\boldsymbol{\mu}'_k)^\top \boldsymbol{\Lambda}'_k \boldsymbol{\mu}'_k \right). \end{aligned} \quad (70)$$

Lastly, $q(\beta_s)$ is given as

$$q(\beta_s) = \mathcal{N}(\beta_s | \eta'_s, (\mathbf{L}'_s)^{-1}), \quad (71)$$

where

$$\mathbf{L}'_s := \mathbf{L}_s + 2 \sum_{t=1}^n q(s \preceq \mathbf{s}(\mathbf{u}_t)) \lambda(\xi_{s,t}) \tilde{\mathbf{t}} \tilde{\mathbf{t}}^\top, \quad (72)$$

$$\eta'_s := (\mathbf{L}'_s)^{-1} \left(\mathbf{L}_s \eta_s + \sum_{t=1}^n q(s \preceq \mathbf{s}(\mathbf{u}_t)) \left(\varpi'_{t,s,s_1} - \frac{1}{2} \right) \tilde{\mathbf{t}} \right), \quad (73)$$

and the update formula of $\xi_{s,t}$ is

$$\xi_{s,t} = (\tilde{\mathbf{t}}^\top ((\mathbf{L}'_s)^{-1} + \eta'_s (\eta'_s)^\top) \tilde{\mathbf{t}})^{1/2}. \quad (74)$$

Proof: Calculating the right-hand side of (15), we obtain

$$\begin{aligned} \ln q(\boldsymbol{\theta}, \boldsymbol{\tau}, \boldsymbol{\pi}, \boldsymbol{\beta}) &= (\ln p(\boldsymbol{\pi}) + \mathbb{E}_{q(\mathbf{z})} [\ln p(\mathbf{z} | \boldsymbol{\pi}, T)]) \\ &\quad + (\ln p(\boldsymbol{\theta}, \boldsymbol{\tau}) + \mathbb{E}_{q(\mathbf{u}, \mathbf{z}, T)} [\ln p(\mathbf{x} | \mathbf{u}, \mathbf{z}, \boldsymbol{\theta}, \boldsymbol{\tau}, T)]) \\ &\quad + (\ln p(\boldsymbol{\beta}) + \mathbb{E}_{q(\mathbf{u})} [\ln h(\mathbf{u} | \boldsymbol{\beta}, \boldsymbol{\xi})]) + \text{const.} \end{aligned} \quad (75)$$

Therefore, $q(\boldsymbol{\theta}, \boldsymbol{\tau}, \boldsymbol{\pi}, \boldsymbol{\beta})$ can be factorized as $q(\boldsymbol{\pi})q(\boldsymbol{\theta}, \boldsymbol{\tau})q(\boldsymbol{\beta})$

For $q(\boldsymbol{\pi})$, substituting (63), we have

$$\begin{aligned} \ln q(\boldsymbol{\pi}) &= \ln \text{Dir}(\boldsymbol{\pi} | \boldsymbol{\alpha}) + \mathbb{E}_{q(\mathbf{z}, T)} \left[\sum_{s \in \mathcal{L}_T} \sum_{k=1}^K z_{s,k} \ln \pi_k \right] + \text{const.} \\ &\quad (76) \end{aligned}$$

$$\begin{aligned} &= \sum_{k=1}^K (\alpha_k - 1) \ln \pi_k \\ &\quad + \mathbb{E}_{q(T)} \left[\sum_{s \in \mathcal{S}_{\max}} I\{s \in \mathcal{L}_T\} \sum_{k=1}^K \pi'_{s,k} \ln \pi_k \right] + \text{const.} \\ &\quad (77) \end{aligned}$$

$$\begin{aligned} &= \sum_{k=1}^K (\alpha_k - 1) \ln \pi_k \\ &\quad + \sum_{s \in \mathcal{S}_{\max}} q(s \in \mathcal{L}_T) \sum_{k=1}^K \pi'_{s,k} \ln \pi_k + \text{const.} \end{aligned} \quad (78)$$

$$\begin{aligned} &= \sum_{k=1}^K \left(\alpha_k + \sum_{s \in \mathcal{S}_{\max}} q(s \in \mathcal{L}_T) \pi'_{s,k} - 1 \right) \ln \pi_k + \text{const.} \\ &\quad (79) \end{aligned}$$

Therefore, we obtain (64).

For $q(\boldsymbol{\theta}, \boldsymbol{\tau})$, using (49) and (63), we have

$$\begin{aligned} \ln q(\boldsymbol{\theta}, \boldsymbol{\tau}) &= \sum_{k=1}^K \ln \mathcal{N}(\boldsymbol{\theta}_k | \boldsymbol{\mu}, (\tau_k \boldsymbol{\Lambda})^{-1}) \text{Gam}(\tau_k | a, b) \\ &\quad + \mathbb{E}_{q(\mathbf{u}, \mathbf{z}, T)} \left[\sum_{t=1}^n \sum_{s \in \mathcal{L}_T} \sum_{k=1}^K z_{s,k} I\{s \preceq \mathbf{s}(\mathbf{u}_t)\} \right. \\ &\quad \left. \times \ln \mathcal{N}(x_t | \tilde{\mathbf{x}}_t^\top \boldsymbol{\theta}_k, \tau_k^{-1}) \right] + \text{const.} \end{aligned} \quad (80)$$

$$\begin{aligned} &= \sum_{k=1}^K \ln \mathcal{N}(\boldsymbol{\theta}_k | \boldsymbol{\mu}, (\tau_k \boldsymbol{\Lambda})^{-1}) \text{Gam}(\tau_k | a, b) \\ &\quad + \mathbb{E}_{q(\mathbf{u}, \mathbf{z}, T)} \left[\sum_{t=1}^n \sum_{s \in \mathcal{S}_{\max}} \sum_{k=1}^K z_{s,k} I\{s \preceq \mathbf{s}(\mathbf{u}_t)\} I\{s \in \mathcal{L}_T\} \right. \\ &\quad \left. \times \ln \mathcal{N}(x_t | \tilde{\mathbf{x}}_t^\top \boldsymbol{\theta}_k, \tau_k^{-1}) \right] + \text{const.} \end{aligned} \quad (81)$$

$$\begin{aligned} &= \sum_{k=1}^K \ln \mathcal{N}(\boldsymbol{\theta}_k | \boldsymbol{\mu}, (\tau_k \boldsymbol{\Lambda})^{-1}) \text{Gam}(\tau_k | a, b) \\ &\quad + \sum_{t=1}^n \sum_{s \in \mathcal{S}_{\max}} \sum_{k=1}^K \pi'_{s,k} q(s \preceq \mathbf{s}(\mathbf{u}_t)) q(s \in \mathcal{L}_T) \\ &\quad \times \ln \mathcal{N}(x_t | \tilde{\mathbf{x}}_t^\top \boldsymbol{\theta}_k, \tau_k^{-1}) + \text{const.} \end{aligned} \quad (82)$$

$$\begin{aligned} &= \sum_{k=1}^K \left\{ \ln \mathcal{N}(\boldsymbol{\theta}_k | \boldsymbol{\mu}, (\tau_k \boldsymbol{\Lambda})^{-1}) \text{Gam}(\tau_k | a, b) \right. \\ &\quad + \sum_{s \in \mathcal{S}_{\max}} \frac{1}{2} q(s \in \mathcal{L}_T) \pi'_{s,k} \left(\text{Tr}\{\mathbf{Q}_s\} \ln \tau_k \right. \\ &\quad \left. \left. - \tau_k (\mathbf{x} - \mathbf{X} \boldsymbol{\theta}_k)^\top \mathbf{Q}_s (\mathbf{x} - \mathbf{X} \boldsymbol{\theta}_k) \right) \right\} + \text{const.} \end{aligned} \quad (83)$$

Therefore, $q(\boldsymbol{\theta}, \boldsymbol{\tau})$ can be factorized as $\prod_{k=1}^K q(\boldsymbol{\theta}_k, \tau_k)$. For each $q(\boldsymbol{\theta}_k, \tau_k)$, by completing the square with respect to $\boldsymbol{\theta}_k$ and letting $\boldsymbol{\Lambda}'_k$, $\boldsymbol{\mu}'_k$, a'_k , and b'_k be defined as (67), (68), (69), and (70), respectively, we get (66).

For $q(\boldsymbol{\beta})$, substituting (4) and (11) and rearranging the terms, we have

$$\begin{aligned} \ln q(\boldsymbol{\beta}) &= \sum_{s \in \mathcal{I}_{\max}} \left\{ -\frac{1}{2} (\boldsymbol{\beta}_s - \boldsymbol{\eta}_s)^\top \mathbf{L}_s (\boldsymbol{\beta}_s - \boldsymbol{\eta}_s) \right. \\ &\quad + \sum_{t=1}^n \mathbb{E}_{q(\mathbf{u}_t)} \left[I\{s \preceq \mathbf{s}(\mathbf{u}_t)\} \left(\boldsymbol{\beta}_s^\top \tilde{\mathbf{t}} u_{t,d_s} - \frac{1}{2} (\boldsymbol{\beta}_s^\top \tilde{\mathbf{t}} + \xi_{s,t}) \right. \right. \\ &\quad \left. \left. - \lambda(\xi_{s,t}) ((\boldsymbol{\beta}_s^\top \tilde{\mathbf{t}})^2 - \xi_{s,t}^2) \right) \right] \right\} + \text{const.} \end{aligned} \quad (84)$$

By completing the square with respect to $\boldsymbol{\beta}_s$, we obtain (71). Also, (74) follows from the same argument as in (10.161)–(10.163) in [40]. ■

Lemma 4. *The expectations in Lemmas 1, 2, and 3 can be calculated as follows.*

$$\mathbb{E}_{q(\mathbf{u}_t)}[I\{s \preceq \mathbf{s}(\mathbf{u}_t)\}] = \prod_{s', s'_{\text{ch}} \preceq s} \varpi'_{t, s', s'_{\text{ch}}}, \quad (85)$$

$$\mathbb{E}_{q(T)}[I\{s \in \mathcal{L}_T\}] = (1 - g'_s) \prod_{s' \prec s} g'_{s'}, \quad (86)$$

$$\begin{aligned} \mathbb{E}_{q(\beta_s)}[\ln h(u|\beta_s, \xi_{s,t})] \\ = \ln \sigma(\xi_{s,t}) + (\boldsymbol{\eta}'_s)^\top \tilde{\mathbf{t}}_u - \frac{1}{2} ((\boldsymbol{\eta}'_s)^\top \tilde{\mathbf{t}} + \xi_{s,t}) \\ - \lambda(\xi_{s,t}) \left(\tilde{\mathbf{t}}^\top (\boldsymbol{\eta}'_s (\boldsymbol{\eta}'_s)^\top + (\mathbf{L}'_s)^{-1}) \tilde{\mathbf{t}} - (\xi_{s,t})^2 \right), \end{aligned} \quad (87)$$

$$\begin{aligned} \mathbb{E}_{q(\mathbf{z}, T, \boldsymbol{\theta}, \boldsymbol{\tau})} \left[I\{s_u \in \mathcal{L}_T\} \sum_{k=1}^K z_{s_u, k} \ln \mathcal{N}(x_t | \tilde{\mathbf{x}}_t^\top \boldsymbol{\theta}_k, \tau_k^{-1}) \right] \\ = \frac{1}{2} (1 - g'_{s_u}) \left(\prod_{s \prec s_u} g'_s \right) \sum_{k=1}^K \pi'_{s_u, k} \\ \times \left\{ -\ln 2\pi + \psi(a'_k) - \ln b'_k \right. \\ \left. - \frac{a'_k}{b'_k} (x_t - \tilde{\mathbf{x}}_t^\top \boldsymbol{\mu}'_k)^2 - \tilde{\mathbf{x}}_t^\top (\boldsymbol{\Lambda}'_k)^{-1} \tilde{\mathbf{x}}_t \right\}, \end{aligned} \quad (88)$$

$$\mathbb{E}_{q(\boldsymbol{\pi})}[\ln \pi_k] = \psi(\alpha'_k) - \psi \left(\sum_{k=1}^K \alpha'_k \right), \quad (89)$$

$$\begin{aligned} \sum_{t=1}^n q(s \preceq \mathbf{s}(\mathbf{u}_t)) \mathbb{E}_{q(\boldsymbol{\theta}, \boldsymbol{\tau})}[\ln \mathcal{N}(x_t | \tilde{\mathbf{x}}_t^\top \boldsymbol{\theta}_k, \tau_k^{-1})] \\ = \frac{1}{2} \text{Tr}\{\mathbf{Q}_s\} (-\ln 2\pi + \psi(a'_k) - \ln b'_k) \\ - \frac{a'_k}{2b'_k} (\mathbf{x} - \mathbf{X} \boldsymbol{\mu}'_k)^\top \mathbf{Q}_s (\mathbf{x} - \mathbf{X} \boldsymbol{\mu}'_k) \\ - \frac{1}{2} \text{Tr}\{\mathbf{X}^\top \mathbf{Q}_s \mathbf{X} (\boldsymbol{\Lambda}'_k)^{-1}\}. \end{aligned} \quad (90)$$

Proof: First, we calculate $\mathbb{E}_{q(\mathbf{u}_t)}[I\{s \preceq \mathbf{s}(\mathbf{u}_t)\}]$, which is also denoted as $q(s \preceq \mathbf{s}(\mathbf{u}_t))$ in Appendix or $q_{s,t}$ in the main article. Qualitatively, $\varpi'_{t, s', s'_{\text{ch}}}$ in $q(\mathbf{u}_t)$ denotes the probability that the path going through s' takes the branch to s'_{ch} . Since $\mathbb{E}_{q(\mathbf{u}_t)}[I\{s \preceq \mathbf{s}(\mathbf{u}_t)\}]$ denotes the probability that $\mathbf{s}(\mathbf{u}_t)$ is in the descendant nodes of s , it can be calculated as the product of $\varpi'_{t, s', s'_{\text{ch}}}$ for all the pair of (s', s'_{ch}) on the path from s_λ to s . Thus, (85) holds.

Next, the expectation $\mathbb{E}_{q(T)}[I\{s \in \mathcal{L}_T\}]$, which is also denoted as $q(s \in \mathcal{L}_T)$, is given as (86) from [21, Theorem 2].

For $\mathbb{E}_{q(\beta_s)}[\ln h(u|\beta_s, \xi_{s,t})]$, since $q(\beta_s)$ is the normal distribution $\mathcal{N}(\beta_s | \boldsymbol{\eta}'_s, (\mathbf{L}'_s)^{-1})$, (87) straightforwardly holds by using the properties of the mean vector $\boldsymbol{\eta}'_s = \mathbb{E}_{q(\beta_s)}[\beta_s]$ and the covariance matrix $(\mathbf{L}'_s)^{-1} = \mathbb{E}_{q(\beta_s)}[\beta_s \beta_s^\top] - \boldsymbol{\eta}'_s (\boldsymbol{\eta}'_s)^\top$.

For (88), substituting (86) and the expectation of the categorical distribution $\mathbb{E}_{q(\mathbf{z}_s)}[z_{s,k}] = \pi'_{s,k}$, we have

$$\mathbb{E}_{q(\mathbf{z}, T, \boldsymbol{\theta}, \boldsymbol{\tau})} \left[I\{s_u \in \mathcal{L}_T\} \sum_{k=1}^K z_{s_u, k} \ln \mathcal{N}(x_t | \tilde{\mathbf{x}}_t^\top \boldsymbol{\theta}_k, \tau_k^{-1}) \right]$$

$$= (1 - g'_{s_u}) \left(\prod_{s \prec s_u} g'_s \right) \sum_{k=1}^K \pi'_{s_u, k} \times \mathbb{E}_{q(\boldsymbol{\theta}_k, \tau_k)} [\ln \mathcal{N}(x_t | \tilde{\mathbf{x}}_t^\top \boldsymbol{\theta}_k, \tau_k^{-1})]. \quad (91)$$

Further, since $q(\tau_k)$ is the gamma distribution $\text{Gam}(\tau_k | a'_k, b'_k)$, $\mathbb{E}_{q(\tau_k)}[\tau_k] = \frac{a'_k}{b'_k}$ and $\mathbb{E}_{q(\tau_k)}[\ln \tau_k] = \psi(a'_k) - \ln b'_k$ hold. Moreover, since $q(\boldsymbol{\theta}_k | \tau_k)$ is the normal distribution with mean $\boldsymbol{\mu}'_k$ and covariance matrix $(\tau_k \boldsymbol{\Lambda}'_k)^{-1}$, we have $\boldsymbol{\mu}'_k = \mathbb{E}_{q(\boldsymbol{\theta}_k | \tau_k)}[\boldsymbol{\theta}_k]$ and $(\tau_k \boldsymbol{\Lambda}'_k)^{-1} = \mathbb{E}_{q(\boldsymbol{\theta}_k | \tau_k)}[\boldsymbol{\theta}_k \boldsymbol{\theta}_k^\top] - \boldsymbol{\mu}'_k (\boldsymbol{\mu}'_k)^\top$. Therefore, we obtain

$$\begin{aligned} \mathbb{E}_{q(\boldsymbol{\theta}_k, \tau_k)}[\ln \mathcal{N}(x_t | \tilde{\mathbf{x}}_t^\top \boldsymbol{\theta}_k, \tau_k^{-1})] \\ = \frac{1}{2} \left\{ -\ln 2\pi + \psi(a'_k) - \ln b'_k \right. \\ \left. - \frac{a'_k}{b'_k} (x_t - \tilde{\mathbf{x}}_t^\top \boldsymbol{\mu}'_k)^2 - \tilde{\mathbf{x}}_t^\top (\boldsymbol{\Lambda}'_k)^{-1} \tilde{\mathbf{x}}_t \right\}. \end{aligned} \quad (92)$$

Consequently, (88) holds.

Equation (89) is a well known property of the Dirichlet distribution. Lastly, using (50) and (92), and representing the sum with respect to t as matrix products, we obtain (90). ■