

RayRoPE: Projective Ray Positional Encoding for Multi-view Attention

Yu Wu¹, Minsik Jeon¹, Jen-Hao Rick Chang², Oncel Tuzel², Shubham Tulsiani¹

¹Carnegie Mellon University, ²Apple

{yuwu3, minsikj, stulsian}@andrew.cmu.edu, {jenhao.chang, otuzel}@apple.com

Project Page: <https://rayrope.github.io/>

Abstract

We study positional encodings for multi-view transformers that process tokens from a set of posed input images, and seek a mechanism that encodes patches uniquely, allows $SE(3)$ -invariant attention with multi-frequency similarity, and can be adaptive to the geometry of the underlying scene. We find that prior (absolute or relative) encoding schemes for multi-view attention do not meet the above desiderata, and present RayRoPE to address this gap. RayRoPE represents patch positions based on associated rays but leverages a predicted point along the ray instead of the direction for a geometry-aware encoding. To achieve $SE(3)$ invariance, RayRoPE computes query-frame projective coordinates for computing multi-frequency similarity. Lastly, as the ‘predicted’ 3D point along a ray may not be precise, RayRoPE presents a mechanism to analytically compute the expected position encoding under uncertainty. We validate RayRoPE on the tasks of novel-view synthesis and stereo depth estimation and show that it consistently improves over alternate position encoding schemes (e.g. 15% relative improvement on LPIPS in CO3D). We also show that RayRoPE can seamlessly incorporate RGB-D input, resulting in even larger gains over alternatives that cannot positionally encode this information.

1. Introduction

Vision transformers have become ubiquitous [3, 7, 26, 33] in image processing applications. At their core is a simple but general computation mechanism where image patches are encoded as ‘tokens’ and update their representations by ‘attending’ to one-another [40]. This attention operation does not natively account for the ‘position’ of the input tokens (e.g. whether a patch was in top-left vs bottom-right) and it is thus typical to additionally leverage a ‘position encoding’ to impart this information. When the tokens correspond to patches from a single image, the pixel space serves as a natural coordinate system, and we define position encodings as a function of the 2D patch position. However,

such an encoding is not always applicable e.g. for tasks such as novel-view synthesis or multi-view stereo, tokens can originate from *different* images and cannot be associated with a simple ‘2D’ position. In this work, we consider the setting of such *multi-view* vision transformers and ask ‘how should we define position encodings for tokens corresponding to patches from a set of posed images?’.

We seek to formulate a mechanism with the following properties – **a) $SE(3)$ invariance**: the attention operation should only depend on *relative* cameras and not a global coordinate system, **b) uniqueness**: if the same patch is viewed across different images (e.g. overlapping crops of a panorama), the position of the corresponding tokens should be the same, **c) geometry-adaptiveness**: position encodings can vary with underlying scene geometry e.g. if different patches ‘see’ the same corresponding 3D point, their positions should be more similar than if the same patches see different 3D points, and **d) multi-frequency similarity**: as typical for 1D and 2D position encodings [20], a multi-view position encoding should also compute similarity in attention at various ‘frequencies’. While we are certainly not the first to consider the question of designing position encodings for multi-view transformers [1, 9, 22], current formulations [18, 19, 24] do not meet the above desiderata. In particular, these methods define position encodings via image coordinates and camera matrices, and while they ensure $SE(3)$ invariance, they do not represent patches uniquely, encode positions independently of (known or estimated) scene geometry, and do not leverage the camera information in a ‘multi-frequency’ manner.

We present a formulation, RayRoPE, that leverages the ray(s) corresponding to each patch to define the position embeddings for multi-view transformers. While this directly leads to unique, multi-frequency encodings, these are not $SE(3)$ invariant and make the attention depend on a (arbitrary) global coordinate system. RayRoPE overcomes this by instead using *relative* ray positions for attention – transforming them to the (projective) coordinate associated with the query token’s camera. Additionally, instead of parameterizing rays with their origin and direction (equiva-

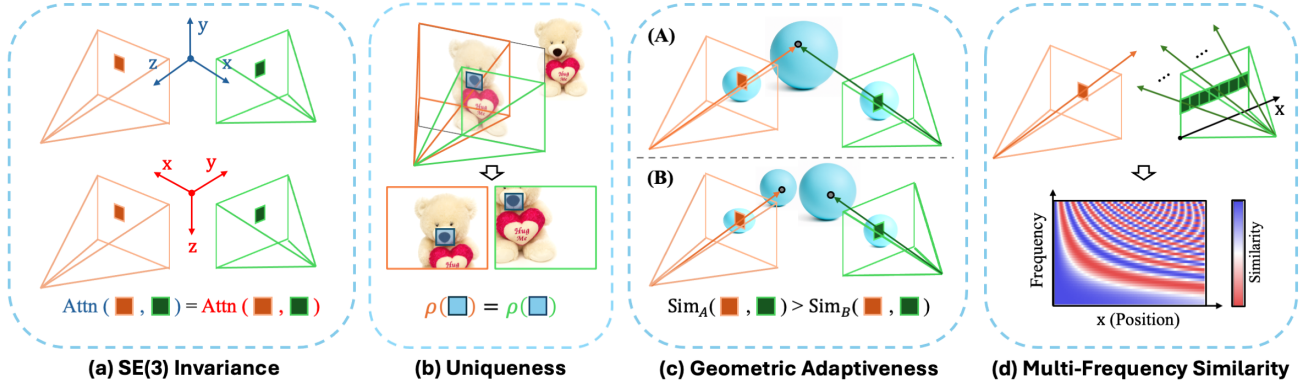


Figure 1. **Desiderata for a Multi-View Position Encoding.** We seek the following properties for position encoding for multi-view attention: **(a)** The attention output should be invariant to the choice of global coordinate, namely $SE(3)$ invariance. **(b)** The positional encoding of tokens that correspond to the same patch observed across different images should be the same. **(c)** The positional encoding can vary with the underlying scene geometry *e.g.* allowing a higher similarity when patches see a common 3D point compared to when they don't. **(d)** Analogous to common 1D and 2D encodings, aspects of the positional encoding should vary at different frequencies, thus allowing a multi-frequency similarity computation.

lently a point at infinity), RayRoPE replaces the latter by letting each token *predict* (without any direct supervision) a point along the ray to encode its position – thus allowing the embedding to vary based on the underlying geometry. We also formulate a mechanism to efficiently incorporate uncertainty in the predicted depths along a ray, introducing an analytical solution to compute the ‘expected’ position encoding across frequencies. Finally, we show that RayRoPE can be readily applied to scenarios where the geometry is known (*e.g.* RGB-D input) – by replacing the predicted point for each token by the observed one.

We validate RayRoPE on the tasks of novel-view synthesis and stereo depth estimation. We integrate our position encoding scheme into prior methods that leverage multi-view transformers for reference-conditioned target view prediction [15] or per-image depth estimation [43], and show that RayRoPE outperforms all prior (relative and absolute) position encodings. We find that RayRoPE’s ‘depth prediction’ in the attention mechanism allows geometry to emerge without direct supervision, and also show that RayRoPE can effectively integrate known geometry at inference (*e.g.* RGB-D reference views in novel view synthesis).

2. Related Work

Positional Encodings in Transformers. The attention mechanism is inherently permutation-invariant, treating their input tokens as an unordered set [40]. To recover structural information, they require explicit positional encodings as conditions. Early approaches [3, 6, 7, 16, 26, 30] relied on absolute positional encodings (APE), which add or concatenate fixed or learned positional embeddings to token representations. More recently, the community

shifted toward relative positional encodings (RPE), which model the relative positions between token pairs by modifying the attention mechanism. This includes additive attention biases [25, 27, 32] and rotary positional encodings (RoPE) [35], which rotate query and key vectors in a position-dependent manner. RoPE confers translational invariance to transformer architectures and has progressively become the standard positional encoding approach adopted in the leading models across diverse domains [10, 11, 17, 21, 27, 31, 38]. We propose a RoPE-based positional encoding tailored for multi-view transformers, designed to encode spatial relationships in a manner invariant to arbitrary rigid transformations of the global coordinate system.

Multi-view Transformers. Multi-view transformers have emerged as a powerful framework driving progress across a wide range of 3D vision tasks, such as novel view synthesis [1, 8, 9, 13, 15, 36, 47] and 3D scene understanding [12, 14, 49]. These models take as input a set of posed images, where the key challenge is to encode the spatial relationships of image patches across views. Existing approaches typically represent camera information as rays [8, 9, 15] or camera matrices [22] and concatenate them with input features, analogous to absolute positional encodings (APE). However, this encoding is not $SE(3)$ invariant, and our work develops a better alternative.

Relative Positional Encodings in 3D. Closest to our work are relative positional encodings based on camera poses [18, 19, 23, 24, 41, 45]. Designed for multi-view transformers, these methods transform attention features using camera pose matrices and ensure invariance to the choice of global coordinate system (see Sec. 3.2). De-

spite their effectiveness, they cannot adapt to scene geometry or support multi-frequency similarity as in standard RoPE. While [19, 24] alleviate this by incorporating standard RoPE on patch indices, such a design breaks uniqueness and is not geometrically grounded across views. In comparison, we propose a ray-based relative positional encoding that naturally supports frequency modulation, ensures uniqueness, and can adapt to the geometry of the underlying 3D scene being observed. Concurrent work [2] augments standard RoPE with depth, but its generalizability to multi-view attention is not explored.

3. Preliminaries: Positional Encodings

We consider the attention mechanism operating on a set of token features $\{\tau_i\}_{i=1}^L$. We use $\mathbf{q}_i, \mathbf{k}_i, \mathbf{v}_i \in \mathbb{R}^D$ to denote the corresponding query, key, and value feature of token τ_i . Consider a query token τ_i that attends to a set of tokens $\{\tau_j\}$, the output of attention on token τ_i can be written as:

$$\mathbf{o}_i = \text{Attn}(\mathbf{q}_i, \{\mathbf{k}_j, \mathbf{v}_j\}) = \frac{\sum_j \exp(\mathbf{q}_i^\top \mathbf{k}_j) \mathbf{v}_j}{\sum_j \exp(\mathbf{q}_i^\top \mathbf{k}_j)} \quad (1)$$

The pairwise nature of attention allows the design of relative positional encodings that provide certain invariance properties. In the following sections, we review the standard Rotary Position Embeddings (RoPE) (Sec. 3.1) for translational invariance and recent camera-based relative positional encodings (Sec. 3.2) for $SE(3)$ invariance. We then analyze the limitations of these approaches (Sec. 3.3).

3.1. Rotary Positional Encoding

RoPE was initially proposed to encode the 1D positions x_i in language models by transforming features with a series of $SO(2)$ rotations at various frequencies. We use \oplus to denote matrix concatenation along the diagonal. RoPE encodes a position x as a $D \times D$ matrix:

$$\rho_D(x) \equiv \oplus_{f=1}^{D/2} \rho_2(\omega_f x) \equiv \oplus_{f=1}^{D/2} e^{i\omega_f x} \quad (2)$$

where we denote 2×2 rotational matrices with $e^{i\omega x}$ for notational simplicity. $\{\omega_f\}_{f=1}^{D/2}$ is a set of predefined rotational frequencies. RoPE encoding is used to transform query and key features, yielding $\rho(x_i)\mathbf{q}_i, \rho(x_j)\mathbf{k}_j$. The resulting attention score between any two tokens only depends on the relative position $x_j - x_i$, making the attention invariant to translations of positions. By rotating different channels of features at various frequencies, the model can learn to reason about the positional information at different scales (see Fig. 1 (d)). For a general position $\mathbf{x} \in \mathbb{R}^C$ that is C -dimensional, it is straightforward to extend RoPE:

$$\rho_D(\mathbf{x}) \equiv \oplus_{f=1}^{D/2C} \oplus_{c=1}^C e^{i\omega_f x_c} \quad (3)$$

This is commonly used for the pixel indices (u, v) in vision transformers [3, 11, 28, 33] and the three-dimensional positions (u, v, t) in video transformers [17, 44]. For multiview transformers, while it is possible to directly apply RoPE to positions in 3D (such as raymaps), the relative positions will depend on the rotation of the global coordinate frame, leading to suboptimal performance (See Sec. 5.1).

3.2. Camera-Based Relative Positional Encoding

Instead of using $SO(2)$ encodings, **CaPE** [18] encodes the camera position using the camera extrinsics $T \in \mathbb{R}^{4 \times 4}$. The corresponding $D \times D$ encoding is computed by repeating T along the diagonal, denoted as $E_i^{\text{cape}} = \oplus_{n=1}^{D/4} T_i$. The resulting attention score only conditions on the relative poses $T_i T_j^{-1}$, which is independent of the choice of global coordinate frame, making the transformer model $SE(3)$ invariant. However, the camera-based encoding used in CaPE cannot support multi-frequency similarities, limiting the model’s ability to reason about high-frequency details. **GTA**[24] compensates for that by incorporating standard RoPE on image patch indices into position. A patch position is represented by $\mathbf{x} = (T, u, v)$ and the corresponding encoding is a concatenation of CaPE and standard 2D RoPE:

$$E_i^{\text{gta}} = E^{\text{gta}}(\mathbf{x}_i) \equiv (\oplus_{n=1}^{D/8} T_i) \oplus \rho_{\frac{D}{2}}(u_i, v_i) \quad (4)$$

In addition to applying encodings to query and key features, **GTA** also applies encodings to value and output features. **PRoPE** [19] further improves **GTA** by replacing the camera extrinsics T with the full projection matrix $P = KT \in \mathbb{R}^{4 \times 4}$ (where the intrinsics K are lifted to 4×4). This enables the model to also reason about the camera intrinsics.

3.3. Limitations of Existing Methods

In Fig. 1, we illustrate four desirable properties for positional encodings in multiview transformers: **(1)** $SE(3)$ invariance, **(2)** uniqueness, **(3)** geometry-adaptiveness, and **(4)** multi-frequency similarity. While standard RoPE supports multi-frequency encoding, it is not $SE(3)$ invariant. The camera-based relative encodings [18, 19, 24] satisfy $SE(3)$ invariance, but cannot perform multi-frequency encodings. **GTA** and **PRoPE** compensate for this by including the standard 2D RoPE based on patch indices (u, v) . This hybrid design, however, still does not incorporate frequencies for the camera and also breaks the uniqueness property. As illustrated in Fig. 1 (d), if the same image patch is viewed across different overlapping images, its patch indices (u, v) will change, resulting in a different positional encoding. Furthermore, these prior methods lack explicit geometry-adaptiveness, and the computed encodings cannot vary with the underlying 3D scene structure (Fig. 1 (c)).

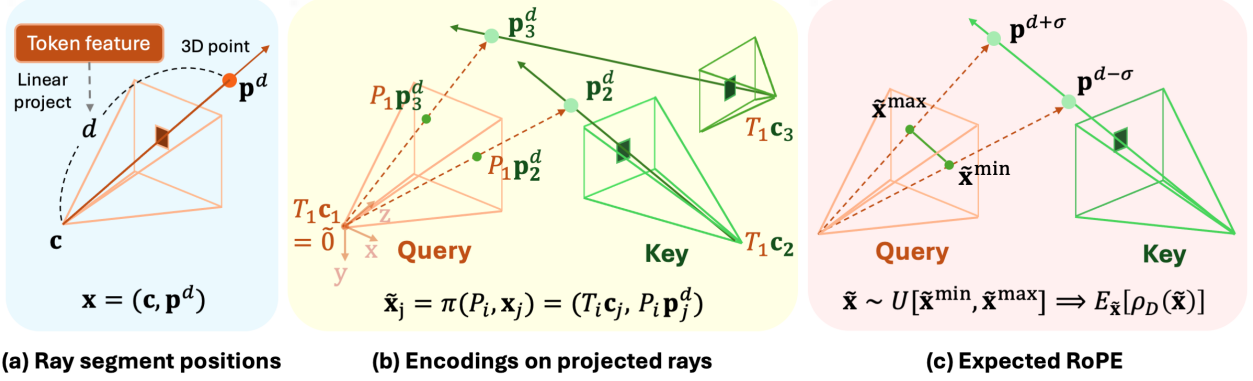


Figure 2. **Overview of RayRoPE.** (a) We encode image patch position as a ray segment $\mathbf{x} = (\mathbf{c}, \mathbf{p}^d)$, where \mathbf{c} is the camera center and \mathbf{p}^d is the point at depth d along the ray r . We use a linear layer to allow each token to predict the depth d along the ray, thus enabling RayRoPE to adapt to the scene geometry. (b) To ensure $SE(3)$ invariance, we compute the positional encodings using ray positions projected to the query camera frame with $P_i = K_i T_i$, yielding $\tilde{\mathbf{x}}_j = \pi(P_i, \mathbf{x}_j)$. (c) To model the uncertainty in depth prediction, we also predict an uncertainty σ , yielding an estimated range between $\mathbf{p}^{d-\sigma}$ and $\mathbf{p}^{d+\sigma}$, and use an analytically computed expected position encoding for the corresponding token.

4. RayRoPE

Towards designing a method satisfying all the desirable properties shown in Fig. 1, we propose RayRoPE, a relative positional encoding satisfying all four desiderata introduced previously for multi-view attention. We begin by defining a ray-based position representation (Sec. 4.1), and formulate relative encoding via projection onto the query frame (Sec. 4.2). We then introduce expected RoPE encoding to address 3D ambiguity (Sec. 4.3), and finally show how RayRoPE extends to inputs with known depths (Sec. 4.4).

4.1. Image Patch as Ray Segments

A common way to represent a patch position in 3D is to use the ray starting from the camera center and passing through the patch center, parameterized by the camera center \mathbf{c} and ray direction \mathbf{r} . This representation inherently satisfies the uniqueness property. However, it cannot adapt to the geometry of the observed scene, as it is unaware of the depth to the 3D point being intersected by the ray.

To address this limitation, we generalize the above representation to $(\mathbf{c}, \mathbf{p}^d)$, where \mathbf{p}^d is the point at depth d along the ray. Under homogeneous coordinates, \mathbf{r} is equivalent to \mathbf{p}^∞ . To better capture the (typically unknown) 3D scene geometry, we make the model estimate the depth d of the 3D point intersected by the ray, and define our position representation as a ray segment $\mathbf{x} = (\mathbf{c}, \mathbf{p}^d)$ in homogeneous coordinates in the global frame (see Fig. 2 (a)).

Specifically, we add a single linear layer to each attention layer to predict the depth d . The depth is estimated per-layer; each attention layer now projects input features $\{\tau_i\}$ to compute a depth for each token, which is used to compute the ray encodings. These layers are jointly learned with the model *without any additional supervision*. In practice, we

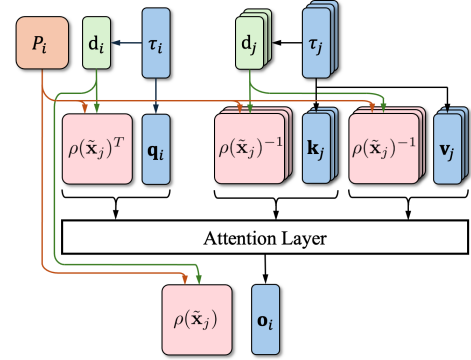


Figure 3. **Applying RayRoPE to the Attention Layer.** We apply a linear layer on features τ to predict a per-token depth, which is used to compute ray segments. When a query token τ_i attends to a set of key tokens $\{\tau_j\}$, we compute positional encoding ρ_D by projecting rays with query camera P_i . We apply the RayRoPE encoding to \mathbf{q} , \mathbf{k} , \mathbf{v} and \mathbf{o} features.

encode each patch with 3 rays passing through 3 corners of the patch instead of 1 ray to fully encode the patch orientation, but for conciseness we assume one ray per patch in the subsequent discussion.

4.2. Relative Encodings in Query Frame

The ray representation defined above is in the global coordinate frame. To ensure $SE(3)$ invariance, we compute RayRoPE encodings in each query token’s local frame, as illustrated by Fig. 2 (b). We first define a projective operator that project global rays onto query camera’s frame. We then apply standard RoPE to the projected rays in query frame to support both invariance and multi-frequency similarity.

Projection onto Query Camera Given the query camera matrix $P_i = K_i T_i = K_i [R_i | \mathbf{t}_i] \in \mathbb{R}^{3 \times 4}$ and an arbitrary ray $(\mathbf{c}, \mathbf{p}^d)$, we define the projected ray as:

$$\tilde{\mathbf{x}} = \pi(P_i, \mathbf{x}) = (T_i \mathbf{c}, P_i \mathbf{p}^d) \quad (5)$$

where $T_i \mathbf{c} = [x, y, z]^\top$ is the 3D camera center transformed into the query frame. $P_i \mathbf{p}^d = [ud', vd', d']^\top$ is the projection of the 3D point \mathbf{p}^d onto query camera. We represent it as pixel coordinate (u, v) and disparity $1/d'$. In this way, we can compactly represent a projected ray $\tilde{\mathbf{x}}$ as a 6D vector.

Encodings. Given the projected rays, we apply RoPE (Eq.3) with multi-frequency similarities. For a fixed query camera P_i , we define the RayRoPE encoding as $\rho_D(\tilde{\mathbf{x}}) = \rho_D(\pi(P_i, \mathbf{x}))$. Similar to GTA, we apply our encodings to query, key, value, and output features (See Fig. 3):

$$\text{Attn}^{\text{ours}}(\mathbf{q}_i, \{\mathbf{k}_j, \mathbf{v}_j\}) = \rho_D(\tilde{\mathbf{x}}_i) \text{Attn}(\rho_D(\tilde{\mathbf{x}}_i)^\top \mathbf{q}_i, \{\rho_D(\tilde{\mathbf{x}}_j)^{-1} \mathbf{k}_j, \rho_D(\tilde{\mathbf{x}}_j)^{-1} \mathbf{v}_j\}) \quad (6)$$

We can show that the above attention expands to the form:

$$\frac{\sum_j \exp(q_i^\top \rho_D(\tilde{\mathbf{x}}_i - \tilde{\mathbf{x}}_j) k_j) \rho_D(\tilde{\mathbf{x}}_i - \tilde{\mathbf{x}}_j) v_j}{\sum_j \exp(q_i^\top \rho_D(\tilde{\mathbf{x}}_i - \tilde{\mathbf{x}}_j) k_j)} \quad (7)$$

which is only dependent to the relative positions $\tilde{\mathbf{x}}_i - \tilde{\mathbf{x}}_j$ in query frame, ensuring the $SE(3)$ invariance. RayRoPE encoding is coupled with query camera, so we can efficiently apply encodings and perform attention for each query camera (see Appendix A.1 for details).

4.3. Modeling Uncertainty via Expected RoPE

RayRoPE position representation relies on the predicted depth along the rays (Sec. 4.1). This prediction is only an approximation, and can lead to noisy RoPE encoding, especially for the components where the frequency ω is high. To alleviate this issue, we predict an uncertainty value σ along with each depth d . As shown in Fig. 2 (c), this yields a ray segment bounded by two points: $\mathbf{x}^{\min} = (\mathbf{c}, \mathbf{p}^{d-\sigma})$, $\mathbf{x}^{\max} = (\mathbf{c}, \mathbf{p}^{d+\sigma})$. Instead of using RoPE on a single position, we propose an expected RoPE encoding $\mathbb{E}_{\tilde{\mathbf{x}}}[\rho_D(\tilde{\mathbf{x}})]$, assuming projected position $\tilde{\mathbf{x}}$ follows a uniform distribution ranging from $\tilde{\mathbf{x}}^{\min}$ to $\tilde{\mathbf{x}}^{\max}$:

$$\mathbb{E}_{\tilde{\mathbf{x}}}[\rho_D(\tilde{\mathbf{x}})] = \oplus_{f=1}^{D/2C} \oplus_{c=1}^C \mathbb{E}_{x_c}[e^{i\omega_f x_c}] \quad (8)$$

For each component of the ray position $x_c \sim U(x^{\min}, x^{\max})$, we can analytically compute its expected $SO(2)$ rotation by the equation below (see Appendix A.1 for details):

$$\mathbb{E}_{x_c}[e^{i\omega x_c}] = \frac{\int_{x^{\min}}^{x^{\max}} e^{i\omega x_c} dx_c}{x^{\max} - x^{\min}} = \frac{e^{i\omega x^{\max}} - e^{i\omega x^{\min}}}{i\omega(x^{\max} - x^{\min})} \quad (9)$$

For deterministic components (e.g., camera centers) where $x^{\min} = x^{\max}$, the expectation reduces to regular RoPE. For positions with larger uncertainty, the expected rotation is ‘smoothed out’ as $x^{\max} - x^{\min}$ increases. The expected RoPE naturally maintains the relative positions when multiplied in attention (assuming positions are independent):

$$\mathbb{E}_{\tilde{\mathbf{x}}_i}[\rho_D(\tilde{\mathbf{x}}_i)] \mathbb{E}_{\tilde{\mathbf{x}}_j}[\rho_D(\tilde{\mathbf{x}}_j)]^{-1} = \mathbb{E}_{\tilde{\mathbf{x}}_i, \tilde{\mathbf{x}}_j}[\rho_D(\tilde{\mathbf{x}}_i - \tilde{\mathbf{x}}_j)] \quad (10)$$

By modeling uncertainty with expected RoPE, we can produce stable yet geometrically-aware encodings even when predicted depths are approximate.

4.4. Extension to Known Depths

RayRoPE naturally extends to multiview transformers that take known depth maps for certain views as inputs: for example, novel-view synthesis (NVS) where the input images and depths are given. Let d^{known} be the known depth at the pixel intersecting with the ray being encoded. For tokens with known depth available, we can simply replace the predicted depths d with d^{known} and set the uncertainty σ to 0, while continue using predicted depth for views without known depth (such as target views in NVS). In comparison, previous camera-based RPE methods cannot easily incorporate depth information at the attention level.

5. Experiments

We experimentally verify the effectiveness of RayRoPE on two 3D vision tasks: novel-view synthesis (NVS) and stereo depth estimation. We first focus on NVS by integrating our method into the LVSM [15] framework (Sec. 5.1), benchmarking it against state-of-the-art positional encodings across three datasets. We then extend our evaluation to stereo depth estimation (Sec. 5.2), showing that RayRoPE can be seamlessly incorporated to the UniMatch [43] model to enhance geometric accuracy. Finally, we provide a detailed analysis on RayRoPE’s internal behavior (Sec. 5.3), including ablations on the key design choices and investigations in the depth-uncertainty prediction.

5.1. Novel-View Synthesis

Setup. We verify RayRoPE on the task of novel view synthesis (NVS) by applying it to LVSM [15], a state-of-the-art view synthesis model. We adopt the decoder-only architecture, which performs self-attention on all (reference and target) views. The models take two posed input views and the target camera pose, where all poses are normalized to the first camera’s frame. Following the experimental setup similar to that of PRoPE [19], we train a down-sized LVSM variant (with $\sim 47\text{M}$ parameters) from scratch with different positional encoding methods. We evaluate performance using the PSNR, LPIPS, and SSIM between synthesized views and ground-truth views. We train and evaluate models separately on three datasets: CO3D [29], Objaverse [5],

Method	CO3D [29]			Objaverse [5]			RE10K [48]		
	PSNR↑	LPIPS↓	SSIM↑	PSNR↑	LPIPS↓	SSIM↑	PSNR↑	LPIPS↓	SSIM↑
Plucker raymap [15]	16.54	0.673	0.538	19.98	0.273	0.844	22.91	0.157	0.726
RoPE on rays	16.85	0.589	0.549	22.17	0.117	0.902	24.41	0.113	0.783
GTA [24]	16.50	0.602	0.544	21.87	0.134	0.891	24.38	0.123	0.777
PRoPE [19]	17.49	0.539	0.563	22.16	0.123	0.896	24.40	0.114	0.782
RayRoPE	18.40	0.461	0.592	22.42	0.110	0.905	24.42	0.113	0.783

Table 1. **Comparison on novel-view synthesis.** On the LVSM [15] model, RayRoPE outperforms all baseline positional encoding methods across three datasets. For more challenging datasets with larger camera variations, RayRoPE achieves larger improvements over baselines.

and RealEstate10K (RE10K) [48], listed in decreasing order of difficulty. CO3D and Objaverse are both object-centric with large camera variations, while RE10K features smaller camera variations and fixed intrinsics within each scene. For Objaverse, we render a high-quality 80K subset with diverse (field-of-view) FOV randomly sampled from 20 to 80 degrees. Compared to CO3D, scenes in Objaverse have a common canonical world coordinate frame, making it less challenging than CO3D.

Baselines. We compare RayRoPE against several baseline positional encoding methods. Plucker raymap is the original implementation by LVSM, which concatenates 6D Plucker raymaps to the input tokens. We also design a RoPE on rays baseline, which naively applies RoPE on the raymap (c, r) in global coordinates (as discussed in Sec. 3.1). We also include the best existing camera-based relative positional encodings: GTA[24] and PRoPE[19], both of which are $SE(3)$ invariant. Following [19], we concatenate the ‘CamRay’ intrinsics raymap to the input for both PRoPE and RayRoPE. We train all models with three different seeds and report the average performance.

Results. We report the results for LVSM in Table 1, where RayRoPE consistently outperforms all baselines across the three datasets. Overall, $SE(3)$ invariant encodings (GTA, PRoPE, RayRoPE) significantly outperform absolute encodings (i.e., Plucker raymap). While the naive RoPE on rays surpasses PRoPE on RE10K and Objaverse, it is worse on CO3D, which includes large pose variation and no canonical global coordinate. This highlights the importance of $SE(3)$ invariance. Notably, the performance advantage of RayRoPE over PRoPE widens as the camera pose variations in the datasets become more challenging, demonstrating RayRoPE’s improved capability in reasoning about spatial geometry across disparate views.

In Fig. 4, we visualize several example scenes from each of the evaluation datasets. For target views that overlap significantly with the reference views, RayRoPE generates superior high-frequency details compared to baselines. For more challenging target views with little overlap with the

	Method	Depths	PSNR↑	LPIPS↓	SSIM↑
CO3D [29]	PRoPE [19]	✗	17.49	0.539	0.563
		✓	19.10	0.434	0.611
	RayRoPE	✗	18.40	0.461	0.592
		✓	20.47	0.284	0.692
Objaverse [5]	PRoPE [19]	✗	22.16	0.123	0.896
		✓	23.20	0.110	0.903
	RayRoPE	✗	22.42	0.110	0.905
		✓	25.19	0.067	0.929

Table 2. **Novel-view synthesis with known depth.** We compare RayRoPE against PRoPE by training LVSM with known depths at reference views. Known depths are concatenated to the input tokens. RayRoPE incorporates this information by replacing the predicted depths with known ones, achieving higher improvement compared to its counterpart trained without depths.

reference views, while all methods exhibit a reduction in sharpness, RayRoPE is nonetheless able to better preserve geometric consistency and generate more coherent novel views than the baseline methods.

NVS with Known Depth. To further highlight that RayRoPE can adapt to the geometry of observed scene, we train and evaluate LVSM with known depths for reference views. As discussed in Sec. 4.4, our method can seamlessly incorporate this information by replacing predicted depth d with known depth, while existing methods like PRoPE cannot naturally incorporate such information. For all models, we concatenate the depth maps to the reference views at the input. We did not evaluate on RE10K as there is no ground truth depth easily available. All other configurations are kept the same as previous experiment. We report the results in Table 2. The depth-aware RayRoPE significantly outperforms PRoPE with depth concatenation on both Objaverse and CO3D, in particular yielding more significant gains over its RGB-only counterpart. These results highlight the benefit of geometry awareness of positional encoding in multi-view attention.




Figure 4. **Qualitative examples on novel view synthesis.** For target views with significant overlaps to reference views, RayRoPE produces sharper details than camera-based baseline methods by multi-frequency encodings. For more challenging scenes with large camera variations, RayRoPE also synthesizes more 3D consistent views.




Figure 5. **Qualitative examples on stereo depth estimation.** We visualize reprojected 3D points from stereo depth estimation results. When applied to UniMatch [43], RayRoPE leads to more accurate depth predictions, resulting in improved 3D reconstruction quality.

5.2. Stereo Depth Estimation

Setup. To further examine the advantages of RayRoPE, we extend our study to stereo depth estimation. We adopt UniMatch [43], a multiview transformer-based model trained for multiple tasks including stereo depth estimation, as our depth prediction framework. The model assumes known camera poses for all input views. RayRoPE is applied exclusively to the cross-attention layers of UniMatch. Following the original work, we train and evaluate the model on three datasets, RGBD [34], SUN3D [42], and Scenes11 [39], reporting the standard depth estimation metrics: Absolute Relative Difference (Abs Rel), Squared Relative Difference (Sq Rel), Root Mean Squared Error (RMSE), and RMSE in log scale (RMSE log).

Results. Quantitative results are presented in Tab. 3. Compared to both the baseline model and the variant that applies PRoPE to the cross-attention layers, the model with RayRoPE achieves more accurate depth predictions. Qualitative results in Fig. 5 further illustrate improved geometric consistency, showing that RayRoPE yields more accurate depth structures. These findings demonstrate the effectiveness of RayRoPE for stereo depth estimation and underscore its general applicability, reinforcing the conclusion that RayRoPE enhances multiview attention.

		UniMatch [43]	+PRoPE [19]	+RayRoPE
RGBD [34]	Abs Rel	0.119	0.106	0.106
	Sq Rel†	0.177	0.202	0.197
	RMSE	0.628	0.589	0.574
	RMSE log	0.193	0.186	0.177
SUN3D [42]	Abs Rel	0.135	0.113	0.109
	Sq Rel	0.090	0.064	0.060
	RMSE	0.406	0.338	0.328
	RMSE log	0.193	0.152	0.146
Scenes11 [39]	Abs Rel	0.086	0.051	0.047
	Sq Rel	0.141	0.073	0.066
	RMSE	0.742	0.494	0.473
	RMSE log	0.166	0.116	0.110

Table 3. **Comparisons on stereo depth estimation.** RayRoPE consistently outperforms PRoPE across all three datasets, yielding more accurate depth predictions. †The “Sq Rel” metric is less reliable on the RGBD dataset due to imperfect depth and camera pose annotations [19, 39].

5.3. Ablations and Analysis

Ablations on RayRoPE. Based on the LVSM experiments in Sec. 5.1, we ablate on the design choices of RayRoPE, with results presented in Table 4. Keeping all other configurations the same as in Sec. 5.1, we compare the full RayRoPE to several variants. **Variant ①:** We remove the uncertainty prediction σ and the associated expected

	Method	PSNR↑	LPIPS↓	SSIM↑
CO3D [29]	RayRoPE	18.40	0.461	0.592
	① w/o σ prediction	17.27	0.594	0.560
	② \mathbf{p}^∞ instead of \mathbf{p}^d	17.57	0.533	0.564
	③ Use single ray	18.42	0.459	0.592
	④ w/o frequency	17.49	0.550	0.563
RE10K [48]	RayRoPE	24.42	0.113	0.783
	① w/o σ prediction	24.57	0.118	0.785
	② \mathbf{p}^∞ instead of \mathbf{p}^d	24.44	0.113	0.782
	③ Use single ray	24.39	0.116	0.782
	④ w/o frequency	23.90	0.128	0.764
	⑤ w/o \mathbf{v}, \mathbf{o} encoding	24.03	0.123	0.770

Table 4. **Ablations on RayRoPE.** The performance drop of **Variant ①, ②, ④** highlights the importance of uncertainty modeling via expected RoPE, geometric adaptiveness, and multi-frequency similarities, respectively.

RoPE, assuming a deterministic position at predicted depth d . **Variant ②:** We remove the depth prediction entirely and simply use the point at infinity \mathbf{p}^∞ (equivalent to using ray direction). **Variant ③:** We use only a single ray passing through the patch center instead of three rays per patch. **Variant ④:** We disable the multi-frequency encoding and use a single frequency ω for all dimensions. **Variant ⑤:** We remove the encoding on the value and output feature (\mathbf{v}, \mathbf{o}), and only apply encoding on the query and key features.

The results reveal several key insights. While performing reasonably well on RE10K, removing the σ prediction (Variant ①) significantly worsens performance on the more challenging CO3D dataset. This demonstrates the necessity of modeling geometric uncertainty with expected RoPE for robust performance. Similarly, using \mathbf{p}^∞ (Variant ②) degrades performance on CO3D. We attribute this to the lack of geometric adaptiveness. Using \mathbf{p}^∞ cannot capture the inductive bias that rays observing a similar 3D point should have more similar encodings (see Fig. 1 (c)). Conversely, Variant ② performs well on RE10K, likely because in scene-level data, infinity is often a reasonable approximation for the depth to observed 3D points. This observation also explains why Variant ① performs well on RE10K, as the model can learn to simply predict a large d . Using only one ray instead of three (Variant ③) performs slightly worse on RE10K, leading to less accurate high-frequency details (see Fig. 6). Removing the multi-frequency encoding (Variant ④) worsens performance on both datasets, highlighting the necessity for the model to reason positional information at various resolutions. Unlike traditional RoPE, RayRoPE follows previous work [19, 24] to additionally apply encoding to value and output features (\mathbf{v}, \mathbf{o}). Variant ⑤ indicates that such design are helpful.




Figure 6. **Ablations on RayRoPE.** Removing σ prediction or d prediction (using \mathbf{p}^∞) degrades performance on CO3D. In RE10K \mathbf{p}^∞ serves a good enough estimation to observed 3D points. Using 1 ray per patch instead of 3 produces high-frequency artifacts in the living room example (see the texture on sofa). Removing multi-frequency encoding worsens results on both datasets.

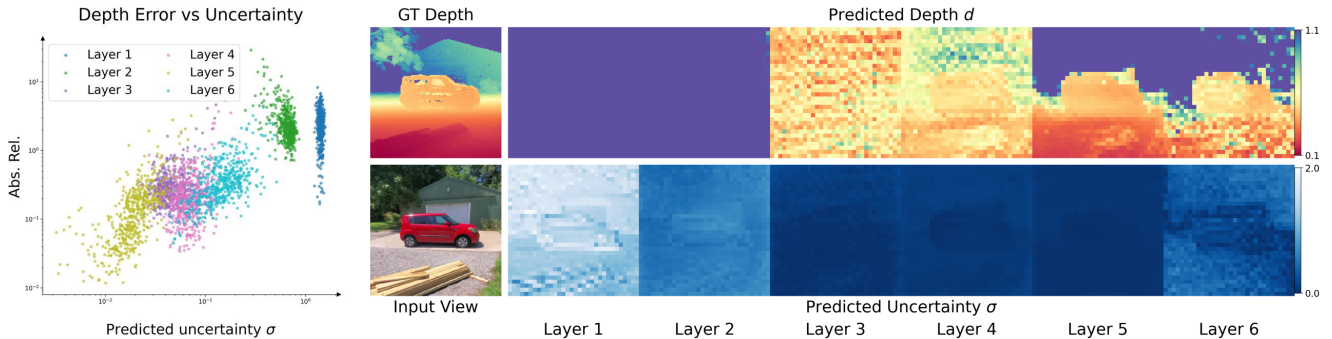


Figure 7. **Left: Error on predicted depths vs predicted uncertainties.** In deeper layers (Layer 5–6), the depth errors and uncertainties are strongly positively correlated, demonstrating that the model predicted higher uncertainty for depth with lower confidence. **Right: Predicted depths and uncertainties across layers.** The predicted depth at deeper layers aligns well with the ground-truth depth. The predicted σ gradually decreases as the layer index increases, showing the confidence in depth prediction gradually improves.

Analysis on Emergent Depth. RayRoPE predicts a depth d and an associated uncertainty σ to the corresponding 3D point for each image patch at each attention layer. We analyze this behavior in Fig. 7. We quantify the accuracy of the predicted depth using the absolute relative error (Abs. Rel.) against the ground-truth depths in CO3D [29]. In the left panel of Fig. 7, we plot the error against the corresponding predicted uncertainty, where each point represents one image at a specific layer.

The model exhibits high uncertainty σ in the initial layer, which is consistent with the high ambiguity at the start of processing. As information propagates through the network, this uncertainty gradually decreases. In Layer 5–6, we observe a strong positive correlation between depth error and uncertainty, indicating that the model assigns higher uncertainty to predictions with lower confidence. RayRoPE encoding subsequently model such uncertainty by computing the expected RoPE.

The right panel of Fig. 7 visualizes the evolution of predicted depth and uncertainty maps across all six layers on a

representative scene. At Layer 5, we observe the emergence of geometrically plausible depth maps, despite the absence of depth supervision. This result supports the conclusion that RayRoPE leverages depth predictions in a geometrically meaningful manner.

6. Discussion

We presented RayRoPE, a position encoding for multi-view transformers that process a set of posed input images. While RayRoPE outperforms prior formulations, there are areas for further improvement and investigation. In particular, while RayRoPE could incorporate uncertainty in predicting depths along the ray, it would also be interesting to model the uncertainty in the camera matrices. More broadly, while this work focused on positional embeddings for *posed* input images, designing such encodings for multi-view transformers that process unposed (or mixed) images remains an open challenge.

Acknowledgement

This work was supported by Apple. We thank Zihan Wang and Qitao Zhao for insightful discussions about the project.

References

- [1] Sherwin Bahmani, Ivan Skorokhodov, Guocheng Qian, Aliaksandr Siarohin, Willi Menapace, Andrea Tagliasacchi, David B Lindell, and Sergey Tulyakov. Ac3d: Analyzing and improving 3d camera control in video diffusion transformers. In *CVPR*, 2025. 1, 2
- [2] Yunpeng Bai, Haoxiang Li, and Qixing Huang. Positional encoding field. *arXiv preprint arXiv:2510.20385*, 2025. 3
- [3] Mathilde Caron, Hugo Touvron, Ishan Misra, Hervé Jégou, Julien Mairal, Piotr Bojanowski, and Armand Joulin. Emerging properties in self-supervised vision transformers. In *ICCV*, 2021. 1, 2, 3
- [4] David Charatan, Sizhe Li, Andrea Tagliasacchi, and Vincent Sitzmann. pixelsplat: 3d gaussian splats from image pairs for scalable generalizable 3d reconstruction. In *CVPR*, 2024. 2
- [5] Matt Deitke, Dustin Schwenk, Jordi Salvador, Luca Weihs, Oscar Michel, Eli VanderBilt, Ludwig Schmidt, Kiana Ehsani, Aniruddha Kembhavi, and Ali Farhadi. Objaverse: A universe of annotated 3d objects. In *CVPR*, 2023. 5, 6, 2, 3, 4
- [6] Jacob Devlin, Ming-Wei Chang, Kenton Lee, and Kristina Toutanova. Bert: Pre-training of deep bidirectional transformers for language understanding. In *NAACL-HLT*, 2019. 2
- [7] Alexey Dosovitskiy, Lucas Beyer, Alexander Kolesnikov, Dirk Weissenborn, Xiaohua Zhai, Thomas Unterthiner, Mostafa Dehghani, Matthias Minderer, Georg Heigold, Sylvain Gelly, Jakob Uszkoreit, and Neil Houlsby. An image is worth 16x16 words: Transformers for image recognition at scale. In *ICLR*, 2021. 1, 2
- [8] Hang Gao, Vikram Voleti, Aaryaman Vasishta, Chun-Han Yao, Mark Boss, Philip Torr, Christian Rupprecht, and Varun Jampani. Stable virtual camera: Generative view synthesis with diffusion models. *arXiv preprint arXiv:2503.14489*, 2025. 2
- [9] Ruiqi Gao, Aleksander Holynski, Philipp Henzler, Arthur Brussee, Ricardo Martin-Brualla, Pratul Srinivasan, Jonathan T Barron, and Ben Poole. Cat3d: create anything in 3d with multi-view diffusion models. In *NeurIPS*, 2024. 1, 2
- [10] Daya Guo, Dejian Yang, Haowei Zhang, Junxiao Song, Ruoyu Zhang, Runxin Xu, Qihao Zhu, Shirong Ma, Peiyi Wang, Xiao Bi, et al. Deepseek-r1: Incentivizing reasoning capability in llms via reinforcement learning. *arXiv preprint arXiv:2501.12948*, 2025. 2
- [11] Byeongho Heo, Song Park, Dongyoon Han, and Sangdooyun. Rotary position embedding for vision transformer. In *ECCV*, 2024. 2, 3
- [12] Yining Hong, Chunru Lin, Yilun Du, Zhenfang Chen, Joshua B Tenenbaum, and Chuhan Gan. 3d concept learning and reasoning from multi-view images. In *CVPR*, 2023. 2
- [13] Yicong Hong, Kai Zhang, Jiuxiang Gu, Sai Bi, Yang Zhou, Difan Liu, Feng Liu, Kalyan Sunkavalli, Trung Bui, and Hao Tan. Lrm: Large reconstruction model for single image to 3d. In *ICLR*, 2024. 2
- [14] Ayush Jain, Pushkal Katara, Nikolaos Gkanatsios, Adam W Harley, Gabriel Sarch, Kriti Aggarwal, Vishrav Chaudhary, and Katerina Fragkiadaki. Odin: a single model for 2d and 3d segmentation. In *CVPR*, 2024. 2
- [15] Haian Jin, Hanwen Jiang, Hao Tan, Kai Zhang, Sai Bi, Tianyuan Zhang, Fujun Luan, Noah Snavely, and Zexiang Xu. Lvsrn: A large view synthesis model with minimal 3d inductive bias. In *ICLR*, 2025. 2, 5, 6
- [16] Alexander Kirillov, Eric Mintun, Nikhila Ravi, Hanzi Mao, Chloe Rolland, Laura Gustafson, Tete Xiao, Spencer Whitehead, Alexander C Berg, Wan-Yen Lo, et al. Segment anything. In *ICCV*, 2023. 2
- [17] Weijie Kong, Qi Tian, Zijian Zhang, Rox Min, Zuozhuo Dai, Jin Zhou, Jiangfeng Xiong, Xin Li, Bo Wu, Jianwei Zhang, et al. Hunyuanvideo: A systematic framework for large video generative models. *arXiv preprint arXiv:2412.03603*, 2024. 2, 3
- [18] Xin Kong, Shikun Liu, Xiaoyang Lyu, Marwan Taher, Xiaojuan Qi, and Andrew J Davison. Eschernet: A generative model for scalable view synthesis. In *CVPR*, 2024. 1, 2, 3
- [19] Ruilong Li, Brent Yi, Junchen Liu, Hang Gao, Yi Ma, and Angjoo Kanazawa. Cameras as relative positional encoding. In *NeurIPS*, 2025. 1, 2, 3, 5, 6, 8, 4
- [20] Yang Li, Si Si, Gang Li, Cho-Jui Hsieh, and Samy Bengio. Learnable fourier features for multi-dimensional spatial positional encoding. In *NeurIPS*, 2021. 1
- [21] Haotian Liu, Chunyuan Li, Qingyang Wu, and Yong Jae Lee. Visual instruction tuning. In *NeurIPS*, 2023. 2
- [22] Ruoshi Liu, Rundi Wu, Basile Van Hoorick, Pavel Tokmakov, Sergey Zakharov, and Carl Vondrick. Zero-1-to-3: Zero-shot one image to 3d object. In *ICCV*, 2023. 1, 2
- [23] Shikun Liu, Kam Woh Ng, Wonbong Jang, Jiadong Guo, Junlin Han, Haozhe Liu, Yiannis Douratsos, Juan C Pérez, Zijian Zhou, Chi Phung, et al. Scaling sequence-to-sequence generative neural rendering. *arXiv preprint arXiv:2510.04236*, 2025. 2
- [24] Takeru Miyato, Bernhard Jaeger, Max Welling, and Andreas Geiger. Gta: A geometry-aware attention mechanism for multi-view transformers. In *ICLR*, 2024. 1, 2, 3, 6, 8, 4
- [25] Ofir Press, Noah A Smith, and Mike Lewis. Train short, test long: Attention with linear biases enables input length extrapolation. In *ICLR*, 2022. 2
- [26] Alec Radford, Jong Wook Kim, Chris Hallacy, Aditya Ramesh, Gabriel Goh, Sandhini Agarwal, Girish Sastry, Amanda Askell, Pamela Mishkin, Jack Clark, et al. Learning transferable visual models from natural language supervision. In *ICML*, 2021. 1, 2
- [27] Colin Raffel, Noam Shazeer, Adam Roberts, Katherine Lee, Sharan Narang, Michael Matena, Yanqi Zhou, Wei Li, and Peter J Liu. Exploring the limits of transfer learning with a unified text-to-text transformer. In *JMLR*, 2020. 2
- [28] Nikhila Ravi, Valentin Gabeur, Yuan-Ting Hu, Ronghang Hu, Chaitanya Ryali, Tengyu Ma, Haitham Khedr, Roman

- Rädle, Chloe Rolland, Laura Gustafson, et al. Sam 2: Segment anything in images and videos. In *ICLR*, 2025. 3
- [29] Jeremy Reizenstein, Roman Shapovalov, Philipp Henzler, Luca Sbordone, Patrick Labatut, and David Novotny. Common objects in 3d: Large-scale learning and evaluation of real-life 3d category reconstruction. In *ICCV*, 2021. 5, 6, 8, 9, 2, 4
- [30] Robin Rombach, Andreas Blattmann, Dominik Lorenz, Patrick Esser, and Björn Ommer. High-resolution image synthesis with latent diffusion models. In *CVPR*, 2022. 2
- [31] Connor Schenck, Isaac Reid, Mithun George Jacob, Alex Bewley, Joshua Ainslie, David Rendleman, Deepali Jain, Mohit Sharma, Kumar Avinava Dubey, Ayzaan Wahid, et al. Learning the ropes: Better 2d and 3d position encodings with string. In *ICML*, 2025. 2
- [32] Peter Shaw, Jakob Uszkoreit, and Ashish Vaswani. Self-attention with relative position representations. In *NAACL*, 2018. 2
- [33] Oriane Siméoni, Huy V Vo, Maximilian Seitzer, Federico Baldassarre, Maxime Oquab, Cijo Jose, Vasil Khalidov, Marc Szafraniec, Seungeun Yi, Michaël Ramamonjisoa, et al. Dinov3. *arXiv preprint arXiv:2508.10104*, 2025. 1, 3
- [34] Jürgen Sturm, Nikolas Engelhard, Felix Endres, Wolfram Burgard, and Daniel Cremers. A benchmark for the evaluation of rgb-d slam systems. In *IROS*, 2012. 8
- [35] Jianlin Su, Murtadha Ahmed, Yu Lu, Shengfeng Pan, Wen Bo, and Yunfeng Liu. Roformer: Enhanced transformer with rotary position embedding. *Neurocomputing*, 568, 2024. 2
- [36] Stanislaw Szymanowicz, Jason Y Zhang, Pratul Srinivasan, Ruiqi Gao, Arthur Brussee, Aleksander Holynski, Ricardo Martin-Brualla, Jonathan T Barron, and Philipp Henzler. Bolt3d: Generating 3d scenes in seconds. In *ICCV*, 2025. 2
- [37] Jiaxiang Tang, Zhaoxi Chen, Xiaokang Chen, Tengfei Wang, Gang Zeng, and Ziwei Liu. Lgm: Large multi-view gaussian model for high-resolution 3d content creation. In *ECCV*, 2024. 2
- [38] Hugo Touvron, Thibaut Lavril, Gautier Izacard, Xavier Martinet, Marie-Anne Lachaux, Timothée Lacroix, Baptiste Rozière, Naman Goyal, Eric Hambro, Faisal Azhar, et al. Llama: Open and efficient foundation language models. *arXiv preprint arXiv:2302.13971*, 2023. 2
- [39] B. Ummenhofer, H. Zhou, J. Uhrig, N. Mayer, E. Ilg, A. Dosovitskiy, and T. Brox. Demon: Depth and motion network for learning monocular stereo. In *CVPR*, 2017. 8
- [40] Ashish Vaswani, Noam Shazeer, Niki Parmar, Jakob Uszkoreit, Llion Jones, Aidan N Gomez, Łukasz Kaiser, and Illia Polosukhin. Attention is all you need. In *NeurIPS*, 2017. 1, 2
- [41] Yiming Wang, Qihang Zhang, Shengqu Cai, Tong Wu, Jan Ackermann, Zhengfei Kuang, Yang Zheng, Frano Rajič, Siyu Tang, and Gordon Wetzstein. Bulletime: Decoupled control of time and camera pose for video generation. *arXiv preprint arXiv:2512.05076*, 2025. 2
- [42] Jianxiong Xiao, Andrew Owens, and Antonio Torralba. Sun3d: A database of big spaces reconstructed using sfm and object labels. In *CVPR*, 2013. 8
- [43] Haofei Xu, Jing Zhang, Jianfei Cai, Hamid Rezatofighi, Fisher Yu, Dacheng Tao, and Andreas Geiger. Unifying flow, stereo and depth estimation. In *TPAMI*, 2023. 2, 5, 7, 8
- [44] Zhuoyi Yang, Jiayan Teng, Wendi Zheng, Ming Ding, Shiyu Huang, Jiazheng Xu, Yuanming Yang, Wenyi Hong, Xiaohan Zhang, Guanyu Feng, et al. Cogvideox: Text-to-video diffusion models with an expert transformer. In *ICLR*, 2025. 3
- [45] Cheng Zhang, Boying Li, Meng Wei, Yan-Pei Cao, Camilo Cruz Gambardella, Dinh Phung, and Jianfei Cai. Unified camera positional encoding for controlled video generation. *arXiv preprint arXiv:2512.07237*, 2025. 2
- [46] Jason Y Zhang, Amy Lin, Moneish Kumar, Tzu-Hsuan Yang, Deva Ramanan, and Shubham Tulsiani. Cameras as rays: Pose estimation via ray diffusion. In *ICLR*, 2024. 2
- [47] Kai Zhang, Sai Bi, Hao Tan, Yuanbo Xiangli, Nanxuan Zhao, Kalyan Sunkavalli, and Zexiang Xu. Gs-lrm: Large reconstruction model for 3d gaussian splatting. In *ECCV*, 2024. 2
- [48] Tinghui Zhou, Richard Tucker, John Flynn, Graham Fyffe, and Noah Snavely. Stereo magnification: Learning view synthesis using multiplane images. In *ACM SIGGRAPH*, 2018. 6, 8, 2, 4
- [49] Chenming Zhu, Tai Wang, Wenwei Zhang, Jiangmiao Pang, and Xihui Liu. Llava-3d: A simple yet effective pathway to empowering Imms with 3d-awareness. In *ICCV*, 2025. 2

RayRoPE: Projective Ray Positional Encoding for Multi-view Attention

Supplementary Material

A. Implementing RayRoPE

A.1. Details on Applying RayRoPE

The discussion in Sec. 4 focuses on applying RayRoPE on attention between a single query token and a set of key/value tokens. In this section, we explain how to efficiently implement RayRoPE to perform attention on batched tokens in general multiview attention. The RayRoPE encoding is coupled with the camera coordinate of the query tokens. Consequently, our implementation necessitates grouping query tokens by their respective camera views to compute the view-dependent encodings and attention. We detail the multiview self-attention procedure with RayRoPE in Algorithm 1, which can be easily generalized to cross-attention.

Given a set of input token features $\tau \in \mathbb{R}^{N \times HW \times D}$ from N views, we first perform linear projections to obtain the standard query, key, and value features. Simultaneously, we project τ via linear layers W_d and W_σ to predict the ray depth d and uncertainty σ , respectively (We omitted bias terms in Algorithm 1 for conciseness). Based on d and σ and the camera poses P , we construct the ray representation \mathbf{x} in the global coordinate frame, as defined in Sec. 4.1.

The attention mechanism is subsequently executed iteratively for each query camera to handle the relative geometric transformations. For a specific query view n , we denote the corresponding query tokens and camera pose as $Q[n]$ and $P[n]$, respectively, where $[*]$ denotes indexing of tensor. Following Eq. 5, we project all ray segments \mathbf{x} into the local coordinate of the n -th camera, yielding projected rays $\tilde{\mathbf{x}} = \pi(P[n], \mathbf{x})$. We then compute the RayRoPE encoding based on the expected RoPE of these projected positions (Eq. 8), obtaining the encoding tensor $\text{Enc} \in \mathbb{R}^{N \times HW \times D \times D}$. The RayRoPE encodings are multiplied to the query subset $Q[n]$, all key, value features and the attention output (See Figure 3). The final output tensor O is synthesized by concatenating the processed features $\{O_1, O_2, \dots, O_N\}$ across the view dimension.

A.2. Details on Expected RoPE

Implementations As introduced in Sec. 4.3, RayRoPE assumes a uniform distribution for the projected position: $\tilde{\mathbf{x}} \sim U(\tilde{\mathbf{x}}^{\min}, \tilde{\mathbf{x}}^{\max})$. For convenience, we restate Equations 8, 9 here:

$$\mathbb{E}_{\tilde{\mathbf{x}}}[\rho_D(\tilde{\mathbf{x}})] = \oplus_{f=1}^{D/2C} \oplus_{c=1}^C \mathbb{E}_{x_c}[e^{i\omega_f x_c}] \quad (8)$$

$$\mathbb{E}_{x_c}[e^{i\omega x_c}] = \frac{e^{i\omega x^{\max}} - e^{i\omega x^{\min}}}{i\omega(x^{\max} - x^{\min})} \quad (9)$$

Algorithm 1 Multiview Self-Attention with RayRoPE

Require:

Number of views N , feature dimension D
 Number of tokens along height, width (H, W)
 Token features $\tau \in \mathbb{R}^{N \times HW \times D}$
 Linear layer $W_q, W_k, W_v \in \mathbb{R}^{D \times D}$
 Linear layer $W_d, W_\sigma \in \mathbb{R}^{D \times 1}$
 Camera poses $P \in \mathbb{R}^{N \times 4 \times 4}$

Ensure:

Output features $O \in \mathbb{R}^{N \times HW \times D}$

```

1:  $Q, K, V \leftarrow W_q\tau, W_k\tau, W_v\tau$ 
2:  $d, \sigma \leftarrow \exp(W_d\tau), \exp(W_\sigma\tau)$ 
3:  $\mathbf{x} \leftarrow \text{get\_rays}(P, d, \sigma)$ 
4: for  $n = 1$  to  $N$  do
5:    $\tilde{\mathbf{x}} \leftarrow \pi(P[n], \mathbf{x})$ 
6:    $\text{Enc} \leftarrow \text{get\_encoding}(\tilde{\mathbf{x}})$ 
7:    $Q_n \leftarrow \text{Enc}^\top[n]Q[n]$ 
8:    $K_n \leftarrow \text{Enc}^{-1}K$ 
9:    $V_n \leftarrow \text{Enc}^{-1}V$ 
10:   $O_n \leftarrow \text{Attn}(Q_n, K_n, V_n)$ 
11:   $O_n \leftarrow \text{Enc}[n]O_n$ 
12: end for
13:  $O \leftarrow \text{concatenate}(\{O_1, O_2, \dots, O_N\})$ 
14: return  $O$ 

```

To concretize this for implementation in standard deep learning frameworks, we write the complex exponential as $SO(2)$ rotation matrix:

$$e^{i\omega x} = \begin{bmatrix} \cos(\omega x) & -\sin(\omega x) \\ \sin(\omega x) & \cos(\omega x) \end{bmatrix}$$

Substituting this into Eq. 9 gives:

$$\begin{aligned} \mathbb{E}_x[e^{i\omega x_c}] &= \frac{1}{\omega(x^{\max} - x^{\min})} \\ &\times \begin{bmatrix} \sin(\omega x^{\max}) - \sin(\omega x^{\min}) & \cos(\omega x^{\max}) - \cos(\omega x^{\min}) \\ \cos(\omega x^{\min}) - \cos(\omega x^{\max}) & \sin(\omega x^{\max}) - \sin(\omega x^{\min}) \end{bmatrix} \end{aligned}$$

All elements in the above form are composed of standard trigonometric functions and can be computed efficiently.

Proof of Relative Position Preservation. We provide the proof on Eq. 10, which states that the expected RoPE only depends on the relative position between two tokens. We assume that the projected positions $\tilde{\mathbf{x}}_i$ and $\tilde{\mathbf{x}}_j$ are independent random variables. Using the definition $\rho(x) \sim e^{i\omega x}$,

we expand the expectation of the relative position encoding (RHS of Eq. 10 in main text) and show it equals the product of expected encodings:

$$\begin{aligned}
\mathbb{E}_{\tilde{\mathbf{x}}_i, \tilde{\mathbf{x}}_j} [\rho_D(\tilde{\mathbf{x}}_i - \tilde{\mathbf{x}}_j)] &= \mathbb{E}_{\tilde{\mathbf{x}}_i, \tilde{\mathbf{x}}_j} [e^{i\omega(\tilde{\mathbf{x}}_i - \tilde{\mathbf{x}}_j)}] \\
&= \mathbb{E}_{\tilde{\mathbf{x}}_i, \tilde{\mathbf{x}}_j} [e^{i\omega\tilde{\mathbf{x}}_i} \cdot e^{-i\omega\tilde{\mathbf{x}}_j}] \\
&= \mathbb{E}_{\tilde{\mathbf{x}}_i} [e^{i\omega\tilde{\mathbf{x}}_i}] \cdot \mathbb{E}_{\tilde{\mathbf{x}}_j} [e^{-i\omega\tilde{\mathbf{x}}_j}] \\
&= \mathbb{E}_{\tilde{\mathbf{x}}_i} [\rho(\tilde{\mathbf{x}}_i)] \cdot \mathbb{E}_{\tilde{\mathbf{x}}_j} [\rho(\tilde{\mathbf{x}}_j)^{-1}]
\end{aligned} \tag{11}$$

This is equivalent to Eq. 10, confirming that the attention output between two tokens with expected RoPE embedding is a function on their relative ray position, and independent of their absolute position.

B. Experimental Details

For the NVS experiment, we adapt the LVSM [15] model following the codebase released by PRoPE [19]. In all our experiments, we use 6 transformer layers, and a feedforward layer dimension of 1024. We set the attention feature dimension to 1152, spread over 8 attention heads. This results in a smaller version of LVSM with around 47M parameters. We train the models on 2 GPUs with a total batch size of 8. For all datasets, we fix the number of input views to 2 and the number of supervised view to 1. We only train at 256 by 256 resolution without finetuning at higher resolution.

Following LVSM, we use the same train/text split for RE10K [48] as in pixelSplat [4]. For Objaverse [5], we use a high-quality subset with a size of 80K filtered by LGM [37]. We randomly sample 10% of scenes as held-out validation set. For each scene, we randomly sample 8 sets of elevation and azimuth viewing angles. For each viewing angle, we construct three cameras with random field-of-view and random distance from the world center. For CO3D [29], we follow the split in [46]. We train on 41 categories and evaluate on held-out scenes in the same category. We also evaluate on the 10 held-out categories in Sec. E.

For the stereo depth experiment, we adapt the codebase released by Unimatch [43]. We set the attention feature dimension to 144, and train with an effective batch size of 16. All other training and evaluation configurations are kept exactly the same as the original paper.

C. Runtime Efficiency

Although our method necessitates computing N sets of encodings and group-wise attention (Sec. A.1), we empirically find that RayRoPE exhibits efficiency highly comparable to the baselines. We benchmark the runtime of RayRoPE against the regular 2D RoPE with patch indices (xy-RoPE [11]) and PRoPE [19]. We utilize the identical LVSM architecture employed in the main experiment. We measure the wall-clock time per iteration for both the inference

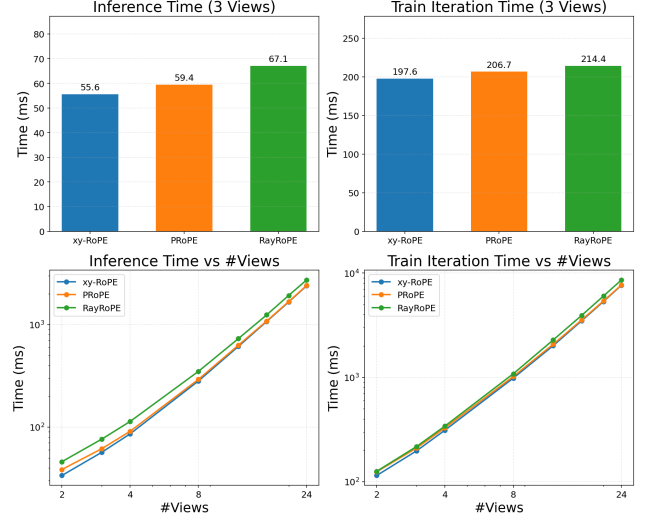


Figure 8. **Comparison on runtime efficiency.** RayRoPE maintains a runtime efficiency highly comparable to PRoPE, with only a marginal overhead.

and training phases. All profiling was performed on a single NVIDIA RTX A6000 GPU. The quantitative results are summarized in Fig. 8.

In the top row of Fig. 8, we fix the number of views to 3 and compare the per-iteration runtime. We observe only a marginal runtime overhead (13% during inference and 4% during training relative to PRoPE). This suggests that the geometric precision offered by RayRoPE is achieved with marginal cost to system throughput. The bottom row of Fig. 8 demonstrates that RayRoPE maintains computational efficiency as the number of input views increases. We observe that the scaling trend are the same across all methods, indicating that our approach scales effectively alongside the baselines.

D. Analysis on Attention Similarity

To better understand the behavior of RayRoPE, we study the attention similarity between two image patches at the center of two cameras under three different types of relative positions. We illustrate each of the three settings in Fig. 9 and plot the attention similarity computed with RayRoPE against the varying positions. The attention similarity is given by $\mathbf{q}_1^T \rho(\tilde{\mathbf{x}}_1 - \tilde{\mathbf{x}}_2) \mathbf{k}_2$ (see Eq. 7). To isolate the effect of positional encoding, we manually set the query and key features to vectors containing constant values of 1. A higher attention similarity indicates stronger mutual attention between the patches, while a lower similarity indicates weaker interaction.

In setting (a), we start with two identical cameras. We translate the second camera along the x -axis by a varying amount Δx , while keeping the rotation and predicted

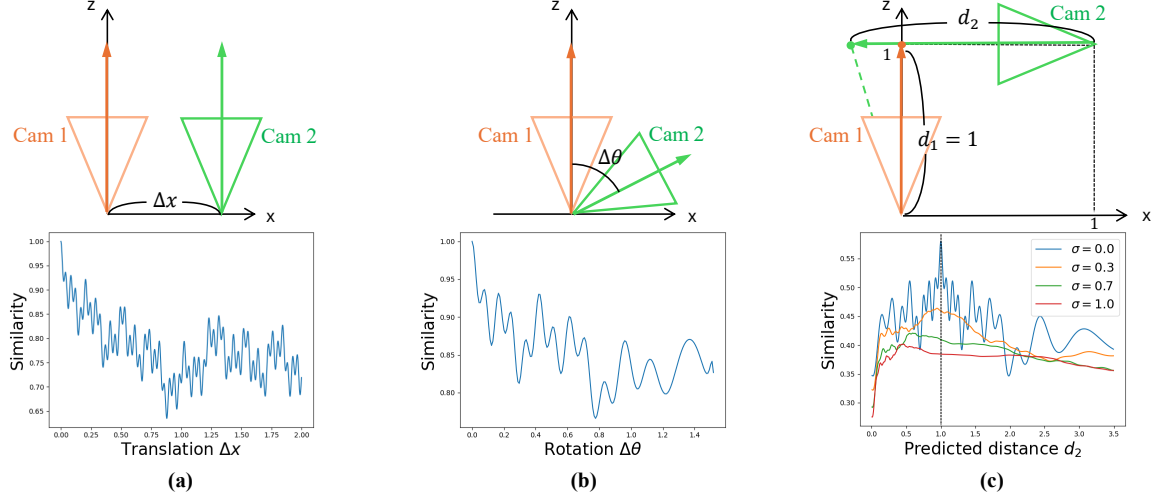


Figure 9. **Analysis on attention similarities as ray position varies.** We plot attention similarities between two patches as their relative position varies in three settings. The top row illustrates each setting from a top-down view: **(a)** The cameras are translated by Δx . **(b)** The cameras are rotated by $\Delta \theta$ **(c)** Both patches observe the same 3D point at depth 1. We fix the predicted depth for the first patch d_1 to 1, while we vary the predicted depth for the second patch d_2 and predicted σ .

depths and uncertainties identical. Similarly in setting (b), we rotate the second camera while keeping all other positions constant. In both scenarios, the attention similarity reaches its maximum initially (when two patches are identical). It then decreases in the long range as the relative positions increases, while oscillating in the short range. The oscillations are results of the higher-frequency channels in multi-frequency similarities. In setting (c), we fix the poses of both camera such that the two central patches observe the same 3D point at $(0, 0, 1)$ at a depth of 1. We fix the predicted depth d_1 for the first camera, while we vary the predicted depth d_2 for the second camera and the uncertainty σ for both cameras. We observe that the similarity reaches its maximum when $d_2 = 1$, *i.e.*, when two ray segments encodes the same observed 3D point. As d_2 deviates from the ground-truth depth, the similarity decreases with oscillations. This highlights the property that RayRoPE assigns higher similarities between image patches observe the same 3D point. Furthermore, as the uncertainty σ increases, the high-frequency oscillations are smoothed out, demonstrating how RayRoPE avoids unstable high-frequency encodings when uncertainties are high.

E. Additional Results

Scaling RayRoPE. To investigate RayRoPE’s effect on larger models, we scale the novel-view synthesis experiments in Sec. 5.1 to a larger version of the LVSM model. We use 12 transformer layers instead of 6, and increase the feed-forward layer dimension from 1024 to 3072, resulting in a model with 150M parameters. We train with a total

batch size of 64 over 8 GPUs. We only train with 1 seed as opposed to 3 in previous experiments. We compare RayRoPE against the strongest baseline method, PRoPE [19] and report results in Tab. 5. For the larger LVSM variant, RayRoPE continues to improve significantly over PRoPE on CO3D and Objaverse, where camera variations are more challenging, while performing comparably on RE10K.

Radial vs. compound pose variations. We evaluate the LVSM models across different types of pose variations between reference and target views on Objaverse[5]. We distinguish between *radial variations*, where views share viewing angles (elevation and azimuth) but differ in intrinsics and radius to world center, and *compound variations*, which introduce additional changes in viewing angles.

We report performance on these subsets in Tab. 6. We observe that for targets with only radial variations, ray-based encodings (RayRoPE, RoPE on rays) significantly outperform camera-based baselines (GTA, PRoPE). For the radial variations only subset, the rays from reference views and target views overlap significantly. The primary synthesis challenge shifts toward the accurate reconstruction of high-frequency texture details from reference views with the same rotation. This performance gap highlights that by adopting multi-frequency encodings, RayRoPE enables the attention mechanism to better reason with and transfer fine-grained details present in the reference features.

Unseen categories in CO3D. For models trained on CO3D, we evaluate on the 10 held-out categories and report

Method	CO3D [29]			Objaverse [5]			RE10K [48]		
	PSNR \uparrow	LPIPS \downarrow	SSIM \uparrow	PSNR \uparrow	LPIPS \downarrow	SSIM \uparrow	PSNR \uparrow	LPIPS \downarrow	SSIM \uparrow
PRoPE [19]	19.77	0.329	0.631	24.66	0.067	0.925	27.77	0.059	0.866
RayRoPE	20.23	0.308	0.662	24.83	0.064	0.929	27.51	0.062	0.860

Table 5. **Results on larger LVSM models.** We train a larger variant of LVSM with $\sim 150\text{M}$ parameters. RayRoPE continues to improve significantly over PRoPE on CO3D and Objaverse, where camera variations are more challenging, while performing comparably on RE10K.

Method	Radial pose variations only			Compound pose variations		
	PSNR \uparrow	LPIPS \downarrow	SSIM \uparrow	PSNR \uparrow	LPIPS \downarrow	SSIM \uparrow
Plucker raymap	22.76	0.227	0.862	18.93	0.304	0.832
RoPE on rays	28.50	0.055	0.937	20.47	0.159	0.878
GTA [24]	26.71	0.090	0.914	20.39	0.164	0.876
PRoPE [19]	27.54	0.072	0.924	20.60	0.157	0.879
RayRoPE	28.94	0.047	0.943	20.69	0.153	0.880

Table 6. **Comparison on different types of target view changes on Objaverse [5].** The radial pose variation subset contains target views with the same viewing angle (elevation and azimuth) as one of the reference views but different intrinsics and radius. For compound pose variations, the viewing angles are also different. Multi-frequency encodings allow RayRoPE to significantly outperform camera-based methods (PRoPE, GTA).

Method	CO3D Unseen Categories		
	PSNR \uparrow	LPIPS \downarrow	SSIM \uparrow
Plucker raymap	17.08	0.639	0.579
RoPE on rays	17.57	0.593	0.560
GTA [24]	16.99	0.576	0.585
PRoPE [19]	18.28	0.488	0.608
RayRoPE	19.31	0.422	0.636

Table 7. **Comparison on unseen categories of CO3D [29].** RayRoPE outperforms all existing positional encoding methods on the LVSM model.

the results in Table 7. The results are consistent with those on seen categories (Table 1), where RayRoPE significantly outperform all other methods.




Figure 10. Additional examples from CO3D.

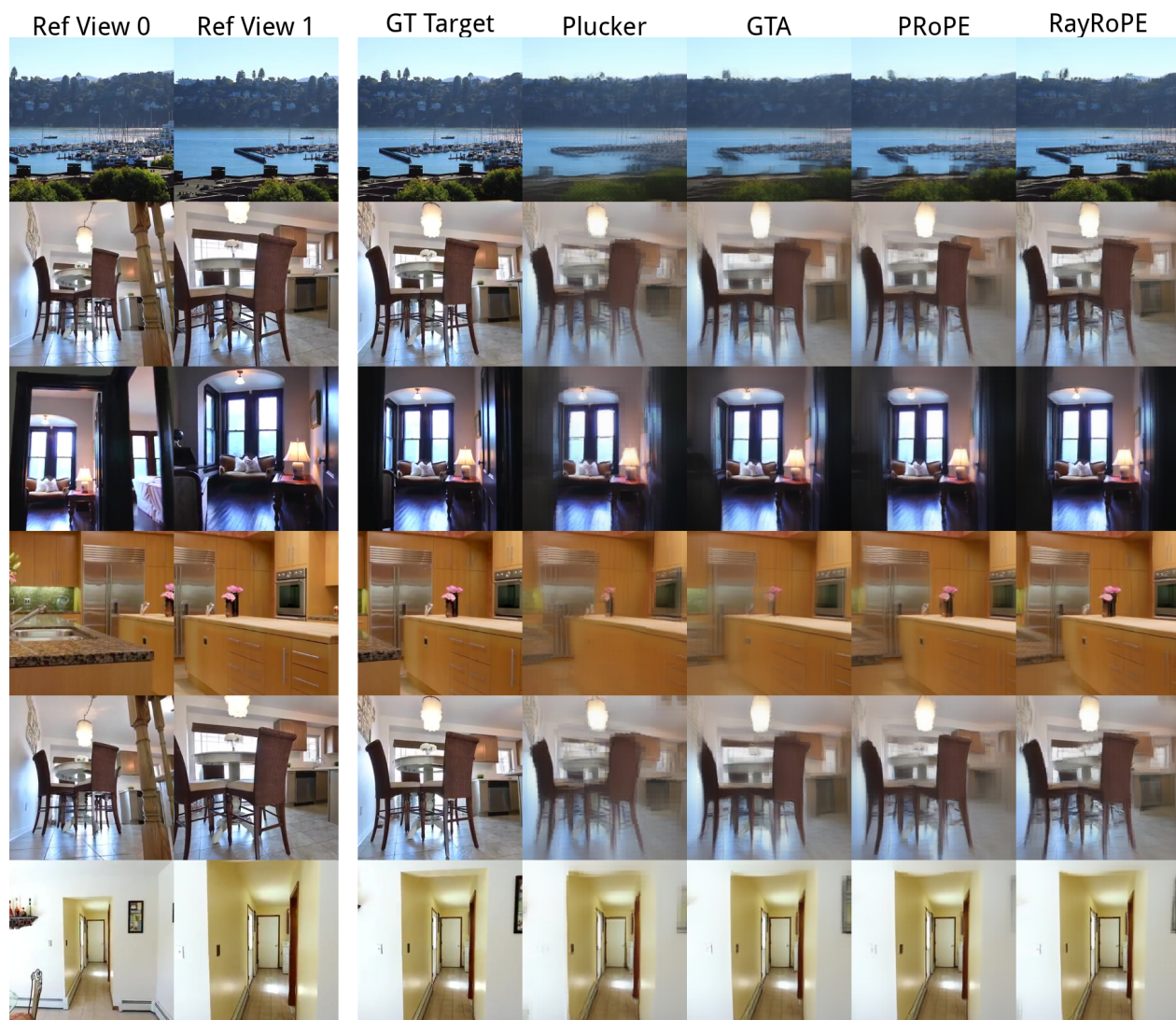


Figure 11. Additional examples from RE10K.

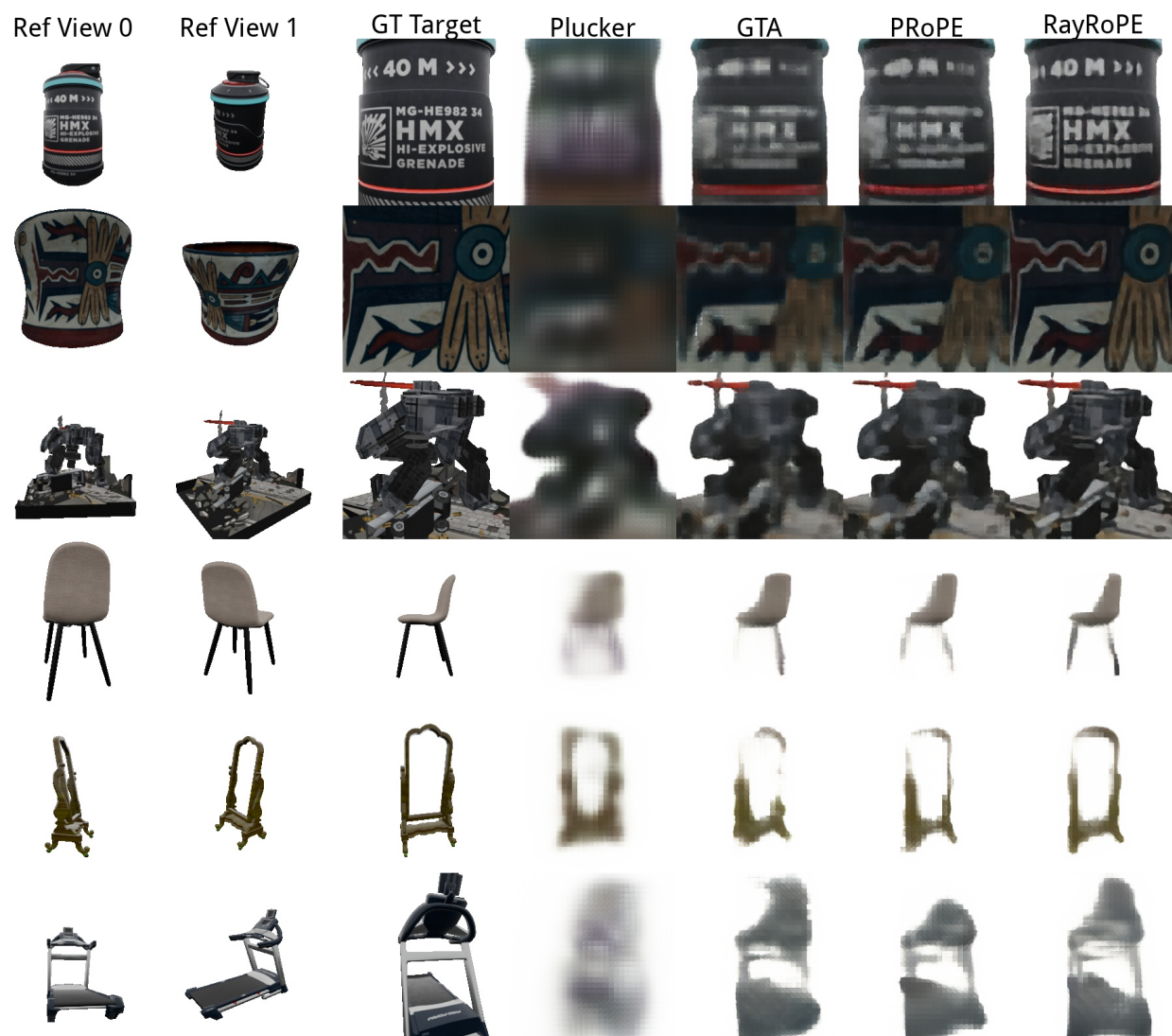


Figure 12. **Additional examples from Objaverse.** The top three rows show target views with radial variations only, while the bottom three rows show target views with compound variations.