

On Dimension Varying Control Systems: A Universal State Space Approach

Daizhan Cheng

Abstract—A cross-dimensional Euclidian space (Ω) is proposed for the state space of dimension varying (control) systems. It is shown that the topological structure of Ω is consistent with all \mathbb{R}^n , which are the state spaces of each component modes of a dimension varying system. Using the universal metric from Ω , the switching laws are assumed to be Lipschitz. Some reasonable conventional switching laws are proposed. Under the topology deduced by the metric on Ω some fundamental properties of dimension varying dynamic systems, such as stability and robustness, are investigated. Then some control problems of dimension varying control systems, including controllability, observability, stabilization, disturbance decoupling, etc. are investigated. Finally, an aggregation approach for large scale hierarchical dimension varying networks is proposed.

Index Terms—Dimensional varying (control) system, cross-dimensional Euclidian space, stabilization, disturbance decoupling, cross-dimensional projection.

I. INTRODUCTION

Dimension varying dynamic (control) systems (DVD(C)Ss) exist widely in nature and man-made mechanical systems. For example, on the internet or any time-varying networks such as social network, logistics networks, power supply network, etc., the users are joining and withdrawing frequently [4]. In a biological system, cells are producing and dying from time to time [5]. Some man-made mechanical systems are also of varying dimensions. For instance, the docking and undocking of spacecrafts [16], [32]; the connecting and disconnecting of vehicle clutch systems while speed changes [8]. The takeoff and landing of an aircraft can also be considered as a dimension varying system []. A similar situation arises in distributed power systems[11] or electric vehicle with transmission[24], just to mention a few.

To deal with DVD(C)Ss, various efficient techniques have been developed. For example, (1) using a global state space common to the different dynamics and reset maps[13]; (2)

gluing the state spaces of different modes together: [17] provides a gluing condition for two state spaces of switched linear systems; (3) multi-model multi-dimensional (M^3D) system approach, which was initiated by [29].

Roughly speaking, the M^3D approach is essentially to “connect” the piecewise smooth trajectories together or measure the switching jump quantitatively. [30] proposed a conservative law to construct pseudo-continuous trajectories. [31] proposed a \mathcal{KL} function to estimate the instant jump disconnected trajectories. Energy-based functions such as Hamiltonian function [24] and passivity preserving energy[12] are used to measure the switching disconnecters.

Another interesting phenomenon which provides a motivation for this paper is that a geometrical object, or a complex system, may be described by models of different dimensions. For instance, in power systems a single generator can be modeled as a 2 or 3 or 5 or 6 or even 7-dimensional dynamic system [21]. In contemporary physics, the string theory assumes the dynamics of strings to be the model for universe of time-space. But this model may have dimension 4 (special relativity), 5 (Kaluza-Klein theory), 10 (type 1 string), 11 (M-theory) or even 26 (Bosonic model) [18]. One observes from this phenomenon that two models with different dimensions might be very similar or even equivalent.

Traditional opinion considers Euclidian spaces of different dimensions as completely separated or completely disconnected spaces. If we consider

$$\mathbb{R}^\infty := \bigcup_{n=1}^{\infty} \mathbb{R}^n.$$

Then each \mathbb{R}^n is considered as a component of \mathbb{R}^∞ . Topologically, each \mathbb{R}^n is considered as a clopen (closed and open) subset of \mathbb{R}^∞ . (In this paper, such a topology is called a natural topology and denoted by \mathcal{T}_n .) The above phenomenon provides us a revelation that Euclidian spaces of different dimensions might be connected with each other in certain points, such that the continuous functions, the vector fields and then the dynamic systems on different Euclidian spaces might be equivalent.

This work is supported partly by the National Natural Science Foundation of China (NSFC) under Grants 62350037.

Daizhan Cheng is with Key Laboratory of Systems and Control, Academy of Mathematics and Systems Sciences, Chinese Academy of Sciences, Beijing 100190; and Research Center of Semi-tensor Product of Matrices P. R. China (e-mail: dcheng@iss.ac.cn).

Based on this observation, this paper proposes a metric (i.e., a distance) d_V on \mathbb{R}^∞ , which makes it a metric space. The topology deduced by the distance d_V is denoted by \mathcal{T}_d . This approach seems to be a combination of the aforementioned three techniques. (1) Taking \mathbb{R}^∞ as the universal state space of dimension varying systems. It can be considered as a global common state space for different models. But no resetting mapping is required. (2) Using distance d_V , we glue points with zero distance together. Under the topology \mathcal{T}_d \mathbb{R}^∞ becomes a path-connected space. (3) Using d_V as a measurement for the switching jump, the discontinuity can be determined. The only required condition is the switching mapping satisfies the Lipschitz condition. Note that most existing switchings in literature satisfy this, for example, Hamilton function in [24], passivity energy in [12], and \mathcal{KL} -class function in [31], etc.

It will be seen that the \mathbb{R}^∞ with topology \mathcal{T}_d is a perfect state space for dimension varying systems. In addition, using the metric, the synthesis and control design for DVDCSs become easy and efficient. The paper considers the controllability and observability, stabilization, disturbance decoupling of DVDCSs. Finally, the large scale hierarchical dimension varying networks are considered. Certain corresponding solvability conditions are obtained.

The rest of this paper is organized as follows: Section 2 provides some mathematical preliminaries, including (i) cross-dimensional Euclidian space; (ii) dimension-keeping semi-tensor product (DKSTP) of matrices. Section 3 formulates the dimension varying systems. First, the universal state space Ω is introduced, and its geometric properties are revealed. Then the lattice structure of the subspaces $\{\Omega^n\}$ is introduced. In fact, each dimension varying (control) system has a special finite dimensional sublattice as its state space. Using the distance and the lattice structure of Ω , the cross-dimensional switchings of dimension varying systems are investigated, and the Lipschitz switchings are introduced. Finally, the stability of dimension varying systems under the distance of Ω is discussed. The differential geometric structure of Ω is exploring in Section 4, including (i) continuous functions; (ii) vector fields (co-vector fields); (iii) distributions. They are used in the sequel for describing dimension varying dynamic (control) systems on Ω . Section 5 considers the synthesis of dimension varying control systems. The controllability, observability, stabilization, and disturbance decoupling problems are investigated. Section 6 is devoted to merge a dimension-varying control system into a common state space, which turns a dimension-varying control system to a conventional switching system in a fixed dimensional state space, which makes the results for switching control systems applicable to

dimension-varying control systems. Section 7 considers the hierarchical networks, which have time-varying nodes (i.e., users). The nodes are aggregated into several groups, and each group uses a nominated dimension to approximate all members in this group. It is proposed to deal with large scale networks. Section 8 is a brief concluding remarks.

Before ending this section a list of notations is presented.

- \mathbb{R} : set of real numbers.
- \mathbb{Z}_+ : set of positive integers.
- $\text{lcm}(a, b)$ (or $a \vee b$): least common multiple of a and b .
- $\text{gcd}(a, b)$ (or $a \wedge b$): greatest common divisor of a and b .
- $\sup(a, b)$: least common upper boundary of a and b ;
- $\inf(a, b)$: greatest common lower boundary of a and b .
- $\mathcal{M}_{m \times n}$: set of $m \times n$ dimensional real matrices.
- \otimes : Kronecker product of matrices.
- $\mathbb{R}^\infty := \bigcup_{n=1}^\infty \mathbb{R}^n$.
- $x \leftrightarrow y$: $x, y \in \mathbb{R}^\infty$ are equivalent.
- $\Omega = \mathbb{R}^\infty / \leftrightarrow$: the quotient space.
- $\langle \cdot, \cdot \rangle_V$: cross-dimensional inner product on \mathbb{R}^∞ , (applicable to Ω).
- $\|\cdot\|_V$: norm on \mathbb{R}^∞ .
- d_V : distance on \mathbb{R}^∞ .
- $m|n$: m is a factor of n , i.e., n/m is an integer.
- $\mathbf{1}_n := \underbrace{[1, \dots, 1]}_n^T$.
- \times : dimension-keeping semi-tensor product.
- δ_n^i : $\delta_n^i = \text{Col}_i(I_n)$.
- $\delta(t)$: Dirac function.
- \cong : homeomorphism (of topological spaces).

II. MATHEMATICAL PRELIMINARIES

This section is based on [6], [7], [10].

A. Cross-Dimensional Euclidian Space

Define a cross-dimensional Euclidian space as

$$\mathbb{R}^\infty = \bigcup_{n=1}^\infty \mathbb{R}^n.$$

It provides a beaming state space for dimension varying dynamic systems.

First, we need to turn it into a path-connected topological space, which allows the trajectories of a dimension varying system to evolve continuously over such state space.

We define semi-tensor addition on \mathbb{R}^∞ .

Definition 2.1: Let $x \in \mathbb{R}^m \subset \mathbb{R}^\infty$, $y \in \mathbb{R}^n \subset \mathbb{R}^\infty$, and $t = \text{lcm}(m, n)$. Define

$$x \pm y := (x \otimes \mathbf{1}_{t/m}) \pm (y \otimes \mathbf{1}_{t/n}). \quad (1)$$

Note that under this addition and the conventional scalar product of $x \in \mathbb{R}^\infty$ with $a \in \mathbb{R}$, \mathbb{R}^∞ becomes a pseudo vector space, which is almost a vector space except that the zero is not unique.

Definition 2.2: Consider \mathbb{R}^∞ , assume $x \in \mathbb{R}^m \subset \mathbb{R}^\infty$, $y \in \mathbb{R}^n \subset \mathbb{R}^\infty$, and $t = \text{lcm}(m, n)$.

(i) The inner product of x and y is defined as

$$\langle x, y \rangle_{\mathcal{V}} := \frac{1}{t} \langle x \otimes \mathbf{1}_{t/m}, y \otimes \mathbf{1}_{t/n} \rangle, \quad (2)$$

where $\langle \cdot, \cdot \rangle$ is the conventional inner product on \mathbb{R}^t .

(ii) The norm of x is defined as

$$\|x\|_{\mathcal{V}} := \sqrt{\langle x, x \rangle_{\mathcal{V}}}. \quad (3)$$

(iii) The distance between x and y is defined as

$$d_{\mathcal{V}}(x, y) := \|x - y\|_{\mathcal{V}}. \quad (4)$$

Remark 2.3:

- (i) Let $x, y \in \mathbb{F}^\infty$. x and y are said to be equivalent, denoted by $x \leftrightarrow y$, if $d_{\mathcal{V}}(x, y) = 0$.
- (ii) It is easy to see that $x \leftrightarrow y$, if and only if, there exist $\mathbf{1}_p$ and $\mathbf{1}_q$ such that

$$x \otimes \mathbf{1}_p = y \otimes \mathbf{1}_q.$$

(iii) Under the distance deduced topology, we have a quotient space

$$\Omega := \mathbb{R}^\infty / \leftrightarrow.$$

The elements in Ω are denoted by

$$\bar{x} = \{y \mid y \leftrightarrow x\}.$$

(iv) Define

$$\begin{aligned} \bar{x} \pm \bar{y} &:= \overline{x \pm y}, \\ \langle \bar{x}, \bar{y} \rangle_{\mathcal{V}} &:= \langle x, y \rangle_{\mathcal{V}}, \\ \|\bar{x}\|_{\mathcal{V}} &:= \|x\|_{\mathcal{V}}, \\ d_{\mathcal{V}}(\bar{x}, \bar{y}) &:= d_{\mathcal{V}}(x, y). \end{aligned}$$

They are all properly defined. Hence Ω is a well defined topological vector space [20]. Meanwhile, it is also an inner product space and hence a metric space. But it is not Hilbert space, because it is not complete.

(We refer to [6], [10] for details of all above claims.)

Next, we define a cross-dimensional projection.

Definition 2.4: Let $\xi \in \mathbb{R}^n$. The projection of ξ on \mathbb{R}^m , denoted by $\pi_m^n(\xi)$, is defined as

$$\pi_m^n(\xi) := \operatorname{argmin}_{x \in \mathbb{R}^m} \|\xi - x\|_{\mathcal{V}}. \quad (5)$$

Proposition 2.5: Let $t = \text{lcm}(m, n)$. Then

$$\pi_m^n(\xi) = \Pi_m^n \xi, \quad (6)$$

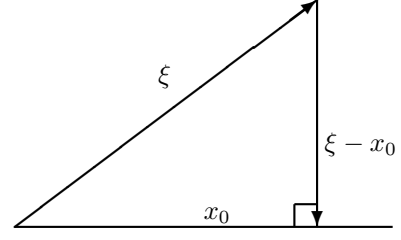


Fig.2.1 Projection

where

$$\Pi_m^n = \frac{m}{t} (I_m \otimes \mathbf{1}_{t/m}^T) (I_n \otimes \mathbf{1}_{t/n}). \quad (7)$$

Moreover,

$$\langle \xi - x_0, x_0 \rangle_{\mathcal{V}} = 0. \quad (8)$$

FigII-A shows this.

It is also easy to prove that the Pythagoras' theorem also holds. That is,

$$\|\xi\|_{\mathcal{V}}^2 = \|\xi - x_0\|_{\mathcal{V}}^2 + \|x_0\|_{\mathcal{V}}^2. \quad (9)$$

B. Dimension-Keeping Semi-Tensor Product

Denote by

$$\mathcal{M} := \bigcup_{m=1}^{\infty} \bigcup_{n=1}^{\infty} \mathcal{M}_{m \times n}.$$

Definition 2.6:

Let $M \in \mathcal{M}_{m \times n}$, $N \in \mathcal{M}_{p \times q}$, $t = \text{lcm}(n, p)$. The dimension-keeping semi-tensor product (DK-STP) of M and N is defined as

$$M \bowtie N := \frac{n}{t} \left(M \otimes \mathbf{1}_{t/n}^T \right) (N \otimes \mathbf{1}_{t/p}) \in \mathcal{M}_{m \times q}. \quad (10)$$

Remark 2.7: In general, DK-STP is defined as

$$M \bowtie N := \left(M \otimes \mathbf{1}_{t/n}^T \right) (N \otimes \mathbf{1}_{t/p}) \in \mathcal{M}_{m \times q}.$$

The (10) is called the weighted DK-STP. Weighted DK-STP has similar properties as DK-STP. Throughout this paper we use only weighted DK-STP, hence (10) is simply defined as DK-STP.

Some fundamental properties are listed as follows:

Proposition 2.8:

- (i) If $A \in \mathcal{M}_{m \times n}$ and $B \in \mathcal{M}_{n \times p}$, then

$$A \bowtie B = AB.$$

That is, the DK-STP is a generalization of conventional matrix product.

- (ii) Let $A \in \mathcal{M}_{m \times n}$, $B \in \mathcal{M}_{p \times q}$, and $t = \text{lcm}(n, p)$. Then

$$A \times B = A \Psi_{n \times p} B, \quad (11)$$

where $\Psi_{n \times p} \in \mathcal{M}_{n \times p}$, called a bridge matrix, which is defined as

$$\Psi_{n \times p} := \frac{n}{t} \left(I_n \otimes \mathbf{1}_{t/n}^T \right) (I_p \otimes \mathbf{1}_{t/p}). \quad (12)$$

(iii) (Distributivity) Assume A and B are of the same dimensions, say $A, B \in \mathcal{M}_{m \times n}$, then

$$\begin{aligned} (A + B) \times C &= A \times C + B \times C, \\ C \times (A + B) &= C \times A + C \times B. \end{aligned}$$

(iv) (Associativity) Let $A, B, C \in \mathcal{M}$. Then

$$(A \times B) \times C = A \times (B \times C).$$

(iv) Consider $\mathcal{M}_{m \times n}$, with conventional matrix addition $+$ and DK-STP, $(\mathcal{M}_{m \times n}, +, \times)$ is a ring*.

Remark 2.9: Comparing (12) with (7), one sees easily that

$$\Psi_{n \times m} = \Pi_n^m. \quad (13)$$

This fact is surprising, because we define them independently through two completely different ways. But it provides a geometric meaning for DK-STP. That is, let $A \in \mathcal{M}_{m \times n}$ and $B \in \mathcal{M}_{p \times q}$, then

$$A \times B = A \Pi_n^p B = A \pi_n^p(B). \quad (14)$$

It means first \times maps each column of B into \mathbb{R}^n and then A maps vectors $x \in \mathbb{R}^n$ to \mathbb{R}^m .

III. DIMENSION VARYING DYNAMIC SYSTEMS

A. State Space: Ω

Definition 3.1: Let $\Sigma_i, i \in [1, s]$ be a finite set of dynamic systems with state spaces \mathbb{R}^{n_i} respectively. Assume there is a switching mapping $\sigma : \mathbb{R}_+ \rightarrow [1, s]$, which is piecewise constant right continuous, then a dimension varying system, consisting of modes Σ_i , is defined as follows:

$$\Sigma(t) = \Sigma_{\sigma(t)}, \quad t \in [0, \infty). \quad (15)$$

Denote the dimension varying system briefly by $\Sigma = \{\Sigma_i \subset \mathbb{R}^{n_i} \mid i \in [1, s]\}$.

To begin with, we need to find a proper state space for dimension varying systems. A fundamental requirement is the trajectory of such a system could be continuous. A natural candidate is \mathbb{R}^∞ with its topology deduced by the distance d_V , which is Ω . Can we merge Σ into Ω ? Yes! The following proposition shows that.

*We refer to any standard Algebra textbook for related algebraic concepts, say, [14]

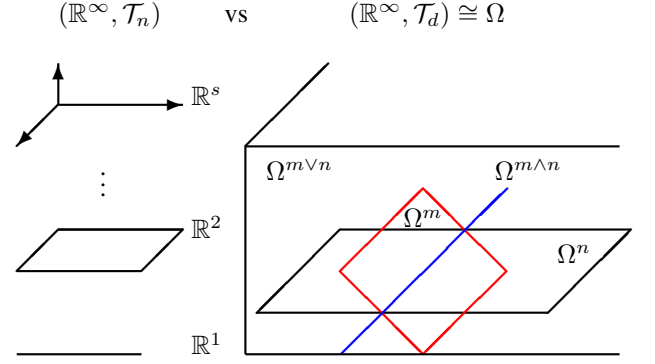


Fig.3.1 Comparing \mathbb{R}^∞ with Ω

Proposition 3.2:

$$\Omega^n := \Omega \bigcap \mathbb{R}^n \cong \mathbb{R}^n.$$

Proof. Let $x \in \mathbb{R}^n$. Then $\bar{x} \cap \mathbb{R}^n = x$, which is unique. Since any two norms on a finite dimensional normed space are topologically equivalent[27], the claim is obvious. This fact can also be seen from the fact that the two distances are proportional. \square

Remark 3.3: There are two different topologies on \mathbb{R}^∞ : One is the natural topology, denoted by \mathcal{T}_n , which considers each \mathbb{R}^n as its component (precisely speaking, as its clopen (closed and open) subset). Another one is deduced by the distance d_V , denoted by \mathcal{T}_d , which makes \mathbb{R}^∞ (precisely speaking Ω) a path-connected topological space. Figure III-A shows these two topologies.*

Proposition 3.2 is of fundamental importance, because it leads to the following result.

Theorem 3.4:

- (i) \mathbb{R}^n with its classical Euclidian topology is homeomorphic to $\Omega^n = \mathbb{R}^n \cap \Omega$ with its subspace topology inherited from Ω .
- (ii) Consider a sequence $\{\bar{x}_k \mid k = 1, 2, \dots\} \subset \Omega$. Assume

$$\lim_{k \rightarrow \infty} \bar{x}_k = \bar{x}_0,$$

and $x_0 \in \bar{x}_0 \cap \mathbb{R}^n$. Let

$$x_{k_i} = \bar{x}_{k_i} \bigcup \mathbb{R}^n$$

be a sequence in \mathbb{R}^n . Then

$$\lim_{i \rightarrow \infty} x_{k_i} = x_0. \quad (16)$$

Proof.

*We refer to any Topology textbook for concepts in topology, say, [19].

(i) Let $x, y \in \mathbb{R}^n$. By definition, we have

$$d_V(\bar{x}, \bar{y}) = \frac{1}{\sqrt{n}} d(x, y).$$

Note that over \mathbb{R}^n the $\frac{1}{\sqrt{n}}$ is a constant number, then the topology deduced by $d(x, y)$ is the same as the topology deduced by d_V . The former is the classical Euclidean topology of \mathbb{R}^n , and the latter is the subspace topology of \mathbb{R}^n inherited from Ω . The conclusion follows.

(ii) Since

$$d(x_{k_i}, x_0) = \sqrt{n} d_V(\bar{x}_{k_i}, \bar{x}) \xrightarrow{i \rightarrow \infty} 0, \quad (17)$$

the conclusion is obvious. \square

Remark 3.5:

- (i) Fact (i) of Theorem 3.4 is surprising. In fact, Ω is a quotient space of $(\mathbb{R}^\infty, \mathcal{T}_n)$. So the (quotient) topology on Ω is coarser than \mathcal{T}_n . In fact, it is easy to verify that the topology on Ω is strictly coarser than \mathcal{T}_n . Then $\Omega^n \subset \Omega$ with its subspace topology seems could also be coarser than $\mathcal{T}_n|_{\mathbb{R}^n}$. In fact, it turns out that the Ω^n with its subspace topology is homeomorphic to $\mathcal{T}_n|_{\mathbb{R}^n}$, which is the classical Euclidean topology. This is unbelievably nice, which makes all switching modes can be merged into Ω automatically without any model modification. This fact makes it convincing for taking Ω for the state space of CD(C)S.
- (ii) Fact (ii) shows cross-dimensional convergence of a sequence $\{\bar{x}_n\}$ ensures the convergence of $x_{n_i} \in \bar{x}_{n_i} \cap \mathbb{R}^{n_i}$ for any $n_i \in \mathbb{Z}_+$. Roughly speaking, the convergence in Ω implies the convergence in each $\Omega^n \cong \mathbb{R}^n$.

Summarizing the above arguments, one sees easily that a dimension varying system Σ can be merged into Ω by merging each mode Σ_i into Ω^i . Then the dynamics of each subsystem evolving on Ω is exactly the same as its dynamics on \mathbb{R}^{n_i} .

Not only the Ω^n , as the restriction of Ω on \mathbb{R}^n , has exactly the same geometric structure as \mathbb{R}^n , but also the cross-dimensional geometry of Ω is the same as Euclidean space. We give an example to depict this.

Example 3.6: Consider a triangle $\triangle ABC \in \Omega$ (see Figure 3.6), where $A, B, C \in \Omega$, say, $A = (1, 2, -1)^T \in \Omega^3$, $B = (2, 0, -1, 3)^T \in \Omega^4$, and $C = (1, 2, -1, -2, 1)^T \in \Omega^5$.

Set three sides as

$$cb := B - C, \quad ac := C - A, \quad ba := A - B.$$

Then it is easy to calculate that

$$\begin{aligned} a &= \|cb\|_V = 1.7607, \\ b &= \|ac\|_V = 1.9833, \\ c &= \|ba\|_V = 2.5499. \end{aligned}$$

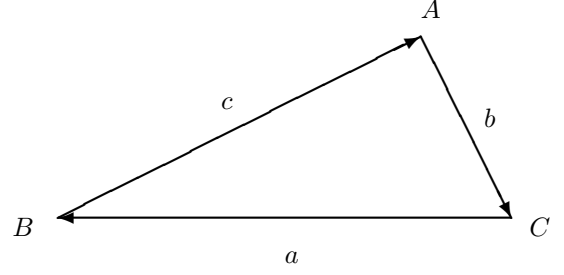


Fig.3.2 A Triangle in Ω

$$\begin{aligned} \cos \angle A &= \frac{-\langle ba, cb \rangle_V}{bc} = 0.7252, \\ \cos \angle B &= \frac{-\langle cb, ba \rangle_V}{ac} = 0.6312, \\ \cos \angle C &= \frac{-\langle cb, ac \rangle_V}{ab} = 0.0764. \end{aligned}$$

It follows that

$$\begin{aligned} \angle A &= 43.5177^\circ, \\ \angle B &= 50.8619^\circ, \\ \angle C &= 85.6200^\circ. \end{aligned}$$

It is ready to verify the Law of Sines:

$$\frac{a}{\sin A} = \frac{b}{\sin B} = \frac{c}{\sin C} = 2.5571.$$

It is also easy to verify the Law of Cosines, Law of Tangents, etc. are also correct.

In fact, because Ω inherits the topological and geometric structures from Euclidean spaces, we can conclude the following:

All the results from Plane Geometry, Solid Geometry, Trigonometry, etc. remain available in Ω .

This fact shows that Ω keeps the geometric structure of Euclidean spaces remaining available.

B. Lattice Structure on Ω

Definition 3.7: [1], [3] Let $\mathcal{L} \neq \emptyset$ be a partially ordered set with the order \prec . If for any two elements $a, b \in \mathcal{L}$ there is a least common upper boundary, denoted by $\sup(a, b) \in \mathcal{L}$, and a greatest common lower boundary, denoted by $\inf(a, b) \in \mathcal{L}$, then \mathcal{L} is called a lattice.

Example 3.8: Consider the set of positive integers \mathbb{Z}_+ . Define an order

$$a \prec b, \quad \text{iff } a|b, \quad a, b \in \mathbb{Z}_+. \quad (18)$$

It is easy to verify that

$$\sup(a, b) = \text{lcm}(a, b), \quad \inf(a, b) = \text{gcd}(a, b).$$

Hence (\mathbb{Z}_+, \prec) is a lattice, called the multiplication-division (MD-1) lattice.

Definition 3.9: Consider

$$\Omega = \bigcup_{n=1}^{\infty} \Omega^n.$$

As aforementioned that Ω^n is homeomorphic to \mathbb{R}^n , $n = 1, 2, \dots$. Ω^m is said to be an \mathcal{L} -subspace of Ω^n and denoted by

$$\Omega^m \prec \Omega^n \quad (19)$$

if $m|n$.

Proposition 3.10: Under the order defined by (19)

$$\mathcal{L}_\Omega := (\{\Omega^n \mid n = 1, 2, \dots\}, \prec)$$

is a lattice, where

$$\begin{aligned} \sup(\Omega^m, \Omega^n) &= \Omega^{m \vee n}, \\ \inf(\Omega^m, \Omega^n) &= \Omega^{m \wedge n}. \end{aligned} \quad (20)$$

Proof. Assume $\Omega^t \prec \Omega^m$ and $\Omega^t \prec \Omega^n$. By definition, $t|m$ and $t|n$. That is, t is a common divisor of m and n . Hence, $t|(m \wedge n)$. It follows that $\Omega^{m \wedge n}$ is the greatest common lower bound of Ω^m and Ω^n . Similarly, we can prove $\Omega^{m \vee n}$ is the lowest common upper bound of Ω^m and Ω^n . \square

It is obvious that $\mathcal{L}_\Omega := (\{\Omega^n \mid n = 1, 2, \dots\}, \prec)$ is isomorphic to MD-1.

Definition 3.11: Let \mathcal{L} be a lattice.

(i) Let $\mathcal{H} \subset \mathcal{L}$ be a subset. \mathcal{H} is called a sub-lattice, if

$$\begin{aligned} \sup(a, b) &\in \mathcal{H}, \\ \inf(a, b) &\in \mathcal{H}, \quad a, b \in \mathcal{H}. \end{aligned}$$

- (ii) A sub-lattice \mathcal{H} is called an idea, if for any $a \in \mathcal{L}$, there exists $h \in \mathcal{H}$ such that $a \prec h$, implies $a \in \mathcal{H}$.
- (iii) A sub-lattice \mathcal{H} is called a filter, if for any $a \in \mathcal{L}$, there exists $h \in \mathcal{H}$ such that $h \prec a$, implies $a \in \mathcal{H}$.
- (iv) A filter \mathcal{F} is called a principle filter is there exists a unique smallest element x_0 such that

$$h \succ x_0, \quad h \in \mathcal{F}.$$

The \mathcal{F} is denoted by $\mathcal{F}(x_0)$.

- (v) An ideal \mathcal{I} is called a principle ideal is there exists a unique largest element x_0 such that

$$h \prec x_0, \quad h \in \mathcal{I}.$$

The \mathcal{I} is denoted by $\mathcal{I}(x_0)$.

Consider $\bar{x} \in \Omega$. It is easy to see that there exists a unique $x_1 \in \bar{x}$, such that

$$\bar{x} = \{x_n = x_1 \otimes \mathbf{1}_n \mid n = 1, 2, \dots\}.$$

Then we define

$$\dim(\bar{x}) := \dim(x_1), \quad \bar{x} \in \Omega.$$

Example 3.12: Consider \mathbb{R}^∞ . Assume $x \neq y \in \mathbb{R}^\infty$. A partial order \prec is defined as follows: $x \prec y$, iff, there exists a $\mathbf{1}_s$ such that $x \otimes \mathbf{1}_s = y$. Then $(\mathbb{R}^\infty, \prec)$ is a lattice.

- (i) x and y are comparable, iff, $x \leftrightarrow y$.
- (ii) Let $\bar{x} \in \Omega$ and $x_1 \in \bar{x}$ be the smallest element. Then \bar{x} is a principle filter generated by x_1 .

Definition 3.13: Assume $\bar{x} \in \Omega$ and $\dim(\bar{x}) = n_0$. Then the tangent bundle of \bar{x} is

$$T_{\bar{x}} = \bigcup_{k=1}^{\infty} T(\mathbb{R}^{kn_0}). \quad (21)$$

C. Lipschitz Switching

This subsection considers the switchings in a dimension varying system.

Definition 3.14: Consider a cross dimensional system $\Sigma = \{\Sigma_i \subset \mathbb{R}^{n_i} \mid i \in [1, s]\}$.

- (i) Let t be a switching moment such that $x(t^-) \in \Sigma_p$ and $x(t^+) \in \Sigma_q$. The switching is called a Lipschitz switching with respect to $L_s^r > 0$, if

$$\|x(t^+)\|_{\mathcal{V}} \leq L_q^p \|x(t^-)\|_{\mathcal{V}}. \quad (22)$$

- (ii) The system Σ is said to with Lipchitz switching, if there exists a common $L > 0$ such that all switchings are Lipschitz with respect to L .

Through this paper we assume there exists a Lipschitz function φ , such that

$$\|x(t^+)\|_{\mathcal{V}} = \varphi(\|x(t^-)\|_{\mathcal{V}}). \quad (23)$$

In the following example, we propose some Lipschitz switches.

Example 3.15:

- (i) Constant Linear Mapping:

Assume there exist a set of constant matrices $W_q^p \in \mathcal{M}_{n_q \times n_p}$ such that the switching $\sigma(t) : x(t^-) \in \Sigma_p \rightarrow x(t^+) \in \Sigma_q$ satisfies

$$x(t^+) = W_q^p x(t^-).$$

Let $A \in \mathcal{M}$, then the operator norm of A on \mathbb{R}^∞ is defined by

$$\|A\|_{\mathcal{V}} := \sup_{0 \neq x \in \mathbb{R}^\infty} \frac{\|A \otimes x\|_{\mathcal{V}}}{\|x\|_{\mathcal{S}}}.$$

It has been proved in [7] that (see also [9] Proposition 13.4.2) if $A \in \mathcal{M}_{m \times n}$ then

$$\|A\|_{\mathcal{V}} = \sqrt{\frac{n}{m} \sigma_{\max}(A^T A)}. \quad (24)$$

Using (24) we have that

$$\begin{aligned} L_q^p &= \|W_q^p\|_{\mathcal{V}} = \sup_{0 \neq x \in \mathbb{R}^\infty} \frac{\|W_q^p x\|_{\mathcal{V}}}{\|x\|_{\mathcal{V}}} \\ &= \sqrt{\frac{n_p}{n_q} \sigma_{\max}((W_q^p)^T W_q^p)}. \end{aligned} \quad (25)$$

(ii) Nearest Jump:

Assume the trajectory jumps at t from p -th mode to q -th mode. That is, from \mathbb{R}^{n_p} to \mathbb{R}^{n_q} . It jumps to the nearest point. That is,

$$x(t^+) = \Pi_{n_q}^{n_p} x(t^-). \quad (26)$$

This is the particular case of (i) with $W_q^p = \Pi_{n_q}^{n_p}$.

(iii) Differentiable Jump:

In general, assume the jump functions

$$x_i^q = x_i^q(x_1^p, \dots, x_{n_p}^p), \quad i \in [1, n_q],$$

are differentiable functions. Then

$$W_q^p(t) = \frac{\partial(x_1^q, \dots, x_{n_q}^q)}{\partial(x_1^p, \dots, x_{n_p}^p)}(t).$$

The Lipschitz condition ensures the uniform boundary exists.

Remark 3.16:

- (i) Nearest jump is physically reasonable. For a physical system with transitions, the transitions generally occur at the closest distance to minimize the required energy. For instance, for any two charged bodies, the discharge consistently occurs at their nearest location.
- (ii) Even if the transition is assumed to occur in a small neighborhood of the closest point, which can be treated as an error. The subsequent discussion remains valid.
- (iii) A common situation for the switches of a network is: some new recruits join the network, or some members leave the network. If a switch is caused by some members leaving the network, it is obvious that the Lipschitz condition is satisfied. As some new recruits join the network, the Lipschitz condition means the new recruits must meet certain required condition. Otherwise, they may destroy the network structures.
- (iv) In practice, the jumping functions are mostly the experimentally derived. For instance, in vehicle clutch transient process [28] provides such a jumping function.

Define the switching gap by

$$\delta t := d_{\mathcal{V}}(x(t^-), x(t^+)). \quad (27)$$

By definition we have the following result.

Proposition 3.17: Consider $\Sigma = \{\Sigma_i \subset \mathbb{R}^{n_i} \mid i \in [1, s]\}$. Its trajectory is continuous at t , if and only if, $x(t^-) \leftrightarrow x(t^+)$, i.e., $d(t) = d_{\mathcal{V}}(x(t^-), x(t^+)) = 0$.

Observing Figure III-A, it is clear that a switching is continuous, if and only if, $x(t^-) \in \mathbb{R}^{n_p} \cap \mathbb{R}^{n_q} = \mathbb{R}^{n_k}$, where $n_k = \gcd(n_p, n_q)$.

Example 3.18:

- (i) Assume $\Sigma_1 \subset \mathbb{R}^n$ and $\Sigma_2 \subset \mathbb{R}^m$, where $m < n$ and Σ_2 is obtained from Σ_1 by dropping $n - m$ agents. Without lose of generality, we assume the last $n - m$ agents are dropped. Then the transition matrix becomes

$$W_m^n = [I_m, 0_{m \times (n-m)}]. \quad (28)$$

It is obviously a Lipschitz switching.

- (ii) Assume $\Sigma_1 \subset \mathbb{R}^n$ and $\Sigma_2 \subset \mathbb{R}^m$, where $m > n$ and Σ_2 is obtained from Σ_1 by adding $n - m$ agents. We assume the adding is obtained by nearest jumping. Then the transition matrix is

$$W_m^n = \begin{bmatrix} I_n \\ \Pi_{m-n}^n \end{bmatrix}, \quad (29)$$

where Π_{m-n}^n can be replaces by any matrix with full row rank, or even a (full row rank) Lipschitz mapping.

- (iii) If a switch consists of dropping and adding, then

$$W_m^n = W_m^s W_s^n, \quad s < n, \quad (30)$$

where W_s^n is of the form (28) and W_m^s is of the form (29).

D. Stability of Dimension Varying System

Definition 3.19: Consider a dimension varying system $\Sigma = \{\Sigma_i \subset \mathbb{R}^{n_i} \mid i \in [1, s]\}$.

- (i) An $\bar{x}_0 \in \Omega$ is called an equilibrium of Σ , if $x_0^i \in \Omega^{n_i} \cap \bar{x}_0 \forall i \in [1, s]$ exist and x_0^i is an equilibrium of Σ_i , $i \in [1, s]$.
- (ii) Σ is said to be (globally) stable at \bar{x}_0 , if Σ_i is stable at x_0^i , $\forall i \in [1, s]$.
- (iii) Σ is said to be locally stable at \bar{x}_0 , if Σ_i is locally stable at x_0^i , $\forall i \in [1, s]$.

Definition 3.20: Consider a dimension varying system $\Sigma = \{\Sigma_i \subset \mathbb{R}^{n_i} \mid i \in [1, s]\}$. Let the jumping times are $0 < t_1 < t_2 < \dots$.

- (i) The minimum dwell time is defined by

$$\Delta_m := \inf_{i \in \mathbb{Z}_+} (t_{i+1} - t_i) \geq \epsilon > 0.$$

- (ii) Let P_i be the set of non switching time intervals $[t_i, t_{i+1})$, when the model Σ_i is active. Hence for each non-switching period $[t_j, t_{j+1})$ there is a unique P_i such that

$$[t_j, t_{j+1}) \in P_i.$$

Definition 3.21: Consider a dimension varying system $\Sigma = \{\Sigma_i \subset \mathbb{R}^{n_i} \mid i \in [1, s]\}$. Let $n = \text{lcm}(n_1, \dots, n_d)$ and \mathcal{L} be a positive definite function on \mathbb{R}^n with

$$L(x) \begin{cases} = 0, & x = x_0, \quad x_0 \in \bar{x}_0 \\ > 0, & \text{Otherwise,} \end{cases}$$

$L(x)$ is called a Lyapunov function for Σ if

$$\frac{d}{dt} L(x^i(t) \otimes \mathbf{1}_{n/n_i}) < 0, \quad x^i(t) \neq x_0^i, \quad t \in p_i. \quad (31)$$

Then we have the following result.

Theorem 3.22: Consider a dimension varying system $\Sigma = \{\Sigma_i \subset \mathbb{R}^{n_i} \mid i \in [1, s]\}$. The system Σ is stable, if there exists a Lyapunov function and the minimum dwell time Δ_m is large enough.

Proof. Using Theorem 3.4, one sees easily that the restriction $L|_{\Sigma_i}$ is a Lyapunov function. Hence L is essentially a common Lyapunov function for all models. Now the problem is the trajectory are not assured to be continuous. Hence, we have a jump gap δ_{t_k} at jump moment t_k . Assume the dwell time Δ_d is large enough. Then we have

$$\|\bar{x}_{t_k}^+\|_{\mathcal{V}} - \|\bar{x}_{t_{k+1}}^-\|_{\mathcal{V}} > \delta_{t_k}.$$

As long as the δ_{t_k} , $k = 1, 2, \dots$ are uniformly bounded, using the Lyapunov function can be used to find a finite dwell time $\Delta_d > 0$ such that the deduces norm during the dwell time is more that the increased norm by preceding jump.

What remains to prove is the existing of uniform boundary for δ_{t_k} , $k = 1, 2, \dots$.

Since the switchings are assumed to be Lipschitz. The required dwell time can be obtained. \square

We give a simple example to describe this.

Example 3.23: Consider a dimension varying system $\Sigma = \{\Sigma_1 \subset \mathbb{R}^2, \Sigma_2 \subset \mathbb{R}^4\}$, where

$$\begin{aligned} \Sigma_1 : \quad & \dot{x}^1(t) = \begin{bmatrix} 3 & 2 \\ -10 & -6 \end{bmatrix} x^1(t) := A_1 x^1(t), \\ & x^1 \in \mathbb{R}^2. \\ \Sigma_2 : \quad & \dot{x}^2(t) = \begin{bmatrix} -5 & 1 & 0 & 1 \\ 1 & -3 & 0 & 1 \\ -1 & 0 & -2 & 0 \\ 0 & 1 & 0 & -2 \end{bmatrix} x^2(t) := A_2 x^2(t), \\ & x^2 \in \mathbb{R}^4. \end{aligned} \quad (32)$$

Using (7), we have

$$\Pi_4^2 x - x = x \otimes \mathbf{1}_2 - x = 0.$$

So it causes no transition gap. Using (24) yields

$$\|\Pi_2^4\|_{\mathcal{V}} = 2.$$

Then

$$\|\Pi_2^4 x - x\|_{\mathcal{V}} \leq (\|P i_2^4\|_{\mathcal{V}} + 1) \|x\|_{\mathcal{V}} = 3 \|x\|_{\mathcal{V}}.$$

It is easy to verify that

$$\|e^{3.6A_1}\| = 0.3201.$$

It is clear that when the dwell time $\Delta_d = 3.6$, Σ is stable.

Note that the norm estimation is equivalent to set $L(x) = \|x\|$, where $\|\cdot\|$ is the standard norm on \mathbb{R}^4 .

E. Robustness

It was emphasized in [31] that in dimension varying systems there are state impulses appearing at the switching moments. Under our model it can be treated as disturbance. We use linear switching modes to describe this. Consider a dimension varying system

$$\Sigma = \{\Sigma_k \subset \mathbb{R}^{n_k} \mid k \in [1, s]\}, \quad (33)$$

where Σ_k is described by

$$\dot{x}(t) = A_k x(t) + \eta_k(t)w, \quad t \in [t_i, t_{i+1}), k \in [1, s], \quad (34)$$

where $\eta_k(t) \in \mathbb{R}^\ell$ is a disturbance of dimension ℓ , which is uncertain but measurable.

If it is the state impulse, it can be described as

$$\eta_k(t) = \delta(t)gv,$$

where $\delta(t)$ is a Dirac function, $g \in \mathbb{R}^\ell$ is of unit norm, where very likely ℓ is in between $\dim(x(t^-))$ and $\dim(x(t^+))$, and v is the impulse amplitude.

Note that by the definition of DK-STP, the dimension of the disturbance does not affect the nominal dimension of $x(t)$. If it is state impulse, as long as the amplitude of v is well described, say

$$v = \mu \|(x(t^+) - x(t^-))\|_{\mathcal{V}}, \quad (35)$$

where $\mu > 0$ is a constant parameter, the impact of disturbance can be precisely estimated.

In nonlinear case, the projected impulse

$$\Pi_n^\ell \eta_k(t)$$

can be used to estimate its impact on nominated system, which has nominal dimension n .

IV. DIFFERENTIAL GEOMETRY ON Ω

A. Smooth Functions

Definition 4.1: $h(x) : \Omega \rightarrow \mathbb{R}$ is called a smooth (C^∞) function, if $h(x)|_{\Omega_n}$, $n = 1, 2, \dots$ are smooth (C^∞) functions. The set of smooth functions is denoted by $C^\infty(\Omega)$.

To construct a smooth function on Ω we need some preparations.

Lemma 4.2: [6] Assume $x \in \mathbb{R}^m$, $y \in \mathbb{R}^n$. $x \leftrightarrow y$, if and only if, there exists a unique $z \in \mathbb{R}^s$, where $s = \gcd(m, n)$, such that $x = z \otimes \mathbf{1}_{m/s}$ and $y = z \otimes \mathbf{1}_{n/s}$.

Lemma 4.3:

$$\Pi_t^{km}(x \otimes \mathbf{1}_k) = \Pi_t^m(x), \quad x \in \mathbb{R}^m. \quad (36)$$

Proof. Denote

$$p = \text{lcm}(t, km), \quad q = \text{lcm}(t, m), \quad p = rq.$$

Then we have

$$\begin{aligned} \Pi_t^{km}(x \otimes \mathbf{1}_k) &= \frac{t}{p} \left(I_t \otimes \mathbf{1}_{p/t}^\top \right) (I_{km} \otimes \mathbf{1}_{p/(km)}) (x \otimes \mathbf{1}_k) \\ &= \frac{t}{p} \left(I_t \otimes \mathbf{1}_{p/t}^\top \right) (I_k \otimes I_m \otimes \mathbf{1}_{p/(km)}) ((x \otimes \mathbf{1}_k) \otimes 1) \\ &= \frac{t}{p} \left(I_t \otimes \mathbf{1}_{p/t}^\top \right) (x \otimes \mathbf{1}_k \otimes \mathbf{1}_{p/(km)}) \\ &= \frac{t}{p} \left(I_t \otimes \mathbf{1}_{p/t}^\top \right) (x \otimes \mathbf{1}_{p/m}) \\ &= \frac{t}{p} \left(I_t \otimes \mathbf{1}_{q/t}^\top \otimes \mathbf{1}_r^\top \right) (x \otimes \mathbf{1}_{q/m} \otimes \mathbf{1}_r) \\ &= \frac{tr}{p} \left(I_t \otimes \mathbf{1}_{q/t}^\top \right) (x \otimes \mathbf{1}_{q/m}) \\ &= \frac{t}{q} \left(I_t \otimes \mathbf{1}_{q/t}^\top \right) (I_m \otimes \mathbf{1}_{q/m}) x = \Pi_t^m x. \end{aligned}$$

□

Theorem 4.4: Let $x \in \mathbb{R}^m$, $y \in \mathbb{R}^n$, and $x \leftrightarrow y$. Then for any $t \in \mathbb{Z}_+$

$$\Pi_t^m(x) = \Pi_t^n(y). \quad (37)$$

Proof. Let $s = \gcd(m, n)$. Using Lemma 4.2, there exists a $z \in \mathbb{R}^s$ such that

$$x = z \otimes \mathbf{1}_{m/s}, \quad y = z \otimes \mathbf{1}_{n/s}.$$

Using Lemma 4.3,

$$\Pi_t^m(x) = \Pi_t^s(z) = \Pi_t^n(y).$$

□

Definition 4.5: Let $h(x) \in C^\infty(\mathbb{R}^n)$ be a smooth function. Extend $h(x)$ to \mathbb{R}^∞ as follows:

$$H(y) := \begin{cases} h(y), & y \in \mathbb{R}^n, \\ h(\Pi_n^m(y)), & y \in \mathbb{R}^m, \quad m \neq n. \end{cases} \quad (38)$$

Using Theorem 4.4, the following proposition is obvious.

Proposition 4.6: Define

$$H(\bar{y}) := H(y), \quad y \in \mathbb{R}^\infty, \quad (39)$$

then H is smooth function on Ω , i.e., $H \in C^\infty(\Omega)$.

Remark 4.7: To see H is properly defined, we need to show that the $H(\bar{y})$ defined by (39) is independent of the choice of $y \in \bar{y}$. This fact is ensured by Theorem 4.4.

B. Vector Fields

Let $f(x) \in V(\mathbb{R}^n)$ be a smooth C^∞ vector field. Consider a principle filter $\mathcal{F}_n := \mathcal{F}(\Omega^n)$. Define a vector field $F(x)$ as follows.

$$F(y) = \begin{cases} f(y), & x \in \mathbb{R}^n, \\ \Pi_m^n f(\Pi_n^m y), & y \in \mathcal{F}_n. \end{cases}$$

Proposition 4.8: Assume $n|m$, define

$$F(\bar{y}) = F(y), \quad \bar{y} \in \Omega. \quad (40)$$

Then F is a properly defined vector field. That is, if $y_1 \leftrightarrow y_2$, then $F(y_1) \leftrightarrow F(y_2)$. Precisely, assume $y_1 \in \mathbb{R}^{pn}$, $y_2 \in \mathbb{R}^{qn}$, $s = \gcd(p, q)$, and $y_1 \leftrightarrow y_2$, then

$$F(y_1) \otimes \mathbf{1}_{p/s} = F(y_2) \otimes \mathbf{1}_{q/s}. \quad (41)$$

Proof. According to Theorem 4.4,

$$z := F(\Pi_n^{pn}(y_1)) = F(\Pi_n^{qn}(y_2)).$$

A straightforward computation shows that

$$\Pi_{pn}^n z = z \otimes \mathbf{1}_p, \quad \Pi_{qn}^n z = z \otimes \mathbf{1}_q.$$

The concluding follows. □

Remark 4.9:

- (i) From the proof of the Proposition 4.8 one sees that if $f(x) \in V(\mathbb{R}^n)$ (equivalently, $f(x) \in V(\Omega^n)$), then the vector field $F(\bar{x}) \in V(\Omega)$ is only defined on $T(\Omega^{kn})$, $k = 1, 2, \dots$. Moreover,

$$F(x \otimes \mathbf{1}_k) = f(x) \otimes \mathbf{1}_k, \quad k = 1, 2, \dots \quad (42)$$

- (ii) For each $\bar{x}_0 \in \Omega$ assume $\dim(\bar{x}_0) = s$, and $\text{lcm}(s, n) = t$, then $F(\bar{x}_0)$ is defined on $T(\Omega^{kt})$, $k = 1, 2, \dots$, which is a filter of $T(\bar{x}_0) = \bigcup_{k=1}^\infty \mathbb{R}^{ks}$.
- (iii) Assume for each $F(x) \in V(\Omega)$, there is a Ω_{n_0} such that

$$F(x)|_{\Omega_{n_0}} = V(\Omega_{n_0}), \quad (43)$$

i.e., it is defined at each $x \in \Omega_{n=0}$. Moreover, n_0 is the smallest n , satisfying (43), then $F(x)$ is said to be generated by $f(x) = F(x)|_{\Omega_{n_0}}$. In this paper, we are only concerning about such smooth vector fields.

From above argument, we have the following result.

Proposition 4.10: Assume $F(x) \in V(\Omega)$ is generated by $f(x) \in V(\Omega^n)$. $f_m(x) = F(x)|_{\Omega^m}$, where $n|m$. Let $x_0 \in \Omega^n$ and the integral curve of $f(x)$ with initial point $x(0) = x_0$ is

$\Phi_t^{f(x)}(x_0)$, then the integral curve of $f_m(y)$ with initial value $y_0 = x_0 \otimes \mathbf{1}_{m/n}$ is

$$\Phi_t^{f_m(y)}(y_0) = \Phi_t^{f(x)}(x_0) \otimes \mathbf{1}_{m/n}. \quad (44)$$

Remark 4.11: Proposition 4.10 is essential for our approach in the sequel. It means a vector field $f(x)$ on Ω^n can be lifted to Ω^{kn} as $F(y)$, and $F(x \otimes \mathbf{1}_k) = f(x) \otimes \mathbf{1}_k$. Moreover, the integral curve $\Phi_t^f(x_0)$ can be lifted to $\Phi_t^F(y_0)$ for $y_0 = x_0 \otimes \mathbf{1}_k$, such that

$$\Phi_t^F(x_0 \otimes \mathbf{1}_k) = \Phi_t^f(x_0) \otimes \mathbf{1}_k. \quad (45)$$

In one word, the integral curve of f is a by-simulation with the integral curve of its lifting vector field F . This observation makes the definition of vector field on Ω meaningful. Note that the vector fields on Ω are defined only over a filter of tangent bundles.

C. Distribution

Definition 4.12: Let $f_i(x) \in V(\Omega)$, $i \in [1, s]$ be a finite set of vector fields. Moreover, f_i are generated by $f_i^0 \in V(\Omega^{n_i})$. Set $n = \text{lcm}(n_1, \dots, n_s)$. Then the distribution

$$D(x) = \text{Span}\{f_i(x) \mid i \in [1, s]\}, \quad (46)$$

which is defined on Ω^{kn} $k = 1, 2, \dots$.

We refer to [10] for constructing co-vector fields, co-distributions, and tensor fields over Ω .

V. CONTROL DESIGN OF DIMENSION VARYING SYSTEMS

A. Dimension Varying Control Systems

Definition 5.1: Let $D := \{1, 2, \dots, s\} \subset \mathbb{Z}_+$ be a finite set, and $\sigma : [0, \infty) \rightarrow D$ be a right continuous piecewise constant functions. A dimension varying control system is

$$\begin{cases} \dot{x}(t) = G_{\sigma(t)}(x(t), u) \in \mathbb{R}^{n_{\sigma(t)}}, \\ y(t) = h(\Pi_q^{n_{\sigma(t)}} x(t)), \end{cases} \quad (47)$$

where $u = (u_1(t), \dots, u_m(t))$ is the set of inputs (i.e., controls), $h : \mathbb{R}^q \rightarrow \mathbb{R}^p$ is a (smooth) mapping, $y(t) \in \mathbb{R}^p$ are the constant dimensional outputs.

As aforementioned, we use Ω as a common state space for any DV(C)S. But for a particular DV(C)S, only a sub-lattice of $\{\Omega^n \mid n = 1, 2, \dots\}$ is required. We give an example to explain this.

Example 5.2: Consider a DVCS, where $D = \{1, 2, 3\}$, and $G_1(x, u) \subset \mathbb{R}^2$, $G_2(x, u) \subset \mathbb{R}^3$, and $G_3(x, u) \subset \mathbb{R}^5$, then a sub-lattice as depicted in Figure 5.2, which is called a Hasse diagram. This sub-lattice is enough to cover the evolution of our switching system.

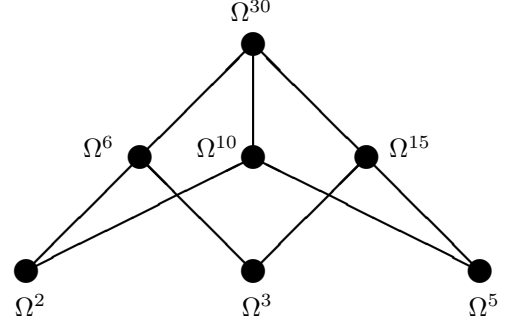


Fig.4.1 Sub-Lattice as a State Space

Consider $G_1(x, u) \subset \Omega^2$, It is expressed in Ω^6 as $G_1(\Pi_2^6 y, u) \otimes \mathbf{1}_3$, $y \in \Omega^6$. And it is expressed in Ω^{30} as $G_1(\Pi_2^{30} z, u) \otimes \mathbf{1}_{15}$, $z \in \Omega^{30}$. etc.

Example 5.3:

- (i) Consider a dimension varying affine nonlinear control system

$$\Sigma_i : \begin{cases} \dot{x}(t) = f_i(x) + \sum_{k=1}^m g_k^i(x) u_k, \\ y = h(\Pi_p^{n_i} x), \quad x \in \mathbb{R}^{n_i}, \\ y \in \mathbb{R}^p, \quad i \in [1, s]. \end{cases} \quad (48)$$

- (ii) Consider a dimension varying linear control system

$$\Sigma_i : \begin{cases} \dot{x}(t) = A_i x(t) + \sum_{k=1}^m b_k^i u_k, \\ y(t) = H \times x(t), \quad x \in \mathbb{R}^{n_i}, \\ i \in [1, s], \end{cases} \quad (49)$$

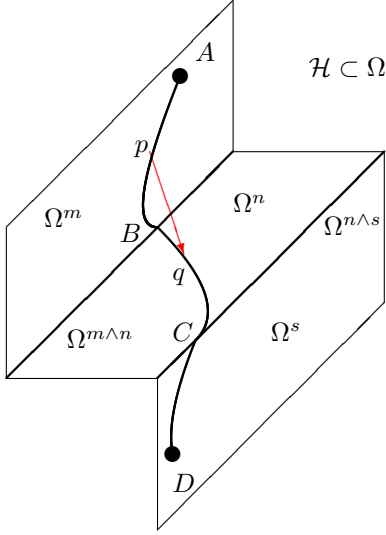
where $A_i \in \mathcal{M}_{n_i \times n_i}$, $b_j^i \in \mathbb{R}^{n_i}$, $H \in \mathcal{M}_{p \times q}$, $i \in [1, s]$.

B. Controllability

Definition 5.4: A CDCS is said to be completely controllable, if there exists a proper control $u(t)$, which can drive the trajectory from $x_0 = x(0) \in \mathbb{R}^{n_i}$ to $x_e = x(T)$ ($T < \infty$) continuously.

Remark 5.5:

- (i) The continuity is under the distance deduced topology \mathcal{T}_d of \mathbb{R}^∞ . That is, in space Ω . In natural topology \mathcal{T}_n , this is impossible. See Figure V-B for the continuous trajectory \widetilde{AD} in Ω , ignoring the segment pq .
- (ii) Since discontinuous switches are practically with certain error, controllability seems questionable. If the controllability is so called practically controllable, i.e., controlling the trajectory into a small neighborhood, the discontinuous trajectories become meaningful. The segment pq in Figure V-B shows a discontinuous switching.

Fig.4.2 A Continuous Trajectory in Ω

Note that Ω is path-connected, precisely speaking any two components Ω^m and Ω^n intersect at $\Omega^{m \wedge n}$, which is at least a one dimensional subspace.

Example 5.6: Consider $\Sigma = \{\Sigma_i \subset \mathbb{R}^{n_i} \mid i \in [1, s]\}$. Assume each mode Σ_i is

$$\dot{x}^i(t) = A_i + B_i u, \quad i \in [1, s],$$

and $(A_i, B_i), \forall i$ are completely controllable, then Σ is completely controllable.

In fact, the requirement that all the modes are controllable is too strong. We give a sufficient condition, which is obviously weaker than the above condition.

Proposition 5.7: Consider a DVCS $\Sigma = \{\Sigma_i \subset \mathbb{R}^{n_i} \mid i \in [1, s]\}$. Consider the state space as the smallest sublattice generated by $\{\Omega^{n_i} \mid i \in [1, s]\}$, denoted by

$$\mathcal{H} = \mathcal{L}(\Omega^{n_i} \mid i \in [1, s]) \quad (50)$$

Assume $x_0 \in \Omega^{n_p} \subset \mathcal{H}$ and $x_d \in \Omega^{n_q} \subset \mathcal{H}$. Then the state can be controlled from x_0 to x_d , if

(i) there exists a chain

$$\Omega_1 = \Omega^{n_p} \rightarrow \Omega_2 \rightarrow \cdots \rightarrow \Omega_r = \Omega^{n_q},$$

such that $\Sigma_k, k \in [1, r-1]$ are partly controllable on

$$\Omega^k \cap \Omega^{k+1}{}^\perp, \quad k \in [1, r-1].$$

(ii) Ω^r is completely controllable.

Proof. The condition (i) ensures that the trajectory can go to $\Omega_k \cap \Omega_{k+1}$ sequently. The condition (ii) ensures the trajectory can go from a point on $\Omega_{r-1} \cap \Omega_r$ to x_d . \square

Remark 5.8: Observe Figure V-B. The curve \widetilde{AD} can be considered as a controlled trajectory of

$$\Sigma = \{\Sigma_1 \subset \Omega^m, \Sigma_2 \subset \Omega^n, \Sigma_3 \subset \Omega^s\}.$$

Assume Σ_1 is partly controllable on $\Omega^{m \wedge n}{}^\perp$, so it can drive the trajectory from A to some point $B \in \Omega^{m \wedge n}$. Similarly, Σ_2 can drive B to certain point $C \in \Omega^{n \wedge s}$. Finally, Σ_3 is completely controllable, which drives C to D .

We give a numerical example for the controllability.

Example 5.9: Consider $\Sigma = \{\Sigma_1 \subset \Omega^2, \Sigma_2 \subset \Omega^3\}$, where

$$\begin{aligned} \Sigma_1: \quad \dot{x}(t) &= \frac{1}{2} \begin{bmatrix} 1 & 1 \\ -1 & 1 \end{bmatrix} x(t) + \frac{1}{2} \begin{bmatrix} 1 \\ -1 \end{bmatrix} u(t); \\ \Sigma_2: \quad \dot{x}(t) &= \begin{bmatrix} 0 & 1 & 0 \\ 0 & 0 & 1 \\ 0 & 0 & 0 \end{bmatrix} x(t) + \begin{bmatrix} 0 \\ 0 \\ 1 \end{bmatrix} u(t). \end{aligned}$$

Assume $x_0 = (2, 1)^T \in \Omega^2$. Set $y(t) = T x(t)$, where

$$T = \begin{bmatrix} 1 & -1 \\ 1 & 1 \end{bmatrix}.$$

Then we have

$$\dot{y}(t) = \begin{bmatrix} 1 & 1 \\ 0 & 1 \end{bmatrix} y(t) + \begin{bmatrix} 1 \\ 0 \end{bmatrix} u(t).$$

Choosing $u(t) = -(y_1 + y_2) + v(t)$ yields

$$\begin{cases} \dot{y}_1(t) = v, \\ \dot{y}_2(t) = y_2. \end{cases} \quad (51)$$

Note that $\Omega^{2 \wedge 3} = \Omega^1$, which intersects Ω^2 at

$$\Omega^{1 \wedge 2} = \{(r, r)^T \mid r \in \mathbb{R}\}.$$

Hence

$$y_1 = (1, -1) \begin{bmatrix} x_1 \\ x_2 \end{bmatrix}$$

is the perpendicular direction of Ω^1 . From (51), it is clear that y_1 is controllable. Simply choose $v = -1$, then at $T = 1$ we have

$$y_1(T) = 0; \quad y_2(T) = 3e.$$

That is

$$x_1(T) = 1.5e; \quad x_2 = 1.5e.$$

That is, $x(T) \in \Omega^1$.

Secondly, since Σ_2 is completely controllable, a proper control can drive $x(T) \leftrightarrow (1.5e, 1.5e, 1.5e)^T$ to any point in Ω^3 .

C. Observability

Consider system (48) or (49). We assume the observer y is of constant dimension, the outputs are then be considered as a mapping, consisting of a set of smooth functions over Ω . Assume the function is generated by $h(x) \in C^\infty(\mathbb{R}^q)$, then it can be expressed as in (48). In linear case, it is degenerated to a matrix, which is described by (49).

The following result is an immediate consequence of the definition.

Proposition 5.10:

- (i) Consider nonlinear control system (48). Assume the output mapping h is generated by $h_q \in C^\infty(\mathbb{R}^q)$. When Σ_i is active, the corresponding output mapping becomes $h = h_q(\Pi_q^{n_i} x)$, where $x \in \mathbb{R}^{n_i}$.
- (ii) Consider linear control system (49). Assume the output mapping h is generated by $H \in \mathcal{M}_{p \times q}$. When Σ_i is active, the corresponding output mapping becomes $h = H \times x = H \Psi_{q \times n_i} x$, where $x \in \mathbb{R}^{n_i}$.
- (iii) The system (48) (or (49)) is completely observable, if and only if, it is completely observable on all modes.

D. Stabilization

Using the results of controllability, the following result is obvious.

Proposition 5.11: Consider system (49). Assume the minimum dwell time $\Delta_m > 0$.

- (i) The initial points from Ω_0 can be continuously stabilized to zero at finite time, if there exist a mode $(\Sigma_d \subset \Omega_e)$, which is stabilizable to zero at arbitrary time period (say, Σ_d is completely controllable), and there exist a finite sequence

$$\Omega_0 \rightarrow \Omega_1 \rightarrow \cdots \rightarrow \Omega_k = \Omega_d,$$

such that Σ_i , $i \in [0, s-1]$ are partly controllable over the subspaces

$$\{\Omega_i \cap \Omega_{i+1}\}^\perp, \quad i \in [0, s-1],$$

and Ω_k is stabilizable to zero at arbitrary time.

- (ii) If any Ω_i , $i \in [1, s]$ satisfy the condition (i), the system is globally (continuously) stabilizable.

Note that here we require the trajectories being continuous. In the following section the jump case is considered.

VI. EQUIVALENT SWITCHING SYSTEM

A. Embedding System

By embedding each mode into the common state space, a dimension varying system can be converted into a classical switching system[32].

Denote by $\delta(t)$ the Dirac function [27]. Assume at a switching moment t we have a jump from $x(t^-)$ to $x(t^+)$. Denote

$$\|x(t^+) - x(t^-)\|_V = r \neq 0.$$

Set the jump direction as a unit vector by

$$\varphi(t) = \frac{1}{r}(x(t^+) - x(t^-)).$$

Denote by $n(t) = \text{lcm}(n_{t-}, n_{t+})$, then the extended switching mode is defined by

$$\tilde{\Sigma}_k := \delta(t)\varphi(t)(x(t^+) - x(t^-)) + \Sigma_k \subset \Omega^{n(t)}. \quad (52)$$

Denote $n = \text{lcm}(n_i \mid i \in [1, s])$. Then $\tilde{\Sigma}_k$ can be merged into Ω^n by

$$\tilde{\Sigma}_k := (\delta(t)\varphi(t)(x(t^+) - x(t^-)) + \Sigma_k) \otimes \mathbf{1}_{n/n(t)}. \quad (53)$$

In this way, a dimension varying control system becomes a switched control systems. The only difference is each mode has possible impulse.

Principally, the techniques for classical switching control systems remain available for the switching system in $\Omega^n \cong \mathbb{R}^n$ with modes described by (53).

B. Stabilization with Switching Jumps

This subsection considers the stabilization again. Unlike the stabilization with continuous trajectories discussed in subsection sub-section 4.4, now we assume the switching jumps are allowed. The Dirac function is used to formulate the jump. Moreover, if the additional switching impulses are considered as in [31], they can be formulated as additional Drac functions. We use an example to describe it.

Example 6.1: Consider $\Sigma = \{\Sigma_1 \subset \mathbb{R}^2, \Sigma_2 \subset \mathbb{R}^3\}$, where

$$\begin{aligned} \Sigma_1 : \quad \dot{x}(t) &= \begin{bmatrix} 0 & 1 \\ 0 & 0.1 \end{bmatrix} x(t) + \begin{bmatrix} 1 \\ 0 \end{bmatrix} u. \\ \Sigma_2 : \quad \dot{z}(t) &= \begin{bmatrix} 0.1 & 0 & 0 \\ 0 & 0 & 1 \\ 1 & 0 & 1 \end{bmatrix} z(t) + \begin{bmatrix} 0 \\ 0 \\ 1 \end{bmatrix} u. \end{aligned}$$

It is obvious that both Σ_1 and Σ_2 are not stabilizable.

We use the following state feedback to stabilize the controllable sub-states as follows. Consider Σ_1 , we choose the control as $u(t) = -x_1(t) - x_2(t)$. Consider Σ_2 , we choose the control as $u(t) = -z_1(t) - z_2(t) - 3z_3(t)$. Then the closed loop system becomes

$$\begin{aligned} \Sigma_1 : \quad \dot{x}(t) &= \begin{bmatrix} 0 & -1 \\ 0 & 0.1 \end{bmatrix} x(t). \\ \Sigma_2 : \quad \dot{z}(t) &= \begin{bmatrix} 0.1 & 0 & 0 \\ 0 & 0 & 1 \\ 0 & -1 & -2 \end{bmatrix} z(t). \end{aligned}$$

Assume the switching jumps are nearest jumps. That is,

$$\begin{aligned} \begin{bmatrix} z_1 \\ z_2 \\ z_3 \end{bmatrix} (t^+) &= \Pi_2^3 \begin{bmatrix} x_1 \\ x_2 \end{bmatrix} (t^-), \\ \begin{bmatrix} x_1 \\ x_2 \end{bmatrix} (t^+) &= \Pi_2^3 \begin{bmatrix} z_1 \\ z_2 \\ z_3 \end{bmatrix} (t^-), \end{aligned}$$

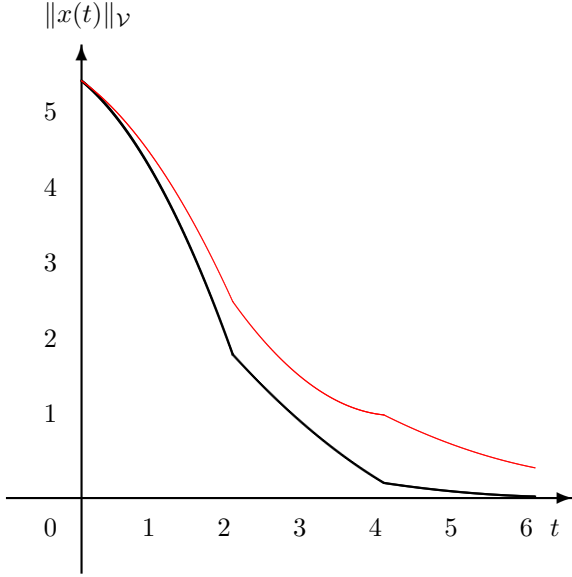


Fig.5.1 Norm of Trajectories

where

$$\begin{aligned}\Pi_3^2 &= \frac{1}{2} (I_3 \otimes \mathbf{1}_2^T) (I_2 \otimes \mathbf{1}_3), \\ \Pi_2^3 &= \frac{1}{3} (I_2 \otimes \mathbf{1}_3^T) (I_3 \otimes \mathbf{1}_2).\end{aligned}$$

Assume $x(0) = x_0 = (5, 6)^T$. We consider two switching rules.

- (i) Fixed period switching: Assume the sequence of switching moments are

$$\begin{aligned}t_1 &= 1, \quad t_2 = 3, \quad t_3 = 4, \quad t_4 = 6, \dots, \\ t_{2k+1} &= t_{2k} + 1, \quad t_{2(k+1)} = t_{2k+1} + 2, \dots\end{aligned}$$

The simulation result is shown in Figure VI-B by black line.

- (ii) Random switching: We assume the minimum dwell time is 0.5 and the maximum dwell time is 2. The simulation result is shown in Figure VI-B by red (and thin) line.

Note that for both cases a rigorous proof for the stability can also be done by using Kharithnov's theorem [23].

C. Disturbance Decoupling

The system we considered is

$$\Sigma = \{\Sigma_k \subset \mathbb{R}^{n_k} \mid k \in [1, s]\},$$

where Σ is formulated as

$$\begin{cases} \dot{x}(t) = f_{\sigma(t)}(t) + \sum_{j=1}^m g_{\sigma(t)}^j(t) u_j(t) + \xi(t)v, \\ y(t) = h(\Pi_p^{d(x(t))} x(t)), \end{cases} \quad (54)$$

where $\xi(t) \in \mathbb{R}^n$, v is a disturbance, $h : \mathbb{R}^n \rightarrow \mathbb{R}^p$ is the output. $n = \text{lcm}(n_k \mid k \in [1, s])$. The disturbance decoupling problem(DDP) is to design proper controls such that the disturbance does not affect the outputs.

Combining the system lifting argument in Section 4 and the well known results from nonlinear control theory [15], the following result is obvious.

Proposition 6.2: The DDP for system Σ , described in (55), if solvable, if and only if, the DDP is solvable on each mode, which is described as

$$\begin{cases} \dot{x}(t) = f_k(t) + \sum_{j=1}^m g_k^j(t) u_j(t) + \Pi_{n_k}^n \xi(t)v, \\ y(t) = h(\Pi_p^{n_k} x(t)), \quad k \in [1, s] \end{cases} \quad (55)$$

Proof. The only thing we have to claim is, since $\xi(t) - \Pi_{n_k}^n \xi(t)$ is orthogonal to \mathbb{R}^{n_k} , it will not affect the states of Σ_k . Similarly, it does not affect the output $y(t)$. \square

We give an example.

Example 6.3: Consider $\Sigma = \{\Sigma_1 \subset \mathbb{R}^2, \Sigma_2 \subset \mathbb{R}^3\}$, where Σ is described as

$$\begin{cases} \dot{x}(t) = f_{\sigma(t)}(x(t)) + g_{\sigma(t)}(x(t))u + \xi(t)v, \\ y = h(\Pi_n^{d(x(t))} x(t)), \end{cases}$$

where $n = \text{lcm}(2, 3) = 6$, $\xi(t) \in V(\mathbb{R}^6)$, v is the disturbance,

$$f_1(x) = \begin{bmatrix} x_2 \\ 2x_1/3 \end{bmatrix}; \quad g_1(x) = \begin{bmatrix} -1 - x_2 \\ 1 \end{bmatrix};$$

$$f_2(z) = \begin{bmatrix} z_2 - z_3 \\ z_1 \\ -z_1 \end{bmatrix}; \quad g_2 = \begin{bmatrix} z_3 - z_2 \\ 1 \\ -1 \end{bmatrix};$$

$$h(w) = w_1 + w_2 + w_3 + w_4 + w_5 + w_6 + w_1 w_2,$$

$$\xi(w) = (1 + w_5^2, -1 - w_6^2, 0, -1 - w_2, 1, w_1)^T,$$

$\sigma(t) : [0, \infty) \rightarrow \{1, 2\}$ is a right continuous piecewise constant switching function.

Restrict h to subspace Ω^2 , it becomes

$$h_1(x) = x_1 + x_2 + \frac{1}{3}x_1^2.$$

Then

$$dh_1(x) = (1 + \frac{2}{3}x_1, 1).$$

The largest (f_1, g_1) -invariant subspace, containing in $\ker(h_1)$ is (we refer to [15] for calculating this),

$$V_1 = \text{Span} \left\{ \begin{bmatrix} -1 \\ 1 + \frac{2}{3}x_1 \end{bmatrix} \right\}.$$

Restrict h to subspace Ω^3 , it becomes

$$h_2(z) = z_1 + z_2 + z_3 + \frac{1}{2}z_1^2.$$

Then

$$dh_2(z) = (1 + z_1, 1, 1).$$

The largest (f_2, g_2) -invariant subspace, containing in $\ker(h_2)$ is

$$V_2 = \text{Span} \left\{ \begin{bmatrix} -1 \\ 1+z_1 \\ 0 \end{bmatrix}, \begin{bmatrix} -1 \\ 0 \\ 1+z_1 \end{bmatrix} \right\}.$$

The restriction of ξ to Ω^2 is

$$\xi_1 = \Pi_2^6 \xi = \frac{1}{3} \begin{bmatrix} \xi^1 + \xi^2 + \xi^3 \\ \xi^4 + \xi^5 + \xi^6 \end{bmatrix} \Bigg|_{\substack{w_1 = w_2 = w_3 = x_1, \\ w_4 = w_5 = w_6 = x_2}} = 0,$$

which means it is perpendicular to Ω^2 . Hence it does not affect h_1 .

The restriction of ξ to Ω^3 is

$$\begin{aligned} \xi_2 &= \Pi_3^6 \xi = \frac{1}{2} \begin{bmatrix} \xi^1 + \xi^2 \\ \xi^3 + \xi^4 \\ \xi^5 + \xi^6 \end{bmatrix} \Bigg|_{\substack{w_1 = w_2 = z_1, \\ w_3 = w_4 = z_2, \\ w_5 = w_6 = z_3}} \\ &= \frac{1}{2} \begin{bmatrix} 0 \\ -1 - z_1 \\ 1 + z_1 \end{bmatrix} \end{aligned}$$

It is obvious that

$$\xi_2 \in V_2.$$

We conclude that the DDP of system Σ is solvable.

VII. HIERARCHICAL NETWORKS

Consider a hierarchical large scale network, say, internet. Since it could be changed frequently, switching the mode from time to time seems inexecutable. A practical way to model such systems could be choosing certain level of intersection nodes to be the switching level. The varyings of lower level nodes are considered as disturbance.

We describe this by a three level network, which is depicted in Figure VII. We choose the middle level as the switching modes. That is, the system Σ is considered as a switching system

$$\dot{x}(t) = f_{\sigma(t)}(x(t), u(t)),$$

where $\sigma : t \rightarrow [1, s]$ is a right continuous piecewise constant mapping.

The nominal model for Σ^i is

$$\dot{x}^i(t) = f_{\sigma(t)}^i(x^i(t), u^i(t)) \subset \mathbb{R}^{n_i}, \quad i \in [1, s], \quad (56)$$

where the nominal dimension mode f_{σ}^i could be the approximate mode for all Σ_j^i , $j \in [1, s]$, and n_i could be the average of n_j^i , which is the dimension of Σ_j^i .

Now if Σ_j^i is active, the approximate mode becomes

$$\begin{aligned} \dot{x}^i(t) &= f_{\sigma(t)}^i(\Pi_{n_i}^{n_j^i} x_j^i(0), u^i(t)) \subset \mathbb{R}^{n_i}, \\ x_j^i(t) &= \Pi_{n_j^i}^{n_i} x^i(t), \quad i \in [1, s], \end{aligned} \quad (57)$$

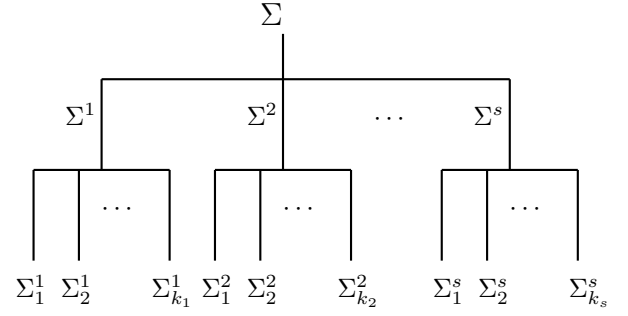


Fig.5.2 A Hierarchical Network

To see the dynamics of aggregated systems Ω_j^i can be approximated by their nominated system Ω^i , we use a numerical example to demonstrate this. First, we introduce a linear approximation, which was introduced by [7], (see also [9] page 187-188).

Proposition 7.1:

(i) Consider a linear system

$$\dot{x}(t) = Ax(t), \quad x(0) = x_0, \quad x(t) \in \mathbb{R}^n. \quad (58)$$

The least square approximated system in \mathbb{R}^m is

$$\dot{z}(t) = A_\pi z(t), \quad z(0) = \Pi_m^n(x_0), \quad z(t) \in \mathbb{R}^m, \quad (59)$$

where

$$A_\pi = \begin{cases} \Pi_m^n A (\Pi_m^n)^T (\Pi_m^n (\Pi_m^n)^T)^{-1}, & n \geq m, \\ \Pi_m^n A ((\Pi_m^n)^T \Pi_m^n)^{-1} (\Pi_m^n)^T, & n < m. \end{cases} \quad (60)$$

(ii) Consider a linear control system

$$\begin{cases} \dot{x}(t) = Ax(t) + Bu, & x(t) \in \mathbb{R}^n, \quad u \in \mathbb{R}^m, \\ y(t) = Cx(t), & y(t) \in \mathbb{R}^p. \end{cases} \quad (61)$$

The least square approximated system in \mathbb{R}^m is

$$\begin{cases} \dot{z}(t) = A_\pi z(t) + \Pi_m^n Bu, & z(t) \in \mathbb{R}^m, \\ y(t) = C_\pi z(t), \end{cases} \quad (62)$$

where A_π is as in (60), and

$$C_\pi = \begin{cases} C (\Pi_m^n)^T (\Pi_m^n (\Pi_m^n)^T)^{-1}, & n \geq m, \\ C ((\Pi_m^n)^T \Pi_m^n)^{-1} (\Pi_m^n)^T, & n < m. \end{cases} \quad (63)$$

Now we are ready to present an example to show that the nominal system approximation of a set of near dimensional systems is meaningful.

Example 7.2: Consider a linear system

$$\dot{x}(t) = Ax(t), \quad x(0) = x_0, \quad x(t) \in \mathbb{R}^n. \quad (64)$$

Its trajectory is $x(t) = e^{At}x_0$.

- (i) Assume we use $z(t) \in \mathbb{R}^{n-1}$ to approximate the trajectory of (64). Using (60), we set

$$B = A_\pi = \Pi_{n-1}^n A (\Pi_{n-1}^n)^T (\Pi_{n-1}^n (\Pi_{n-1}^n)^T)^{-1}.$$

Set $x_0 = 500\mathbf{1}_n$, we have $z_0 = \Pi_{n-1}^n x_0$. Then we calculate

$$\begin{aligned} z(t) &= e^{Bt} z_0, \\ \tilde{x}(t) &= \Pi_n^{n-1} z(t). \end{aligned}$$

Finally, the relative error is defined as

$$E(t) = \frac{\|\tilde{x}(t) - x(t)\|_V}{\|x(t)\|_V}.$$

We choose A , which is developing slow enough to simulate a stable system.

$$\begin{aligned} A_1 &= 0.001 * I_n; \\ A_2 &= -0.001 * \text{diag}(1, 2, \dots, n); \\ A_3 &= 0.001 * \text{rand}(n); \end{aligned}$$

Then the relative error $E(t)$ are shown in Table I.

TABLE I
 $E(t)$ FOR LOWER DIMENSION APPROXIMATION

$A \setminus t$	1	2	3	4
$A_1 \setminus n - 1(e - 15)$	0.6799	0.6767	0.6783	0.6710
$A_1 \setminus n - 3(e - 15)$	0.5611	0.5518	0.5566	0.5518
$A_1 \setminus n - 5(e - 15)$	0.1391	0.1444	0.1550	0.1502
$A_2 \setminus n - 1$	0.0000	0.000	0.000	0.0000
$A_2 \setminus n - 3$	0.0000	0.0000	0.001	0.0001
$A_2 \setminus n - 5$	0.0000	0.0001	0.0001	0.0001
$A_3 \setminus n - 1$	0.0013	0.0026	0.0038	0.0049
$A_3 \setminus n - 3$	0.0013	0.0025	0.0037	0.048
$A_3 \setminus n - 5$	0.0012	0.0024	0.0036	0.0048
$A \setminus t$...	98	99	100
$A_1 \setminus n - 1(e - 15)$...	0.6683	0.6771	0.6739
$A_1 \setminus n - 3(e - 15)$...	0.5512	0.5484	0.5616
$A_1 \setminus n - 5(e - 15)$...	0.1166	0.1413	0.1164
$A_2 \setminus n - 1$...	0.0007	0.0007	0.0007
$A_2 \setminus n - 3$...	0.0019	0.0019	0.0019
$A_2 \setminus n - 5$...	0.0031	0.0031	0.0032
$A_3 \setminus n - 1$...	0.0269	0.0269	0.0270
$A_3 \setminus n - 3$...	0.0262	0.0262	0.0262
$A_3 \setminus n - 5$...	0.0250	0.0251	0.0251

- (ii) Assume we use $z(t) \in \mathbb{R}^{n+1}$ to approximate the trajectory of (64). Using (60), we set

$$C = A_\pi = \Pi_{n+1}^n A ((\Pi_{n+1}^n)^T \Pi_{n+1}^n)^{-1} (\Pi_{n+1}^n)^T.$$

Set $x_0 = 500\mathbf{1}_n$, we have $z_0 = \Pi_{n+1}^n x_0$. Then we calculate

$$\begin{aligned} z(t) &= e^{Ct} z_0, \\ \tilde{x}(t) &= \Pi_n^{n+1} z(t). \end{aligned}$$

Finally, the relative error $E(t)$ is shown in Table II.

Remark 7.3:

TABLE II
 $E(t)$ FOR HIGHER DIMENSION APPROXIMATION

$A \setminus t$	1	2	3	...
$A_1 \setminus n + 1(e - 13)$	0.0086	0.0082	0.0091	0.1651
$A_1 \setminus n + 3(e - 13)$	0.0022	0.0037	0.0052	0.0067
$A_1 \setminus n + 5(e - 13)$	0.0036	0.0044	0.0058	0.0077
$A_2 \setminus n + 1$	0.0000	0.000	0.0000	0.0000
$A_2 \setminus n + 3$	0.0000	0.0000	0.0000	0.0001
$A_2 \setminus n + 5$	0.0000	0.0001	0.0001	0.0001
$A_3 \setminus n + 1$	0.0013	0.0025	0.0037	0.0048
$A_3 \setminus n + 3$	0.0012	0.0024	0.0035	0.0045
$A_3 \setminus n + 5$	0.0011	0.0022	0.0032	0.0042
$A \setminus t$...	98	99	100
$A_1 \setminus n + 1(e - 13)$...	0.16666	0.1692	0.1798
$A_1 \setminus n + 3(e - 13)$...	0.1616	0.1634	0.1657
$A_1 \setminus n + 5(e - 13)$...	0.1578	0.1601	0.1623
$A_2 \setminus n + 1$...	0.0007	0.0007	0.0007
$A_2 \setminus n + 3$...	0.0018	0.0018	0.0018
$A_2 \setminus n + 5$...	0.0028	0.0028	0.0029
$A_3 \setminus n + 1$...	0.0264	0.0264	0.0264
$A_3 \setminus n + 3$...	0.0246	0.0247	0.0247
$A_3 \setminus n + 5$...	0.0227	0.0227	0.0227

- (i) For linear system $\Sigma \subset \mathbb{R}^n$ the least square approximated system $\tilde{\Sigma} \subset \mathbb{R}^m$ means the trajectory of $\tilde{\Sigma}$ is the least square approximation to the trajectory of Σ .
- (ii) For a nonlinear system $f \in V(\mathbb{R}^n)$, the “error” of approximated $\tilde{f} \in V(\mathbb{R}^m)$ may be measured by

$$\|\tilde{f} - f\|_V.$$

VIII. CONCLUDING REMARKS

The main contribution of this paper is to provide a universal state space for dimension varying (control) systems. As we mentioned in Introduction, to synthesize dimension varying systems, the “distance” between Euclidian spaces of different dimensions is necessary for comparing trajectories in different spaces. The “distance” is diverse. We proposed a unified “distance”, and provided some evidence to support it.

Under the unified distance space Ω the dimension varying (control) systems have been well modelled and all the classical problems for fixed dimension (control) systems can be properly treated. The controllability, observability, stabilizability, and the DDP have been discussed in this paper. All other problems seem also to be formulated and discussed within this state space.

The only questionable point remains is: Is the distance physically meaningful? As aforementioned that $d_V(x, y) = 0$ (i.e., $x \leftrightarrow y$) is equivalent to existing $\mathbf{1}_\alpha$ and $\mathbf{1}_\beta$ such that

$$x \otimes \mathbf{1}_\alpha = y \otimes \mathbf{1}_\beta.$$

From information theory, if $x \leftrightarrow y$ then it is obvious that each component $x_i \in x$ has the same entropy as $x_i \in y$. Hence x and y have the same “information”. If the system comes from signal processing, this distance is very convincing. But for mechanical systems or systems from some other fields, practical verification is still necessary.

REFERENCES

- [1] J.C. Abbott, *Set, Lattices and Boolean Algebras*, Allun & Bacon, Boston, 1969.
- [2] W. Boothby, *An Introduction to Differential Manifold and Riemannian Geometry*, Academic Press, Orlando, 1986.
- [3] S. Burris, H.P. Sankappanavar, *A Course in Universal Algebra*, Springer, New York, 1981.
- [4] R. Casarin, M. Iacopini, X. He, et al. Bayesian markov-switching tensor regression fo time-varying networks, *J. American Stat. Assoc.*, 119(545), 109-121, 2024.
- [5] J.C. Chan, G. Koop, R. Leon-Gonzalez, et al. Time varying dimension models, *J Busin. Econ. Statist.*, 30(2010-523), 358-367.
- [6] D. Cheng, *From Dimension-Free Matrix Theory to Cross-Dimensional Dynamic Systems*, Elsevier, London, 2019.
- [7] D. Cheng, On equivalence of matrices, *Asian J. Mathematics*, Vol. 23, No. 2, 257-348, 2019.
- [8] D. Cheng, Z. Xu, T. Shen, Equivalence-based model of dimension varying linear systems, *IEEE Trans. Autom. Control*, Vol. 65, No. 12, 5444-5449, 2020.
- [9] D. Cheng, Z. Ji, *Lecture Notes in Semi-Tensor Product of Matrices, Vol. 4, Finite and Dimension-Free Dynamic Systems*, Science Press, Beijing, 2023 (in Chinese).
- [10] D. Cheng, Cross-dimensional mathematics—A foundation for semi-tensor product/semi-tensor addition, <http://engine.scichina.com/doi/10.1007/s11425-024-2528-4>.
- [11] X. Feng, J. Liu, F.C. Lee, Impedance specifications for stable DC distributed power systems, *IEEE Trans. Power Electr.*, 17(2) 157-162, 2002.
- [12] P.R. Giordano, Passivity preserving energy-aware design for multi-dimensional switched systems: Application to open multi-robot systems, *Automatica*, 181(2025), 112496.
- [13] J.P. Hespanha, A.SI Morse, Switching between stabilizing controllers, *Automatica*, 38(11), 1905-1917, 2002.
- [14] T.W. Hungerford, *Algebra*, Springer-Verlag, New York, 1974.
- [15] A. Isidori, *Nonlinear Control Systems*, 3rd Ed., Springer-Verlag, London, 1995.
- [16] P. Jiao, Y. Hao, J. Bin, Modeling and control of spacecraft formation based on impulsive switching with variable dimensions, *Comput. Simul.*, Vol. 31, No. 6, 2014, 124-128.
- [17] C. Jonathan, M. Maldonado, P. Rapisarda, et al. Stability of switched linear differential systes, *IEEE Trans. Aut. Contr.*, 59(8), 2038-2051, 2014.
- [18] M. Kaku, *Introduction to Supersting and M-Theory*, 2nd Ed., Springer-Verlag, New York, 1999.
- [19] J.L. Kelley, *General Topology*, Springer-Verlag, New York, 1955.
- [20] J.L. Kelley, I. Namioka, *Linear Topological Spaces*, Springer-Verlag, New York, 1963.
- [21] J. Machowski, J.W. Bialek, J.R. Bumby, *Power System Dynamics and Stability*, John Wiley and Sons, Inc., Chichester, 1997.
- [22] J.C. Myo-Maldonado, P. Rapisarda, P. Rocha, Stability of switched linear differential systems, *IEEE Trans. Aut. Contr.*, 59(8), 2038-2051, 2014.
- [23] R.J. Minnichelli, J.J. Anagnost, C.A. Desoer, An elementary proof of Kharitonov’s theorem with extensions, *IEEE Trans. Aut. Contr.*, 34(9), 995-998, 1989.
- [24] A. Pakniyat, P.E. Caies, Hybrid optimal control of an electric vehicle with a dual-planetary transmissions, *Nonlinear Systems*, Vol. 25, 263-282, 2017.
- [25] E. Restrepo, C. Secchi, P.R. Giordano, Passivity preserving energy-aware design for multi-dimensional switched systems, *Automatica*, 181(2025) 112496.
- [26] T. Song, D.F. Li, Hybrid time-varying frequency response function estimates using multiple sets of basis functions, *IEEE Trans. Instrum. Meas.*, 66(2), 263-279, 2017.
- [27] A.E. Taylor, D.C. Lay, *Introduction to Functional Analysis*, John Wiley & Sons, New York, 1980.
- [28] R. Temporelli, M. Boisvert, B. Micheau, Accurate clutch slip controllers during vehicle steady and acceleration states, *IEEE/ASME Trans. Mechatronics*, 23(5), 2078-2089, 2018.
- [29] E.I. Verriest, Multi-mode multi-dimensional systems, *Proc. 17th Int. Symp. Math. Theory Network Sys.*, 1268-1274, 2006.
- [30] E.I. Verriest, Canonical forms for pseudo-continuous multi-mode multi-dimensional systems (M^3D) with conservation laws, in *Mathemamatical System Theory*, 449-469, CreateSpace, 2013.
- [31] M. Xue, Y. Tang, W. Ren, et al. Stability of mult-dimensional switched systems with application to opem multi-agent systems, *Automatica*, 146(2022), 110644.
- [32] H. Yang, B. Jiang, V. Cocquempot, *Stabilization of Switched Nonlinear Systems with Unstable Modes*, Chapter 4. Switched Nonlinear Systems with Varying states, Springer, Switzerland, 2014.