



FutureOmni: Evaluating Future Forecasting from Omni-Modal Context for Multimodal LLMs

Qian Chen¹ Jinlan Fu^{1,3,†} Changsong Li^{1,2} See-Kiong Ng³ Xipeng Qiu^{1,2}

¹Fudan University, ²Shanghai Innovation Institute, ³National University of Singapore

Abstract

Although Multimodal Large Language Models (MLLMs) demonstrate strong omni-modal perception, their ability to forecast future events from audio-visual cues remains largely unexplored, as existing benchmarks focus mainly on retrospective understanding. To bridge this gap, we introduce *FutureOmni*, the first benchmark designed to evaluate omni-modal future forecasting from audio-visual environments. The evaluated models are required to perform cross-modal causal and temporal reasoning, as well as effectively leverage internal knowledge to predict future events. *FutureOmni* is constructed via a scalable LLM-assisted, human-in-the-loop pipeline and contains 919 videos and 1,034 multiple-choice QA pairs across 8 primary domains. Evaluations on 13 omni-modal and 7 video-only models show that current systems struggle with audio-visual future prediction, particularly in speech-heavy scenarios, with the best accuracy of 64.8% achieved by Gemini 3 Flash. To mitigate this limitation, we curate a 7K-sample instruction-tuning dataset and propose an Omni-Modal Future Forecasting (OFF) training strategy. Evaluations on *FutureOmni* and popular audio-visual and video-only benchmarks demonstrate that OFF enhances future forecasting and generalization.

Homepage: <https://openmoss.github.io/FutureOmni>

Code: <https://github.com/OpenMOSS/FutureOmni>

Dataset: <https://huggingface.co/datasets/OpenMOSS-Team/FutureOmni>

Correspondence: qianchen901005@gmail.com, jinlanjonna@gmail.com

1 Introduction

Multimodal Large Language Models (MLLMs) have demonstrated remarkable capabilities in audio-video understanding [14, 43]. To access these capabilities, community has established a suite of omni-modal benchmarks designed to evaluate synergistic video-audio understanding [5, 13, 22, 45, 56]. Recent suites like WorldSense [16] and DailyOmni [55] have expanded this scope, testing MLLMs on complex tasks ranging from event captioning to temporal grounding holistic question answering. These benchmarks have successfully driven progress in retrospective reasoning [8, 31], enabling models to accurately describe and analyze events have occurred within videos.

Although extensive research has focused on retrospective reasoning, predicting future events is equally critical in real-world applications. For example, in autonomous driving, systems must integrate auditory

[†]Corresponding author.

cues (e.g., honking from nearby vehicles) with visual information (e.g., pedestrian positions) to anticipate future world states and make timely safety decisions. Some prior works have explored future forecasting. FutureBench [39], ForecastBench [19], FutureX [48], and MIRAI [47] predict real-world future events and evaluate language-based LLMs considering only textual modality, and require periodic benchmark updates to prevent data leakage. VLEP [21], IntentQA [25], and MM-Forecast [24] extend future prediction to vision and language modalities. However, the auditory modality, despite its importance for future reasoning, has been largely overlooked. As a result, the capability of multimodal LLMs to perform future forecasting from joint audio-visual inputs remains insufficiently studied.

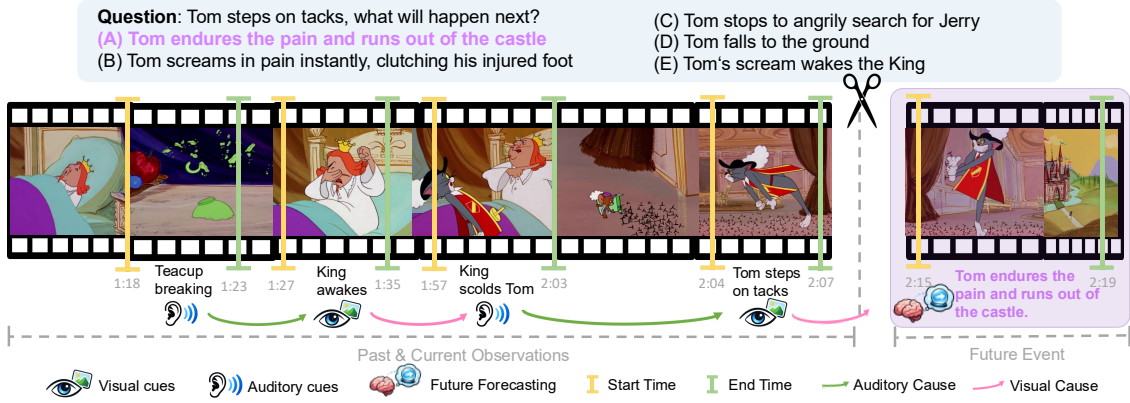


Figure 1 An Example from *FutureOmni* illustrating the Omni-modal Future Prediction task. The green and pink arrows denote consequences induced by auditory and visual cues, respectively.

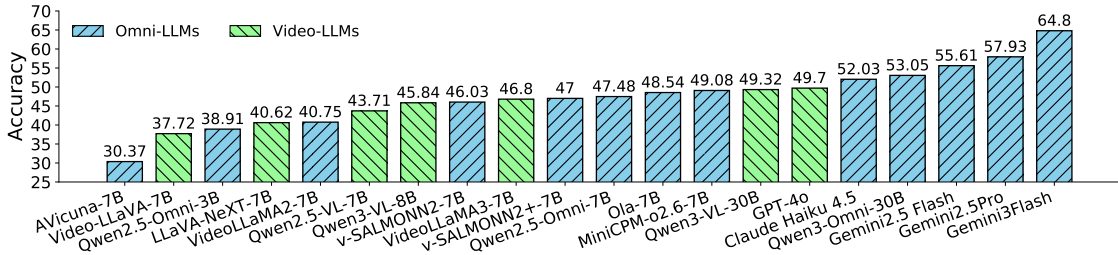


Figure 2 Overall scores on *FutureOmni*.

In this paper, we introduce *FutureOmni*, the first comprehensive benchmark for evaluating Multimodal LLMs on future event forecasting under omni-modal context, with a focus on cross-modal causal forecasting, temporal reasoning, and the effective use of internal knowledge. As illustrated in Figure 1, an evaluated MLLM is required to select the correct future event based on the omni-modal context, which in this case consists of audio and video modalities. *FutureOmni* is constructed using a scalable AI-assisted, human-in-the-loop pipeline to enable efficient dataset construction while maintaining high data quality. It comprises 919 videos and 1,034 multiple-choice QA pairs spanning 8 primary domains. To ensure comprehensive evaluation, we collect videos with diverse audio types (speech, environmental sounds, and music) and durations up to 20 minutes. To prevent potential shortcut learning, we design four types of adversarial distractors. By introducing visual-only and audio-only conflicts, as well as delayed and reverse-causal options, we require MLLMs to perform genuine cross-modal reasoning for future forecasting.

Experiments and Findings. We conduct extensive experiments on widely used MLLMs, including both omni-modal and video-centric models, covering proprietary and open-source systems, as shown in Figure 2. The results reveal a key limitation: *(F1) existing omni-modal and video-centric MLLMs struggle to accurately forecast future events under omni-modal contexts, with the best performance reaching only 64.8%, achieved by Gemini 3 Flash.* To address this issue, we construct a high-quality instruction-tuning dataset, namely, *FutureOmni-7K*, and propose an Omni-Modal Future Forecasting (OFF) method. Evaluations on *FutureOmni*, popular

audio-visual benchmarks (e.g., WorldSense, DailyOmni), and video-only benchmarks (e.g., Video-MME) show that **(F2)** *OFF substantially improves the performance of open-source models on our benchmark and enhances their out-of-domain generalization*. Furthermore, attention-score visualizations indicate that **(F3)** *OFF improves the model’s ability to identify critical keyframes, leading to better generalization and reasoning performance*.

Our main contributions are as follows:

- (1) We introduce *FutureOmni*, the first benchmark for evaluating the future forecasting ability of MLLMs under omni-modal contexts. It contains 919 videos and 1,034 QAs across 8 domains, filling a key gap in omni-modal reasoning evaluation.
- (2) We conduct extensive evaluation and analysis on 20 MLLMs. The results show that both omni-modal and video-only models exhibit limited future forecasting ability, with even the best proprietary model achieving only 64.8%, revealing substantial room for improvement.
- (3) To enhance omni-modal LLMs, we propose a 7K instruction-tuning samples and an Omni-Modal Future Forecasting (OFF) method. Results: OFF improves future forecasting and generalization ability, as supported by attention-score visualizations.

2 Related Work

MLLMs. This field has evolved rapidly in recent years, initially focusing on aligning visual representations with large language models for image-text understanding [11, 33]. Foundational works such as Flamingo [1], BLIP-2 [26], and LLaVA [29] established the paradigm of projecting visual tokens into the LLM space. Subsequent efforts extended this framework to temporal visual inputs for video understanding [27, 50]. In parallel, LLMs have been augmented with auditory perception by integrating pretrained audio encoders, enabling both speech and non-speech audio understanding [9, 18, 34, 36].

Recently, there has been a paradigm shift towards Omnimodal Large Language Models capable of processing and reasoning across text, vision and audio simultaneously. Proprietary state-of-the-art models, such as Gemini 2.5 Pro and Gemini 3 Flash [15] have showcased remarkable abilities in handling long-context, interleaved audio-visual inputs. Within the open-source landscape, the dual-tower paradigm, which processes visual and acoustic signals via distinct encoders, has gained traction. Prominent examples include Qwen2.5-Omni [42] and video-SALMONN 2 [37], both of which have substantially advanced the integration of audio modalities into video LLMs.

Multimodal Benchmarks. For omni-modal evaluation, datasets including AVQA [44] and MUSIC-AVQA [23] assessed joint visual–acoustic reasoning, while more recent benchmarks such as WorldSense [16] and Daily-Omni [55] further incorporate audio cues into visual QA. Nevertheless, existing datasets predominantly emphasize retrospective reasoning, leaving omni-modal future prediction underexplored.

Conversely, regarding future prediction task, early benchmarks like VLEP [21] and IntentQA [25] to assess forecasting capabilities. These datasets require models to predict future actions or anticipate long-term goals based on current context. Despite their value, they are predominantly vision-centric. They typically function with the audio track muted or disregarded, failing to capture scenarios where sound acts as the primary precursor to a future event. Consequently, there is a distinct lack of benchmarks that simultaneously demand omni-modal perception and causal future reasoning, a gap that *FutureOmni* aims to bridge.

3 The *FutureOmni* Benchmark

3.1 Audio Coordinated Video Selection

For our evaluation, low-quality videos are characterized by short duration, static scene changes, or audios serving a decorative role. Firstly, we collect approximately 18K YouTube videos ranging from 30 seconds to 20 minutes and apply an audio coordinated video filtering strategy. Videos with limited scene change are removed by computing frame-level visual similarity between adjacent frames and discarding samples whose

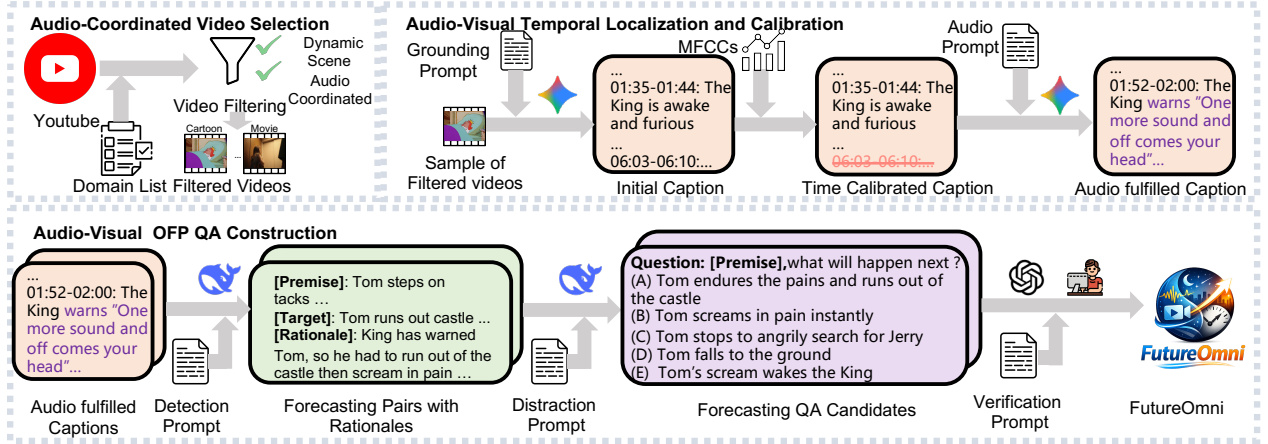


Figure 3 The pipeline of our *FutureOmni*.

average inter-frame similarity higher than 70%. Inspired by AVoCaDO [6], we propose an audio intervention strategy to filter out videos with weak audio-visual correlations or merely decorative audio tracks, which calculating the semantic similarity gap between captions generated with and without audio input. For simplicity, a larger similarity drop reflects stronger audio dependency. We choose UGCVideoCaptioner [41] for efficiency, and we only select top-50% videos for subsequent annotation. Finally we obtain a subset of 9K videos. Experiment details are in Appendix B.5.

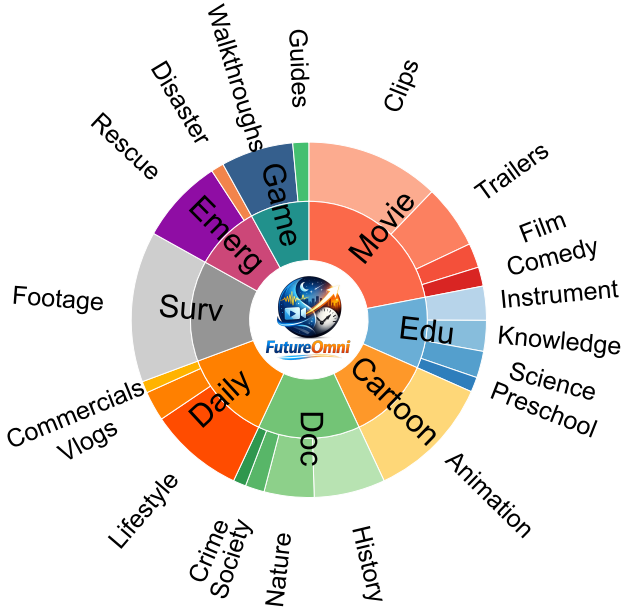
Benchmarks	Videos	Avg.Duration(s)	QAs	Annotation	w. Audio	FF Patterns	FF QAs	New Video
VLEP [2020]	528	33.1	4,192	M	✗	T,C,R	4,192	✓
IntentQA [2023]	567	46.4	2,134	A+M	✗	C	503	✗
FutureBench [2025]	866	43.1	1,056	A+M	✗	T,C,R	1,056	✗
AVUT [2025]	2,662	67.8	13,774	A+M	✓	✗	✗	✓
LongVALE [2025]	8,400	235.0	✗	A+M	✓	✗	✗	✗
DailyOmni [2025]	684	42.8	1197	A+M	✓	✗	✗	✗
JointAVBench [2025]	1,046	97.2	2,853	A+M	✓	✗	✗	✗
OmniVideoBench [2025]	628	384.2	1,000	A+M	✓	✗	✗	✓
WorldSense [2025]	1,662	141.1	3,172	M	✓	✗	✗	✗
<i>FutureOmni</i>	919	163.5	1,034	A+M	✓	T,C,R	1,034	✓

Table 1 Comparison of *FutureOmni* with other representative video and audio-visual benchmarks. A and M in **Annotation** indicate automatic and manual annotation. **FF Patterns** denotes Future Forecasting patterns, including Thematic Montage (T), Causal (C), Routine Sequences (R). **FF QAs** represents the amount of future forecasting QAs. **New Video** denotes whether videos are newly collected. ✗ represents partially collected (52.8%) in FutureBench.

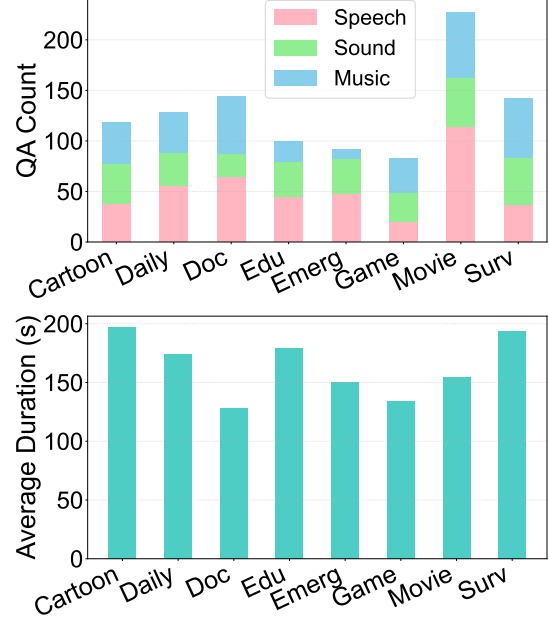
3.2 Audio-Visual Temporal Localization and Calibration

After filtering, the next challenge is to locate and describe events within the videos. Previous research typically relied on open-source grounding models [35]; however, these models either lack the precision required for dense video caption [13, 51], or they ignore the audio input. In this paper, we leverage the advanced multimodal capabilities of Gemini 2.5 Flash [15] to implement grounding. Specifically, we first instruct the model to perform a comprehensive scan of the video to identify plot-relevant events while ignoring trivial or static background occurrences. We require the model to generate precise timestamps (in MM:SS format) that tightly bound the duration of each event.

Time Boundary Checking. To validate precision of these boundaries, following LongVALE [13], we compute Mel-frequency cepstral coefficients (MFCCs) at the start and end points; since valid event event transitions typically correlate with acoustic discontinuities, we verify whether MFCC differences at these time points



(a) Video Domains



(b) Audio and Duration Distribution

Figure 4 (a) Hierarchical distribution of 8 primary video domains and 21 fine-grained sub-categories. Surv: Surveillance, Daily: Dailylife, Edu: Education, Emerg: Emergency. (b) Composition of audio modalities and Average video duration.

exceed a pre-defined threshold 2.0.

Audio Fulfilling. Following boundary validation, we enrich the temporal segments through prompting Gemini 2.5 Flash to identify and annotate specific acoustic cues—such as dialogue, sound effects, or background music—that occur synchronously with the visual content, ensuring that significant audio events are captured alongside the visual action.

3.3 Audio-Visual QA Construction

With the dense, omni-modal event timeline established in the previous stage, the final step involves extracting logical cause-and-effect pairs from sequential events. As illustrated in Figure 3, this process consists of two key phases: Causal Pair Discovery and Dual-Stage Verification.

Causal Pair Discovery. Mere temporal succession does not imply causality. To identify events where the future is logically predictable from the past, we employ DeepSeek-V3.2 [10] to analyze adjacent event segments. To ensure the reliability of the prediction task, we strictly limit the temporal gap between the premise and the future event to a maximum of 30 seconds. We feed the model the chronologically ordered descriptions and instruct it to determine if the subsequent event is a direct logical consequence of the former. The model is required to explicitly output three components: **Premise** Event, **Target** Event and **Rationale**, which is a logical explanation bridging the gap. To explicitly mine pairs driven by acoustic cues, we instruct the model to score the audio causal factor for each candidate pair. Specifically, the model assigns a contribution score on a scale of 0 to 2, where 0 represents no influence, 1 indicates decoration, and 2 denotes causality. Furthermore, the model classifies the audio factor into three distinct categories: Speech, Sound, and Music.

QA Construction. Unlike prior event prediction benchmarks [21, 25] that primarily construct distractors based on visual similarity, we propose four novel distractor types to rigorously evaluate the omnimodal reasoning abilities of MLLMs: i) **Visual-only Perception**, which is visually plausible given the video context but is explicitly contradicted by the audio modality. This targets models that fail to integrate auditory cues

into their reasoning process. ii) **Audio-only Perception**, which aligns semantically with the speech or sound events but describes visual actions that do not occur or mismatch the visual scene. This challenges models that over-rely on the audio transcript or sound processing while neglecting visual verification. iii) **Delayed**. It describes valid past events from the video that occur before the premise. This evaluates the model’s temporal precision ability. iv) **Reverse-Causal**. It describes the antecedent or cause of the premise event rather than its effect. This tests the model’s understanding of the directional arrow of time and its ability to distinguish between past triggers and future consequences.

Dual-Stage Verification To mitigate the ambiguity of our data, we implement a dual-stage verification strategy. Candidate QAs are submitted to GPT-4o [32] for automated logical validation first. Then we conduct human verification for quality. Verification details are in Appendix C.

3.4 Dataset Statistics

Table 1 and Figure 4 present a comprehensive comparison between *FutureOmni* and other representative benchmarks. Our dataset comprises 919 high-quality videos and 1,034 QA pairs. While recent omni-modal benchmarks like WorldSense and DailyOmni incorporate audio, they focus largely on retrospective perception or captioning, ignoring the future forecasting task. *FutureOmni* is the first to bridge this gap, dedicating 100% of its samples (1,034 QAs) to Future Forecasting. Moreover, the average video duration in *FutureOmni* is 163.5 seconds, significantly longer than traditional prediction datasets like VLEP (33.1s) and FutureBench (43.1s). Unlike benchmarks limited to specific logic types (e.g., IntentQA focuses only on Causal), *FutureOmni* covers a diverse spectrum of reasoning patterns, including **Thematic Montage (T)**, **Causal (C)**, and **Routine Sequences (R)**. This ensures a holistic evaluation of a model’s predictive capabilities.

4 Experiments

4.1 Settings

We evaluate a broad spectrum of representative MLLMs on *FutureOmni*, categorized into three groups: (1) open-source video-audio MLLMs, such as MiniCPM-o 2.6 [46], video-SALMONN 2 [37], Ola-7B [30], Qwen2.5-Omni [42] and Qwen3-Omni [43]. (2) open-source video MLLMs, such as VideoLLaMA3 [49] and Qwen3-VL [3]. (3) proprietary MLLMs, such as Claude Haiku 4.5 [2], Gemini 2.5 Flash, Pro [15] and Gemini 3 Flash [14]. All models are evaluated using their official implementations. Performance is measured by direct comparison between outputs and ground-truth annotations.

4.2 Results on *FutureOmni*

Table 2 reports the performance of representative MLLMs. We evaluate 20 models across three categories: Open-Source Omni-MLLMs, Open-Source Video MLLMs, and Proprietary MLLMs. The results yield several insightful observations.

- *Open-source Omni-LLMs still lag behind proprietary models.* Our results indicate proprietary Omni-LLMs, namely Gemini 2.5 Pro and Gemini 3 Flash, achieve an average accuracy of approximately 61%, whereas the strongest open-source Omni-LLM attains only 53%. This persistent performance gap suggests that open-source models with joint audio–visual processing capabilities remain underexplored and offer considerable potential for further improvement.
- *Video-only LLMs consistently underperform Omni-LLMs due to their inability to leverage audio cues.* Even competitive proprietary video-only models, such as GPT-4o, achieve a maximum accuracy of 49.70%, which is lower than that of open-source Omni-LLMs such as Qwen3-Omni. The gap is even larger for other video-only models, highlighting the importance of audio–visual integration in future event prediction.

Methods	Size	Cartoon	Edu	Emerg	Surv	Daily	Movie	Game	Doc	Avg
<i>Video-Audio MLLMs</i>										
AVicuna (Tang et al. 38)	7B	31.62	39.00	26.09	35.21	32.81	28.19	33.73	20.83	30.37
VideoLLaMA2 (Cheng et al. 7)	7B	43.59	47.00	29.35	53.52	40.62	32.60	57.83	31.94	40.75
Qwen2.5-Omni (Xu et al. 42)	3B	37.61	51.00	29.35	57.75	35.94	32.16	51.81	25.00	38.91
video-SALMONN 2 (Tang et al. 37)	7B	43.59	55.00	39.13	57.04	48.44	40.97	57.83	34.72	46.03
video-SALMONN 2+ (Tang et al. 37)	7B	50.43	61.00	39.13	55.63	52.34	40.09	54.22	33.33	47.00
Qwen2.5-Omni (Xu et al. 42)	7B	47.86	55.00	35.87	59.86	48.44	40.09	61.45	40.28	47.48
Ola (Liu et al. 30)	7B	44.44	62.00	42.39	64.08	47.66	41.41	59.04	37.50	48.54
MiniCPM-o 2.6 (Yao et al. 46)	8B	48.72	63.00	43.48	59.15	50.00	41.85	62.65	36.11	49.08
Qwen3-Omni (Xu et al. 43)	30B	52.94	68.00	32.88	62.71	59.05	45.60	62.65	49.25	53.05
Claude Haiku 4.5 (Anthropic 2)	-	55.08	66.00	44.57	57.04	51.56	48.90	57.83	41.67	52.03
Gemini 2.5 Flash (Google 15)	-	50.85	70.00	47.83	59.15	58.59	51.54	60.24	50.00	55.61
Gemini 2.5 Pro (15)	-	49.15	75.00	54.35	69.01	62.50	51.54	65.06	46.53	57.93
Gemini 3 Flash (14)	-	62.71	75.00	58.70	80.28	68.75	59.03	65.06	53.47	64.80
<i>Video MLLMs</i>										
Video-LLaVA (Lin et al. 28)	7B	39.32	47.00	33.70	41.55	42.19	32.16	44.58	29.86	37.72
LLaVA-NeXT (Zhang et al. 52)	7B	43.59	49.00	31.52	49.30	35.94	38.33	50.60	31.94	40.62
Qwen2.5-VL (Bai et al. 4)	7B	43.59	58.00	30.43	52.82	48.44	37.00	53.01	34.72	43.71
Qwen3-VL (Bai et al. 3)	8B	39.32	64.00	34.78	58.45	48.44	38.33	57.83	36.11	45.84
VideoLLaMA3 (Zhang et al. 49)	7B	42.74	59.00	33.70	58.16	42.97	43.61	67.47	35.66	46.80
Qwen3-VL (Bai et al. 3)	30B	41.88	66.00	43.48	59.15	53.12	41.85	61.45	39.58	49.32
GPT-4o (OpenAI 32)	-	44.06	65.00	34.78	57.74	52.34	50.22	51.80	36.11	49.70

Table 2 Overall performance on *FutureOmni*. Edu:Education, Emerg: Emergency, Surv: Surveillance, Daily: Dailylife, Doc:Documentary. Models with a gray background indicate proprietary systems.

Breakdown Results Table 7 represents fine-grained results on audios and durations. (1) *Performance varies significantly across domains.* Models generally perform better in Game and Dailylife categories (e.g., Qwen3-Omni scores 62.65% on Game), likely due to the predictable nature of game physics and common daily routines. Conversely, the Documentary (Doc) and Emergency domains prove the most difficult, with average scores dropping to the 20-40% range (e.g., AVicuna scores only 20.83% on Doc). We hypothesize that Documentaries often rely on complex narration (speech) to explain visual phenomena, while Emergency scenarios require rapid processing of chaotic audio-visual cues (e.g., sirens, screams), posing a severe test for current models’ synergistic reasoning abilities.

(2) *A Contextual Cold Start phenomenon is observed across all Omni-LLMs.* As illustrated in Figure 5b, all models struggle most with shortest duration across four intervals, achieving the lowest scores (e.g. Qwen3-Omni with 34.90% and Gemini 3 Flash with 40.78%). Performance peaks in the medium duration range ([2,4] min) before slightly dipping for long videos. This could be attributed to future forecasting requires sufficient historical context to establish prediction, while short videos often lack the necessary narrative buildup.

(3) *Speech is consistently the most challenging modality.* As presented in Figure 5a, Qwen3-Omni shows an approximately 10% gap between Music (57.54%) and Speech (47.99%). Even Gemini 3 Flash scores 60.52% on Speech versus 68.31% on Music. This suggests that speech requires high-level linguistic decoding and semantic alignment with visual cues, posing a greater barrier than interpreting atmospheric music or distinct sound events.

Modality Ablation To quantify the specific contribution of each modality to future prediction, we conduct a modality ablation study on four strongest open-source omni-modal models: Ola, Qwen2.5-Omni, MiniCPM-o 2.6 and Qwen3-Omni. The results in Table 3, lead to three key conclusions. (1) *The full omni-modal setting (A+V) consistently yields the highest performance.* For instance, Qwen2.5-Omni achieves 47.48% with both modalities, but drops significantly to 42.50% when provided with only video (V) or only audio (A). This substantial performance gap (approx. 5%) empirically validates the core premise of *FutureOmni*: accurate future prediction relies on the synergistic integration of visual dynamics and acoustic cues, rather than on either modality in isolation. (2) *While supplementing video with text-based information—such as Subtitles*

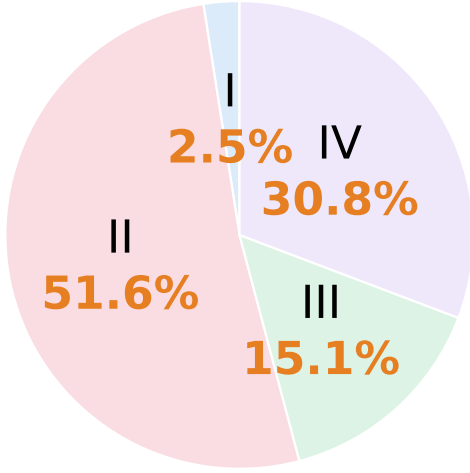
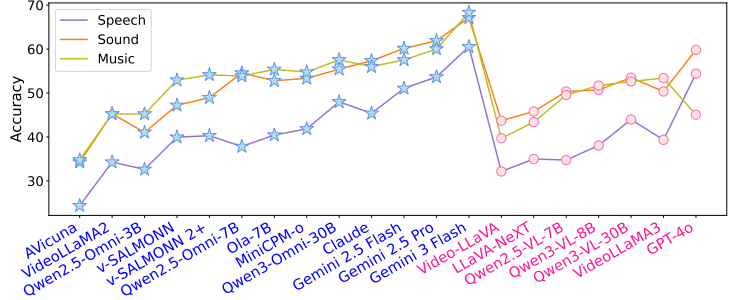
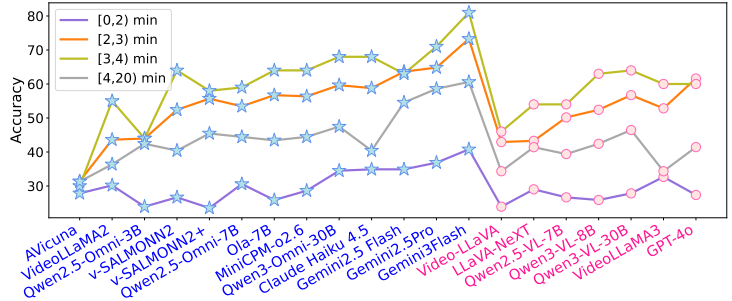


Figure 5 Error Distribution. I: Lack of Knowledge. II: Video Perception Error. III: Audio Perception Error. IV: Reasoning Failure.



(a) Results on three audio types.



(b) Results on four duration intervals.

Figure 6 Fine-grained results on audio types (a) and duration intervals (b).

(V+Subtitle) or detailed Captions (V+Caption)—improves performance over the video-only baseline, it still falls short of the full A+V setting. For example, Ola scores 48.54% with raw audio but only 46.95% with subtitles. This suggests that the raw audio signal contains rich, non-verbal latent information (e.g., emotional tone, environmental atmosphere, urgency) that cannot be fully captured by textual transcription alone. (3) *The performance of omni-modal models on Audio-only (A) and Video-only (V) is strikingly similar.* This indicates that the dataset is well-balanced; the models cannot shortcut the task by relying solely on visual pattern matching or audio classification. To achieve the state-of-the-art results seen in the A+V column, the model must genuinely perform cross-modal reasoning.

Error Analysis We choose 318 failure cases from Gemini 3 Flash into four categories between knowledge deficits and reasoning failures. Details are in Appendix B.3. The distribution in Figure 5 reveals three insights: (1) *Visual Perception is the Primary Bottleneck.* The majority of errors (51.6%) stem from Video Perception Errors. This indicates that despite strong general capabilities, the SOTA model still struggle to capture the fine-grained visual dynamics. (2) *The Synergistic Reasoning Gap.* A substantial portion (30.8%) are Audio-Video Joint Reasoning Failures. In these cases, the model perceives individual modalities but fails to synthesize them logically (e.g. failing to link a visual action with its corresponding sound effect) to derive the future, validating the omni-modal challenge of our benchmark. (3) *Reasoning over Knowledge.* Notably, Lack of Knowledge accounts for a negligible 2.5% errors. This confirms that current MLLMs possess sufficient world knowledge; the performance gap on *FutureOmni* is driven by limitations in dynamic perceptions and complex causal reasoning rather than a lack of factual data.

5 Omnimodal Future Forecasting: From Prediction to Generalization

As demonstrated in the previous section, current MLLMs exhibit a significant deficiency in omni-modal future forecasting. To bridge this gap, we curate a high-quality instruction tuning dataset, *FutureOmni-7K*, and propose a Omni-Modal Future Forecasting method. For empowering models with foresight, we integrate

Methods	A+V	V	V+S	A	A+C
Qwen3-Omni (30B)	53.05	51.50 ^{-1.55}	52.76 ^{-0.29}	50.92 ^{-2.13}	50.34 ^{-2.71}
MiniCPM-o 2.6 (8B)	48.54	48.25 ^{-0.29}	49.80 ^{+1.26}	48.93 ^{+0.39}	48.54
Ola (7B)	48.54	43.27 ^{-5.27}	46.95 ^{-1.59}	46.47 ^{-2.07}	46.85 ^{-1.69}
Qwen2.5-Omni (7B)	47.48	42.50 ^{-4.98}	43.85 ^{-3.63}	42.50 ^{-4.98}	44.24 ^{-3.24}

Table 3 Results of Modality Ablation. A:audio, V:video, S:subtitle, C:caption.

Methods	Speech	Sound	Music	Avg	Methods	Cartoon	Edu	Emerg	Surv	Daily	Movie	Game	Doc	Avg
Qwen2.5-Omni	37.83	54.55	53.85	47.48	Qwen2.5-Omni	47.86	55.00	35.87	59.86	48.44	40.09	61.45	40.28	47.48
+OFF	47.75	47.55	50.46	48.51^{+1.03}	+OFF	50.92	58.82	49.33	41.10	65.25	55.24	44.56	62.65	48.51^{+1.03}
video-SALMONN 2	39.95	47.20	52.92	46.03	video-SALMONN 2	43.59	55.00	39.13	57.04	48.44	40.97	57.83	34.72	46.03
+OFF	44.68	54.39	52.62	49.90^{+3.87}	+OFF	42.59	60.00	50.00	61.97	55.46	40.97	63.85	37.50	49.90^{+3.87}
Ola	40.43	52.80	55.38	48.54	Ola	44.44	62.00	42.39	64.08	47.66	41.41	59.04	37.50	48.54
+OFF	42.55	53.50	57.23	50.19^{+1.65}	+OFF	44.44	59.00	42.39	66.20	51.56	44.49	60.24	40.28	50.19^{+1.65}

Table 4 Audio Performance with OFF.

Table 5 Category Performance with OFF.

the rationales derived from our data construction pipeline into each training instance. By explicitly exposing the reasoning chain, which elucidating why a specific future event follows from the audio-visual premise, we aim to teach the model not just to predict the outcome, but internalize the reasoning logic of future prediction.

Methods	Audio-Visual Bench				Video-only Bench	
	WorldSense	DailyOmni	JointAVBench	OmniVideoBench	Video-MME	MLVU
Qwen2.5-Omni	37.67	45.69	59.30	30.70	53.77	54.00
+OFF	40.22^{+2.55}	49.03^{+3.34}	60.88^{+1.58}	31.70^{+1.00}	55.51^{+1.74}	54.37^{+0.37}
video SALMONN 2	48.29	65.13	60.21	34.90	61.40	68.00
+OFF	48.77^{+0.48}	65.80^{+0.67}	61.16^{+0.95}	35.40^{+0.50}	61.25 ^{-0.15}	67.86 ^{-0.14}
Ola	44.07	53.04	50.29	35.50	48.00	51.93
+OFF	44.10^{+0.03}	53.63^{+0.59}	51.13^{+0.84}	36.90^{+1.40}	48.07^{+0.07}	52.53^{+0.60}

Table 6 General Capability Analysis Results.

5.1 Main Experiment

Settings We conduct experiments on three representative open-source omni-modal models: Qwen2.5-Omni-7B, Ola-7B, and video-SALMONN 2-7B. To ensure computational efficiency, we use LoRA [17] for fine-tuning. During the training process, we keep the visual and audio encoders frozen and only update text backbones. The learning rate is set to 1e-5, and the models are trained for 1 epoch. All other hyperparameters and configurations remain consistent with the official training scripts of the respective models. Other details are in Appendix B.1.

Results Table 4 and Table 5 demonstrate the effectiveness of tuning on *FutureOmni-7K*. All models exhibit consistent gains, with video-SALMONN 2 achieving the largest overall increase of +3.87%. Most notably, the training significantly boosts performance in the challenging Speech category; Qwen2.5-Omni witnesses a substantial leap of nearly 10%. This confirms that our instruction tuning effectively enhances the models’ ability to interpret complex acoustic cues, particularly dialogues.

5.2 General Capability Analysis

To investigate whether the future prediction capability acquired from *FutureOmni-7K* can transfer to general domains, we evaluate our fine-tuned models on a suite of out-of-domain benchmarks.

Settings Specifically, we selected four representative omni-modal benchmarks: WorldSense, DailyOmni, JointAVBench, and OmniVideoBench, to test audio-visual synergy. Additionally, to assess impacts on pure visual understanding, we included two Video-only benchmarks: Video-MME [12] and MLVU [54].

Results The results in Table 6 demonstrate the generalization ability of OFF, training solely on future prediction leads to consistent improvements across multiple omni-modal QA tasks not relevant with the forecasting task. For instance, Qwen2.5-Omni achieves notable gains on WorldSense (+2.55%) and DailyOmni (+3.34%). Remarkably, these benefits extend even to video-only benchmarks where audio is absent. Qwen2.5-Omni shows clear improvements on Video-MME (53.77% to 55.51%) and MLVU (54.00% to 54.37%).

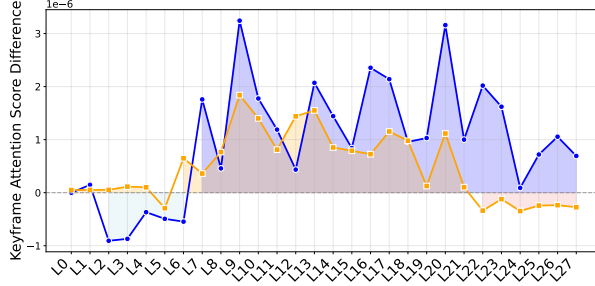


Figure 7 Attention score difference visualization. The blue represents the attention difference for Video keyframes, while the orange represents Audio keyframes.

Attention Visualization To investigate the mechanism of this generalization, we analyze the internal attention distribution of Qwen2.5-Omni before and after training. We choose LongVALE for this experiment due to the well annotations of video and audio keyframes. We propose a metric, called *Keyframe Attention Score Difference*, which measures the shift in attention magnitude assigned to ground-truth video and audio keyframes across transformer layers. As illustrated in Figure 7, the results uncover following pattern beneficial to the generalization: *Active Information Seeking*. The trained model (positive values) pays more attention to both Video (Blue) and Audio (Orange) keyframes in these critical layers. For instance, at Layer 9 and Layer 20, the model’s focus on visual cues intensifies dramatically. Simultaneously, the audio attention (Orange) shows a consistent elevation across the middle layers (L8-L17).

6 Conclusion

In this work, we introduce *FutureOmni*, the first comprehensive benchmarks dedicated to evaluating the Omni-modal Future Prediction capabilities of MLLMs. By establishing a rigorous human-in-the-loop data construction pipeline, we curate a high-quality dataset strictly demands synergistic audio-visual reasoning. Our extensive evaluation reveals that current MLLMs struggles with OFF, particularly in speech-dense scenarios. To address this deficiency, we construct a rationale-enhanced instruction-tuning dataset, *FutureOmni-7K* and propose an Omni-Modal Future Forecasting training strategy not to sharpen cross-modal future prediction abilities, but to enhance performance across a broad spectrum of general tasks.

References

- [1] Jean-Baptiste Alayrac, Jeff Donahue, Pauline Luc, Antoine Miech, Iain Barr, Yana Hasson, Karel Lenc, Arthur Mensch, Katherine Millican, Malcolm Reynolds, Roman Ring, Eliza Rutherford, Serkan Cabi, Tengda Han, Zhitao Gong, Sina Samangooei, Marianne Monteiro, Jacob Menick, Sebastian Borgeaud, Andrew Brock, Aida Nematzadeh, Sahand Sharifzadeh, Mikolaj Binkowski, Ricardo Barreira, Oriol Vinyals, Andrew Zisserman, and Karen Simonyan. Flamingo: a visual language model for few-shot learning. In *Advances in Neural Information Processing Systems*, 2022.
- [2] Anthropic. Claude haiku 4.5. <https://www.anthropic.com/news/claude-haiku-4-5>, 2025. Accessed: 2025-10-16.
- [3] Shuai Bai, Yuxuan Cai, Ruizhe Chen, Keqin Chen, Xionghui Chen, Zesen Cheng, Lianghao Deng, Wei Ding, Chang Gao, Chunjiang Ge, Wenbin Ge, Zhifang Guo, Qidong Huang, Jie Huang, Fei Huang, Binyuan Hui, Shutong Jiang, Zhaohai Li, Mingsheng Li, Mei Li, Kaixin Li, Zicheng Lin, Junyang Lin, Xuejing Liu, Jiawei Liu, Chenglong Liu, Yang Liu, Dayiheng Liu, Shixuan Liu, Dunjie Lu, Ruilin Luo, Chenxu Lv, Rui Men, Lingchen Meng, Xuancheng Ren, Xingzhang Ren, Sibao Song, Yuchong Sun, Jun Tang, Jianhong Tu, Jianqiang Wan, Peng Wang, Pengfei Wang, Qiuyue Wang, Yuxuan Wang, Tianbao Xie, Yiheng Xu, Haiyang Xu, Jin Xu, Zhibo Yang, Mingkun Yang, Jianxin Yang, An Yang, Bowen Yu, Fei Zhang, Hang Zhang, Xi Zhang, Bo Zheng, Humen Zhong, Jingren Zhou, Fan Zhou, Jing Zhou, Yuanzhi Zhu, and Ke Zhu. Qwen3-vl technical report, 2025. URL <https://arxiv.org/abs/2511.21631>.
- [4] Shuai Bai, Keqin Chen, Xuejing Liu, Jialin Wang, Wenbin Ge, Sibao Song, Kai Dang, Peng Wang, Shijie Wang, Jun Tang, Humen Zhong, Yuanzhi Zhu, Mingkun Yang, Zhaohai Li, Jianqiang Wan, Pengfei Wang, Wei Ding, Zheren Fu, Yiheng Xu, Jiabo Ye, Xi Zhang, Tianbao Xie, Zesen Cheng, Hang Zhang, Zhibo Yang, Haiyang Xu, and Junyang Lin. Qwen2.5-vl technical report, 2025. URL <https://arxiv.org/abs/2502.13923>.
- [5] Jianghan Chao, Jianzhang Gao, Wenhui Tan, Yuchong Sun, Ruihua Song, and Liyun Ru. Jointavbench: A benchmark for joint audio-visual reasoning evaluation, 2025. URL <https://arxiv.org/abs/2512.12772>.
- [6] Xinlong Chen, Yue Ding, Weihong Lin, Jingyun Hua, Linli Yao, Yang Shi, Bozhou Li, Yuanxing Zhang, Qiang Liu, Pengfei Wan, Liang Wang, and Tieniu Tan. Avocado: An audiovisual video captioner driven by temporal orchestration, 2025. URL <https://arxiv.org/abs/2510.10395>.
- [7] Zesen Cheng, Sicong Leng, Hang Zhang, Yifei Xin, Xin Li, Guanzheng Chen, Yongxin Zhu, Wenqi Zhang, Ziyang Luo, Deli Zhao, and Lidong Bing. Videollama 2: Advancing spatial-temporal modeling and audio understanding in video-llms, 2024. URL <https://arxiv.org/abs/2406.07476>.
- [8] Sanjoy Chowdhury, Sayan Nag, Subhrajyoti Dasgupta, Yaoting Wang, Mohamed Elhoseiny, Ruohan Gao, and Dinesh Manocha. Avtrustbench: Assessing and enhancing reliability and robustness in audio-visual llms. *arXiv preprint arXiv:2501.02135*, 2025.
- [9] Yunfei Chu, Jin Xu, Qian Yang, Haojie Wei, Xipin Wei, Zhifang Guo, Yichong Leng, Yuanjun Lv, Jinzheng He, Junyang Lin, Chang Zhou, and Jingren Zhou. Qwen2-audio technical report, 2024. URL <https://arxiv.org/abs/2407.10759>.
- [10] DeepSeek-AI, Aixin Liu, Aoxue Mei, Bangcai Lin, Bing Xue, and Bingxuan Wang. Deepseek-v3.2: Pushing the frontier of open large language models, 2025. URL <https://arxiv.org/abs/2512.02556>.
- [11] Alexey Dosovitskiy, Lucas Beyer, Alexander Kolesnikov, Dirk Weissenborn, Xiaohua Zhai, Thomas Unterthiner, Mostafa Dehghani, Matthias Minderer, Georg Heigold, Sylvain Gelly, Jakob Uszkoreit, and Neil Houlsby. An image is worth 16x16 words: Transformers for image recognition at scale. In *International Conference on Learning Representations*, 2021.
- [12] Chaoyou Fu, Yuhang Dai, Yongdong Luo, Lei Li, Shuhuai Ren, Renrui Zhang, Zihan Wang, Chenyu Zhou, Yunhang Shen, Mengdan Zhang, Peixian Chen, Yanwei Li, Shaohui Lin, Sirui Zhao, Ke Li, Tong Xu, Xiawu Zheng, Enhong Chen, Caifeng Shan, Ran He, and Xing Sun. Video-mme: The first-ever comprehensive evaluation benchmark of multi-modal llms in video analysis. In *Proceedings of the IEEE/CVF Conference on Computer Vision and Pattern Recognition (CVPR)*, 2025.
- [13] Tiantian Geng, Jinrui Zhang, Qingni Wang, Teng Wang, Jinming Duan, and Feng Zheng. Longvale: Vision-audio-language-event benchmark towards time-aware omni-modal perception of long videos. In *Proceedings of the IEEE/CVF Conference on Computer Vision and Pattern Recognition (CVPR)*, June 2025.

- [14] Google. Gemini 3 flash: frontier intelligence built for speed. <https://blog.google/products/gemini/gemini-3-flash/>, 2025. Accessed: 2025-12-17.
- [15] Google. Gemini 2.5: Pushing the frontier with advanced reasoning, multimodality, long context, and next generation agentic capabilities, 2025. URL <https://arxiv.org/abs/2507.06261>.
- [16] Jack Hong, Shilin Yan, Jiayin Cai, Xiaolong Jiang, Yao Hu, and Weidi Xie. Worldsense: Evaluating real-world omnimodal understanding for multimodal llms, 2025. URL <https://arxiv.org/abs/2502.04326>.
- [17] Edward J Hu, yelong shen, Phillip Wallis, Zeyuan Allen-Zhu, Yuanzhi Li, Shean Wang, Lu Wang, and Weizhu Chen. LoRA: Low-rank adaptation of large language models. In *International Conference on Learning Representations*, 2022. URL <https://openreview.net/forum?id=nZeVKeeFYf9>.
- [18] Shujie Hu, Long Zhou, Shujie Liu, Sanyuan Chen, Lingwei Meng, Hongkun Hao, Jing Pan, Xunying Liu, Jinyu Li, Sunit Sivasankaran, Linquan Liu, and Furu Wei. WavLLM: Towards robust and adaptive speech large language model. In *Findings of the Association for Computational Linguistics: EMNLP 2024*, 2024.
- [19] Ezra Karger, Houtan Bastani, Chen Yueh-Han, Zachary Jacobs, Danny Halawi, Fred Zhang, and Philip Tetlock. Forecastbench: A dynamic benchmark of AI forecasting capabilities. In *The Thirteenth International Conference on Learning Representations, ICLR 2025, Singapore, April 24-28, 2025*. OpenReview.net, 2025. URL <https://openreview.net/forum?id=lfPkGWXLlf>.
- [20] Woosuk Kwon, Zhuohan Li, Siyuan Zhuang, Ying Sheng, Lianmin Zheng, Cody Hao Yu, Joseph E. Gonzalez, Hao Zhang, and Ion Stoica. Efficient memory management for large language model serving with pagedattention, 2023. URL <https://arxiv.org/abs/2309.06180>.
- [21] Jie Lei, Licheng Yu, Tamara Berg, and Mohit Bansal. What is more likely to happen next? video-and-language future event prediction. In *Proceedings of the 2020 Conference on Empirical Methods in Natural Language Processing (EMNLP)*, 2020.
- [22] Caorui Li, Yu Chen, Yiyang Ji, Jin Xu, Zhenyu Cui, Shihao Li, Yuanxing Zhang, Jiafu Tang, Zhenghao Song, Dingling Zhang, Ying He, Haoxiang Liu, Yuxuan Wang, Qiufeng Wang, Zhenhe Wu, Jiehui Luo, Zhiyu Pan, Weihao Xie, Chenchen Zhang, Zhaohui Wang, Jiayi Tian, Yanghai Wang, Zhe Cao, Minxin Dai, Ke Wang, Runzhe Wen, Yinghao Ma, Yaning Pan, Sungkyun Chang, Termeh Taheri, Haiwen Xia, Christos Plachouras, Emmanouil Benetos, Yizhi Li, Ge Zhang, Jian Yang, Tianhao Peng, Zili Wang, Minghao Liu, Junran Peng, Zhaoxiang Zhang, and Jiaheng Liu. Omnivideobench: Towards audio-visual understanding evaluation for omni mllms, 2025. URL <https://arxiv.org/abs/2510.10689>.
- [23] Guangyao Li, Yake Wei, Yapeng Tian, Chenliang Xu, Ji-Rong Wen, and Di Hu. Learning to answer questions in dynamic audio-visual scenarios. In *IEEE Conference on Computer Vision and Pattern Recognition (CVPR)*, 2022.
- [24] Haoxuan Li, Zhengmao Yang, Yunshan Ma, Yi Bin, Yang Yang, and Tat-Seng Chua. Mm-forecast: A multimodal approach to temporal event forecasting with large language models. In Jianfei Cai, Mohan S. Kankanhalli, Balakrishnan Prabhakaran, Susanne Boll, Ramanathan Subramanian, Liang Zheng, Vivek K. Singh, Pablo César, Lexing Xie, and Dong Xu, editors, *Proceedings of the 32nd ACM International Conference on Multimedia, MM 2024, Melbourne, VIC, Australia, 28 October 2024 - 1 November 2024*, pages 2776–2785. ACM, 2024. doi: 10.1145/3664647.3681593. URL <https://doi.org/10.1145/3664647.3681593>.
- [25] Jiapeng Li, Ping Wei, Wenjuan Han, and Lifeng Fan. Intentqa: Context-aware video intent reasoning. In *2023 IEEE/CVF International Conference on Computer Vision (ICCV)*, 2023.
- [26] Junnan Li, Dongxu Li, Silvio Savarese, and Steven Hoi. BLIP-2: Bootstrapping language-image pre-training with frozen image encoders and large language models. In *Proceedings of the 40th International Conference on Machine Learning*, 2023.
- [27] Yanwei Li, Chengyao Wang, and Jiaya Jia. Llama-vid: An image is worth 2 tokens in large language models. In *Computer Vision – ECCV 2024: 18th European Conference, Milan, Italy, September 29–October 4, 2024, Proceedings, Part XLVI*, 2024.
- [28] Bin Lin, Yang Ye, Bin Zhu, Jiayi Cui, Munan Ning, Peng Jin, and Li Yuan. Video-llava: Learning united visual representation by alignment before projection. In Yaser Al-Onaizan, Mohit Bansal, and Yun-Nung Chen, editors, *Proceedings of the 2024 Conference on Empirical Methods in Natural Language Processing, EMNLP 2024*,

Miami, FL, USA, November 12-16, 2024, pages 5971–5984. Association for Computational Linguistics, 2024. doi: 10.18653/V1/2024.EMNLP-MAIN.342. URL <https://doi.org/10.18653/v1/2024.emnlp-main.342>.

- [29] Haotian Liu, Chunyuan Li, Qingyang Wu, and Yong Jae Lee. Visual instruction tuning. In Advances in Neural Information Processing Systems, 2023.
- [30] Zuyan Liu, Yuhao Dong, Jiahui Wang, Ziwei Liu, Winston Hu, Jiwen Lu, and Yongming Rao. Ola: Pushing the frontiers of omni-modal language model, 2025. URL <https://arxiv.org/abs/2502.04328>.
- [31] Le Thien Phuc Nguyen, Zhuoran Yu, Samuel Low Yu Hang, Subin An, Jeongik Lee, Yohan Ban, SeungEun Chung, Thanh-Huy Nguyen, JuWan Maeng, Soochahn Lee, and Yong Jae Lee. See, hear, and understand: Benchmarking audiovisual human speech understanding in multimodal large language models, 2025. URL <https://arxiv.org/abs/2512.02231>.
- [32] OpenAI. Gpt-4o system card, 2024. URL <https://arxiv.org/abs/2410.21276>.
- [33] Alec Radford, Jong Wook Kim, Chris Hallacy, Aditya Ramesh, Gabriel Goh, Sandhini Agarwal, Girish Sastry, Amanda Askell, Pamela Mishkin, Jack Clark, Gretchen Krueger, and Ilya Sutskever. Learning transferable visual models from natural language supervision. In Proceedings of the 38th International Conference on Machine Learning, 2021.
- [34] Alec Radford, Jong Wook Kim, Tao Xu, Greg Brockman, Christine Mcleavey, and Ilya Sutskever. Robust speech recognition via large-scale weak supervision. In Proceedings of the 40th International Conference on Machine Learning, pages 28492–28518, 2023.
- [35] Shuhuai Ren, Linli Yao, Shicheng Li, Xu Sun, and Lu Hou. Timechat: A time-sensitive multimodal large language model for long video understanding. In 2024 IEEE/CVF Conference on Computer Vision and Pattern Recognition (CVPR), 2024.
- [36] Changli Tang, Wenyi Yu, Guangzhi Sun, Xianzhao Chen, Tian Tan, Wei Li, Lu Lu, Zejun MA, and Chao Zhang. SALMONN: Towards generic hearing abilities for large language models. In The Twelfth International Conference on Learning Representations, 2024.
- [37] Changli Tang, Yixuan Li, Yudong Yang, Jimin Zhuang, Guangzhi Sun, Wei Li, Zejun Ma, and Chao Zhang. video-salmonn 2: Caption-enhanced audio-visual large language models, 2025. URL <https://arxiv.org/abs/2506.15220>.
- [38] Yunlong Tang, Daiki Shimada, Jing Bi, Mingqian Feng, Hang Hua, and Chenliang Xu. Empowering llms with pseudo-untrimmed videos for audio-visual temporal understanding. In Proceedings of the Thirty-Ninth AAAI Conference on Artificial Intelligence and Thirty-Seventh Conference on Innovative Applications of Artificial Intelligence and Fifteenth Symposium on Educational Advances in Artificial Intelligence, 2025.
- [39] Haonan Wang, Hongfu Liu, Xiangyan Liu, Chao Du, Kenji Kawaguchi, Ye Wang, and Tianyu Pang. Fostering video reasoning via next-event prediction, 2025. URL <https://arxiv.org/abs/2505.22457>.
- [40] Wenhui Wang, Hangbo Bao, Shaohan Huang, Li Dong, and Furu Wei. Minilmv2: Multi-head self-attention relation distillation for compressing pretrained transformers, 2021. URL <https://arxiv.org/abs/2012.15828>.
- [41] Peiran Wu, Yunze Liu, Zhengdong Zhu, Enmin Zhou, and Junxiao Shen. Ugc-videocaptioner: An omni ugc video detail caption model and new benchmarks, 2025. URL <https://arxiv.org/abs/2507.11336>.
- [42] Jin Xu, Zhifang Guo, Jinzheng He, Hangrui Hu, Ting He, Shuai Bai, Keqin Chen, Jialin Wang, Yang Fan, Kai Dang, Bin Zhang, Xiong Wang, Yunfei Chu, and Junyang Lin. Qwen2.5-omni technical report, 2025. URL <https://arxiv.org/abs/2503.20215>.
- [43] Jin Xu, Zhifang Guo, Hangrui Hu, Yunfei Chu, Xiong Wang, Jinzheng He, Yuxuan Wang, Xian Shi, Ting He, Xinfu Zhu, Yuanjun Lv, Yongqi Wang, Dake Guo, He Wang, Linhan Ma, Pei Zhang, Xinyu Zhang, Hongkun Hao, Zishan Guo, Baosong Yang, Bin Zhang, Ziyang Ma, Xipin Wei, Shuai Bai, Keqin Chen, Xuejing Liu, Peng Wang, Mingkun Yang, Dayiheng Liu, Xingzhang Ren, Bo Zheng, Rui Men, Fan Zhou, Bowen Yu, Jianxin Yang, Le Yu, Jingren Zhou, and Junyang Lin. Qwen3-omni technical report, 2025. URL <https://arxiv.org/abs/2509.17765>.
- [44] Pinci Yang, Xin Wang, Xuguang Duan, Hong Chen, Runze Hou, Cong Jin, and Wenwu Zhu. Avqa: A dataset for audio-visual question answering on videos. In Proceedings of the 30th ACM International Conference on Multimedia, 2022.

- [45] Yudong Yang, Jimin Zhuang, Guangzhi Sun, Changli Tang, Yixuan Li, Peihan Li, Yifan Jiang, Wei Li, Zejun Ma, and Chao Zhang. Audio-centric video understanding benchmark without text shortcut. In Proceedings of the 2025 Conference on Empirical Methods in Natural Language Processing, 2025.
- [46] Yuan Yao, Tianyu Yu, Ao Zhang, Chongyi Wang, Junbo Cui, Hongji Zhu, Tianchi Cai, Haoyu Li, Weilin Zhao, Zhihui He, et al. Minicpm-v: A gpt-4v level mllm on your phone. arXiv preprint arXiv:2408.01800, 2024.
- [47] Chenchen Ye, Ziniu Hu, Yihe Deng, Zijie Huang, Mingyu Derek Ma, Yanqiao Zhu, and Wei Wang. MIRAI: evaluating LLM agents for event forecasting. CoRR, abs/2407.01231, 2024. doi: 10.48550/ARXIV.2407.01231. URL <https://doi.org/10.48550/arXiv.2407.01231>.
- [48] Zhiyuan Zeng, Jiashuo Liu, Siyuan Chen, Tianci He, Yali Liao, Jinpeng Wang, Zaiyuan Wang, Yang Yang, Lingyue Yin, Mingren Yin, Zhenwei Zhu, Tianle Cai, Zehui Chen, Jiecao Chen, Yantao Du, Xiang Gao, Jiacheng Guo, Liang Hu, Jianpeng Jiao, Xiangsheng Li, Jingkai Liu, Shuang Ni, Zhoufutu Wen, Ge Zhang, Kaiyuan Zhang, Xin Zhou, Jose Blanchet, Xipeng Qiu, Mengdi Wang, and Wenhao Huang. Futurex: An advanced live benchmark for LLM agents in future prediction. CoRR, abs/2508.11987, 2025. doi: 10.48550/ARXIV.2508.11987. URL <https://doi.org/10.48550/arXiv.2508.11987>.
- [49] Boqiang Zhang, Kehan Li, Zesen Cheng, Zhiqiang Hu, Yuqian Yuan, Guanzheng Chen, Sicong Leng, Yuming Jiang, Hang Zhang, Xin Li, Peng Jin, Wenqi Zhang, Fan Wang, Lidong Bing, and Deli Zhao. Videollama 3: Frontier multimodal foundation models for image and video understanding, 2025. URL <https://arxiv.org/abs/2501.13106>.
- [50] Hang Zhang, Xin Li, and Lidong Bing. Video-LLaMA: An instruction-tuned audio-visual language model for video understanding. In Proceedings of the 2023 Conference on Empirical Methods in Natural Language Processing: System Demonstrations, 2023.
- [51] Jun Zhang, Teng Wang, Yuying Ge, Yixiao Ge, Xinhao Li, Ying Shan, and Limin Wang. Timelens: Rethinking video temporal grounding with multimodal llms, 2025. URL <https://arxiv.org/abs/2512.14698>.
- [52] Yuanhan Zhang, Bo Li, haotian Liu, Yong jae Lee, Liangke Gui, Di Fu, Jiashi Feng, Ziwei Liu, and Chunyuan Li. Llava-next: A strong zero-shot video understanding model, April 2024. URL <https://llava-vl.github.io/blog/2024-04-30-llava-next-video/>.
- [53] Yaowei Zheng, Richong Zhang, Junhao Zhang, Yanhan Ye, Zheyang Luo, Zhangchi Feng, and Yongqiang Ma. Llamafactory: Unified efficient fine-tuning of 100+ language models, 2024. URL <https://arxiv.org/abs/2403.13372>.
- [54] Junjie Zhou, Yan Shu, Bo Zhao, Boya Wu, Zhengyang Liang, Shitao Xiao, Minghao Qin, Xi Yang, Yongping Xiong, Bo Zhang, Tiejun Huang, and Zheng Liu. Mlvu: Benchmarking multi-task long video understanding. In Proceedings of the IEEE/CVF Conference on Computer Vision and Pattern Recognition (CVPR), 2025.
- [55] Ziwei Zhou, Rui Wang, and Zuxuan Wu. Daily-omni: Towards audio-visual reasoning with temporal alignment across modalities, 2025. URL <https://arxiv.org/abs/2505.17862>.
- [56] Ziwei Zhou, Rui Wang, and Zuxuan Wu. Daily-omni: Towards audio-visual reasoning with temporal alignment across modalities, 2025. URL <https://arxiv.org/abs/2505.17862>.

Appendix

Appendix Contents

- A Audio Type and Duration Results 16
- B Experiment Details 16
 - B.1 Training and Inference Details with *FutureOmni-7K* 16
 - B.2 Attention Visualization Details 16
 - B.3 Error Analysis Details 16
 - B.4 Statistics of *FutureOmni* 17
 - B.5 UGCVideoCaptioner Experiment 17
- C Prompt 18

Models	Audio Type			Video Duration				Avg
	Speech	Sound	Music	[0,2)min	[2,3)min	[3,4)min	[4,20)min	
Video-Audio LLMs								
AVicuna	24.35	34.27	34.77	27.84	31.38	30.00	31.31	30.37
VideoLLaMA2	34.28	45.26	45.23	30.19	43.62	55.00	36.36	40.75
Qwen2.5-Omni-3B	32.62	41.05	45.23	23.92	43.96	44.00	42.42	38.91
video SALMONN 2 7B	39.95	47.20	52.92	26.66	52.41	64.00	40.40	46.03
video SALMONN 2+ 7B	40.28	48.95	54.15	23.53	55.69	58.00	45.45	47.00
Qwen2.5-Omni-7B	37.83	54.55	53.85	30.58	53.44	59.00	44.44	47.48
Ola-7B	40.43	52.80	55.38	25.88	56.72	64.00	43.43	48.54
MiniCPM-o 2.6 8	41.84	53.33	54.77	28.62	56.37	64.00	44.44	49.08
Qwen3-Omni-30B	47.99	55.44	57.54	34.50	59.65	68.00	47.47	53.05
Claude Haiku 4.5	45.39	57.34	56.00	34.90	58.79	68.00	40.40	52.03
Gemini 2.5 Flash	51.06	60.14	57.54	34.90	63.62	63.00	54.55	55.61
Gemini 2.5 Pro	53.66	61.89	60.00	36.86	64.83	71.00	58.59	57.93
Gemini 3 Flash	60.52	67.13	68.31	40.78	73.28	81.00	60.61	64.80
Video-LLMs								
Video-LLaVA	32.15	43.71	39.69	23.92	42.93	46.00	34.34	37.72
LLaVA-NeXT	34.99	45.80	43.38	29.02	43.28	54.00	41.41	40.62
Qwen2.5-VL-7B	34.75	50.35	49.54	26.66	50.17	54.00	39.39	43.71
Qwen3-VL-8B	38.06	50.70	51.69	25.88	52.41	63.00	42.42	45.84
Qwen3-VL-30B	43.97	53.50	52.62	27.84	56.72	64.00	46.46	49.32
VideoLLaMA3	39.34	50.35	53.40	32.67	52.84	60.00	34.34	46.80
GPT-4o	54.41	59.80	45.05	27.37	61.61	60.00	41.44	49.70

Table 7 Comparison of MLLMs across different audio types and video durations.

A Audio Type and Duration Results

B Experiment Details

B.1 Training and Inference Details with *FutureOmni-7K*

For Qwen2.5 Omni-7B, we use LlamaFactory [53] and set LoRA rank 64. For Ola and video SALMONN 2, we follow the training scripts released by official repos. For evaluation on general benchmarks, we use vLLM [20] for speed up.

B.2 Attention Visualization Details

We sample 1000 samples from LongVALE-test. For attention analysis, since the sparsity of video and audio modality, we only calculate top-25% scores for each layer.

B.3 Error Analysis Details

Error Definitions Audio Perception Error: The correct prediction relies heavily on a specific sound (speech, event, or music) that the model clearly ignored or hallucinated. Indicator: The visual context alone is insufficient or misleading, and the model failed because it missed the acoustic cue (e.g., a doorbell ringing off-screen). Video Perception Error: The correct prediction relies on a visual detail (object, text, or action) that the model failed to recognize. Lack of Knowledge: The model likely perceived the sensory data correctly but lacked the external world knowledge, physics, or domain expertise required to predict the outcome. Audio-Video Joint Reasoning Failure: The model correctly perceives both the visual and audio elements individually but fails to combine them logically to derive the causal future.

B.4 Statistics of *FutureOmni*

FutureOmni is organized into eight major category groups, comprising 21 fine-grained subcategories in total, covering a wide range of video domains and reasoning demands.

Cartoon (1 subcategory): This group includes Animation, focusing on stylized visual content and narrative understanding in animated videos.

Education (5 subcategories): This group consists of Instrument, Knowledge, Science, and Preschool(Kids' Education), emphasizing instructional clarity, factual reasoning, and multimodal alignment in educational scenarios.

Emergency (2 subcategories): This category includes Rescue and Disaster, targeting safety-critical situations that require accurate temporal reasoning and event understanding.

Surveillance (1 subcategory): This category covers Footage(Police Footage), focusing on real-world monitoring scenarios with complex and rapidly evolving visual events. **Dailylife (3 subcategories):** This group contains Commercials, (Vlogs) (Travel Vlogs), and Lifestyle(Lifestyle Vlogs), representing diverse user-generated content with informal narration and varied filming styles.

Movie (4 subcategories): This category includes Clips(TV Scene Clips), Trailers(TV Trailers), Film(Film Analysis), and Comedy(Comedy Skits), emphasizing narrative coherence, character interactions, and cinematic understanding.

Overall, this taxonomy ensures broad coverage across entertainment, education, real-world documentation, and safety-critical analysis, enabling comprehensive evaluation of multimodal models under diverse and challenging video understanding scenarios.

B.5 UGCVideoCaptioner Experiment

We first generate two captions for each video using UGCVideoCaptioner: one conditioned on both audio and visual inputs, and another conditioned on visual input only. We then encode each caption using Sentence-BERT (all-MiniLM-L6-v2 [40]) and compute their semantic similarity via cosine similarity between normalized embeddings. Similarity scores are computed in GPU batches for efficiency. Videos are ranked by similarity, and we retain the bottom 50% with the lowest scores, where caption differences indicate a stronger influence of audio information. The prompt used for caption generation is provided below:

UGCVideoCaptioner

You are given a short video with both audio and visual content. Write a detailed and coherent paragraph that naturally integrates all modalities. Your description should include:

- (1) the primary scene and background setting;
- (2) key characters or objects and their actions or interactions;
- (3) significant audio cues such as voices, background music, sound effects, and their emotional tone;
- (4) any on-screen text (OCR) and its role in the video context; and
- (5) the overall theme or purpose of the video. Ensure the output is a fluent and objective paragraph, not a bullet-point list, and captures the video's content in a human-like, narrative style.

C Prompt

Audio-Visual Temporal Localization

Analyze the provided video for pairs of events that have a causal relationship that crosses modalities. A cross-modality causal relationship exists when an event from one modality (video or audio) makes a subsequent event from the other modality predictable. For the purpose of this task, "audio event" refers to non-speech sounds (e.g., music, sound effects, ambient noise).

Instructions

a. Focus on Plot-Relevant Events: Prioritize causal pairs that are essential for understanding the narrative or plot development of the video. These are events that drive the story forward, rather than simple, everyday occurrences.

b. Avoid Commonsense Causal Pairs: Do not list simple, predictable cause-and-effect relationships that are based on basic commonsense knowledge. For example, avoid pairs like:

"has_causal: audio to video" - a doorbell sound followed by a person opening a door.

"has_causal: video to audio" - a person striking a match followed by a scratching sound.

"has_causal: audio to video" - an elevator 'ding' sound followed by the elevator doors opening.

Output Format

For each such causal event pair, provide the modality of the premise and the conclusion, along with the details of each event. Your output must follow this exact format:

has_causal: [premise_modality] to [conclusion_modality]

premise_event: [premise_start_time]:[premise_end_time], [premise_event_description]

conclusion_event: [conclusion_start_time]:[conclusion_end_time], [conclusion_event_description]

Example Output

has_causal: video to audio

premise_event: 01:22:01:25, A person's hand presses a large, red button.

conclusion_event: 01:25:01:28, A loud mechanical whirring sound is heard.

has_causal: audio to video

premise_event: 02:45:02:48, The audio plays a dramatic musical crescendo.

conclusion_event: 02:48:02:51, The video shows a character jumping from a building.

Please analyze this video and identify all cross-modality causal relationships following the format above.

Audio-Visual Causal Pair Detection

You are an AI model specializing in multimodal reasoning. Your task is to analyze a series of short video and audio event descriptions and identify the three most challenging cross-modality relationship within them.

Definition of "Challenging":

A relationship is "challenging" if it meets these criteria:

Cross-Modal Necessity: The relationship must integrate information from both the video (visual) and audio modalities to be understood. Predicting the conclusion_event should be significantly harder or impossible using only one modality.

Reasoning Over Perception: The relationship should require high-level reasoning (e.g., cause-and-effect, understanding intent, diagnosing a problem, predicting social outcomes) rather than simple perception (e.g., recognizing an object, identifying a sound, describing a visible action). Avoid relationships that are merely descriptive associations.

Diversity Consideration: When choosing from the series, prioritize relationships that are distinct from typical or obvious ones (e.g., "person speaks" -> "audio of speech"). Seek nuanced, non-obvious, or abstract connections.

Instructions:

Read the provided list of events.

For each event, **the modality is specified in brackets:** [V] for Video, [A] for Audio.

Identify the one relationship that best fulfills the "challenging" criteria above.

Structure your finding exactly in the following output format:

1.has_causal: [audio-video/video-audio] **premise_event_1:** [start_time_1:end_time_1][Modality]:[Event Description]. **conclusion_event_1:** [start_time_1:end_time_1][Modality]:[Event Description].

2.has_causal: [audio-video/video-audio] **premise_event_2:** [start_time_2:end_time_2][Modality]:[Event Description]. **conclusion_event_2:** [start_time_2:end_time_2][Modality]:[Event Description].

3.has_causal: [audio-video/video-audio] **premise_event_3:** [start_time_3:end_time_3][Modality]:[Event Description]. **conclusion_event_3:** [start_time_3:end_time_3][Modality]:[Event Description].

Time Boundary Check

SYSTEM ERROR: TIMESTAMP VALIDATION FAILED

Your previous response contained hallucinated or logically impossible timestamps. Please correct the JSON based on the following specific errors detected:

Detected Error: {specific_error_msg}

Strict Correction Rules:

- 1. No Hallucinations:** You must ONLY use timestamps that literally appear in the provided Input Caption. Do not invent time ranges (e.g., do not create "05:00-05:05" if the video ends at 04:50).
- 2. Sequential Logic:** The Effect must occur **after** the Cause.
 - INVALID: Cause="02:00-02:05", Effect="02:00-02:05" (They cannot be identical).
 - VALID: Cause="02:00-02:05", Effect="02:05-02:10".
- 3. Start Constraint:** As per the original instructions, the Cause Event must start AFTER 01:00 (60 seconds).
- 4. Duration Limit:** The video duration is duration_string. No timestamp can exceed this limit.

Task:

Re-read the caption text carefully. Discard your previous invalid choice. Select a NEW Cause-Effect pair that satisfies all constraints and output the corrected JSON.

Problem Rationality Check

You are an expert Logic Puzzle Generator specializing in Video Reasoning. Your task is to analyze a provided video caption (containing timestamps and event descriptions) and generate a single, high-quality "Next Event Prediction" multiple-choice question.

Input Data: You will receive raw video captions formatted as: 'Start_Time-End_Time Video: [Description] Audio: [Description]'

Process & Constraints:

1. Identify a Causal Pair (The Premise & The Effect): Scan the text to find two events (Event A and Event B) where Event A clearly leads to or causes Event B.

Constraint 1 (Temporal Proximity): The time gap between the END of Event A (Cause) and the START of Event B (Effect) must be less than 30 seconds. Ideally, it should be immediate (< 10s).

Constraint 2 (Causal Restriction): The Premise (Event A) must logically restrict the possibilities of what happens next.

Bad Premise: "John walks down the street." (Anything could happen next).

Good Premise: "John trips over a crack in the pavement while holding a coffee." (Logically implies spilling, falling, or swearing).

2. Draft the Question:

Format: "Given the premise event: '[Description of Event A]', which event is its most direct conclusion?"

3. Draft the Options (1 Correct, 4 Distractors):

Correct Answer: A precise description of Event B as it appears in the caption.

Constraint 3 (Distractor Logic): Distractors must be "decisive" (plausible within the scene's context) but logically inferior to the correct answer given the premise. Do not create a distractor that is a generic "common sense" outcome that is actually more likely than the video's specific outcome.

Distractor Types to Use:

Hallucinated Action: Plausible action for the character, but didn't happen.

Wrong Object: The character interacts with a different object mentioned in the scene.

Opposite Reaction: If the premise is sad, the distractor describes a happy reaction.

Change Logic: Alter the core logic or action of the original future event, but keep the visual objects steady. (e.g., if the original was "a man looks out the window," a changed logic could be "the man closes the curtains" – the man and window are the same objects, but the action/logic is opposite and driven by a different motivation).

Original Counterfactual: Provide a concise yet reasoned narrative of the most logical alternative future event.

Temporal Distractor: Select one event from all happened events that can mix the decision of predicting the future event.

5. Output Generation:

Return the result in the strict JSON format provided below.

Input Caption:

INSERT_CAPTION_HERE

Example

Input Caption: 00:00 - 00:05: A shot of a building at night, with one light on in a window.Modality: Video.

00:05 - 00:07: A hand presses the down arrow button on an elevator panel, and the button lights up.Modality: Video, Audio (button press).

00:07 - 00:12: The elevator doors open, and a pregnant woman walks out into a hallway.Modality: Video, Audio (elevator doors opening).

00:12 - 00:18: The woman walks into the elevator, puts her keys in her bag, and presses the button for the first floor.Modality: Video, Audio (keys jingling, button press).

00:18 - 00:22: The elevator button for the first floor lights up, and the doors begin to close.Modality: Video, Audio (elevator chime, doors closing).

00:22 - 00:25: A man's hand quickly reaches in to stop the elevator doors from closing, startling the woman.Modality: Video, Audio (sudden stop, woman gasps).

00:25 - 00:29: The man, a janitor with a mop and bucket, enters the elevator.Modality: Video, Audio (mop and bucket sounds).

00:29 - 00:32: Close-up of the janitor's boots and the mop bucket rolling into the elevator.Modality: Video, Audio (rolling sound).

00:32 - 00:36: The woman looks uncomfortable as the janitor brings his equipment into the elevator.Modality: Video.

00:36 - 00:40: The elevator doors close, trapping the woman and the janitor inside.Modality: Video, Audio (elevator doors closing).

00:40 - 00:44: The elevator begins to descend, then suddenly jolts and stops.Modality: Video, Audio (elevator moving, loud jolt, woman gasps).

00:44 - 00:47: The elevator lights flicker and go out, plunging them into darkness.Modality: Video, Audio (lights flickering, mechanical sounds).

00:47 - 00:57: The emergency lights come on, and the woman asks what happened. The janitor replies it's a "motor jam".Modality: Video, Audio (woman's voice, janitor's voice).

00:57 - 01:03: The janitor mentions being stuck in the elevator for 45 minutes last week.Modality: Video, Audio (janitor's voice).

01:03 - 01:09: The woman looks increasingly nervous.Modality: Video.

01:09 - 01:12: The elevator suddenly drops again, and the lights go out completely.Modality: Video, Audio (loud drop, woman screams, lights out).

01:12 - 01:16: The woman is terrified in the dark. The janitor says it's a "motor jam" again.Modality: Video, Audio (woman's terrified breathing, janitor's voice).

01:16 - 01:20: The janitor's hand is shown, with a fresh cut and blood.Modality: Video.

01:20 - 01:24: The janitor says he was stuck for 45 minutes last week, and the woman looks at his hand.Modality: Video, Audio (janitor's voice).

01:24 - 01:28: The janitor's hand is shown again, with more blood.Modality: Video.

01:28 - 01:32: The janitor's hand is shown gripping the mop handle, with blood on it.Modality: Video.

01:32 - 01:36: The woman looks at the janitor's hand, then down at the bloody water in the mop bucket.Modality: Video.

01:36 - 01:40: The woman looks up in horror, realizing the danger. Modality: Video.

01:40 - 01:45: The elevator display shows the numbers rapidly decreasing from 2 to 1, then the doors open. Modality: Video, Audio (elevator sounds, doors opening).

01:45 - 01:50: The woman runs out of the building and across the parking lot to her car. Modality: Video, Audio (running footsteps, woman's heavy breathing).

01:50 - 01:54: The woman fumbles with her keys, trying to unlock her car. Modality: Video, Audio (keys jingling, fumbling sounds).

01:54 - 01:58: She gets into her car and tries to start it. Modality: Video, Audio (car door closing, engine trying to start).

01:58 - 02:02: The car struggles to start, making grinding noises. Modality: Video, Audio (engine grinding).

02:02 - 02:06: The woman tries to start the car again, but it won't turn over. Modality: Video, Audio (engine grinding).

02:06 - 02:10: The woman looks frustrated and scared. Modality: Video.

02:10 - 02:14: The car's dashboard lights flicker, and the engine dies. Modality: Video, Audio (engine dying).

02:14 - 02:18: The woman looks in her rearview mirror and sees the janitor approaching. Modality: Video, Audio (woman gasps, "Shit!").

02:18 - 02:22: She frantically tries to start the car again. Modality: Video, Audio (engine grinding).

02:22 - 02:26: The car still won't start, and the woman looks terrified. Modality: Video, Audio (woman's distressed breathing).

02:26 - 02:30: The janitor is seen opening the trunk of his car. Modality: Video.

02:30 - 02:34: The woman looks back at the janitor, her face filled with fear. Modality: Video.

02:34 - 02:38: The janitor pulls out jumper cables from his trunk. Modality: Video.

02:38 - 02:42: The woman's face shows a mix of fear and confusion. Modality: Video.

02:42 - 02:46: The janitor walks towards her car with the jumper cables. Modality: Video.

02:46 - 02:50: The woman's expression changes to relief, then a slight smile. Modality: Video.

02:50 - 02:54: She tries to start the car one last time. Modality: Video, Audio (engine grinding).

02:54 - 02:58: The janitor taps on her window. Modality: Video, Audio (tap on window).

02:58 - 03:02: The janitor asks, "Need a jump?" holding up the jumper cables. The woman looks at him, a slight smile forming. Modality: Video, Audio (janitor's voice).

03:02 - 03:06: The woman smiles, relieved. Modality: Video.

03:06 - 03:10: The car finally starts. Modality: Video, Audio (car starting).

03:10 - 03:14: Title card "JUMPER" appears. Modality: Video, Audio (music starts).

03:14 - 03:38: Credits roll with animated jumper cables. Modality: Video, Audio (music continues).

{

"question": "Given the premise event: 'After the woman's car dies, the janitor is seen opening the trunk of his car', which event is its most direct conclusion?",

"options": [

"A. He retrieves a tire iron and begins walking aggressively toward the woman",

"B. He pulls out jumper cables from his trunk",

"C. He takes out the bloody mop bucket to dispose of it",

```

    "D. He slams the trunk shut and walks back to the elevator",
    "E. He removes a large flashlight and shines it into the woman's eyes"
  ],
  "answer": "B",
  "cause_timestamp": "02:26-02:30",
  "effect_timestamp": "02:34-02:38",
  "rationale": "The scene creates a misdirection: the woman fears the janitor is a killer (supporting distractor A or C), but the functional context is that her car has stalled (02:10). Opening the trunk is the setup for retrieving a tool to help. The visual payoff is the reveal of the jumper cables, which resolves the mechanical problem rather than the imagined horror plot. Option B is the specific event that occurs. Options A, C, and E play on the suspenseful tone but are factually incorrect."
}

```

QA Construction

Role: You are an expert in causal reasoning and narrative construction. Your task is to create plausible but incorrect effect events (distractors) that could follow a given cause event in a video. Your distractors must be deceptive, meaning they should seem reasonable at first glance but are causally invalid upon closer inspection.

Instruction:

1. **Comprehend the Timeline:** First, carefully read the entire **### TIMELINE OF EVENTS ###**. Understand the sequence of actions, the characters involved, and the overall flow of the narrative. Pay attention to both visual and auditory cues. Generate five distractor effect events based on the provided cause event. You must use the specific heuristics below to guide your creation.

2. For each distractor you create, you must explicitly select and apply one of the following strategies:

1). **Reverse-Causal:** Propose an event that could have *caused* the observed cause event, effectively reversing the true temporal-causal order. (e.g., Cause: "A glass shatters." -> Distractor: "A ball hits the glass.").

2). **Delayed or Premature:** Propose an event that is part of the same causal chain but happens in the wrong temporal order (e.g., the consequence appears to happen before the trigger, or a later step in a sequence occurs immediately). (e.g., Cause: "A person lights a match near a firework." -> Distractor: "The firework explodes." [Premature: it should fizzle or fuse first]).

3). **Audio-Only Deception:** Propose an effect where the audio is highly plausible, but the visual cause is mismatched or incorrect. (e.g., Cause: "A person is chopping vegetables." -> Distractor Audio: "Sound of a large ceramic plate shattering." The visual would show the plate safe on the table, creating a mismatch).

4). **Video-Only Deception:** Propose an effect that is visually plausible but where the accompanying audio would contradict it, revealing the deception. (e.g., Cause: "A person is straining to lift a heavy-looking box." -> Distractor Video: "The box flies effortlessly into the air." The implied audio of straining is contradicted by the visual).

3. Requirements for All Distractors:

Deceptiveness: Each distractor must be a plausible continuation of the video's narrative flow.

Causal Invalidity: The probability of the cause event leading to the distractor must be significantly lower than the probability of it leading to the ground truth effect. The applied heuristic must create this fundamental weakness in the causal link.

Output Format: You must output a valid JSON object with the following structure. Do not add any other text before or after the JSON. Do not add "Video" or "Audio" text in the distractor option.

```
""json
{
  "cause_event": {
    "timestamp": "X",
    "event_description": "[Copy the cause event description here]"
  },
  "ground_truth_effect": {
    "timestamp": "Y",
    "event_description": "[Copy the ground truth effect description here]"
  },
  "generated_distractors": [
    {
      "event_description": "Description of distractor 1.",
      "applied_heuristic": "Name the heuristic used (e.g., Reverse-Causal, Audio-Only Deception).",
      "deceptive_rationale": "A concise explanation of how this heuristic creates a plausible but causally invalid option."
    },
    {
      "event_description": "Description of distractor 2.",
      "applied_heuristic": "Name the heuristic used...",
      "deceptive_rationale": "A concise explanation..."
    },
    {
      "event_description": "Description of distractor 3.",
      "applied_heuristic": "Name the heuristic used...",
      "deceptive_rationale": "A concise explanation..."
    },
    ...
  ]
} ""
```

—
Now, generate distractors for the following causal pair from a video.

Error Analysis Prompt

Role:

You are an expert analyst in Multimodal Large Language Models (MLLMs). Your task is to analyze specific failure cases from a video-audio prediction benchmark and categorize the root cause of the error.

Input Data:

For each sample, I will provide:

1. Premise: The description of the video/audio context before the prediction.
2. Question: The question asked to the model
3. Correct Answer: The ground truth future event.
4. Model Prediction: The incorrect answer generated by the model.
5. Key Modality: The primary modality (Visual, Audio, or Both) required to solve this specific question.

Classification Criteria:

You must classify the error into exactly one of the following four categories. Use the hierarchy below to decide:

1. Audio Perception Error:

Definition: The correct prediction relies heavily on a specific sound (speech, event, or music) that the model clearly ignored or hallucinated.

Indicator: The visual context alone is insufficient or misleading, and the model failed because it missed the acoustic cue (e.g., a doorbell ringing off-screen).

2. Video Perception Error:

Definition: The correct prediction relies on a visual detail (object, text, or action) that the model failed to recognize.

Indicator: The model's prediction contradicts clear visual evidence (e.g., predicting "driving" when the car is visually parked).

3. Lack of Knowledge:

Definition: The model likely perceived the sensory data correctly but lacked the external world knowledge, physics, or domain expertise required to predict the outcome.

Indicator: Understanding the scene requires prior knowledge (e.g., knowing that mixing specific chemicals causes an explosion, or knowing the rules of Chess).

4. Audio-Video Joint Reasoning Failure:

Definition: The model correctly perceives both the visual and audio elements individually but fails to combine them logically to derive the causal future.

Indicator: The error is not due to missing a sound or object, but failing to link them (e.g., seeing a man run + hearing a siren -> predicting "he is exercising" instead of "he is fleeing danger").

Desired Output Format

Please respond in the following JSON format:

```
{
  "error_type": "Select one: [Audio Perception Error | Video Perception Error | Lack of Knowledge | Audio-Video Joint Reasoning Failure]",
  "reasoning": "A brief explanation of why this error falls into this category based on the difference between the prediction and the correct answer."
}
```

Input Sample:

Premise: [Insert Premise]

Question: [Insert Question]

Correct Answer: [Insert Correct Answer]

Model Prediction: [Insert Model Prediction]

Key Modality: [Insert Key Modality]

Analysis:

Video-Audio Evaluation Prompt

These are the frames of a video and the corresponding audio.

Select the best answer to the following multiple-choice question based on the video.

Respond with only the letter (A, B, C, D, E, F) of the correct option.

Question: {question}

Options: {options}

Audio-only Evaluation Prompt

These are the frames of audio.

Select the best answer to the following multiple-choice question based on the audio.

Respond with only the letter (A, B, C, D, E, F) of the correct option.

Question: {question}

Options: {options}

Video-only Evaluation Prompt

Select the best answer to the following multiple-choice question based on the audio.

Respond with only the letter (A, B, C, D, E, F) of the correct option.

Question: {question}

Options: {options}