

Dimension-First Evaluation of Speech-to-Speech Models with Structured Acoustic Cues

Arjun Chandra^{1*}, Kevin Miller^{1*}, Venkatesh Ravichandran²
Constantinos Papayiannis², Venkatesh Saligrama¹

¹Boston University, ²Amazon AGI

Abstract

Large Language Model (LLM) judges exhibit strong reasoning capabilities but are limited to textual content. This leaves current automatic Speech-to-Speech (S2S) evaluation methods reliant on opaque and expensive Audio Language Models (ALMs). In this work, we propose **TRACE** (Textual Reasoning over Audio Cues for Evaluation), a novel framework that enables LLM judges to reason over audio cues to achieve cost-efficient and human-aligned S2S evaluation. To demonstrate the strength of the framework, we first introduce a Human Chain-of-Thought (HCoT) annotation protocol to improve the diagnostic capability of existing judge benchmarks by separating evaluation into explicit dimensions: *content* (C), *voice quality* (VQ), and *paralinguistics* (P). Using this data, TRACE constructs a textual blueprint of inexpensive audio signals and prompts an LLM to render dimension-wise judgments, fusing them into an overall rating via a deterministic policy. TRACE achieves higher agreement with human raters than ALMs and transcript-only LLM judges while being significantly more cost-effective. We will release the HCoT annotations and the TRACE framework to enable scalable and human-aligned S2S evaluation.

1 Introduction

There has been rapid progress in speech-to-speech (S2S) models in recent years (Défossez et al., 2024; Fang et al., 2025; Zhan et al., 2025; Zeng et al., 2024), offering a natural interface for spoken communication with artificial assistants. However, the current automatic S2S evaluation paradigms suffer from critical drawbacks. Large Language Model (LLM) judges used in S2S evaluation operate on transcripts alone (Chen et al., 2024; Liu et al., 2025; Hou et al., 2025), making them blind to crucial non-linguistic speech cues such as sarcasm and emotion. To address this, several recent works leverage

Audio Language Models (ALMs) (Manakul et al., 2025; Chiang et al., 2025; Jiang et al., 2025) which are capable of processing raw audio for evaluation. However, ALM judges are expensive, opaque, and often still struggle to reason about non-linguistic cues as we show in Sec. 4.

TRACE. To address the drawbacks of LLM and ALM judges in S2S evaluation, we introduce TRACE (Textual Reasoning over Audio Cues for Evaluation), a two stage training-free framework that provides auditable and cost-efficient speech evaluation. *Stage 1* compiles a textual blueprint of inexpensive audio signals. *Stage 2* provides an LLM with the blueprint to produce dimension-wise ratings which are fused into an overall judgment.

Existing Benchmark Pitfalls. To validate the effectiveness of TRACE, we rely on publicly available S2S human preference datasets, namely SPEAKBENCH (Manakul et al., 2025) and S2S-ARENA (Jiang et al., 2025). However, these datasets only provide an overall pairwise rating, in contrast to longstanding established speech labeling protocols that advocate for separate perceptual scales (itu, 2003, 2021). These datasets also adopt either no-tie or untyped tie protocols, each of which induces its own failure modes:

- *No-tie* protocols force a winner when both candidate responses are poor.
- *Untyped tie* protocols (tie-allowed) do not distinguish whether both candidate responses are acceptable or unacceptable.

We show in Sec. 3 that these artifacts make the original dataset labels *hackable* by transcript-only evaluators and underweight delivery.

A Standards Aligned Labeling Protocol. We instead adopt a labeling protocol that follows the spirit of ITU-T P.835 (separate perceptual scales) and P.800 subjective methods (itu, 1996, 2003). Concretely, our *Human Chain-of-Thought (HCoT)* protocol elicits *dimension-first* pairwise judgments for Content (C), Voice Quality (VQ), and Paralin-

*Equal contribution. Correspondence to srv@bu.edu.
Code and Data: github.com/arjunchandra2/TRACE

guistics (P) and an overall label with a typed-tie labeling scheme (*both_good*, *both_bad*, or a winner).

Why C, VQ, P? Foundational communication research (Crystal, 1975) suggests that all spoken expression can be studied through linguistics and non-linguistics. We map linguistics to Content (C), and we break down non-linguistics into Voice Quality (VQ) and Paralinguistics (P) since there is extensive prior research on VQ (e.g., (Lo et al., 2019; Ravuri et al., 2023; Wang et al., 2024a)). The C/VQ/P demarcation is also used in benchmarks such as VocalBench (Liu et al., 2025) and AudioJudge (Manakul et al., 2025), and each is operationalizable with inexpensive signals at scale.

Contributions. We summarize our contributions as follows:

1. **HCoT:** A dimension-first, typed-tie re-annotation of SPEAKBENCH and S2S-ARENA, yielding reliable, diagnostic labels aligned with ITU-T guidance.
2. **TRACE:** A training-free, two-stage evaluator that unlocks the reasoning power of text-LLMs for speech evaluation.
3. **Evidence:** Compared to LLM and ALM baselines, TRACE attains higher agreement with HCoT overall ratings and achieves strong fidelity on Paralinguistics, while being significantly cheaper than ALMs.
4. **Release:** We release the HCoT re-annotations and TRACE framework to support reproducibility and future work.

2 Related Work

S2S Models. Recent advances in multimodal learning have enabled speech-to-speech voice assistants (OpenAI et al., 2024; Comanici et al., 2025; Zhang et al., 2023; Xie and Wu, 2024; Fang et al., 2025; Défossez et al., 2024). A simple approach to S2S models is to build a cascade system, wrapping an LLM with automatic speech recognition (ASR) to transcribe spoken input and text-to-speech (TTS) to produce spoken output (Chen et al., 2024). While straightforward to implement, cascade systems suffer from excessive latency (Li and Grover, 2025), error propagation from ASR (Min et al., 2025), and limited access to paralinguistic information (Jiang et al., 2025).

To address these limitations, recent models such as LLaMA-Omni and Moshi (Fang et al., 2025; Défossez et al., 2024) operate end-to-end, directly modeling speech input and speech output through discrete speech tokens or embeddings (Zhan et al., 2025; Zeng et al., 2024; Wang et al., 2024b).

S2S Benchmarks. The rapid progress in S2S modeling has motivated new benchmarks. Early efforts such as VoiceBench (Chen et al., 2024) assess general knowledge of S2S models using response transcripts, while subsequent works (Liu et al., 2025; Hou et al., 2025) incorporate objective acoustic metrics such as word error rate (WER) and emotion score. A complementary line of work emphasizes human preference judgments. These benchmarks (Jiang et al., 2025; Manakul et al., 2025; Chiang et al., 2025) collect pairwise or pointwise human ratings, providing valuable testbeds for automatic evaluation methods that align with human judgment. However, these datasets collapse multiple perceptual dimensions into a single overall score, reducing reliability and diagnostic value. We address this gap by re-annotating existing benchmarks with dimension-wise ratings and extending preference modeling (Rao and Kupper, 1967; Davidson, 1970) to include typed-ties.

S2S Auto-Raters. Several approaches have been proposed for automatically evaluating S2S models. One strategy is to use ASR to transcribe spoken output and then prompt an LLM judge, yielding a training-free baseline that is easy to scale but blind to acoustic cues (Chen et al., 2024; Liu et al., 2025; Hou et al., 2025). Another approach employs ALMs that analyze audio directly and produce judgments (Chiang et al., 2025; Manakul et al., 2025; Jiang et al., 2025). A third line of work trains dedicated evaluators via instruction tuning or reinforcement learning from preference data (Ji et al., 2025; Ge et al., 2025), which can better align with human ratings but may not generalize to new domains.

Acoustic Metrics. Modern non-intrusive predictors estimate perceptual speech quality without a reference (Reddy et al., 2021; Mittag and Möller, 2021; Lo et al., 2019). Prior works from affective computing also provide feature sets for expressive speech: the openSMILE toolkit (Eyben et al., 2010), the eGeMAPS minimalistic acoustic parameter set (Eyben et al., 2016), and the ComParE challenge series (Schuller et al., 2013). Our acoustic blueprints compile and reuse these features.

Text-to-Text Evaluation. There are a numerous related works that use LLM judges to evaluate the

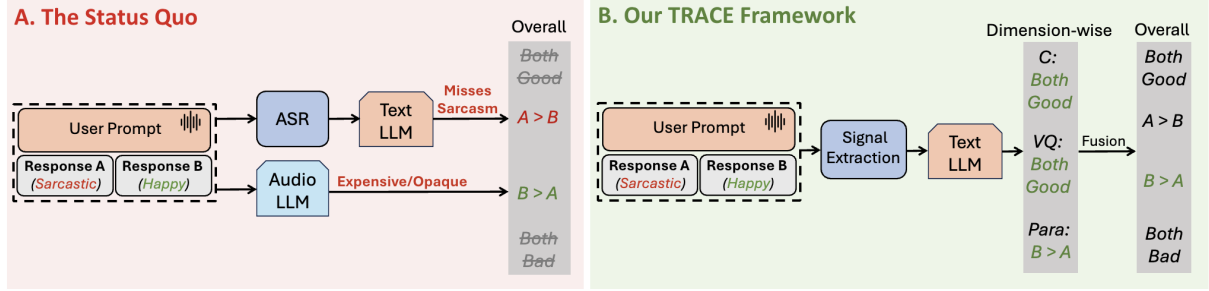


Figure 1: **Bridging the Evaluation Gap.** (A) **The Status Quo:** Current transcript-only LLM judges are blind to paralinguistics whereas ALM judges are opaque and expensive, and benchmarks often force winners on noisy data. (B) **TRACE Framework:** We introduce HCoT, a dimension-first speech labeling protocol, and TRACE. TRACE extracts acoustic features into a structured blueprint, allowing text-LLMs to reason over audio for S2S evaluation.

output of text-to-text models (Zhong et al., 2022; Liu et al., 2023; Saha et al., 2024; Li et al., 2024; Arora et al., 2025). Some of these efforts draw parallels with our work, pointing to the importance of decomposing an evaluation metric into multiple dimensions (Li et al., 2024) and taking a rubric-and-aggregation approach (Saha et al., 2024). However, these methods are constrained to textual inputs, and they do not consider the unique challenges of *speech-to-speech* evaluation such as tone, emphasis, intonation, rhythm, accent, voiced emotion, etc., all of which are integral to speech interaction. We bridge this gap by using lightweight, off-the-shelf tools to extract audio primitives, which are given to an LLM for dimension-wise evaluation. This structured, multi-tool approach is designed to address the unique challenges of speech evaluation.

3 Method

Our objective is to develop an S2S auto-rater that is efficient, human-centric, and accurate. We proceed in two steps: (i) establish and align a multi-aspect benchmark via Human Chain-of-Thought (HCoT) re-annotation; (ii) evaluate TRACE against this benchmark.

3.1 Existing Benchmark Pitfalls

We study the *pairwise* S2S evaluation setting using SPEAKBENCH (Manakul et al., 2025) and the English subset of S2S-ARENA (Jiang et al., 2025). SPEAKBENCH consists of spoken instructions calling for certain types of content, paralinguistic features, and vocal styles, while S2S-ARENA contains explicit instructions, perception-probing tasks, and real-life scenarios. Original overall-only labels in both benchmarks exhibit two issues:

Judge Type	Accuracy (%)	
	SpeakBench	S2S-Arena
Random Guess	33.3	50.0
Audio Judge	51.4 (47.6–56.6)	78.6 (75.0–81.9)
LLM Judge	59.8 (55.8–64.6)	78.8 (74.7–82.4)

Table 1: **Original labels are "hackable".** Using Gemini 2.5 Flash as the backbone, a text-only LLM Judge exceeds Audio Judge on SPEAKBENCH and S2S-ARENA original labels, highlighting that the original labels overweight content. We therefore do *not* adopt the original labels for benchmarking.

(1) **Reliability.** Protocols can misrepresent user experience: S2S-ARENA forces a winner even when both responses are unacceptable; SPEAKBENCH permits untyped ties that fail to distinguish whether both responses are acceptable or unacceptable. On our S2S-ARENA subset, we find that paralinguistics is rated *both-bad* in a majority of examples ($\approx 55\%$, see Appendix Tab. 6), which explains why forced-winner protocols fabricate superiority and motivates our typed ties (both-good, both-bad).

(2) **Multi-aspect validity.** Humans judge speech via separable dimensions (C, VQ, P). Under the original labels, a transcript-only LLM judge can match or outperform a more expensive ALM judge (Tab. 1), indicating that existing benchmark labels overweight textual content and underweight audio/-paralinguistic factors; this undermines certification of truly human-centric *speech* evaluators.

3.2 HCoT Protocol

To address these limitations, we introduce a Human Chain-of-Thought (HCoT) annotation protocol.

Formally, a user audio input P elicits two candidate audio responses (A, B) from different S2S

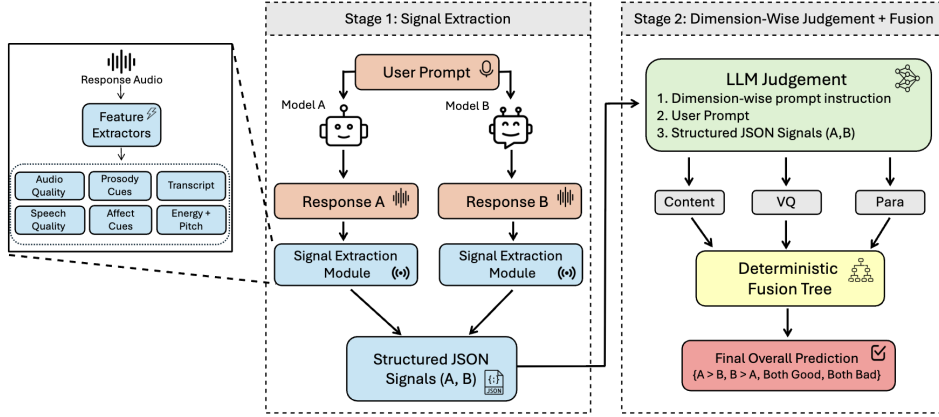


Figure 2: **The TRACE Architecture. Phase 1 (Signal Extraction):** We extract inexpensive signals for Content (ASR), Voice Quality (MOS predictors), and Paralinguistics (prosody, affect, energy etc.). **Phase 2 (Inference):** These signals form a structured textual blueprint of audio cues, which is then passed to an LLM judge to make dimension-wise decisions. The dimension-wise decisions are fused via a deterministic tree to yield the final score.

systems. Under the HCoT protocol, expert raters first produce *dimension-first* (DF) pairwise judgments for Content (C), Voice Quality (VQ), and Paralinguistics (P) followed by an overall label \hat{Y} . The label space for the dimension-wise and overall ratings indicates which response is preferred or whether the pair forms a *typed tie*: $\{1, 2, \text{both-good}, \text{both-bad}\}$. A typed tie discriminates a tie amongst $\{\text{both-bad}, \text{both-good}\}$. This yields (i) an auditable path from parts to whole and (ii) a clean separation of *acceptability* (pass/fail) from *superiority* (which acceptable one is better):

$$f(P, A, B) \rightarrow \{\hat{Y}, \Delta_C, \Delta_{VQ}, \Delta_P\},$$

with $\Delta_{(\bullet)} \in \{1, 2, \text{both-good}, \text{both-bad}\}$.

It is important to note that *typed ties* introduce a hybrid absolute/relative grading scheme since the *both-bad* threshold is absolute whereas picking a winner is relative. To decouple these effects, a rating is assigned (by a human or automatic judge) in the following manner:

1. Decide if *A* is acceptable along the dimension evaluated (C, VQ, P, or Overall).
2. Decide if *B* is acceptable along the dimension evaluated (C, VQ, P, or Overall).
3. If exactly one is acceptable, return 1 or 2.
4. If both are unacceptable, return both-bad.
5. If both are acceptable, do a relative comparison and return 1, 2, or both-good.

This hybrid absolute \rightarrow relative rating scheme allows us to separate acceptable plateaus (*both-good*) from unacceptable holes (*both-bad*), enabling diagnosis and meaningful reporting of ties. **Standards alignment.** Our dimension-first labeling mirrors ITU-T guidance: P.835 advocates *separate* ratings for the speech signal, background noise, and overall quality; P.800 enumerates core subjective procedures (ACR/CCR/DCR); and P.808 specifies crowdsourced protocols with quality control (itu, 1996, 2003, 2021). This provides an external rationale for typed ties and for decoupling *acceptability* (both-bad/both-good) from *superiority* (winner).

3.3 The TRACE Auto-Rater

Architecture. *TRACE* is a two-stage, training-free evaluator. Stage 1 extracts inexpensive audio signals for each dimension and assembles them into a compact blueprint. Stage 2 prompts an LLM with the blueprints to produce dimension-wise judgments and reasoning for each rating (no overall score is requested). A deterministic fusion rule then maps $(\Delta_C, \Delta_{VQ}, \Delta_P)$ to the overall label \hat{Y} .

Stage 1: Evidence blueprint.

```

1 {
2   "A": {"asr_text": "...",
3         "mos_overall": 3.9,
4         "prosody": {"pitch": 142, "rate": 155},
5         "affect": {"calm": 0.62}},
6   "B": {"asr_text": "...",
7         "mos_overall": 4.2,
8         "prosody": {"pitch": 128, "rate": 162},
9         "affect": {"calm": 0.35}}
10 }
```

Listing 1: Truncated Exemplar

SPEAKBENCH			
Pair	2-way	3-way	4-way
orig \leftrightarrow blind	92.8 (89.0-95.8) (N=237)	67.1 (62.9-71.2) (N=496)	-
orig \leftrightarrow HCoT	94.2 (90.9-96.7) (N=274)	70.1 (65.9-74.1) (N=495)	-
blind \leftrightarrow HCoT	97.5 (95.0-98.9) (N=278)	76.3 (72.5-80.0) (N=494)	74.9 (70.9-78.5) (N=494)

S2S-ARENA			
Pair	2-way	3-way	4-way
orig \leftrightarrow blind	89.4 (82.9-94.3) (N=123)	-	-
orig \leftrightarrow HCoT	92.9 (86.7-96.5) (N=113)	-	-
blind \leftrightarrow HCoT	99.0 (94.1-100.0) (N=101)	88.9 (85.0-92.0) (N=314)	87.6 (83.4-90.8) (N=314)

Table 2: **Human-human agreement** (%) [95% CI] between label sets on overall decisions. 2-way: winners only (ties dropped); 3-way: {1,2,tie} (typed ties collapsed); 4-way: {1,2,both_good,both_bad}.

For each response, we construct a structured feature set capturing: *Content* (ASR transcript); *Voice Quality* (objective speech-quality indicators); *Paralinguistics* (prosodic descriptors, affect/intent style cues, and simple accent proxies). For *Content*, we use the Whisper-large-v3 model (Radford et al., 2022). For *Voice Quality* we rely on non-intrusive speech quality predictors (e.g., DNSMOS P.835), and for *Paralinguistics* we use lightweight prosody/affect descriptors (Mittag and Möller, 2021; Reddy et al., 2021; Eyben et al., 2010, 2016; Ma et al., 2023).

Stage 2: LLM judgment (Dimension-First).

```

1 {
2   "prediction_content": "1",
3   "prediction_vq": "both_good",
4   "prediction_para": "2",
5   "reasoning": { "content": "...", "vq":
6     "...", "para": "..." }

```

Listing 2: Per-Dimension Decisions (no overall requested).

The LLM receives the user prompt and the two candidate response blueprints. It is instructed to output a structured JSON with *per-dimension* decisions. This forces reasoning over distilled, human-aligned signals rather than raw audio, improving interpretability and stability while enabling the LLM to reason over audio cues that are crucial for speech evaluation.

Zero-shot fusion (algorithms in Appendix). *TRACE* is training-free and uses a deterministic fusion policy with one dataset-specific *policy prior* to reflect benchmark intent, similar to previous works (Lee et al., 2025). For SPEAKBENCH (instruction-following), our fusion rule prioritizes content-first and uses non-content dimensions as tie-breakers to mirror the original dataset intent. For S2S-ARENA (perception and delivery centric), many responses

suffer from paralinguistic failures that, in the context typical of this dataset, render them completely unacceptable. Therefore, we apply an *acceptability cap* that forces the predicted overall rating to be $\leq \Delta_P$ and Δ_C so that such responses are not overrated. Full pseudocode appears in App. E.

3.4 Evaluation

Human-human reference. We report the inter-human agreement for overall labels to contextualize automatic judges and annotation strategies (Tab. 2).

Metrics and uncertainty. Our primary endpoint is 4-way *accuracy* over {1, 2, both-good, both-bad}:

$$\text{Acc} = \frac{1}{N} \sum_{i=1}^N \mathbf{1}\{\hat{Y}_i = Y_i\}$$

We report 95% confidence intervals for overall label accuracy via *paired* non-parametric bootstrap, preserving example-wise pairing across systems.

4 Results

We organize the results as follows: (i) validate the HCoT benchmark; (ii) report top-line accuracies; (iii) show *how* TRACE uses delivery cues (mechanism) and *why* it succeeds; (iv) quantify cost-efficiency; (v) assess robustness (backbone) and results relative to human-human agreement. Unless otherwise specified, all experiments use Gemini 2.5 Flash (Comanici et al., 2025) as the backbone model.

4.1 Validation of HCoT Annotations

Annotation Protocol. Each dataset was rated in three passes. First, a *blind overall-first* rating captured the original human impression without any dimensional guidance. Second, a full *HCoT*

Dataset	Judge	Content	Voice Quality	Paralinguistics	Overall
SPEAKBENCH	Random Guess	25.0	25.0	25.0	25.0
	Audio Judge	62.5	45.6	21.4	61.1 (56.7–65.4)
	LLM Judge	60.4	39.8	29.8	62.7 (58.2–67.0)
	TRACE	63.2	50.4	39.6	68.6 (64.3–72.7)
	Human–human agreement	76.0	60.0	82.0	60.0
S2S-ARENA	Random Guess	25.0	25.0	25.0	25.0
	Audio Judge	58.9	52.5	37.7	47.5 (42.4–52.7)
	LLM Judge	57.0	55.1	35.4	45.9 (40.4–51.3)
	TRACE	58.0	51.6	48.1	57.0 (51.6–62.4)
	Human–human agreement	73.3	48.3	75.0	75.0

Table 3: **Per-dimension and overall accuracy vs. HCoT.** Using Gemini 2.5 Flash as the backbone, TRACE improves VQ/P while maintaining Content parity on SPEAKBENCH, and yields the largest gains on Paralinguistics for S2S-ARENA.

(Human Chain-of-Thought) re-annotation collected dimension-first judgments for {C, VQ, P} and then overall. Finally, we *randomly resampled* a subset from each dataset and performed a second independent HCoT rating to test repeatability and record inter-human agreement.

Coherence. We verify that a simple multinomial logistic model using human (C, VQ, P) reconstructs the HCoT overall label at high accuracy on both datasets, indicating overall is a low-noise function of {C,VQ,P}. Typed ties and dataset-intent policies (content-first on SPEAKBENCH; acceptability cap on S2S-ARENA) make acceptability explicit and eliminate forced-winner artifacts.

Reliability across datasets (Cohen’s κ). We quantify inter-label agreement using Cohen’s chance-corrected coefficient $\kappa = \frac{p_o - p_e}{1 - p_e}$, where p_o is observed agreement and p_e is the chance agreement from rater marginals (Cohen, 1960). On SPEAKBENCH, blind \leftrightarrow HCoT agreement on the typed 4-way overall label {1, 2, both_good, both_bad} is $\kappa = 0.651$ ($N=468$; 95% CI [0.596, 0.702]). On S2S-ARENA, blind \leftrightarrow HCoT (4-way) is $\kappa = 0.796$ ($N=314$; 95% CI [0.740, 0.849]).

Interpretation of κ : values 0.61–0.80 denote *substantial* and 0.81–1.00 *almost perfect* agreement (Landis and Koch, 1977).

4.2 Overall and per-dimension performance

Tab. 3 summarizes accuracy against the HCoT labels. TRACE improves VQ/P while maintaining Content parity on SPEAKBENCH, and yields the largest gains on Paralinguistics for S2S-ARENA. We assessed paired differences between judges using two-sided McNemar tests (McNemar, 1947) on item-wise correctness (vs. HCoT overall labels). For S2S-ARENA, TRACE outperforms both the audio-only and transcript-only judges ($p < 10^{-3}$ for

all comparisons), and remains significantly higher than the LLM judge ($p=0.0017$). On SPEAKBENCH, TRACE also exceeds the LLM judge ($p=0.02$) and the Audio Judge ($p < 10^{-3}$). These tests confirm that observed gains are statistically reliable.

As an ablation, we also try applying the majority voting fusion rule from (Manakul et al., 2025) as a fusion policy, in which a majority vote is taken amongst $\{\Delta_C, \Delta_{VQ}, \Delta_P\}$. Results are reported in Appendix Tab. 11. We observe that our acoustic blueprint and our tree-based fusion rule have additive benefits. Under either fusion rule, TRACE outperforms its Audio-Judge and LLM-Judge counterparts, and when applied on top of any judge our tree-fusion rule outperforms its majority voting counterpart.

What TRACE does and why it succeeds? We probe *how* judges use audio cues with two probes (same fusion rules as §3): (P1) a content-controlled counterfactual (force Content=both_good and record which dimension (if any) resolves the tie and its decision accuracy); (P2) one-at-a-time ablations (flip a single dimension to both_good and report overall flip rate). We also analyze (P3) judge performance when a legitimate winner exists and when one does not. We use Y^* to denote the ground-truth overall label:

(P1) Content-controlled Counterfactual. Set $\tilde{C} = \text{both_good}$ and compute $\tilde{Y} = f(\tilde{C}, VQ, P)$. We record which dimension *resolves the tie* (P if $P \in \{1, 2\}$ before VQ , else VQ if $VQ \in \{1, 2\}$), or *tie* if $\tilde{Y} = \text{both_good}$.

(P2) One-at-a-time Ablations. For each $D \in \{C, VQ, P\}$, replace $D \leftarrow \text{both_good}$ and recompute $Y_D = f(C', VQ', P')$. The *flip rate* for D is $\Pr[Y_D \neq f(C, VQ, P)]$, quantifying dependence

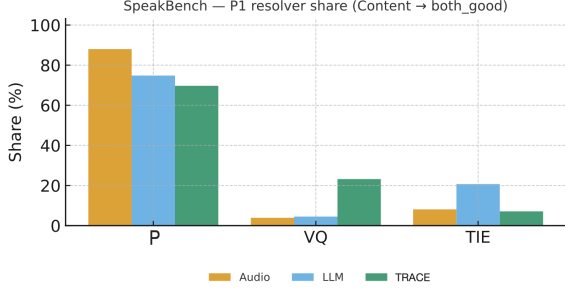


Figure 3: **P1 Counterfactual (SPEAKBENCH)**. TRACE *selectively* uses delivery (VQ) to break semantic ties (VQ share $\approx 23\%$ vs. $\sim 3\text{--}5\%$ for baselines).

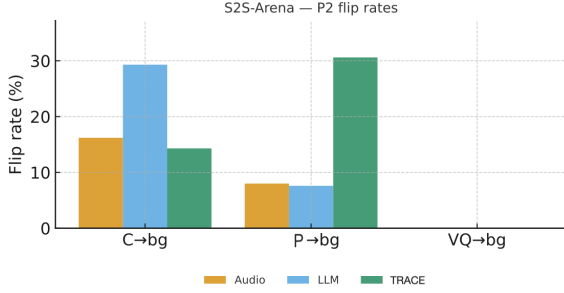


Figure 4: **P2 Flip Rates (S2S-ARENA)**. TRACE is significantly more sensitive to Paralinguistics than LLM-Judge or Audio Judge.

on that dimension.

(P3) Attributing Performance. We compute from the fused overall prediction \hat{Y} (using the same fusion policy as in the main evaluation) and the HCoT overall label $Y^* \in \{1, 2, \text{both_good}, \text{both_bad}\}$:

$$\underbrace{\Pr(\hat{Y} \in \{1, 2\} \mid Y^* = \text{both_bad})}_{\text{Winner-on-bad (lower is better)}} \\ \underbrace{\Pr(\hat{Y} = Y^* \mid Y^* \in \{1, 2\})}_{\text{Winner-slice accuracy (higher is better)}}.$$

Winner-on-bad measures fabricated winners on unacceptable pairs; winner-slice accuracy measures correctness when a legitimate winner exists. Together they explain *why* a judge’s overall improves or degrades and complement P1–P2’s mechanism-focused probes.

Takeaways. (i) *Selective delivery use*: on SPEAKBENCH, TRACE leans on VQ/P to resolve content ties far more often (Fig. 3). (ii) Fig. 4 reveals that TRACE is significantly more sensitive to Paralinguistics compared to other judges, namely, modifying Paralinguistics results in changing the overall decision. (iii) *Policy-aware fusion*: on S2S-ARENA, where both_bad pairs are common, we see fabricated winners are suppressed, driving

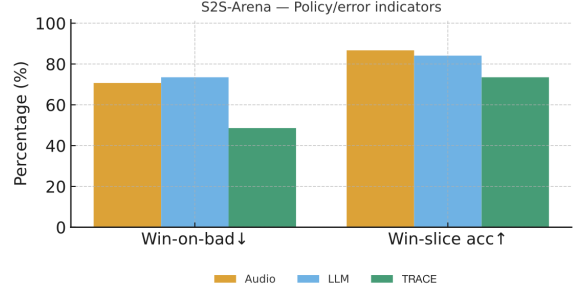


Figure 5: **P3 Attributing Performance (S2S-ARENA)**. With many both-bad pairs (58%), TRACE cuts *winner-on-bad* from $\sim 70\text{--}74\%$ to **48.6%**.

the overall gain (Fig. 5). TRACE reduces *winner-on-bad* to **48.6%** (Audio: 70.7%, LLM: 73.5%), which largely explains its overall win (Tab. 3). The trade-off is that, on the *winner slice*, TRACE’s accuracy is **73.5%** (Audio: 86.7%, LLM: 84.1%), indicating headroom when good winners exist.

Efficiency and Scalability. TRACE operates on inexpensive structured signals; Stage 1 features are batchable and Stage 2 passes textual JSON objects to an LLM. On SPEAKBENCH (GPT-4o), TRACE is $\sim 3\times$ cheaper than Audio Judge while achieving higher overall accuracy (Tab. 4). See Appendix Tab. 13 for a detailed breakdown of the cost analysis.

Cost	Audio Judge	LLM Judge	TRACE
GPU (\$)	0.00	0.25	0.42
API (\$)	12.53	2.51	3.73
Total (\$)	12.532	2.763	4.158

Table 4: **Cost on SPEAKBENCH with GPT-4o**. TRACE is $\sim 3\times$ cheaper than AudioJudge while remaining more accurate.

Robustness (backbone). Replacing Gemini 2.5 Flash with GPT-4o preserves trends: TRACE wins on non-content dimensions and overall (Tab. 5).

Judge	Content	VQ	Para	Overall
Audio Judge	51.4	39.1	17.2	53.4
LLM Judge	58.8	32.1	29.8	60.6
TRACE	58.0	50.0	36.2	62.1

Table 5: **Backbone ablation with GPT-4o**. TRACE gains are robust across backbones (SPEAKBENCH).

Human-human agreement. Relative to the human–human upper bound (Tab. 3), TRACE approaches the lower edge on SPEAKBENCH and closest to lower band on S2S-ARENA in comparison to other judge methods. The residual gap con-

Example — Capturing Paralinguistic Nuance (SpeakBench)																								
User Prompt. <i>Recite the alphabet slowly and deliberately, using a deep, authoritative voice as if you are a movie trailer narrator.</i>																								
Model 1 (Gemini 2.0 Flash). <i>[Deep, authoritative, human-like voice]</i> A, B, C ... Z. Is there anything else you need help with?																								
Model 2 (Cascade — GPT-4o + TTS). <i>[Robotic, unnatural voice]</i> a hum in a deep dramatic voice, A, B, C ... Z. This fall, letters will never be the same.																								
HCoT-Human <table> <tr> <th></th><th>C</th><th>VQ</th><th>P</th><th>Overall</th></tr> <tr> <td>label</td><td>both_good</td><td>1</td><td>1</td><td>1</td></tr> </table>						C	VQ	P	Overall	label	both_good	1	1	1										
	C	VQ	P	Overall																				
label	both_good	1	1	1																				
Judge-Predictions <table> <tr> <th></th><th>C</th><th>VQ</th><th>P</th><th>Overall</th></tr> <tr> <td>Audio Judge</td><td>2</td><td>both_good</td><td>2</td><td>2</td></tr> <tr> <td>LLM Judge</td><td>2</td><td>2</td><td>2</td><td>2</td></tr> <tr> <td>TRACE</td><td>1</td><td>1</td><td>1</td><td>1</td></tr> </table>						C	VQ	P	Overall	Audio Judge	2	both_good	2	2	LLM Judge	2	2	2	2	TRACE	1	1	1	1
	C	VQ	P	Overall																				
Audio Judge	2	both_good	2	2																				
LLM Judge	2	2	2	2																				
TRACE	1	1	1	1																				

Example — User Tone Handling (S2S-Arena)																								
User Prompt. <i>[Disgusted tone of voice]</i> Dogs are sitting by the door.																								
Model 1 (GPT-4o). <i>[Neutral/happy tone of voice]</i> It sounds like they're ready for a walk or eagerly awaiting someone's return. Dogs have a way of knowing when something exciting is about to happen. Are they waiting for you to take them out?																								
Model 2 (Cascade — GPT-4o + TTS). <i>[Neutral tone of voice]</i> Maybe they're waiting for someone to take them for a walk.																								
HCoT-Human <table> <tr> <th></th><th>C</th><th>VQ</th><th>P</th><th>Overall</th></tr> <tr> <td>label</td><td>both_good</td><td>1</td><td>both_bad</td><td>both_bad</td></tr> </table>						C	VQ	P	Overall	label	both_good	1	both_bad	both_bad										
	C	VQ	P	Overall																				
label	both_good	1	both_bad	both_bad																				
Judge-Predictions <table> <tr> <th></th><th>C</th><th>VQ</th><th>P</th><th>Overall</th></tr> <tr> <td>Audio Judge</td><td>1</td><td>1</td><td>both_good</td><td>1</td></tr> <tr> <td>LLM Judge</td><td>1</td><td>both_good</td><td>both_good</td><td>1</td></tr> <tr> <td>TRACE</td><td>1</td><td>1</td><td>both_bad</td><td>both_bad</td></tr> </table>						C	VQ	P	Overall	Audio Judge	1	1	both_good	1	LLM Judge	1	both_good	both_good	1	TRACE	1	1	both_bad	both_bad
	C	VQ	P	Overall																				
Audio Judge	1	1	both_good	1																				
LLM Judge	1	both_good	both_good	1																				
TRACE	1	1	both_bad	both_bad																				

Figure 6: TRACE mirrors human preference by leveraging VQ/P cues to break content ties (**top**), and correctly flags emotionally inappropriate responses (**bottom**). Green = agree w/ human, red = disagree.

centrates where delivery is the sole differentiator or rater criteria are stricter.

Qualitative case studies. A representative prompt from SPEAKBENCH and S2S-ARENA (content ties; delivery differs) shows TRACE is the only automatic judge to mirror human preference (Fig. 6).

5 Conclusion

We introduced HCoT and TRACE, a structured, multi-aspect framework for evaluating speech-to-speech systems that captures content, voice quality, and paralinguistic attributes. Our experiments show that TRACE more accurately predicts human judgments across multiple dimensions, outperforming approaches that rely on raw audio or transcripts alone. TRACE is scalable, interpretable, and flexible, enabling fine-grained evaluation of speech systems. Future work includes extending the framework to handle multilingual scenarios, richer prosodic features, and real-time evaluation, further bridging the gap between automatic judges and human perception.

Limitations: While TRACE provides a structured, interpretable alternative to direct audio or text-based evaluation, several limitations remain. First, our experiments are limited to English datasets (SPEAKBENCH and S2S-ARENA); the generality of the framework across languages and cultural norms of expressivity remains to be tested. Second, the current acoustic schema was designed manually. Although it captures core perceptual dimensions (content, voice quality, paralinguistics), it may omit finer-grained attributes that enable it to handle edge cases. Future work could explore data-driven schema induction that adapt the feature extraction stage dynamically to new tasks. Finally, TRACE relies on upstream automatic extractors whose errors can propagate into the final judgment. Addressing this dependency through calibration or confidence weighting/optimization is a promising future direction.

Ethical considerations: Our work pertains to automatic evaluation of speech-to-speech voice assistants. While there is great potential for voice assistants to do a lot of good in the world (e.g.

accessibility, healthcare, therapy), there is also potential for them to do harm. This could happen intentionally when voice assistants are used for malicious purposes (e.g. fraud, harassment, misinformation), or unintentionally when a flawed voice assistant has harmful failure modes (e.g. giving bad therapeutic advice). This makes the ethics of automated judges complex, as a flawed judge might foster overconfidence in flawed voice assistants, while a strong judge could accelerate the development of strong voice assistants that could be used for malicious purposes. It is important that these issues are discussed and addressed both inside and outside of the research community.

References

1996. Methods for subjective determination of transmission quality. Technical report, ITU-T Recommendation P.800.
2003. Subjective test methodology for evaluating speech communication systems that include noise suppression algorithm. Technical report, ITU-T Recommendation P.835.
2021. Subjective evaluation of speech quality with a crowdsourcing approach. Technical report, ITU-T Recommendation P.808.
- Rahul K. Arora, Jason Wei, Rebecca Soskin Hicks, Preston Bowman, Joaquin Quiñero-Candela, Foivos Tsimpourlas, Michael Sharman, Meghan Shah, Andrea Vallone, Alex Beutel, Johannes Heidecke, and Karan Singhal. 2025. [Healthbench: Evaluating large language models towards improved human health](#). *Preprint*, arXiv:2505.08775.
- Yiming Chen, Xianghu Yue, Chen Zhang, Xiaoxue Gao, Robby T. Tan, and Haizhou Li. 2024. [Voicebench: Benchmarking llm-based voice assistants](#). *Preprint*, arXiv:2410.17196.
- Cheng-Han Chiang, Xiaofei Wang, Chung-Ching Lin, Kevin Lin, Linjie Li, Radu Kopetz, Yao Qian, Zhen-dong Wang, Zhengyuan Yang, Hung yi Lee, and Lijuan Wang. 2025. [Audio-aware large language models as judges for speaking styles](#). *Preprint*, arXiv:2506.05984.
- Jacob Cohen. 1960. A coefficient of agreement for nominal scales. *Educational and Psychological Measurement*, 20(1):37–46.
- Gheorghe Comanici, Eric Bieber, Mike Schaeckermann, Ice Pasupat, Noveen Sachdeva, Inderjit Dhillon, Marcel Blistein, Ori Ram, Dan Zhang, Evan Rosen, Luke Marris, Sam Petulla, Colin Gaffney, Asaf Aharoni, Nathan Lintz, Tiago Cardal Pais, Henrik Jacobsson, Idan Szpektor, Nan-Jiang Jiang, and 3290 others. 2025. [Gemini 2.5: Pushing the frontier with advanced reasoning, multimodality, long context, and next generation agentic capabilities](#). *Preprint*, arXiv:2507.06261.
- David Crystal. 1975. Paralinguistics. In Jonathan Benthall and Ted Polhemus, editors, *The Body as a Medium of Expression*, pages 162–174. Institute of Contemporary Arts, London.
- Roger R. Davidson. 1970. On extending the bradley-terry model to accommodate ties in paired comparison experiments. *Journal of the American Statistical Association*, 65:317–328.
- Alexandre Défossez, Laurent Mazaré, Manu Orsini, Amélie Royer, Patrick Pérez, Hervé Jégou, Edouard Grave, and Neil Zeghidour. 2024. [Moshi: a speech-text foundation model for real-time dialogue](#). *Preprint*, arXiv:2410.00037.
- Florian Eyben, Klaus R. Scherer, Björn W. Schuller, Johan Sundberg, and 1 others. 2016. The geneva minimalistic acoustic parameter set (gemaps) for voice research and affective computing. *IEEE Transactions on Affective Computing*, 7(2):190–202.
- Florian Eyben, Martin Wöllmer, and Björn Schuller. 2010. opensmile – the munich versatile and fast open-source audio feature extractor. In *Proc. ACM Multimedia*.
- Qingkai Fang, Shoutao Guo, Yan Zhou, Zhengrui Ma, Shaolei Zhang, and Yang Feng. 2025. [Llama-omni: Seamless speech interaction with large language models](#). *Preprint*, arXiv:2409.06666.
- Yuan Ge, Junxiang Zhang, Xiaoqian Liu, Bei Li, Xiangnan Ma, Chenglong Wang, Kaiyang Ye, Yangfan Du, Linfeng Zhang, Yuxin Huang, Tong Xiao, Zhengtao Yu, and JingBo Zhu. 2025. [Sagelm: A multi-aspect and explainable large language model for speech judgement](#). *Preprint*, arXiv:2508.20916.
- Yixuan Hou, Heyang Liu, Yuhao Wang, Ziyang Cheng, Ronghua Wu, Qunshan Gu, Yanfeng Wang, and Yu Wang. 2025. [Sova-bench: Benchmarking the speech conversation ability for llm-based voice assistant](#). *Preprint*, arXiv:2506.02457.
- Shengpeng Ji, Tianle Liang, Yangzhuo Li, Jialong Zuo, Minghui Fang, Jinzheng He, Yifu Chen, Zhengqing Liu, Ziyue Jiang, Xize Cheng, Siqi Zheng, Jin Xu, Junyang Lin, and Zhou Zhao. 2025. [Wavreward: Spoken dialogue models with generalist reward evaluators](#). *Preprint*, arXiv:2505.09558.
- Feng Jiang, Zhiyu Lin, Fan Bu, Yuhao Du, Benyou Wang, and Haizhou Li. 2025. [S2s-arena, evaluating speech2speech protocols on instruction following with paralinguistic information](#). *Preprint*, arXiv:2503.05085.
- J. Richard Landis and Gary G. Koch. 1977. The measurement of observer agreement for categorical data. *Biometrics*, 33(1):159–174.

- Yukyung Lee, JoongHoon Kim, Jaehee Kim, Hyowon Cho, Jaewook Kang, Pilsung Kang, and Najoung Kim. 2025. [CheckEval: A reliable LLM-as-a-judge framework for evaluating text generation using check-lists](#). In *Proceedings of the 2025 Conference on Empirical Methods in Natural Language Processing*, pages 15771–15798, Suzhou, China. Association for Computational Linguistics.
- Minzhi Li, Zhengyuan Liu, Shumin Deng, Shafiq Joty, Nancy F. Chen, and Min-Yen Kan. 2024. [Dna-eval: Enhancing large language model evaluation through decomposition and aggregation](#). *Preprint*, arXiv:2405.15329.
- Shufan Li and Aditya Grover. 2025. [Predgen: Accelerated inference of large language models through input-time speculation for real-time speech interaction](#). *Preprint*, arXiv:2506.15556.
- Heyang Liu, Yuhao Wang, Ziyang Cheng, Ronghua Wu, Qunshan Gu, Yanfeng Wang, and Yu Wang. 2025. [Vocalbench: Benchmarking the vocal conversational abilities for speech interaction models](#). *Preprint*, arXiv:2505.15727.
- Yang Liu, Dan Iter, Yichong Xu, Shuohang Wang, Ruochen Xu, and Chenguang Zhu. 2023. [G-eval: Nlg evaluation using gpt-4 with better human alignment](#). *Preprint*, arXiv:2303.16634.
- Chen-Chou Lo, Szu-Wei Fu, Wen-Chin Huang, Xin Wang, Junichi Yamagishi, Yu Tsao, and Hsin-Min Wang. 2019. Mosnet: Deep learning-based objective assessment for voice conversion. In *Proc. Interspeech*.
- Ziyang Ma, Zhisheng Zheng, Jiaxin Ye, Jinchao Li, Zhifu Gao, Shiliang Zhang, and Xie Chen. 2023. [emotion2vec: Self-supervised pre-training for speech emotion representation](#). *Preprint*, arXiv:2312.15185.
- Potsawee Manakul, Woody Haosheng Gan, Michael J. Ryan, Ali Sartaz Khan, Warit Sirichotedumrong, Kunat Pipatanakul, William Held, and Diyi Yang. 2025. [Audiojudge: Understanding what works in large audio model based speech evaluation](#). *Preprint*, arXiv:2507.12705.
- Quinn McNemar. 1947. Note on the sampling error of the difference between correlated proportions or percentages. *Psychometrika*, 12(2):153–157.
- Anna Min, Chenxu Hu, Yi Ren, and Hang Zhao. 2025. [When end-to-end is overkill: Rethinking cascaded speech-to-text translation](#). *Preprint*, arXiv:2502.00377.
- Gabriel Mittag and Sebastian Möller. 2021. Nisqa: A deep cnn-self-attention model for multidimensional speech quality prediction with crowdsourced datasets. In *Proc. Interspeech*.
- OpenAI, :, Aaron Hurst, Adam Lerer, Adam P. Goucher, Adam Perelman, Aditya Ramesh, Aidan Clark, AJ Ostrow, Akila Welihinda, Alan Hayes, Alec Radford, Aleksander Madry, Alex Baker-Whitcomb, Alex Beutel, Alex Borzunov, Alex Carney, Alex Chow, Alex Kirillov, and 401 others. 2024. [Gpt-4o system card](#). *Preprint*, arXiv:2410.21276.
- Alec Radford, Jong Wook Kim, Tao Xu, Greg Brockman, Christine McLeavey, and Ilya Sutskever. 2022. [Robust speech recognition via large-scale weak supervision](#). *arXiv preprint*.
- P. V. Rao and L. L. Kupper. 1967. Ties in paired-comparison experiments: A generalization of the bradley–terry model. *Journal of the American Statistical Association*, 62:194–204.
- Aditya Ravuri, Erica Cooper, and Junichi Yamagishi. 2023. [Uncertainty as a predictor: Leveraging self-supervised learning for zero-shot mos prediction](#). 2024 *IEEE International Conference on Acoustics, Speech, and Signal Processing Workshops (ICASSPW)*, pages 580–584.
- Chandan K. A. Reddy, Vishak Gopal, and Ross Cutler. 2021. Dnsmos p.835: A non-intrusive perceptual objective speech quality metric to evaluate noise suppressors. *arXiv:2110.01763*.
- Swarnadeep Saha, Omer Levy, Asli Celikyilmaz, Mohit Bansal, Jason Weston, and Xian Li. 2024. [Branch-solve-merge improves large language model evaluation and generation](#). *Preprint*, arXiv:2310.15123.
- Björn Schuller, Stefan Steidl, Anton Batliner, and 1 others. 2013. The interspeech 2013 computational paralinguistics challenge: Social signals, conflict, emotion, autism. In *Proc. Interspeech*.
- Hui Wang, Shiwan Zhao, Jiaming Zhou, Xiguang Zheng, Haoqin Sun, Xuechen Wang, and Yong Qin. 2024a. [Uncertainty-aware mean opinion score prediction](#). pages 1215–1219.
- Xiong Wang, Yangze Li, Chaoyou Fu, Yunhang Shen, Lei Xie, Ke Li, Xing Sun, and Long Ma. 2024b. [Freeze-omni: A smart and low latency speech-to-speech dialogue model with frozen llm](#). *Preprint*, arXiv:2411.00774.
- Zhifei Xie and Changqiao Wu. 2024. [Mini-omni: Language models can hear, talk while thinking in streaming](#). *Preprint*, arXiv:2408.16725.
- Aohan Zeng, Zhengxiao Du, Mingdao Liu, Kedong Wang, Shengmin Jiang, Lei Zhao, Yuxiao Dong, and Jie Tang. 2024. [Glm-4-voice: Towards intelligent and human-like end-to-end spoken chatbot](#). *Preprint*, arXiv:2412.02612.
- Jun Zhan, Junqi Dai, Jiasheng Ye, Yunhua Zhou, Dong Zhang, Zhigeng Liu, Xin Zhang, Ruibin Yuan, Ge Zhang, Linyang Li, Hang Yan, Jie Fu, Tao Gui, Tianxiang Sun, Yu-Gang Jiang, and Xipeng Qiu. 2025. [Anygpt: Unified multimodal llm with discrete sequence modeling](#). *Preprint*, arXiv:2402.12226.

Dong Zhang, Shimin Li, Xin Zhang, Jun Zhan, Pengyu Wang, Yaqian Zhou, and Xipeng Qiu. 2023. [Speechgpt: Empowering large language models with intrinsic cross-modal conversational abilities](#). *Preprint*, arXiv:2305.11000.

Ming Zhong, Yang Liu, Da Yin, Yuning Mao, Yizhu Jiao, Pengfei Liu, Chenguang Zhu, Heng Ji, and Jiawei Han. 2022. [Towards a unified multi-dimensional evaluator for text generation](#). *Preprint*, arXiv:2210.07197.

6 Appendix

A Datasets

A.1 SpeakBench Dataset

The SpeakBench dataset (Manakul et al., 2025) originally contains $N = 508$ examples. Each example is a tuple (P, A, B) where P is a user prompt, A is response candidate A, and B is response candidate B. Each example also has a human label indicating either a winner or an untyped tie, i.e., one of $\{A, B, \text{tie}\}$. We filter out examples that were used for few-shot prompting in the original paper, leaving $N = 497$ examples.

A.2 S2S-Arena Dataset

The S2S-Arena dataset (Jiang et al., 2025) originally contains $N = 457$ examples. We restrict ourselves to the English subset, which contains $N = 314$ examples. Each example is a tuple (P, A, B) where P is a user prompt, A is response candidate A, and B is response candidate B. Each example has a human label indicating a winner, i.e., either A or B .

B HCoT Re-Annotation

Annotation process. We annotate both the SpeakBench and S2S-Arena dataset using our proposed HCoT annotation protocol. Specifically, we introduce dimension-wise annotations along Content, Voice Quality, and Paralinguistics, followed by an overall rating. The overall and dimension-wise labels either declare a winner among the two response candidates, or they indicate both responses are good, or both responses are bad (typed ties). Two annotators, both native English speakers, independently annotated one of the two full datasets following these guidelines. The instructions provided to the annotators are the same as the instructions provided to the judge models (Tab. 7), and the annotation results are summarized in Tab. 6.

Annotators. The two annotators are students who are native English speakers. Recruitment was informal, and as student workers they were compensated for annotating via the same standard stipend process as all other student labor. Both annotators were made aware of how their ratings would be used and consented to their use in this work and their public release.

C Structured JSON Feature Vector

C.1 JSON Schema

Stage 1 of our proposed TRACE evaluator builds a JSON feature vector for each audio response. The schema of the JSON is shown in Fig. 7.

C.2 Features & Model Specifications

The JSON used to represent each audio response contains several fields derived from both open-source models and basic audio processing libraries. The features and their sources are described below:

agent_response: A transcription of the audio response generated by the openai/whisper-large-v3 model (Hugging Face).

agent_emotion: A vector of emotion scores computed from the iic/emotion2vec_plus_large model (Hugging Face).

agent_accent: A vector of accent cosine similarity scores from the Jzuluaga/accent-id-commonaccent_ecapa model (Hugging Face).

agent_audio_quality: A set of audio quality scores generated by DNSMOS and P.808-based models from Reddy et al. (2021). It includes:

- *DNSMOS_Personalized_Signal_Quality*: Signal quality from DNSMOS (1–5).
- *DNSMOS_Personalized_Background_Quality*: Background noise quality from DNSMOS (1–5).
- *DNSMOS_Personalized_Overall_Quality*: Overall naturalness and audio quality from DNSMOS (1–5).
- *P808_Overall_Quality*: Overall audio quality following ITU-T P.808 recommendation (1–5).

agent_audio_properties: Low-level acoustic properties of the audio response extracted using signal processing or audio analysis tools:

- *Mean_Pitch_Hz*, *Std_Dev_Pitch_Hz*, *Full_Pitch_Contour_Hz*: Pitch statistics and contour.
- *Integrated_Loudness_LUFS*, *Std_Dev_Loudness_LUFS*, *Full_Loudness_Contour_LUFS*: Loudness statistics and contour.

Dataset	Label	Both Bad	Winner	Both Good
SPEAKBENCH	Content	86	293	118
	Voice Quality	71	282	144
	Paralinguistics	383	99	15
	Overall	85	366	46
S2S-ARENA	Content	80	161	73
	Voice Quality	14	138	162
	Paralinguistics	173	91	50
	Overall	181	113	20

Table 6: **HCoT Annotation Counts.** High prevalence of Paralinguistics *both-bad* in S2S-ARENA motivates typed ties and the acceptability cap.

- *Speech_Rate_WPM*, *Articulation_Rate_WPM*: Speech rate in words per minute, including and excluding pauses.

These features are readily computed using basic Python libraries (e.g., `librosa`, `aubio`, and `pyloudnorm`). They provide a structured representation of both the content and acoustic quality of each agent response, allowing for detailed evaluation along multiple dimensions. We provide an example of the generated JSON file in Fig. 8.

```

1 {
2   "agent_response": "a transcription of the response",
3   "agent_emotion": "a vector of emotion scores for the agent's response from the
4     emotion2vec model",
5   "agent_accent": "a vector of cosine similarity scores for the agent's accent",
6   "agent_audio_quality": {
7     "DNSMOS_Personalized_Signal_Quality": "signal quality score from DNSMOS
8       model (1-5, higher is better)",
9     "DNSMOS_Personalized_Background_Quality": "background noise quality score
10       from DNSMOS model (1-5, higher is better)",
11     "DNSMOS_Personalized_Overall_Quality": "overall naturalness and audio
12       quality score from DNSMOS model (1-5, higher is better)",
13     "P808_Overall_Quality": "overall naturalness and audio quality score from P
14       .808 recommendation standard (1-5, higher is better)"
15   },
16   "agent_audio_properties": {
17     "Mean_Pitch_Hz": "mean pitch (fundamental frequency) of agent response",
18     "Std_Dev_Pitch_Hz": "standard deviation in pitch",
19     "Full_Pitch_Contour_Hz": "full pitch contour",
20     "Integrated_Loudness_LUFS": "average loudness of the agent response measured
21       in LUFS",
22     "Std_Dev_Loudness_LUFS": "standard deviation in loudness",
23     "Full_Loudness_Contour_LUFS": "full loudness contour",
24     "Speech_Rate_WPM": "speech rate in words per minute",
25     "Articulation_Rate_WPM": "speech rate in words per minute excluding pauses
26       and gaps in speech"
27   }
28 }

```

Figure 7: JSON schema for audio responses.

```

1 {
2   "agent_response": " Okay, I will do that for you. The sentence is, madam, in
   Eden, I'm Adam. Now in reverse order it is, Adam, I'm in Eden, madam.",
3   "agent_emotion": {
4     "angry": 0.0,
5     "disgusted": 0.0,
6     "fearful": 0.0,
7     "happy": 0.0,
8     "neutral": 1.0,
9     "other": 0.0,
10    "sad": 0.0,
11    "surprised": 0.0,
12    "unknown": 0.0
13  },
14  "agent_accent": {
15    "england": 0.264,
16    "us": 0.691,
17    "canada": 0.427,
18    "australia": 0.313,
19    "indian": 0.194,
20    "scotland": 0.158,
21    "ireland": 0.083,
22    "african": 0.164,
23    "malaysia": 0.243,
24    "newzealand": 0.215,
25    "southatlantictic": 0.223,
26    "bermuda": 0.152,
27    "philippines": 0.126,
28    "hongkong": 0.256,
29    "wales": 0.182,
30    "singapore": 0.127
31  },
32  "agent_audio_quality": {
33    "DNMOS_Personalized_Signal_Quality": "4.48 / 5.00",
34    "DNMOS_Personalized_Background_Quality": "4.70 / 5.00",
35    "DNMOS_Personalized_Overall_Quality": "4.31 / 5.00",
36    "P808_Overall_Quality": "4.20 / 5.00"
37  },
38  "agent_audio_properties": {
39    "Mean_Pitch_Hz": 139.38,
40    "Std_Dev_Pitch_Hz": 25.25,
41    "Full_Pitch_Contour_Hz": [
42      119.94, 130.23, 148.61, 124.17, 91.05, 123.88, 120.5, 131.58, 112.35,
43      131.03,
44      145.38, 144.2, 185.4, 170.45, 161.96, 161.18, 153.16, 154.28, 174.33,
45      101.06
46    ],
47    "Integrated_Loudness_LUFS": -18.78,
48    "Std_Dev_Loudness_LUFS": 4.2,
49    "Full_Loudness_Contour_LUFS": [
50      -23.45, -20.35, -23.09, -28.69, -20.6, -23.38, -18.99, -27.6, -21.36,
51      -26.42,
52      -21.84, -25.28, -16.23, -17.19, -23.11, -10.25, -22.71, -18.09, -18.8,
53      -25.16
54    ],
55    "Speech_Rate_WPM": 169.57,
56    "Articulation_Rate_WPM": 206.35
57  }
58 }

```

Figure 8: Example of a JSON feature vector generated for a voice assistant response (SPEAKBENCH).

D Prompts

Stage 2 of our proposed TRACE evaluator provides the JSON feature vector for each candidate response along with the user prompt to an LLM. The LLM is prompted to generate dimension-wise labels only. We also replicate this setup with a transcript-only LLM baseline and an Audio LLM Judge. The results of these experiments appear in Tab. 3 and Tab. 5. The prompts used for these experiments are shown in Tab. 7 and Tab. 8.

We also show in Tab. 1 that a transcript-only LLM judge matches or beats an Audio LLM Judge on SpeakBench and S2S-Arena using the original dataset labels. The prompts used for this experiment are provided in Tab. 9.

Prompt Type	Prompt
System Prompt (Shared)	<p>You are an evaluator of audio outputs produced by different audio-capable large language models. Your task is to compare two audio responses (Audio 1 and Audio 2) generated according to a user’s instruction. Evaluate based on these criteria:</p> <ol style="list-style-type: none"> Content <ul style="list-style-type: none"> - Does the content fulfill the user’s request accurately? - Did the content of the response appropriately address the user’s instruction? Voice Quality <ul style="list-style-type: none"> - How good is the voice quality of the response? - Does it sound natural/human, does it mispronounce words, does it have pops or echoes? Instruction Following Audio: <ul style="list-style-type: none"> - Does the response correctly perceive emotion from user’s tone of voice, does it correctly express emotion through tone of voice, does it correctly follow paralinguistic instructions? - This includes both implicit audio instruction like emotional intelligence and explicit audio instruction following. <p>Avoid position bias and don’t let response length influence your evaluation. After your analysis, output valid JSON with exactly 4 keys:</p> <ul style="list-style-type: none"> - “reasoning”: your explanation of the comparison along each dimension - “content”: your rating for content dimension. a string value ‘1’ if the first audio is better, ‘2’ if the second audio is better, ‘both_bad’ if they are equally bad, or ‘both_good’ if they are equally good - “voice_quality”: your rating for voice quality dimension. a string value ‘1’ if the first audio is better, ‘2’ if the second audio is better, ‘both_bad’ if they are equally bad, or ‘both_good’ if they are equally good - “instruction_following_audio”: your rating for instruction following audio dimension. a string value ‘1’ if the first audio is better, ‘2’ if the second audio is better, ‘both_bad’ if they are equally bad, or ‘both_good’ if they are equally good <p>You should only pick a winner along each dimension if there is a clear and obvious difference between the quality of the two responses. If it comes down to minor details, then you should opt for using ‘both_bad’ or ‘both_good’ instead.</p>

Table 7: Shared System Prompt Across All Judges Used for Judge Comparison on HCot Labels (Tab. 3) and Backbone Ablation (Tab. 5)

Prompt Type	Prompt
User Prompt - Audio Judge	<p>Here is the instruction for this test: {instruction.wav} Here is the first audio clip: {audio_a.wav} Here is the second audio clip: {audio_b.wav} Respond ONLY in text and output valid JSON with keys “reasoning”, “content”, “voice_quality”, and “instruction_following_audio”:</p>
User Prompt - LLM Judge	<p>The responses audios (Audio 1 and Audio 2) will be given to you as text transcripts of the response. Since you are only given the transcripts, it is okay to make your best guess at rating along each dimension since all of the information needed may not be available. Here is the user’s input prompt: {user_prompt} Here is Audio 1 text transcript: {model_a_transcript} Here is Audio 2 text transcript: {model_b_transcript} Respond ONLY in text and output valid JSON with keys “reasoning”, “content”, “voice_quality”, and “instruction_following_audio”:</p>
User Prompt - TRACE	<p>The responses audios (Audio 1 and Audio 2) will be given to you as JSON objects with the following information: { “agent_response”: a transcription of the response, “agent_emotion”: a vector of emotion scores for the agent’s response from the emotion2vec model, “agent_accent”: a vector of cosine similarity scores for the agent’s accent, “agent_audio_quality”: { “DNSMOS_Personalized_Signal_Quality”: signal quality score from DNSMOS model (1-5, higher is better), “DNSMOS_Personalized_Background_Quality”: background noise quality score from DNSMOS model (1-5, higher is better), “DNSMOS_Personalized_Overall_Quality”: overall naturalness and audio quality score from DNSMOS model (1-5, higher is better), “P808_Overall_Quality”: overall naturalness and audio quality score from P.808 recommendation standard (1-5, higher is better) }, “agent_audio_properties”: { “Mean_Pitch_Hz”: mean pitch (fundamental frequency) of agent response, “Std_Dev_Pitch_Hz”: standard deviation in pitch, “Full_Pitch_Contour_Hz”: full pitch contour, “Integrated_Loudness_LUFS”: average loudness of the agent response measured in LUFS, “Std_Dev_Loudness_LUFS”: standard deviation in loudness, “Full_Loudness_Contour_LUFS”: full loudness contour, “Speech_Rate_WPM”: speech rate in words per minute, “Articulation_Rate_WPM”: speech rate in words per minute excluding pauses and gaps in speech } } Here is the user’s input prompt: {user_prompt} Here is Audio 1 response JSON: {audio_a.json} Here is Audio 2 response JSON: {audio_b.json} Respond ONLY in text and output valid JSON with keys “reasoning”, “content”, “voice_quality”, and “instruction_following_audio”:</p>

Table 8: User Prompts for Judge Comparison on HCoT Labels (Tab. 3) and Backbone Ablation (Tab. 5)

Prompt Type	Prompt
System Prompt - Audio Judge	<p>You are an evaluator of audio outputs produced by different audio-capable large language models. Your task is to compare two audio responses (Audio 1 and Audio 2) generated according to a user’s instruction. Evaluate based on these criteria: 1. Semantics: Does the content fulfill the user’s request accurately? 2. Paralinguistics: How well does the speech match requested tone, emotion, style, pacing, and expressiveness?</p> <p>Important: Do not favor verbalized descriptions of tone over actual tonal expression. A response that says "I am speaking excitedly" but sounds flat should rank lower than one that genuinely sounds excited.</p> <p>Follow this process: 1. Analyze the key characteristics requested in the user’s instruction 2. Evaluate how well Audio 1 performs on these characteristics 3. Evaluate how well Audio 2 performs on these characteristics 4. Compare their strengths and weaknesses 5. Decide which is better overall</p> <p>Avoid position bias and don’t let response length influence your evaluation. After your analysis, output valid JSON with exactly two keys: 'reasoning' (your explanation of the comparison) and 'label' (a string value: '1' if the first audio is better, '2' if the second audio is better, or 'tie' if they are equally good/bad. Please use "tie" sparingly, and only when you absolutely cannot choose the winner.)</p>
User Prompt - Audio Judge	<p>Here is the instruction for this test: {instruction.wav}</p> <p>Here is the first audio clip: {audio_a.wav}</p> <p>Here is the second audio clip: {audio_b.wav}</p> <p>Please analyze which of the two recordings follows the instruction better, or tie. Respond ONLY in text and output valid JSON with keys 'reasoning' and 'label' (string, '1', '2' or 'tie').</p>
User Prompt - LLM Judge	<p>You are an evaluator of audio outputs produced by different audio-capable large language models. Your task is to compare two audio responses (Audio 1 and Audio 2) generated according to a user’s instruction. Evaluate based on these criteria: 1. Semantics: Does the content fulfill the user’s request accurately? Did the content of the response appropriately address the user’s instruction? 2. Holistic: How good is the audio response on a holistic user experience level?</p> <p>Avoid position bias and don’t let response length influence your evaluation. After your analysis, output valid JSON with exactly two keys: 'reasoning' (your explanation of the comparison) and 'label' (a string value: '1' if the first audio is better, '2' if the second audio is better, or 'tie' if they are equally good/bad.)</p> <p>The responses audios (Audio 1 and Audio 2) will be given to you as text transcripts of the response.</p> <p>Here is the user’s input prompt: {user_prompt}</p> <p>Here is Audio 1 text transcript: {model_a_transcript}</p> <p>Here is Audio 2 text transcript: {model_b_transcript}</p> <p>Respond ONLY in text and output valid JSON with keys 'reasoning' and 'label' (string, '1', '2' or 'tie').</p>

Table 9: Prompts used for Audio Judge and LLM Judge on original SPEAKBENCH and S2S-ARENA labels (Tab. 1).

E Deterministic Fusion

E.1 Fusion for SPEAKBENCH (content-first, typed ties)

We use the decision tree shown in Alg. 1 to fuse the dimension-wise predictions from each judge model to an overall prediction on SpeakBench. The motivation for the decision tree logic (summarized in Tab. 10) is to reflect the original intent of the SpeakBench dataset annotations.

E.2 Fusion for S2S-ARENA (acceptability cap, typed ties)

Motivation for the acceptability cap. In our S2S-ARENA slice, Paralinguistics is labeled *both-bad* in 55% of pairs (on $N=314$), so forced-winner protocols would fabricate superiority; capping overall by C/P acceptability prevents this artifact. The fusion algorithm is provided in Alg. 2.

E.3 Comparison to Majority Voting Fusion

Previous work similar to ours (Manakul et al., 2025) introduces a multi-aspect Audio LLM Judge which fuses dimension-wise predictions through a majority vote. We compare this method to our tree-based fusion approach in Tab. 11 and confirm that our tree-based fusion approach unanimously improves overall label accuracy by incorporating dataset intent and policy-aware decision logic.

F Sensitivity analysis details

Procedures. We implement three diagnostics to characterize evaluation sensitivity: (1) **Content-controlled counterfactual:** force Content=both_good and record whether P or VQ determines the overall label. (2) **One-at-a-time ablations:** replace each dimension by both_good and measure the fraction of rows where the fused overall changes. (3) **Correctness-aware and policy metrics:** compute winner-slice accuracy, winner-on-bad rate, and P/VQ decision accuracies under these perturbations. All experiments reuse the same fusion functions as the main evaluation: SPEAKBENCH uses the Content \rightarrow P \rightarrow VQ tree; S2S-ARENA applies a strict acceptability cap overall $\preceq \min(\text{Content}, P)$ and, for diagnostic purposes, a lenient “acceptable” cap that permits winners whenever both cues are not both_bad.

Implementation. For each judge we compute the base fused overall label and the counterfactuals defined above. P/VQ decision accuracy is measured

Algorithm 1 SpeakBench Fusion

Require: $\Delta_C, \Delta_{VQ}, \Delta_P \in \{1, 2, \text{both-good}, \text{both-bad}\}$

```

1: if  $\Delta_C \in \{1, 2\}$  then
2:   return  $\hat{Y} \leftarrow \Delta_C$ 
3: end if
4: if  $\Delta_C = \text{both-good}$  then
5:   if  $\Delta_P \in \{1, 2\}$  then
6:     return  $\hat{Y} \leftarrow \Delta_P$ 
7:   end if
8:   if  $\Delta_{VQ} \in \{1, 2\}$  then
9:     return  $\hat{Y} \leftarrow \Delta_{VQ}$ 
10:  end if
11:  return  $\hat{Y} \leftarrow \text{both-good}$ 
12: end if
13: if  $\Delta_C = \text{both-bad}$  then
14:   if  $\Delta_P \in \{1, 2\}$  then
15:     return  $\hat{Y} \leftarrow \Delta_P$ 
16:   end if
17:   if  $\Delta_{VQ} \in \{1, 2\}$  then
18:     return  $\hat{Y} \leftarrow \Delta_{VQ}$ 
19:   end if
20:   return  $\hat{Y} \leftarrow \text{both-bad}$ 
21: end if
```

against the ground truth HCoT label whenever a dimension produces a winner in the forced-content counterfactual. Flip rates report the percentage of examples whose overall label changes after ablation. The same procedure is applied across both datasets.

Dataset	Intent/Priority	One-line Fusion Rule
SPEAKBENCH	Delivery \rightarrow Content	Content decides; P/VQ break ties
S2S-ARENA	Instruction-following \rightarrow P	Cap: if C or P is both-bad \Rightarrow overall both-bad

Table 10: **Policy-prior summary.** Deterministic, monotone fusion with dataset-specific prior.

Algorithm 2 S2S-Arena Fusion

Require: $\Delta_C, \Delta_{VQ}, \Delta_P \in \{1, 2, \text{both-good}, \text{both-bad}\}$

- 1: $\Delta_{\text{cap}} \leftarrow \text{RatingMin}(\Delta_C, \Delta_P)$
- 2: **if** $\Delta_C \in \{1, 2\}$ **then**
- 3: **return** $\hat{Y} \leftarrow \text{RatingMin}(\Delta_C, \Delta_{\text{cap}})$
- 4: **end if**
- 5: **if** $\Delta_P \in \{1, 2\}$ **then**
- 6: **return** $\hat{Y} \leftarrow \text{RatingMin}(\Delta_P, \Delta_{\text{cap}})$
- 7: **end if**
- 8: **if** $\Delta_{VQ} \in \{1, 2\}$ **then**
- 9: **return** $\hat{Y} \leftarrow \text{RatingMin}(\Delta_{VQ}, \Delta_{\text{cap}})$
- 10: **end if**
- 11: **return** $\hat{Y} \leftarrow \text{RatingMin}(\Delta_C, \Delta_{\text{cap}})$

Dataset	Judge	Overall
SPEAKBENCH	Audio Judge (voting)	58.0 (53.4–62.3)
	Audio Judge (tree)	61.1 (56.7–65.4)
	LLM Judge (voting)	61.2 (56.5–65.5)
	LLM Judge (tree)	62.7 (58.2–67.0)
	TRACE (voting)	66.5 (62.1–70.6)
	TRACE (tree)	68.6 (64.3–72.7)
S2S-ARENA	Audio Judge (voting)	37.1 (32.3–41.9)
	Audio Judge (tree)	47.5 (42.4–52.7)
	LLM Judge (voting)	34.4 (29.3–39.8)
	LLM Judge (tree)	45.9 (40.4–51.3)
	TRACE (voting)	40.4 (35.0–45.9)
	TRACE (tree)	57.0 (51.6–62.4)

Table 11: **Majority Vote Fusion vs. Tree-Based Fusion.** Tree-based fusion consistently improves overall accuracy across judges and datasets by incorporating policy-aware decision logic.

G Cost Analysis

We report the total cost of TRACE using GPT-4o on SPEAKBENCH in Tab. 4 of the main text. We provide the full cost breakdown here in Tab. 13. We note that the main cost of Audio Judge is induced by the raw audio input tokens, whereas our method avoids this cost while still capturing speech cues by using textual blueprints of audio signals. Generating these textual blueprints can be done with inexpensive off-the-shelf classifiers and only occurs a small additional GPU cost. Notably, TRACE is $\sim 3\times$ cheaper than Audio Judge while achieving better performance.

Algorithm 3 RatingMin operator

Require: $\Delta_A, \Delta_B \in \{1, 2, \text{both-good}, \text{both-bad}\}$

- 1: $\pi_A \leftarrow \begin{cases} (1, 0) & \text{if } \Delta_A = 1 \\ (0, 1) & \text{if } \Delta_A = 2 \\ (1, 1) & \text{if } \Delta_A = \text{both-good} \\ (0, 0) & \text{if } \Delta_A = \text{both-bad} \end{cases}$
- 2: $\pi_B \leftarrow \begin{cases} (1, 0) & \text{if } \Delta_B = 1 \\ (0, 1) & \text{if } \Delta_B = 2 \\ (1, 1) & \text{if } \Delta_B = \text{both-good} \\ (0, 0) & \text{if } \Delta_B = \text{both-bad} \end{cases}$
- 3: $\pi_C \leftarrow \min(\pi_A, \pi_B) \triangleright \text{elementwise min}$
- 4: **return** $\Delta_C \leftarrow \begin{cases} 1 & \text{if } \pi_C = (1, 0) \\ 2 & \text{if } \pi_C = (0, 1) \\ \text{both-good} & \text{if } \pi_C = (1, 1) \\ \text{both-bad} & \text{if } \pi_C = (0, 0) \end{cases}$

H Feature Ablation

We ablate each of the audio feature groups in TRACE (Tab. 12) to assess their impact. We find that removing any of the audio features generally degrades performance on Voice Quality or Paralinguistics for at least one of the two benchmarks, motivating their inclusion in the framework. We also note that some variation in performance ($\pm 3\%$) is likely due to the stochastic output of Gemini 2.5 Flash and should not be over-interpreted.

I Visual Judge Comparison

We include a visual (confusion matrix) comparing judge performance against our HCoT overall labels in Fig. 9. TRACE achieves the highest recall on both datasets and the highest precision on SPEAKBENCH, indicating stronger alignment with the HCoT annotations.

Dataset	Judge	Content	Voice Quality	Paralinguistics	Overall
SPEAKBENCH	Random Guess	25.0	25.0	25.0	25.0
	TRACE	63.2	50.4	39.6	68.6 (64.3–72.7)
	<i>w/o emotion classifier</i>	65.6	50.5	46.2	70.0 (65.8–74.1)
	<i>w/o accent classifier</i>	66.3	51.9	38.9	69.2 (65.0–73.3)
	<i>w/o audio quality</i>	64.0	40.2	42.4	67.5 (63.4–71.6)
	<i>w/o audio properties</i>	64.2	48.9	38.9	67.1 (62.9–71.2)
S2S-ARENA	Random Guess	25.0	25.0	25.0	25.0
	TRACE	58.0	51.6	48.1	57.0 (51.6–62.4)
	<i>w/o emotion classifier</i>	56.4	49.4	32.8	42.4 (36.9–48.1)
	<i>w/o accent classifier</i>	57.6	50.6	46.5	58.6 (53.2–64.0)
	<i>w/o audio quality</i>	58.3	47.5	50.6	60.2 (54.8–65.6)
	<i>w/o audio properties</i>	55.4	52.5	49.7	59.9 (54.5–65.3)

Table 12: **TRACE Feature Ablation.** Removing individual audio feature groups generally degrades performance on either Voice Quality or Paralinguistics, although some variation in performance ($\pm 3\%$) is likely due to the stochastic output of Gemini 2.5 Flash.

Cost Category	Audio Judge	LLM Judge	TRACE
Local GPU			
Inference time (hrs)	0.000	0.634	1.050
Rate (\$/hr)	0.404	0.404	0.404
Cost (\$)	0.000	0.256	0.424
API			
Text Input (\$)	0.613	1.281	2.833
Audio Input (\$)	10.952	0.000	0.000
Text Output (\$)	0.967	1.226	0.901
Cost (\$)	12.532	2.507	3.734
Total Cost (\$)	12.532	2.763	4.158

Table 13: **Detailed Cost analysis on SPEAKBENCH.** Total cost of running the evaluation using GPT-4o as the judge backbone. Local GPU inference was performed on a single RTX A6000 (48GB), with rental rates estimated from Vast.ai. TRACE is $\sim 3\times$ cheaper than Audio Judge while achieving better performance.

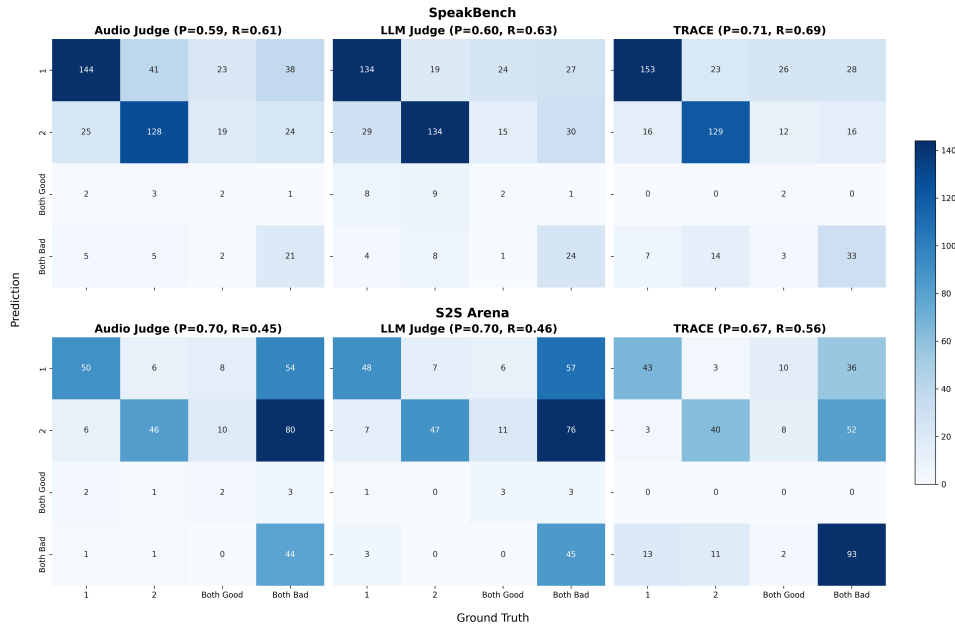


Figure 9: **Confusion Matrix Comparison.** Fused overall labels predicted by the Audio Judge, LLM Judge, and TRACE against our HCoT overall labels. The underlying model is Gemini 2.5 Flash. “P” and “R” in the plot titles denote precision and recall weighted by class frequency. TRACE achieves the highest recall on both datasets and the highest precision on SPEAKBENCH, indicating stronger alignment with human HCoT annotations.