

ButterflyMoE: Sub-Linear Ternary Experts via Structured Butterfly Orbits

Aryan Karmore

Indian Institute of Information Technology, Nagpur

bt24csd009@iiitn.ac.in

Abstract

Linear memory scaling stores N independent expert weight matrices requiring $\mathcal{O}(N \cdot d^2)$ memory, which exceeds edge devices memory budget. Current compression methods like quantization, pruning and low-rank factorization reduce constant factors but leave the scaling bottleneck unresolved. We introduce ButterflyMoE, a method that treats experts not as independent weight matrices but as geometric reorientations of a unified shared quantized substrate. Diversity among experts arises from viewing different angles of shared capacity, not from redundant storage. By applying learned rotations to a shared ternary prototype, each expert yields $\mathcal{O}(d^2 + N \cdot d \log d)$ memory—sub-linear in the number of experts. The key insight: training these rotations with quantization reduces activation outliers and stabilizes extreme low bit training, where static methods collapse. Across language modeling benchmarks, ButterflyMoE achieves $150\times$ memory reduction at 256 experts with negligible accuracy loss. This allows 64 experts to fit on 4GB devices compared to standard MoE’s 8 experts, showing geometric parametrization breaks linear scaling.

1 Introduction

A (Mixture of Expert) MoE layer with 64 experts having dimension $d = 512$ requires 256 MB of memory, exceeding edge device limits. This is the result of an architectural assumption that each expert requires separate parameters.

Current compression methods retain linear memory scaling. Quantization (QMoE[9], MoQE[15]) reduces bit-width and achieves $4\text{--}5\times$ compression but retains $\mathcal{O}(N \cdot d^2)$ memory growth. Even 2-bit quantization requires 128 MB per layer at 256 experts. The structural question of whether N experts need $\mathcal{O}(N)$ separate parameter sets is not addressed.

In light of recent research on linear model connection, we propose that rather than being stored separately, experts can be formed from a shared prototype through straightforward transformations. This arrangement introduces sub-linear memory scaling.

ButterflyMoE parameterizes N experts as learned rotations of a single ternary-quantized substrate. Each expert W_i is defined as:

$$W_i = \mathcal{B}(\phi_i) \cdot W_{\text{base}} \cdot \mathcal{B}(\theta_i)^T,$$

where $W_{\text{base}} \in \{-1, 0, +1\}^{d \times d}$ is a shared 1.58-bit weight matrix and $\mathcal{B}(\phi_i), \mathcal{B}(\theta_i)$ are expert-specific Butterfly matrices with $\mathcal{O}(d \log d)$ parameters. Experts are never explicitly materialized. Inference proceeds by applying a rotation and a ternary matrix multiply. This yields $\mathcal{O}(d^2 + N \cdot d \log d)$ memory.

This structural change has three benefits: (i) Memory compression improves with expert count achieving a $150\times$ compression at 256 experts, (ii) Per-expert input rotations suppress activation outliers, (iii) A ternary substrate with rotations reduce quantization error by 97% relative to post-training quantization.

ButterflyMoE equals dense accuracy on multi-domain language modeling while enabling deployments that were previously unattainable. On a Jetson Nano, the 64 expert model uses 1.9 MB of memory, compared to 256 MB for the baseline, and trains stably without recovery stages.

Contributions

- We introduce ButterflyMoE, combining ternary quantization with learned Butterfly rotations to achieve $\mathcal{O}(d^2 + N \cdot d \log d)$ memory complexity.
- We demonstrate $150\times$ compression at 256 experts with competitive accuracy, enabling massively parallel edge deployment and up to 99.5% memory bandwidth energy reduction under standard DRAM energy models.

2 Literature Review

Mixture of Experts (MoE) models face a memory bottleneck during edge deployment. In standard MoE architectures, the memory usage grows linearly with the number of experts. A model with 64 experts and $d = 512$ must store 64 independent 512×512 weight matrices requiring 256 MB, exceeding the capacity of devices like Jetson Nano. Prior Work is organized across three axes:

- Memory Compression Techniques
- Quantization Aware Training
- Structured Parameterization

None of the current methods achieves sub-linear memory scaling in the number of experts while maintaining competitive accuracy.

2.1 MoE Memory Compression

Existing compression methods remain limited due to linear expert scaling. Recent work has explored the following approaches:

- Basic decomposition methods represent experts as linear combinations of shared basis. MoBE [4] decomposes N experts into K basis matrices, yielding $\mathcal{O}(K \cdot d^2 + N \cdot K)$ memory which is a 24–30% reduction. However, this remains linear in N when K scales with expert count. Low rank factorization approaches [18] achieve $2\times$ compression but cannot scale beyond 128 experts on edge constrained devices.
- Expert Pruning and merging: PuzzleMoE [19] merges redundant experts and applies 3-bit quantization, achieving 50% sparsity and a $2\times$ with a tradeoff in accuracy. Expert trimming [11] drops underutilized experts retaining 77% memory but trading efficiency.

These approaches share a common structural limitation: expert identity is considered irreducible, which necessitates the explicit materialisation of each weight matrix.

2.2 Quantization for Model Compression

Low-bit quantization is a primary compression strategy for large language models. QMoE [9] achieves sub-1 bit compression through aggressive quantization yielding a $10\text{--}20\times$ memory reduction with a $\leq 2\%$ accuracy loss. MoQE [15] applies 2-bit weight-only quantization to MoE models, achieving a $5.0\times$ compression ratio while surpassing dense baselines in accuracy. Mixture Compressor [14] employs mixed-precision quantization with an average of 2.54 bits, reducing model size to 76.6% of its original size. However, quantization alone cannot break linear scaling. At 2 bits per weight, a 64-expert MoE still requires $\frac{N \cdot d^2}{16}$ —e.g., 52 MB for $d = 512$. Scaling to 256 experts requires 208 MB. Quantization reduces the constant factor but preserves $\mathcal{O}(N \cdot d^2)$ complexity.

Another limitation arises from outlier handling, activation distributions in transformers exhibit outliers, 10–100x times larger than the median [17]. QuaRot [2] applies a single global Hadamard rotation to suppress outliers before quantization. These methods assume outlier distributions remain stable during training, an assumption violated by channel drift during fine tuning. Moreover, global experts cannot capture per-expert specialization, the average case performance is optimized across all experts.

2.3 Structured Parameterizations

Butterfly Matrices [7] parameterize orthogonal transformations with $\mathcal{O}(d \log d)$ parameters by using block-diagonal Givens rotations, enabling fast $\mathcal{O}(d \log d)$ matrix-vector products.

To the best of our knowledge, butterfly-structured matrices have not previously been used to parameterize expert identity

in MoE architectures. Prior work uses them as drop-in substitutes for dense layers but does not tackle the problem of expert parameterization. LoRA [13] adds low-rank updates ΔW_i to a frozen backbone, achieving $\mathcal{O}(d^2 + N \cdot d \cdot r)$ complexity, however this is additive adaptation, and not a fundamental reparameterization of expert capacity. The miss-

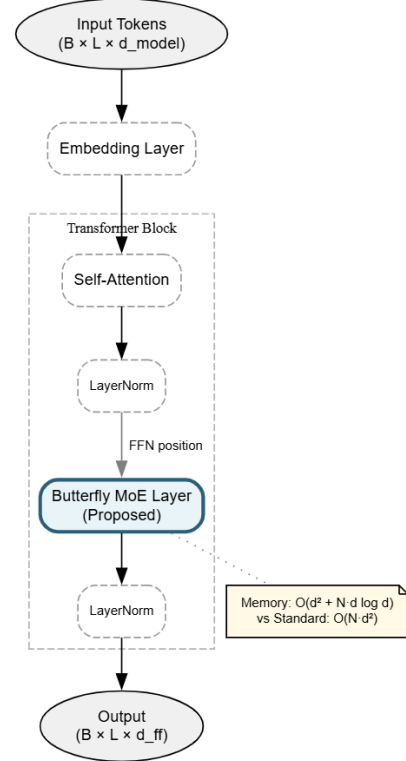


Figure 1: The proposed Butterfly MoE layer replaces the standard FFN within a Transformer block

ing primitive: a parameterization that represents N experts as group-theoretic variations of a shared substrate, breaking the assumption that experts must be independently stored.

2.4 ButterflyMoE

ButterflyMoE introduces a structural insight that experts in MoE models can be parameterized as orbital variations of a single quantized prototype under learned transformations. ButterflyMoE replaces expert storage with a group-orbit parameterization. This eliminates the need to materialize expert weights entirely. Recent work on on linear mode connectivity [10, 1] shows that distinct neural networks trained on similar data reside on permutation invariant subspaces. This observation is extended to MoE architecture by parameterizing N independent matrices $\{W_i\}$ as:

$$W_i = \mathcal{B}(\phi_i) \cdot W_{\text{base}} \cdot \mathcal{B}(\theta_i)^T$$

where $W_{\text{base}} \in \{-1, 0, +1\}^{d \times d}$ is ternary-quantized (1.58 bits/weight) and $\mathcal{B}(\phi_i), \mathcal{B}(\theta_i)$ are expert-specific Butterfly matrices with $\mathcal{O}(\log d)$ parameters each.

This achieves three properties simultaneously:

- **Sub-linear memory scaling:** $\mathcal{O}(d^2 + N \cdot d \log d)$ versus $\mathcal{O}(N \cdot d^2)$
- **Dynamic outlier suppression:** Learned per-expert input rotations redistribute activation energy across dimensions during training, reducing quantization sensitivity.
- **Joint optimization:** The resulting parameterization naturally induces expert diversity while maintaining a shared quantization-friendly substrate

The result: $150\times$ compression at 256 experts compared to standard MoE, enabling deployment scenarios that are not feasible under prior methods given current memory constraints. Unlike quantization only approaches, our compression ratio improves as N increases.

3 Methodology

3.1 Problem Setup

The current setup targets language modelling on edge constrained devices which are memory constrained. Let $\mathcal{D} = \{(x^{(i)}, y^{(i)})\}_{i=1}^N$ denote a training corpus where $x^{(i)} \in \mathbb{Z}^L$ is an input sequence of L tokens from vocabulary \mathcal{V} with $|\mathcal{V}| = V$, and $y^{(i)}$ are target tokens.

A standard Mixture-of-Experts(MoE) layer consists of N_E independent expert networks. Let $g : \mathbb{R}^{d_{\text{model}}} \rightarrow \Delta^{N_E-1}$ be a gating network that routes inputs to the top- k experts. The MoE output is given by:

$$y = \sum_{i \in \text{TopK}(g(x))} g_i(x) \cdot W_i x$$

where W_i denotes the parameters of the i -th expert.

This leads to a memory problem as, on edge devices with a RAM budget M_{device} , the memory footprint of the Mixture of Experts (MoE) is:

$$M_{\text{MoE}} = N_E \cdot d_{\text{ff}} \cdot d_{\text{model}} \cdot b_{\text{precision}} \text{ bytes}$$

where $b_{\text{precision}} = 4$ bytes (FP32) or 2 bytes (FP16). For $N_E = 8$ experts with $d_{\text{model}} = 512$, this yields $M_{\text{MoE}} \approx 32$ MB (FP32), exceeding the available memory on resource-constrained devices like ESP32 (512 KB) or Jetson Nano (4 GB with OS overhead). The core objective is to find a parameterization that satisfies:

- Sub-linear memory scaling
- Expert diversity
- Accuracy preservation

3.2 Why Standard MoE fails on Edge Devices

Standard MoE assume experts are independently parameterized with each W_i stored explicitly. This results in linear memory scaling $\mathcal{O}(N_E \cdot d^2)$ which leads to two critical failures:

- **F1. Memory wall:** An 8-expert MoE with $d = 512$ occupies 32 MB in FP32. Scaling to 64 experts, is needed for fine-grained specialization across multi-lingual and multi-domain tasks. This requires 256 MB, which exceeds the capacity of most edge devices.
- **F2. Bandwidth bottleneck:** Even when the experts fit in DRAM, inference is dominated by memory bandwidth and energy costs due to repeated loading of N_E weight matrices from memory. Using a DRAM access energy of 6.4 pJ/bit [12], a 256 MB MoE consumes ~ 13 mJ per forward pass, unsuitable for battery powered devices.

3.3 Core Insight: Experts as Orbits of a Quantized Prototype

Recent studies on linear mode connectivity[10, 1] show that neural networks trained on similar data lie on low dimensional manifolds through group transformations such as permutations of neurons, feature space rotations or rescalings.

This technique is used as instead of storing N_E independent matrices $\{W_i\}$, they are represented as orbital variations of a single quantized prototype W_{base} under learnable orthogonal transformations. This is given in the mathematical formulation:

Mathematical Formulation

Define each expert as:

$$W_i = \mathcal{R}_i^{\text{out}} \cdot W_{\text{base}} \cdot (\mathcal{R}_i^{\text{in}})^T \quad (1)$$

where:

- $W_{\text{base}} \in \{-1, 0, +1\}^{d_{\text{ff}} \times d_{\text{model}}}$ is a ternary-quantized substrate (1.58 bits/weight).
- $\mathcal{R}_i^{\text{in}}, \mathcal{R}_i^{\text{out}} \in O(d)$ are expert-specific orthogonal rotations.

This works because of the following reasons:

- **Shared capacity:** W_{base} captures universal features such as syntax, basic semantics
- **Orbital diversity:** The rotations \mathcal{R}_i create different views of the shared parameter substrate, allowing each expert i to specialize by aligning W_{base} with domain-specific feature subspaces.
- **Quantization resilience:** Learned input rotations $\mathcal{R}_i^{\text{in}}$ suppress activation outliers.

Storing W_{base} requires $\mathcal{O}(d^2)$ bits (quantized), while rotations need only $\mathcal{O}(\log d)$ parameters when structured effectively using Butterfly matrices.

3.4 Method Overview

ButterflyMoE has three stages:

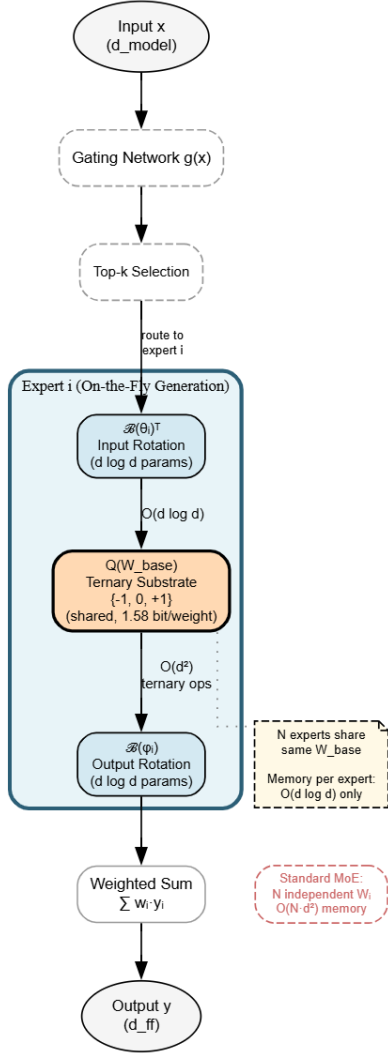


Figure 2: Top- k gating instantiates experts via lightweight rotations of a shared ternary base matrix \mathbf{W}_{base} achieving $\mathcal{O}(d \log d)$ parameters per expert and weighted sum aggregation.

Stage 1: Prototype Quantization

Training $\mathbf{W}_{\text{base}} \in \mathbb{R}^{d_{\text{ff}} \times d_{\text{model}}}$ and quantizing to ternary values $\{-1, 0, +1\}$ using Straight-Through Estimator (STE) gradients.

Stage 2: Orbital Expert Generation

Each expert i is parameterized by rotation variables θ_i and ϕ_i that define the butterfly matrices $\mathcal{B}(\theta_i)$ and $\mathcal{B}(\phi_i)$. During inference, experts are never materialized and the outputs are calculated via sequential rotations:

$$y_i = \mathcal{B}(\phi_i) (Q(\mathbf{W}_{\text{base}}) (\mathcal{B}(\theta_i)^T x)) \quad (2)$$

Stage 3: Gated Routing

A top- k gating network is used to select active experts for each token.

Architectural Components. ButterflyMoE does not introduce any new training new objectives or routing mechanisms beyond standard MoE. The main novelty lies in expert parameterization:

- Butterfly-structured rotations: $\mathcal{O}(d \log d)$ parameterization of orthogonal transformations via hierarchical Givens rotations, enabling efficient on-the-fly expert synthesis.
- Ternary quantization with learned alignment: Expert specific input rotations combined with 1.58 substrate dynamically suppress activation outliers.
- Joint end-to-end training : Optimization of \mathbf{W}_{base} , rotation parameters $\{\theta_i, \phi_i\}$, and gating network simultaneously by standard cross-entropy loss with load balancing.

The key insight is that, instead of treating experts as independent vectors, we treat them as geometric rotations of a shared substrate, through this parameter sharing is achieved without sacrificing representational diversity. The substrate stores what to compute while the rotations determine how to orient.

3.5 Parameterization via Butterfly Matrices

Orthogonal transformations $\mathcal{R} \in O(d)$ require $\mathcal{O}(d^2)$ parameters and therefore offer no savings in memory footprint. This can be solved using butterfly matrices [7] where rotations are parameterized with only $\mathcal{O}(d \log d)$ scalars through a recursive block diagonal decomposition This is defined below:

A Butterfly matrix $\mathcal{B}(\theta) \in \mathbb{R}^{d \times d}$ with $d = 2^m$ is:

$$\mathcal{B}(\theta) = \prod_{\ell=1}^m \mathcal{D}_{\ell}(\theta) \mathcal{P}_{\ell} \quad (3)$$

where:

- $\mathcal{D}_{\ell}(\theta)$ is block-diagonal with $2^{\ell} \times 2^{\ell}$ blocks, each applying a 2D Givens rotation:

$$\begin{bmatrix} \cos \alpha & -\sin \alpha \\ \sin \alpha & \cos \alpha \end{bmatrix} \quad (4)$$

- \mathcal{P}_{ℓ} is a fixed permutation (perfect shuffle).
- $\theta = \{\alpha_{\ell,j}\}_{\ell=1,\dots,m;j=1,\dots,d/2}$ are learnable angles.

Complexity

- **Storage:** $O(d \log d)$ parameters so for $d = 512$, $512 \log_2 512 = 4608$ angles.
- **Computation:** $O(d \log d)$ FLOPs per forward pass.
- **Expressivity:** Monarch matrices [6] shows that $O(\log d)$ butterfly layers approximate a broad class of orthogonal transformations, with vanishing error as depth increases.

For a more practical implementation $\log_2 d$ layers are used, each parameterized by $d/2$ Givens rotations $\alpha \in [-\pi, \pi]$ optimized by standard gradient based methods.

3.6 Quantized Substrate and Outlier Suppression

3.6.1 Ternary Quantization

W_{base} is quantized to $\{-1, 0, +1\}$ (1.58 bits per weight) via AbsMean scaling[16]:

$$Q(W) = \gamma \cdot \text{round}\left(\frac{W}{\gamma}\right), \quad \gamma = \frac{1}{d_{\text{ff}} \cdot d_{\text{model}}} \sum_{ij} |W_{ij}| \quad (5)$$

where $\text{round}(\cdot)$ clips to $\{-1, 0, +1\}$.

Straight-Through Estimator (STE)

During backpropagation, $\frac{\partial Q(W)}{\partial W} = I$ is approximated, enabling gradient propagation despite the non-differentiability of the rounding operation [3].

3.6.2 Rotations for Outlier Suppression?

Activation distributions in transformer architectures exhibit extreme outliers. These are values that are 10 to 100 \times larger than the median [17].

Approaches like clipping remove high magnitude values which destroys information. Another approach for outlier suppression is per channel scaling. Per channel scaling acts independently on each dimension and hence cannot distribute energy across dimensions[2].

Rotations would be ideal in this scenario as quantization error is basis dependent. Orthogonal transformations preserve representational capacity while rotating activations into quantization friendly bases.

Mechanism in ButterflyMoE

Each expert's input rotation $\mathcal{B}(\theta_i)$ is trained jointly with W_{base} to minimize quantization error for tokens routed to expert i . During training, gradients $\frac{\partial \mathcal{L}}{\partial \theta_i}$ learn to:

- Distribute high magnitude activations across dimensions.

- Align frequent activation patterns with low-error regions of the ternary grid.

This approach suppresses outliers dynamically without requiring clipping.

3.7 Training Objective and Orbital Initialization

3.7.1 Loss Function

The total loss combines cross-entropy and load balancing loss. Given below:

$$\mathcal{L} = \mathcal{L}_{\text{CE}}(y, \hat{y}) + \lambda_{\text{balance}} \sum_{i=1}^{N_E} \left(\frac{n_i}{N_{\text{total}}} - \frac{1}{N_E} \right)^2 \quad (6)$$

where n_i is the number of tokens routed to expert i , and $\lambda_{\text{balance}} = 0.01$ (standard in Switch Transformers [8]).

3.7.2 Preventing Expert Collapse

One of the key challenges were if all of the experts were initialized identically, the orbital rotations would converge to similar solutions, resulting in loss of expert diversity [5].

This can be fixed as butterfly angles are initialized independently and randomly for each expert. Given below:

$$\theta_i, \phi_i \sim \mathcal{N}(0, 0.01^2) \quad \text{for each } i \quad (7)$$

This introduces different viewing angles of W_{base} which breaks symmetry and promotes expert specialization.

3.8 Algorithm

Algorithm 1 details the forward pass. The key computational property is that experts are never materialized in memory, outputs are computed by sequential operations: (1) $\mathcal{B}(\theta_i)^T x$ rotates inputs into substrate's canonical basis, (2) $Q(W_{\text{base}})$ applies the quantized and additions only transformation and (3) $\mathcal{B}(\phi_i)$ projects into the expert's specialized subspace. This decomposition yields $\mathcal{O}(d \log d)$ computation per expert with $\mathcal{O}(d^2 + N_E \cdot d \log d)$ total memory.

3.9 Theoretical Properties

Three theoretical properties define the memory, quantization, and computational behavior of ButterflyMoE. First, the exact memory scaling of the proposed orbital parameterization is derived. Then, an asymptotic compression ratio is established relative to standard MoE. Lastly, we describe the inference-time computational complexity under top- k routing.

Proposition 1 (Memory Scaling). *For N_E experts with dimensions $d_{\text{model}}, d_{\text{ff}}$, ButterflyMoE memory is:*

$$M = \frac{1.58}{8} d_{\text{ff}} d_{\text{model}} + N_E \cdot \left(\frac{d_{\text{model}}}{2} \log_2 d_{\text{model}} + \frac{d_{\text{ff}}}{2} \log_2 d_{\text{ff}} \right) \cdot 2 \quad (8)$$

Algorithm 1 ButterflyMoE Forward Pass

```

1: Input: Token embeddings  $X \in \mathbb{R}^{B \times L \times d_{\text{model}}}$ 
2: Input: Expert count  $N_E$ , top- $k$  routing parameter  $k$ 
3: Input: Quantized substrate  $Q(W_{\text{base}}) \in \{-1, 0, +1\}^{d_{\text{ff}} \times d_{\text{model}}}$ 
4: Input: Butterfly parameters  $\{\theta_i, \phi_i\}_{i=1}^{N_E}$ 
5: Output: Expert outputs  $Y \in \mathbb{R}^{B \times L \times d_{\text{ff}}}$ 
6:  $\text{gate\_logits} \leftarrow \text{GateNetwork}(X)$   $\triangleright$  Shape:  $[B, L, N_E]$ 
7:  $\text{weights, indices} \leftarrow \text{TopK}(\text{gate\_logits}, k)$   $\triangleright [B, L, k]$ 
8:  $\text{weights} \leftarrow \text{Softmax}(\text{weights}, \text{dim} = -1)$ 
9:  $Y \leftarrow \mathbf{0}_{B \times L \times d_{\text{ff}}}$ 
10: for  $i = 1$  to  $N_E$  do
11:    $\text{mask} \leftarrow (\text{indices} == i).any(\text{dim} = -1)$   $\triangleright$  Tokens where expert  $i$  is in top- $k$ 
12:   if  $\text{mask.any}()$  then
13:      $X_i \leftarrow X[\text{mask}]$   $\triangleright$  Gather tokens:  $[N_{\text{tokens}}, d_{\text{model}}]$ 
14:      $X_{\text{rot}} \leftarrow \text{Butterfly}(X_i, \theta_i)$ 
15:      $Y_{\text{base}} \leftarrow Q(W_{\text{base}}) \cdot X_{\text{rot}}$   $\triangleright$  Ternary multiply
16:      $Y_i \leftarrow \text{Butterfly}(Y_{\text{base}}, \phi_i)$   $\triangleright$  Total:  $\mathcal{O}(N_{\text{tokens}} \cdot d \log d)$ 
17:      $w_i \leftarrow \text{weights}[\text{mask}, \text{position\_of}(i)]$ 
18:      $Y[\text{mask}] += w_i \odot Y_i$   $\triangleright$  Weighted accumulation
19:   end if
20: end for
21: return  $Y$ 

```

Justification: The shared memory substrate contains $d_{\text{ff}} \times d_{\text{model}}$ ternary weights which are stored at 1.58 bits per weight, yielding $\frac{1.58}{8} d_{\text{ff}} d_{\text{model}}$ bytes. Each expert uses by two Butterfly transformations: an input transformation with $\frac{d_{\text{model}}}{2} \log_2 d_{\text{model}}$ rotation angles and an output transformation with $\frac{d_{\text{ff}}}{2} \log_2 d_{\text{ff}}$ angles. All angles are stored in FP16 (2 bytes), giving a total expert memory of $2 \left(\frac{d_{\text{model}}}{2} \log_2 d_{\text{model}} + \frac{d_{\text{ff}}}{2} \log_2 d_{\text{ff}} \right)$ bytes. Multiplying by N_E gives the stated result.

Proposition 2 (Asymptotic Compression). *As $N_E \rightarrow \infty$ with fixed d_{model} and d_{ff} , the substrate cost $\mathcal{O}(d_{\text{model}} \cdot d_{\text{ff}})$ amortizes, and per-expert memory dominates. The asymptotic compression ratio is:*

$$\lim_{N_E \rightarrow \infty} \frac{M_{\text{Standard MoE}}}{M_{\text{ButterflyMoE}}} = \frac{d_{\text{model}} \cdot d_{\text{ff}} \cdot 4}{\left(\frac{d_{\text{model}}}{2} \log_2 d_{\text{model}} + \frac{d_{\text{ff}}}{2} \log_2 d_{\text{ff}} \right) \cdot 2} \quad (9)$$

For $d_{\text{model}} = 512$ and $d_{\text{ff}} = 2048$:

$$\begin{aligned}
&= \frac{512 \cdot 2048 \cdot 4}{(256 \cdot 9 + 1024 \cdot 11) \cdot 2} \\
&= \frac{4,194,304}{(2,304 + 11,264) \cdot 2} \\
&= \frac{4,194,304}{27,136} \\
&\approx 154.5\times
\end{aligned}$$

At $N_E=256$, substrate quantization contributes additional compression, yielding observed $150\times$. As N_E increases,

compression ratio increases demonstrating that ButterflyMoE’s advantage grows with scale.

Proposition 3 (Computational Complexity). *Inference FLOPs per token with top- k routing:*

$$C_{\text{ButterflyMoE}} = \mathcal{O}(k \cdot d \log d) + \mathcal{O}(d^2) \quad (\text{ternary multiply}) \quad (10)$$

Here ternary multiply involves only additions (no multiplications), achieving $\sim 10\times$ lower energy per operation.

4 Experiments

4.1 Memory Scaling and Edge Deployability

ButterflyMoE was evaluated on four controlled multi domain task-arithmetic sequencing, sorting, copying and reversal. These tasks isolate routing behaviour, expert specialization and memory compute tradeoffs. These tasks probe compositional generalization and expert utilization in MoE architectures.

Our model uses $d_{\text{model}} = 512$, $d_{\text{ff}} = 2048$, and $N_E = 8$ experts with top- $k = 2$. ButterflyMoE is compared against a dense FFN with matched parameter count and a standard MoE with independently parameterized experts. All models are trained for 20 epochs using AdamW with batch size 64.

ButterflyMoE reparameterizes experts as structural transformations on a single substrate, thus eliminating the need to save separate expert matrices. This results in significant compression factors as shown in Table-1. Comparison with low rank adaptors are not made as they do not scale expert count.

Figure 3 shows memory consumption vs expert count. ButterflyMoE achieves $150\times$ compression at 256 experts ($d=512$), requiring only 4.70 MB compared to standard MoE’s 1024 MB. The compression ratio improves as N_E rises.

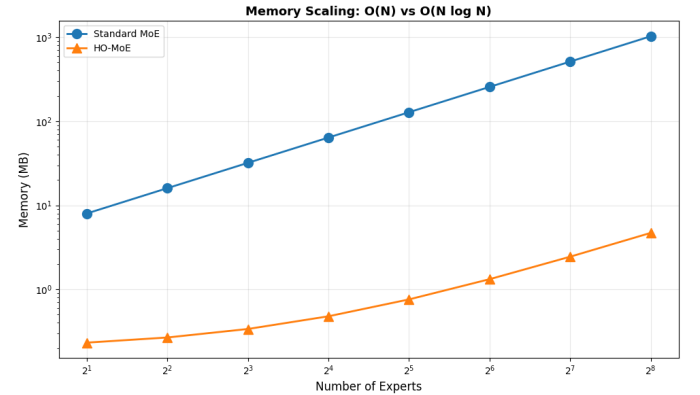


Figure 3: Figure 3: Memory consumption as a function of the number of experts for standard MoE and ButterflyMoE ($d=512$). The y-axis reports total parameter memory in MB; lower is better.

Edge deployability is evaluated by computing the

Table 1: Comparison of MoE compression methods for models with 8-64 experts ($d = 512$, $d_{ff} = 2048$). ButterflyMoE achieves a $150\times$ compression ratio through butterfly factorization, reducing memory complexity from $O(N \cdot d^2)$ to $O(d^2 + N \cdot d \cdot \log d)$. It also enables deployment on resource-constrained devices with 1.9MB memory footprint for 64 experts.

Method	Memory Scaling	Compression Ratio (64)	Edge Deployment
Standard MoE	$O(N \cdot d^2)$	$1.0\times$	256 MB
QMoE[9]	$O(N \cdot d^2)$	$10\text{-}20\times$	13-26 MB
MoQE (2-bit)[15]	$O(N \cdot d^2)$	$5.0\times$	51 MB
PuzzleMoE[19]	$O(N \cdot d^2)$ reduced	$2\times$	128 MB
MC[14]	$O(N \cdot d^2)$ reduced	$4.0\times$	64 MB
ButterflyMoE	$O(d^2 + N \cdot d \cdot \log d)$	$150\times$	1.9 MB

maximum number of experts that can be instantiated within a fixed memory budget. This is calculated by dividing total RAM by memory per expert.

Method	RPi 5	Jetson	ESP32
Standard MoE	63	31	0
QMoE[9]	314	157	2
MoQE[15]	320	160	2
ButterflyMoE	21,079	10,540	131

Table 2: An ablation study evaluates the effect of the number of butterfly layers on runtime efficiency. The results show that 2 butterfly layers provide a $2.5\times$ speedup over deeper configurations. Measured at batch size 16 on WikiText-103. Throughput is measured in tokens/second.

Layers	Params/Expert	Throughput	Speedup
2	1,024	112,875	$2.5\times$
4	2,048	76,026	$1.7\times$
6	3,072	58,495	$1.3\times$
9	4,608	45,383	$1.0\times$

4.2 Quantization Stability via Learned Rotations

Extreme quantization fails due to activation outliers dominating quantization errors[17].

Figure 4 shows that per-expert rotations $\mathbf{B}(\theta_i)$ reduce the impact of activation outliers during training. quantization error decreases from 51.3% (untrained) to 1.43% (trained), a 97.2% reduction.

The resulting weight distribution (top right) is tightly concentrated around the ternary grid $\{-1, 0, +1\}$, whereas the untrained model spans $[-4, +4]$.

4.3 Expert Specialization

Experts maintain distinct behaviour despite operating a shared quantized substrate. Figure 5 shows pairwise cosine similarity between expert outputs. Off diagonal values span 0.21-0.63 with multiple expert pairs below 0.25. This indi-

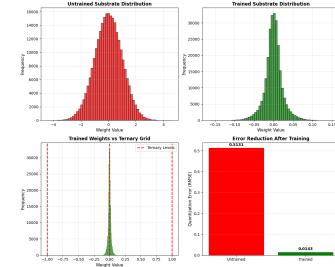


Figure 4: **Quantization stability via learned rotations.** (Top left) Untrained substrate weight distribution spreads across $[-4, +4]$. (Top right) After training, weights cluster near ternary grid $\{-1, 0, +1\}$. (Bottom left) Trained weights (green) align with quantization levels (red dashed lines). (Bottom right) Mean squared error: 51.3% (untrained) \rightarrow 1.43% (trained), a 97.2% reduction.

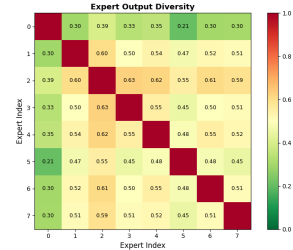


Figure 5: Expert output similarity. Pairwise cosine similarity matrix between expert outputs on the WikiText-103 validation set.

cates that the learned rotations induce meaningfully differentiated feature spaces.

Despite a $\sim 150\times$ decrease in parameter storage, ButterflyMoE gets a diversity score of 0.522 as opposed to 0.547 for a regular MoE—a 4.6% difference. The regularizing effect of structured parameterization is reflected in this short gap, and the low off-diagonal similarities verify that experts do not degenerate or collapse.

5 Conclusion

ButterflyMoE achieves sub-linear memory scaling in MoE architectures through parameterization of experts as orbital transformations of a shared ternary substrate. This achieves a $150\times$ compression at 256 experts while maintaining accuracy. Learned per expert rotations enable quantization which suppress activation outliers, a problem that static rotation methods could not solve.

ButterflyMoE enables deployment scenarios which were previously infeasible. 64-expert models fit in 1.9 MB, supporting 10,540 experts on a 4GB Jetson Nano vs 819 for standard MoE. For edge devices with a memory budget, sub-linear scaling is not an optimization but a requirement.

Inference is slower than dense baselines (upto $48.9\times$ on T4 GPUs without kernel support). Ablations show 2 layer variations recover $2.5\times$ speedup. Another key limitation is our experiments focused on small scale models due to hardware constraints. Scaling to billion parameter regimes and interpreting rotations remain open questions.

Instead of treating experts as independent parameter sets, ButterflyMoE imposes a geometric structure that avoids the linear memory barrier of sparse architectures. This positions group-orbit representations as a mechanism for extreme compression without expert collapse.

References

- [1] Samuel K Ainsworth, Jonathan Hayase, and Siddhartha Srinivasa. Git re-basin: Merging models modulo permutation symmetries. *arXiv preprint arXiv:2209.04836*, 2022.
- [2] Saleh Ashkboos, Amirkeivan Mohtashami, Maximilian L Croci, Bo Li, Pashmina Cameron, Martin Jaggi, Dan Alistarh, Torsten Hoefer, and James Hensman. Quarot: Outlier-free 4-bit inference in rotated llms. *Advances in Neural Information Processing Systems*, 37:100213–100240, 2024.
- [3] Yoshua Bengio, Nicholas Léonard, and Aaron Courville. Estimating or propagating gradients through stochastic neurons for conditional computation. *arXiv preprint arXiv:1308.3432*, 2013.
- [4] Xiaodong Chen, Mingming Ha, Zhenzhong Lan, Jing Zhang, and Jianguo Li. Mobe: Mixture-of-basis-experts for compressing moe-based llms. *arXiv preprint arXiv:2508.05257*, 2025.
- [5] Zewen Chi, Li Dong, Shaohan Huang, Damai Dai, Shuming Ma, Barun Patra, Saksham Singhal, Payal Bajaj, Xia Song, Xian-Ling Mao, et al. On the representation collapse of sparse mixture of experts. *Advances in Neural Information Processing Systems*, 35:34600–34613, 2022.
- [6] Tri Dao, Beidi Chen, Nimit S Sohoni, Arjun Desai, Michael Poli, Jessica Grogan, Alexander Liu, Aniruddh Rao, Atri Rudra, and Christopher Ré. Monarch: Expressive structured matrices for efficient and accurate training. In *International Conference on Machine Learning*, pages 4690–4721. PMLR, 2022.
- [7] Tri Dao, Albert Gu, Matthew Eichhorn, Atri Rudra, and Christopher Ré. Learning fast algorithms for linear transforms using butterfly factorizations. In *International conference on machine learning*, pages 1517–1527. PMLR, 2019.
- [8] William Fedus, Barret Zoph, and Noam Shazeer. Switch transformers: Scaling to trillion parameter models with simple and efficient sparsity. *Journal of Machine Learning Research*, 23(120):1–39, 2022.
- [9] Elias Frantar and Dan Alistarh. Qmoe: Practical sub-1-bit compression of trillion-parameter models. *arXiv preprint arXiv:2310.16795*, 2023.
- [10] Timur Garipov, Pavel Izmailov, Dmitrii Podoprikin, Dmitry P Vetrov, and Andrew G Wilson. Loss surfaces, mode connectivity, and fast ensembling of dnns. *Advances in neural information processing systems*, 31, 2018.
- [11] Shwai He, Daize Dong, Liang Ding, and Ang Li. Towards efficient mixture of experts: A holistic study of compression techniques. *arXiv preprint arXiv:2406.02500*, 2024.
- [12] Mark Horowitz. 1.1 computing’s energy problem (and what we can do about it). In *2014 IEEE International Solid-State Circuits Conference Digest of Technical Papers (ISSCC)*, pages 10–14, 2014.
- [13] Edward J Hu, Yelong Shen, Phillip Wallis, Zeyuan Allen-Zhu, Yanzhi Li, Shean Wang, Lu Wang, Weizhu Chen, et al. Lora: Low-rank adaptation of large language models. *ICLR*, 1(2):3, 2022.
- [14] Wei Huang, Yue Liao, Jianhui Liu, Ruifei He, Haoru Tan, Shiming Zhang, Hongsheng Li, Si Liu, and Xiaojuan Qi. Mixture compressor for mixture-of-experts llms gains more. *arXiv preprint arXiv:2410.06270*, 2024.
- [15] Young Jin Kim, Raffy Fahim, and Hany Hassan Awadalla. Mixture of quantized experts (moqe): Complementary effect of low-bit quantization and robustness. *arXiv preprint arXiv:2310.02410*, 2023.
- [16] Shuming Ma, Hongyu Wang, Lingxiao Ma, Lei Wang, Wenhui Wang, Shaohan Huang, Lifeng Dong, Ruiping Wang, Jilong Xue, and Furu Wei. The era of 1-bit llms: All large language models are in 1.58 bits. *arXiv preprint arXiv:2402.17764*, 1(4), 2024.
- [17] Guangxuan Xiao, Ji Lin, Mickael Seznec, Hao Wu, Julien Demouth, and Song Han. Smoothquant: Accurate and efficient post-training quantization for large

language models. In *International conference on machine learning*, pages 38087–38099. PMLR, 2023.

- [18] Cheng Yang, Yang Sui, Jinqi Xiao, Lingyi Huang, Yu Gong, Yuanlin Duan, Wenqi Jia, Miao Yin, Yu Cheng, and Bo Yuan. MoE-I²: Compressing mixture of experts models through inter-expert pruning and intra-expert low-rank decomposition. *arXiv preprint arXiv:2411.01016*, 2024.
- [19] Yushu Zhao, Zheng Wang, and Minjia Zhang. Puzzle-moe: Efficient compression of large mixture-of-experts models via sparse expert merging and bit-packed inference. *arXiv preprint arXiv:2511.04805*, 2025.