

Do Instruction-Tuned Models Always Perform Better Than Base Models? Evidence from Math and Domain-Shifted Benchmarks

Prateek Munjal, Clement Christophe, Ronnie Rajan, Praveenkumar Kanithi

M42, Abu Dhabi, UAE,

Abstract

Instruction finetuning is standard practice for improving LLM performance, yet it remains unclear whether it enhances reasoning or merely induces surface-level pattern matching. We investigate this by evaluating base and instruction-tuned models on standard math benchmarks, structurally perturbed variants, and domain-shifted tasks. Our analysis highlights two key (often overlooked) limitations of instruction tuning. First, the performance advantage is unstable and depends heavily on evaluation settings. In zero-shot CoT settings on GSM8K, base models consistently outperform instruction-tuned variants, with drops as high as 32.67% (Llama3-70B). Instruction-tuned models only match or exceed this performance when provided with few-shot exemplars, suggesting a reliance on specific prompting patterns rather than intrinsic reasoning. Second, tuning gains are brittle under distribution shift. Our results show that base models surpass instruction-tuned variants on the domain-specific MedCalc benchmark. Additionally, instruction-tuned models show sharp declines on perturbed datasets, indicating sensitivity to prompt structure over robust reasoning.

1 Introduction

Large language models (LLMs) have recently demonstrated impressive performance on a wide range of reasoning benchmarks (Grattafiori et al., 2024; Yang et al., 2025a; Liu et al., 2024a; Team et al., 2025). While assessing genuine reasoning capabilities remains challenging, the field primarily relies on solution accuracy across mathematical datasets (Cobbe et al., 2021; Huang et al., 2025; Lightman et al., 2023) as a proxy. Evaluations on these standard benchmarks consistently suggest that instruction-tuned models significantly outperform their base counterparts (Yang et al., 2024), creating an implicit assumption that instruction tuning universally enhances capability. Consequently,

base models are often excluded from comparative analyses or evaluated under restrictive inference settings.

However, this assumption overlooks critical resource trade-offs. While instruction tuning improves format adherence and user interaction, it necessitates massive curated datasets (Zhang et al., 2024; Toshniwal et al., 2024; Cobbe et al., 2021; Liu et al., 2024b; Wei et al., 2023; Wang et al., 2023b; Mitra et al., 2024; Albalak et al., 2025) and substantial training resources (Liu et al., 2024a). Simultaneously, test-time strategies such as self-consistency (Wang et al., 2022a), CoT decoding (Wang and Zhou, 2024), ESC (Li et al., 2024) and Pass@k evaluation incur significant computational costs, particularly when sampling multiple trajectories is required to optimize the performance. Despite these costs (Snell et al., 2024; Chen et al., 2025b; Dang et al., 2025), the relative benefits of instruction tuning versus applying test-time reasoning to base models remain underexplored.

In this work, we address this gap by conducting a controlled empirical comparison between base and instruction-tuned models under comparable inference-time scaling. We evaluate models using the Pass@20 metric across a diverse suite of benchmarks: standard mathematical reasoning tasks (GSM8K (Cobbe et al., 2021), Math-500 (Lightman et al., 2023)), perturbed variants designed to disrupt solution templates (Math-Perturb Hard (Huang et al., 2025)), and a domain-specific clinical benchmark, MedCalc (Khandekar et al., 2024). Motivated by recent advances in sampling methods, the base models utilize CoT decoding (Wang and Zhou, 2024) while instruction-tuned models employ repeated stochastic sampling.

Our contributions are summarized as follows:

- **Base models dominate in zero-shot:** Despite superior few-shot CoT results on GSM8K, instruction-tuned models significantly under-

perform their base counterparts in zero-shot settings, exhibiting performance drops of 32.7% (LLaMA3-70B) and 31.2% (Kimi-K2).

- **Poor transferability under distribution shift:** Performance gains from instruction tuning do not reliably transfer to the domain-specific MedCalc benchmark. Base models outperform instruction-tuned counterparts in zero-shot CoT, with observed drops of 6.78% (LLaMA3-70B) and 6.11% (Kimi-K2).
- **Sensitivity to perturbation and evaluation noise:** Instruction-tuned models show limited robustness, suffering sharp declines from Math-500 to Math-Perturb Hard (e.g., Kimi-K2 drops from 94.20% to 76.34%). Additionally, we identify reliability issues in standard rule-based regex evaluation for latex math benchmarks, which lead to scoring discrepancies of up to 10.8%.

2 Related Work

Instruction following in LLMs is primarily established via supervised fine-tuning (SFT) or reinforcement learning (RL). Ouyang et al. (2022) demonstrated that aligning base models with human feedback enhances both user intent following and task performance. Subsequent research has scaled this approach through improved training methodologies and the curation of diverse natural (Mishra et al., 2022; Wang et al., 2022b; Wei et al., 2021) and synthetic datasets (Wang et al., 2023a; Taori et al., 2023; Han et al., 2023). Consequently, instruction-tuned models are often assumed to be strictly superior to their base counterparts. However, with the emergence of massive-scale base models (up to 1 trillion parameters (Team et al., 2025)), we revisit this assumption to determine if it holds at scale.

Parallel to instruct-tuning, prompting strategies have significantly improved reasoning capabilities. Wei et al. (2022) observed that fewshot CoT prompting with intermediate reasoning steps substantially improves performance on mathematical tasks (Cobbe et al., 2021). Similarly, self-consistency (Wang et al., 2022a) exploits LLM stochasticity to sample multiple trajectories and aggregate results via majority voting. Distinct from repeated sampling, CoT decoding (Wang and Zhou, 2024) explicitly branches at the first token by selecting top- K candidates, followed by greedy decoding. Notably, this method demonstrates that

base models possess substantial latent reasoning ability. Accordingly, we adopt CoT decoding as the default strategy for base models in this work.

The reliance on open-source benchmarks introduces risks of data contamination, where models may memorize evaluation data during training. Recent studies (Deng et al., 2024; Xu et al., 2025; Wu et al., 2025) question whether high performance on standard datasets reflects genuine reasoning. To address this, we extend our evaluation beyond standard benchmarks to include Math Perturb (Huang et al., 2025), designed to disrupt solution templates, and the clinical benchmark MedCalc (Khandekar et al., 2024). We hypothesize: if instruction-tuned models possess superior reasoning, their advantages must persist under these distribution shifts.

3 Experiments

We evaluate the comparative performance of instruction-tuned models and their base counterparts under scalable test-time inference using Pass@ k metric ($k = 20$).

Models: We examine a suite of 16 models spanning 0.6B to 1T parameters across five prominent families: Qwen (Yang et al., 2025a), LLaMA (Grattafiori et al., 2024), SmoLLM (Bakouch et al., 2025), DeepSeek (Liu et al., 2024a), and Kimi (Team et al., 2025). We focus exclusively on open-weights models to ensure access to corresponding base checkpoints. Additional implementation details are provided in the section E.

Datasets: To test the hypothesis that instruction tuning gains generalize beyond standard evaluations, we select four diverse datasets. We employ GSM8K (Cobbe et al., 2021) and Math-500 (Lightman et al., 2023) as baselines. To assess robustness against structural perturbations, we utilize Math Perturb Hard (Huang et al., 2025), which modifies Math-500 problems specifically to disrupt solution templates and expose reliance on memorized patterns. Finally, we evaluate domain transfer using MedCalc (Khandekar et al., 2024), a clinical calculation benchmark comprising over 1,000 manually curated calculation tasks across 55 distinct types.

4 Results

4.1 Comparison on standard benchmarks

On GSM8K (8-shot CoT), base and instruction-tuned models perform similarly (Fig. 2), while most mid/large base models outperform their instruction counterparts, including LLaMA3-70B

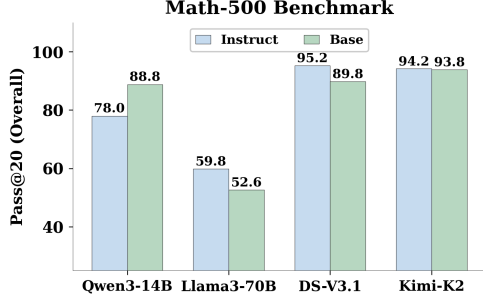


Figure 1: Pass@20 on Math-500. Gap between instruction and base models reducing with parameter scale.

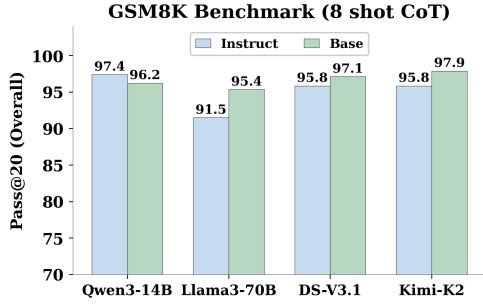


Figure 2: Pass@20 on GSM8K. Instruction tuning yields marginal gains here, with mid-to-large base models often surpassing their instruction-tuned counterparts.

(95.4% vs. 91.5%), DS-V3.1 (97.1% vs. 95.8%), and Kimi-K2 (97.9% vs. 95.8%). Notably, instruction-tuned models provide marginal benefit on GSM8K (especially in SLMs), with gains diminishing as model size increases (Fig. S4). In contrast, instruction tuning has a larger effect on Math-500 for SLMs, but this trend weakens for LLMs (Fig. 1), where base models often match or exceed instruction-tuned performance. For example, LLaMA3-3B improves from 29.0% to 67.2% and SmolLM-3B from 72.0% to 86.2% (Fig. S2). This suggests that large base models already capture much of the reasoning required for both benchmarks.

Finding 1: At > 70B scale, base models perform competitively (Math-500) and superior (GSM8K) relative to instruction-tuned models.

4.2 Robustness under distribution shift

To assess whether instruction tuning gains persist under domain shift, we evaluate models on MedCalc (Tab 1). In zero-shot CoT, base models outperform instruction-tuned models across most categories and model sizes, with the largest gaps observed for SLMs (LLaMA3-3B, SmolLM-3B).

Model / Setting	Lab	Risk	Physical	Severity	Diagnosis	Date	Dosage	Overall
Qwen3-0.6B	15.60	39.17	40.00	25.00	60.00	28.33	10.00	30.37
Base	30.28	65.83	36.67	48.75	93.33	5.00	10.00	42.69
Δ	-14.68	-26.66	3.33	-23.75	-33.33	23.33	0.00	-12.32
SmolLM-3B	25.99	40.83	57.08	37.50	70.00	20.00	17.50	39.26
Base	54.74	62.50	85.42	46.25	81.67	28.33	27.50	61.89
Δ	-28.75	-21.67	-28.34	-8.75	-11.67	-8.33	-10.00	-22.63
Llama3-3B	26.30	35.83	27.50	27.50	53.33	8.33	15.00	28.94
Base	54.74	62.50	86.25	46.25	81.67	28.33	27.50	62.08
Δ	-28.44	-26.67	-58.75	-18.75	-28.34	-20.00	-12.50	-33.14
Qwen3-8B	57.49	50.83	76.25	28.75	55.00	60.00	25.00	56.83
Base	34.86	64.17	75.83	37.50	88.33	10.00	15.00	52.05
Δ	22.63	-13.34	0.42	-8.75	-33.33	50.00	10.00	4.78
Qwen3-14B	61.47	53.75	83.33	31.25	65.00	41.67	27.50	60.17
Base	62.69	65.00	93.33	51.25	90.00	60.00	45.00	70.11
Δ	-1.22	-11.25	-10.00	-20.00	-25.00	-18.33	-17.50	-9.94
Llama3-70B	38.53	35.00	69.17	23.75	66.67	35.00	35.00	44.89
Base	43.12	49.17	76.67	40.00	83.33	5.00	32.50	51.67
Δ	-4.59	-14.17	-7.50	-16.25	-16.66	30.00	2.50	-6.78
DS-V3.1	69.42	55.00	81.67	58.75	66.67	41.67	55.00	65.81
Base	55.68	56.89	83.27	40.00	68.33	71.67	60.00	62.99
Δ	13.74	-1.89	-1.60	18.75	-1.66	-30.00	-5.00	2.82
Kimi-K2	72.17	64.58	88.75	48.75	68.33	46.67	55.00	70.11
Base	61.47	77.92	94.58	65.00	96.67	68.33	80.00	76.22
Δ	10.70	-13.34	-5.83	-16.25	-28.34	-21.66	-25.00	-6.11

Table 1: Pass@20 on MedCalc (zero-shot CoT). Base models outperform instruction-tuned variants across most categories Δ shows (Instruct–Base); red indicates base superiority.

These results indicate that the benefits of instruction tuning do not always transfer under distribution shift, underscoring the importance of evaluating beyond one domain and reporting base models. We further revisit the GSM8K benchmark under zero-shot CoT to assess if the base vs. instruction performance gap persists in the absence of few-shot exemplars, refer Fig. 3). Consistent with MedCalc,

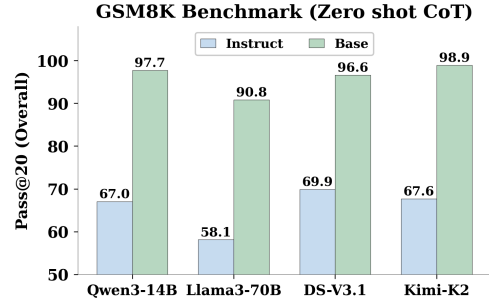


Figure 3: Pass@20 on GSM8K (0-shot CoT). Base models significantly outperform instruction-tuned models

base models outperform instruction-tuned models, which requires few-shot CoT (n=8; Fig 2) to reach comparable accuracy. This suggests that instruction tuning may change how reasoning is elicited, increasing sensitivity to CoT exemplars, contrary to common assumption it consistently improves performance over base models. Also while few-shot CoT largely narrows this gap, base models seem to benefit relatively lesser from additional examples, indicating that their reasoning ability is already active in the zero-shot setting.

Finding 2: Under distribution shift, base models outperform instruction-tuned models in zero-shot, while instruction-tuned performance relies on few-shot examples.

4.3 Few-shot effects on base models

While instruction-tuned models benefit from few-shot exemplars, our results in Table 2 shows that on both GSM8K and MedCalc, the base models also improves with few-shot CoT. This aligns with our

Base Model	GSM8K		MedCalc	
	Zero-shot	Few-shot	Zero-shot	Few-shot
Qwen3-0.6B	86.50	83.25	42.69	52.05
Smollm-3B	86.50	93.25	61.89	44.79
Llama-3B	56.71	73.92	62.08	46.42
Qwen3-8B	97.65	92.95	52.05	72.40
Qwen3-14B	97.72	96.21	70.11	79.08
Llama3-70B	90.82	95.37	51.67	61.60
DS-V3.1	96.59	97.12	62.99	78.99
Kimi-K2	98.86	97.88	76.22	89.40

Table 2: Pass@20 comparing zero-shot vs. few-shot CoT on base models, showcasing they too (akin to instruction-tuned) improve with few-shot exemplars.

earlier observations (Sec 4.2) that larger base models already possess enough knowledge in zero-shot settings. Empirically, on GSM8K benchmark, the base models show higher zero-shot performance, and perhaps, therefore exhibit a weaker reliance on exemplars compared to instruction-tuned models. Also, on the MedCalc benchmark, under 1 shot CoT (Tab 1), all base models (except Qwen3-0.6B) outperform their instruction counterparts, reinforcing our hypothesis that instruction tuning does not always lead to improved performance.

Finding 3: Few-shot learning benefits both instruction-tuned and base models; however, base models rely less on few-shot exemplars due to their stronger zero-shot performance

4.4 Evaluator Sensitivity: Revisit Math-500

Although Math-500 is a widely cited benchmark, we found evaluating it remains complicated as LLMs need to not only predict correct answer but also format it in valid latex. Therefore, prior work relies on heuristic, regex based answer extraction rules, making evaluations sensitive to formatting rather than solving skill, which is also reflected in substantial discrepancies across evaluators (Tab 3 and Tab S2). For example, on Qwen3-14B, the standard grader reports a gap of 10.8%, whereas Math Verify reduces this difference to 0.8%. Similarly,

Model	Variant	Grader	MathVerify
Qwen3-14B	Instruct	78.00	84.40
	Base	88.80	85.20
	Δ	-10.80	-0.80
LLaMA3-70B	Instruct	59.80	56.80
	Base	52.60	53.20
	Δ	7.20	3.60
DS-V3.1	Instruct	95.20	89.40
	Base	89.80	86.00
	Δ	5.40	3.40
Kimi-K2	Instruct	94.20	88.60
	Base	93.80	89.00
	Δ	0.40	-0.40

Table 3: Evaluator sensitivity on Math-500 (Pass@20). Performance gaps vary significantly. Due to space constraints, we show manually audited cases demonstrating grader outputs in Sec B for interested readers.

for Kimi-K2, the reported gap is 0.4%, but with opposite directions under the standard grader and MathVerify. Moreover, under the standard Math grader, strong Math-500 performance does not reliably transfer to Math Perturb Hard, with large drops observed for LLMs (e.g., LLaMA3-70B: 59.80% vs. 22.22%; full results in TabS1). Together, these results raise concerns about the reliability of Math-500 reported results.

Finding 4: Gains of instruction-tuned models over base models are found to be highly evaluator dependent on LaTeX based benchmarks and primarily benefit SLMs, with mixed and often marginal effects for LLMs.

5 Conclusion

In this work, we revisit the assumption that instruction tuning uniformly improves LLMs performance. With systematic evaluation on standard (GSM8K, Math-500) and domain-shifted and robustness focused benchmarks (MedCalc, Math Perturb), we show that its benefits over base models depend strongly on number of parameters and evaluation setting (zero-shot vs few-shot). We also observe that instruction tuning provides substantial gains for SLMs, while its impact on LLMs is mixed and often marginal. Our analysis also support concerns about benchmark contamination/memorization, as instruction-tuned models perform noticeably worse on Math Perturb Hard than on Math-500. This highlights the need to interpret instruction tuning gains with caution and to rely on robust, benchmarks when assessing true reasoning ability in LLMs.

Limitations

Our study focuses on comparing base and instruction-tuned variants across a set of widely used math and domain-shifted benchmarks. This scope leaves several limitations.

Benchmark coverage We evaluate a finite set of tasks (e.g., GSM8K, Math-500, and perturbation-based variants). While these benchmarks are standard, they may not fully represent real-world reasoning, and our results may hold true for benchmark-specific artifacts.

Evaluator dependence A central finding is that reported gaps can vary across graders, especially on latex heavy outputs. Although we include multiple evaluators and manual audits, we do not claim to exhaust the space of possible evaluators or formatting behaviors. Further, our manual audits are necessarily limited in size and may miss rare failure modes.

Decoding and prompting choices. Results depend on generation settings (e.g., max tokens, temperature) and prompt templates (zero-shot/few-shot, CoT formatting). While we keep settings consistent within comparisons, different choices may shift some of our findings.

Model and data availability constraints. We evaluate a selected set of model families and sizes based on access and compute constraints. Consequently, our conclusions should not be interpreted as universal across all instruction-tuning recipes.

No causal claims about instruction tuning Our analysis is empirical and comparative; it does not isolate which components of instruction tuning (data mixture, loss function, RLHF/DPO variants, formatting conventions) drive the observed effects. Enabling a closer inspection on training-time interventions is beyond the scope of this work. Moreover, instruction-tuned models are commonly assumed to outperform base models due to extensive fine-tuning, here our goal was to examine whether this assumption holds when base models, without instruction tuning, are paired with stronger sampling strategies. We leave the study of applying identical sampling methods to instruction-tuned models to future work, as our focus is not on optimizing performance but on testing the robustness of this widely held assumption.

Ethical considerations

This work empirically studies the performance comparisons between base and instruction-tuned

models on established and standard benchmarks.

Risk of overgeneralization. A potential harm is that readers may overinterpret benchmark results as evidence about real-world reliability or safety. We explicitly emphasize evaluator dependence, decoding sensitivity, and benchmark limitations, and we recommend cautious interpretation of apparent gains.

Responsible reporting. Our findings could be misused to selectively choose evaluators that favor a preferred model. To counter this, we encourage reporting results across multiple graders (or robust verification-based evaluation) and documenting decoding settings, extraction rules, and error analyses.

Environmental impact. Running large-scale evaluations and multiple sampling runs can consume substantial compute. We reduce unnecessary overhead by reusing cached generations where feasible and prioritizing targeted analyses (e.g., perturbation) to answer specific methodological questions.

References

- Alon Albalak, Duy Phung, Nathan Lile, Rafael Rafailov, Kanishk Gandhi, Louis Castricato, Anikait Singh, Chase Blagden, Violet Xiang, Dakota Mahan, and 1 others. 2025. Big-math: A large-scale, high-quality math dataset for reinforcement learning in language models. *arXiv preprint arXiv:2502.17387*.
- Elie Bakouch, Loubna Ben Allal, Anton Lozhkov, Nouamane Tazi, Lewis Tunstall, Carlos Miguel Patiño, Edward Beeching, Aymeric Roucher, Aksel Joonas Reedi, Quentin Gallouédec, Kashif Rasul, Nathan Habib, Clémentine Fourrier, Hynek Kydlicek, Guilherme Penedo, Hugo Larcher, Mathieu Morlon, Vaibhav Srivastav, Joshua Lochner, and 4 others. 2025. SmolLM3: smol, multilingual, long-context reasoner. <https://huggingface.co/blog/smollm3>.
- Ding Chen, Qingchen Yu, Pengyuan Wang, Wentao Zhang, Bo Tang, Feiyu Xiong, Xinchu Li, Minchuan Yang, and Zhiyu Li. 2025a. xverify: Efficient answer verifier for reasoning model evaluations. *arXiv preprint arXiv:2504.10481*.
- Feng Chen, Allan Raventos, Nan Cheng, Surya Ganguli, and Shaul Druckmann. 2025b. Rethinking fine-tuning when scaling test-time compute: Limiting confidence improves mathematical reasoning. *arXiv preprint arXiv:2502.07154*.
- Karl Cobbe, Vineet Kosaraju, Mohammad Bavarian, Mark Chen, Heewoo Jun, Lukasz Kaiser, Matthias Plappert, Jerry Tworek, Jacob Hilton, Reiichiro Nakano, and 1 others. 2021. Training verifiers

- to solve math word problems. *arXiv preprint arXiv:2110.14168*.
- Xingyu Dang, Christina Baek, Kaiyue Wen, Zico Kolter, and Aditi Raghunathan. 2025. Weight ensembling improves reasoning in language models. *arXiv preprint arXiv:2504.10478*.
- Chunyuan Deng, Yilun Zhao, Xiangru Tang, Mark Gestein, and Arman Cohan. 2024. [Investigating data contamination in modern benchmarks for large language models](#). In *Proceedings of the 2024 Conference of the North American Chapter of the Association for Computational Linguistics: Human Language Technologies (Volume 1: Long Papers)*, pages 8706–8719, Mexico City, Mexico. Association for Computational Linguistics.
- Aaron Grattafiori, Abhimanyu Dubey, Abhinav Jauhri, Abhinav Pandey, Abhishek Kadian, Ahmad Al-Dahle, Aiesha Letman, Akhil Mathur, Alan Schelten, Alex Vaughan, and 1 others. 2024. The llama 3 herd of models. *arXiv preprint arXiv:2407.21783*.
- Tianyu Han, Lisa C Adams, Jens-Michalis Papaioannou, Paul Grundmann, Tom Oberhauser, Alexander Löser, Daniel Truhn, and Keno K Bressem. 2023. Medalpaca—an open-source collection of medical conversational ai models and training data. *arXiv preprint arXiv:2304.08247*.
- Kaixuan Huang, Jiacheng Guo, Zihao Li, Xiang Ji, Jiawei Ge, Wenzhe Li, Yingqing Guo, Tianle Cai, Hui Yuan, Runzhe Wang, and 1 others. 2025. Mathperturb: Benchmarking llms’ math reasoning abilities against hard perturbations. *arXiv preprint arXiv:2502.06453*.
- Hwiyeol Jo, Joosung Lee, Jaehone Lee, Sang-Woo Lee, Joonsuk Park, and Kang Min Yoo. 2025. Finding answers in thought matters: Revisiting evaluation on large language models with reasoning. *arXiv preprint arXiv:2510.14773*.
- Nikhil Khandekar, Qiao Jin, Guangzhi Xiong, Soren Dunn, Serina Applebaum, Zain Anwar, Maame Sarfo-Gyamfi, Conrad Safranek, Abid Anwar, Andrew Zhang, and 1 others. 2024. Medcalc-bench: Evaluating large language models for medical calculations. *Advances in Neural Information Processing Systems*, 37:84730–84745.
- Woosuk Kwon, Zhuohan Li, Siyuan Zhuang, Ying Sheng, Lianmin Zheng, Cody Hao Yu, Joseph Gonzalez, Hao Zhang, and Ion Stoica. 2023. Efficient memory management for large language model serving with pagedattention. In *Proceedings of the 29th symposium on operating systems principles*, pages 611–626.
- Yiwei Li, Peiwen Yuan, Shaoxiong Feng, Boyuan Pan, Xinglin Wang, Bin Sun, Heda Wang, and Kan Li. 2024. Escape sky-high cost: Early-stopping self-consistency for multi-step reasoning. *arXiv preprint arXiv:2401.10480*.
- Hunter Lightman, Vineet Kosaraju, Yura Burda, Harri Edwards, Bowen Baker, Teddy Lee, Jan Leike, John Schulman, Ilya Sutskever, and Karl Cobbe. 2023. Let’s verify step by step. *arXiv preprint arXiv:2305.20050*.
- Aixin Liu, Bei Feng, Bing Xue, Bingxuan Wang, Bochao Wu, Chengda Lu, Chenggang Zhao, Chengqi Deng, Chenyu Zhang, Chong Ruan, and 1 others. 2024a. Deepseek-v3 technical report. *arXiv preprint arXiv:2412.19437*.
- Yan Liu, Renren Jin, Ling Shi, Zheng Yao, and Deyi Xiong. 2024b. Finemath: A fine-grained mathematical evaluation benchmark for chinese large language models. *ACM Transactions on Asian and Low-Resource Language Information Processing*.
- Swaroop Mishra, Daniel Khashabi, Chitta Baral, and Hannaneh Hajishirzi. 2022. Cross-task generalization via natural language crowdsourcing instructions. In *ACL*.
- Arindam Mitra, Hamed Khanpour, Corby Rosset, and Ahmed Awadallah. 2024. Orca-math: Unlocking the potential of slms in grade school math. *arXiv preprint arXiv:2402.14830*.
- Long Ouyang, Jeffrey Wu, Xu Jiang, Diogo Almeida, Carroll Wainwright, Pamela Mishkin, Chong Zhang, Sandhini Agarwal, Katarina Slama, Alex Ray, and 1 others. 2022. Training language models to follow instructions with human feedback. *Advances in neural information processing systems*, 35:27730–27744.
- Charlie Snell, Jaehoon Lee, Kelvin Xu, and Aviral Kumar. 2024. Scaling llm test-time compute optimally can be more effective than scaling model parameters. *arXiv preprint arXiv:2408.03314*.
- Rohan Taori, Ishaan Gulrajani, Tianyi Zhang, Yann Dubois, Xuechen Li, Carlos Guestrin, Percy Liang, and Tatsunori B. Hashimoto. 2023. Stanford alpaca: An instruction-following llama model. https://github.com/tatsu-lab/stanford_alpaca.
- Kimi Team, Yifan Bai, Yiping Bao, Guanduo Chen, Jiahao Chen, Ningxin Chen, Ruijue Chen, Yanru Chen, Yuankun Chen, Yutian Chen, and 1 others. 2025. Kimi k2: Open agentic intelligence. *arXiv preprint arXiv:2507.20534*.
- Shubham Toshniwal, Ivan Moshkov, Sean Narenthiran, Daria Gitman, Fei Jia, and Igor Gitman. 2024. Openmathinstruct-1: A 1.8 million math instruction tuning dataset. *Advances in Neural Information Processing Systems*, 37:34737–34774.
- Xuezhi Wang, Jason Wei, Dale Schuurmans, Quoc Le, Ed Chi, Sharan Narang, Aakanksha Chowdhery, and Denny Zhou. 2022a. Self-consistency improves chain of thought reasoning in language models. *arXiv preprint arXiv:2203.11171*.
- Xuezhi Wang and Denny Zhou. 2024. Chain-of-thought reasoning without prompting. *Advances in Neural Information Processing Systems*, 37:66383–66409.

- Yizhong Wang, Yeganeh Kordi, Swaroop Mishra, Alisa Liu, Noah A Smith, Daniel Khashabi, and Hannaneh Hajishirzi. 2023a. Self-instruct: Aligning language models with self-generated instructions. In *Proceedings of the 61st annual meeting of the association for computational linguistics (volume 1: long papers)*, pages 13484–13508.
- Yizhong Wang, Swaroop Mishra, Pegah Alipoor-molabashi, Yeganeh Kordi, Amirreza Mirzaei, Anjana Arunkumar, Arjun Ashok, Arut Selvan Dhanasekaran, Atharva Naik, David Stap, and 1 others. 2022b. Super-naturalinstructions: generalization via declarative instructions on 1600+ tasks. In *EMNLP*.
- Zengzhi Wang, Rui Xia, and Pengfei Liu. 2023b. Generative ai for math: Part i—mathpile: A billion-token-scale pretraining corpus for math. *arXiv preprint arXiv:2312.17120*.
- Jason Wei, Maarten Bosma, Vincent Y Zhao, Kelvin Guu, Adams Wei Yu, Brian Lester, Nan Du, Andrew M Dai, and Quoc V Le. 2021. Finetuned language models are zero-shot learners. *arXiv preprint arXiv:2109.01652*.
- Jason Wei, Xuezhi Wang, Dale Schuurmans, Maarten Bosma, Fei Xia, Ed Chi, Quoc V Le, Denny Zhou, and 1 others. 2022. Chain-of-thought prompting elicits reasoning in large language models. *Advances in neural information processing systems*, 35:24824–24837.
- Tianwen Wei, Jian Luan, Wei Liu, Shuang Dong, and Bin Wang. 2023. Cmath: Can your language model pass chinese elementary school math test? *arXiv preprint arXiv:2306.16636*.
- Mingqi Wu, Zhihao Zhang, Qiaole Dong, Zhiheng Xi, Jun Zhao, Senjie Jin, Xiaoran Fan, Yuhao Zhou, Huijie Lv, Ming Zhang, and 1 others. 2025. Reasoning or memorization? unreliable results of reinforcement learning due to data contamination. *arXiv preprint arXiv:2507.10532*.
- Cheng Xu, Nan Yan, Shuhao Guan, Changhong Jin, Yuke Mei, Yibing Guo, and Tahar Kechadi. 2025. [DCR: Quantifying data contamination in LLMs evaluation](#). In *Proceedings of the 2025 Conference on Empirical Methods in Natural Language Processing*, pages 23013–23031, Suzhou, China. Association for Computational Linguistics.
- An Yang, Anfeng Li, Baosong Yang, Beichen Zhang, Binyuan Hui, Bo Zheng, Bowen Yu, Chang Gao, Chengen Huang, Chenxu Lv, and 1 others. 2025a. Qwen3 technical report. *arXiv preprint arXiv:2505.09388*.
- An Yang, Beichen Zhang, Binyuan Hui, Bofei Gao, Bowen Yu, Chengpeng Li, Dayiheng Liu, Jianhong Tu, Jingren Zhou, Junyang Lin, and 1 others. 2024. Qwen2. 5-math technical report: Toward mathematical expert model via self-improvement. *arXiv preprint arXiv:2409.12122*.
- Wenkai Yang, Shuming Ma, Yankai Lin, and Furu Wei. 2025b. Towards thinking-optimal scaling of test-time compute for llm reasoning. *arXiv preprint arXiv:2502.18080*.
- Qingchen Yu, Zifan Zheng, Shichao Song, Zhiyu Li, Feiyu Xiong, Bo Tang, and Ding Chen. 2024. xfinder: Large language models as automated evaluators for reliable evaluation. *arXiv preprint arXiv:2405.11874*.
- Bo-Wen Zhang, Yan Yan, Lin Li, and Guang Liu. 2024. Infinitymath: A scalable instruction tuning dataset in programmatic mathematical reasoning. In *Proceedings of the 33rd ACM International Conference on Information and Knowledge Management*, pages 5405–5409.

A Performance on GSM8K & Math-500

In this section, we report results for additional models not included in the main paper due to space constraints. FigS4, Tab S1 and FigS3 further support our observation that, under zero-shot evaluation, base models often outperform instruction-tuned models.

Model	Math-500		Math Perturb Hard	
	Grader	Math Verify	Grader	Math Verify
Qwen3-14B	78.00	84.40	39.78	68.10
Llama3-70B	59.80	56.80	22.22	26.16
DS-V3.1	95.20	89.40	77.78	77.42
Kimi-K2	94.20	88.60	76.34	64.87

Table S1: Pass@20 on Math-500 vs. Math Perturb Hard

For Math-500 (refer Fig S2), we find that instruction tuning substantially benefits SLMs. However, these gains are not uniform with increasing model scale and diminish for LLMs such as Kimi-K2: 94.2% vs. 93.8%. We also observe substantial evaluator dependent variance on the Math-500 benchmark, as shown in Tab S2, raising reliability concerns over Math-500 reported results.

B Manually Audited Examples on Math-500

We manually audit a subset of examples to investigate both the evaluators: Math Verify and the standard grader. In Figure S1, we show the sensitivity of both graders to output variations of LLM. We note that while some of these errors can be mitigated through simple normalization (e.g., replacing $\backslash\mathrm{dfrac}$ to $\backslash\mathrm{frac}$) of LLM outputs, however, rule-based fixes for corner cases will be inherently limited and cannot exhaustively cover all possible formats in which LLM outputs may be expressed.

Refer to Figure S1, in the first case, the 'Math Verify' grader fails to recognize the equivalence between the display style latex fraction $\backslash\mathrm{dfrac}\{1\}\{4\}$ and the ground truth $\backslash\mathrm{frac}\{1\}\{4\}$, whereas the 'Grader' method successfully handles this syntactic variation. In the second case, both evaluation methods fail when the LLM provides the raw answer 'C' instead of the strictly formatted $\backslash\mathrm{text}\{(C)\}$. This highlights a significant limitation in current automated benchmarks: they frequently prioritize exact string or template matching over mathematical or logical equivalence, leading to an inflation of false negative results and an underestimation of the model's actual reasoning capabilities.

bilities.

C Dataset Statistics

We evaluate models on four publicly available benchmarks: GSM8K (Cobbe et al., 2021), Math-500 (Lightman et al., 2023), MedCalc (Khandekar et al., 2024), and Math Perturb Hard (Huang et al., 2025). For all datasets, we follow the standard evaluation protocols and use the officially released test splits. No additional training, fine-tuning, or validation-based model selection is performed.

Dataset	Domain	Split Used	# Examples
GSM8K	Math (Grade-school)	Test	1,319
Math-500	Math (Advanced)	Test	500
MedCalc	Medical Reasoning	Test	1,000
Math Perturb Hard	Math (Robustness)	Test	279

Table S1: Dataset statistics and evaluation splits

All results reported in the paper are computed on the test sets only. Performance is measured using Pass@ K with $K = 20$, following prior work. For benchmarks with structured or latex heavy outputs, we adopt robust answer extraction strategies as described in the implementation details (Sec E) to ensure consistent evaluation.

D Performance on Distribution Shift: MedCalc and Math Perturb

In addition to the zero-shot results on MedCalc reported in the main paper, we evaluate models under the other two official settings(Khandekar et al., 2024): direct-shot and one-shot CoT settings, and report their results in Tab S3 and Tab S5 respectively. Under direct-shot, base models are found in Tab S4 to again outperform instruction-tuned models across most categories and almost consistently in overall performance (except Qwen3-8B). We also observe that instruction-tuned models benefit substantially from zero-shot CoT prompting (i.e., appending "*Let's think step-by-step*") compared to direct-shot, whereas base models already achieve strong zero-shot performance. This implies that the knowledge required for solving the MedCalc benchmark is largely present in base models, while instruction-tuned models rely more heavily on prompt structure (direct-shot vs zero-shot) and few-shot exemplars.

Math-500 reports strong performance (refer Tab S2) across models, especially for large instruction-tuned models, implying near saturated performance on this benchmark. However, when

evaluated on Math-Perturb (Hard set), which is designed to break solution templates while preserving surface level similarity, all models show substantial performance drop (refer Tab S1). For example, Qwen3-14B drops from 78 to 39.78, and LLaMA3-70B drops from 59.8 to 22.2. These results reinforce our findings that strong performance achieved by instruction-tuned models on standard benchmarks is not robust and reflects limited generalization under distribution shifts. We note that even for top performing instruction-tuned models such as DS-V3.1 (95.2 vs 77.8) and Kimi-K2 (94.2 vs 76.3), high Math-500 accuracy does not reliably transfer to Math-Perturb.

E Implementation Details

In this section, we describe the implementation details. For base models, we employ CoT decoding (Wang and Zhou, 2024) and generate $K (= 20)$ samples to compute Pass@ K metric. Given the two limitations for base models: (i) they are not trained explicitly to follow user instructions and adhere to output formatting, and (ii) recent works in literature has shown that evaluation outcomes can be sensitive to how we extract answers (Jo et al., 2025; Chen et al., 2025a; Yu et al., 2024).

To address this, we employ a lightweight auxiliary LLM to extract the final answer from each generated output. We deliberately choose a SLM (Qwen3-0.6B was used in this study) to keep computational overhead low. This auxiliary LLM acts solely as an information extraction tool and is tasked only with extracting the answer (refer below Auxiliary LLM prompt). Notably, we do not provide the original question to the auxiliary LLM to avoid biasing the base model’s response.

Finally, for all experiments, we deployed the models locally using the vLLM (Kwon et al., 2023) framework on a single compute node equipped with 8x NVIDIA H200 GPUs.

Auxiliary LLM Prompt

You are an information extraction system.

Your task is to read the following text and extract ****only the first final answer found****.

Rules:

1. Output only the first answer in JSON format:
"answer": "<the answer>"
2. If no answer is present, output:
"answer": "none"

3. Ignore everything else in the text, including other questions, answers, or examples.

4. Do not include explanations, quotes, or extra text.

Output must be valid JSON.

For instruction-tuned models, we use repeated sampling with $K = 20$ generations under standard sampling settings, including a maximum token length of 8192 and a temperature of 0.05 (vs 0.0 used by (Yang et al., 2025b)) to introduce stochasticity. Unlike base models, we explicitly prompt instruction-tuned models to produce outputs in a structured JSON format. To handle occasional malformed JSON outputs (such as missing closing braces } or extra opening/closing brace), we apply a JSON repair library¹. In practice, we found this step helpful for reliably recovering valid outputs in non-trivial cases.

Instruction-tuned models Prompt

You are a helpful assistant for solving math problems.

Please think step-by-step to solve the question and then generate the required score.

Your output should only contain a JSON dict formatted as

```
{
  "step_by_step_thinking":
    str(your_thinking_process_to_solve_the_question),
  "answer":
    str(short_and_direct_answer_of_the_question)
}
```

¹https://github.com/mangiucugna/json_repair

**F Figures and Tabular Results on
GSM8K, Math-500 and Math-Perturb
Benchmark**

Model	GSM8K	
	zero-shot CoT	8-shot CoT
Qwen3-0.6B	84.84	85.82
Base	86.50	83.25
Δ	-1.66	2.57
Smollm-3B	72.02	90.07
Base	86.50	93.25
Δ	-14.48	-3.18
Llama-3B	61.86	81.27
Base	56.71	73.92
Δ	5.15	7.35
Qwen3-8B	67.93	96.06
Base	97.65	92.95
Δ	-29.72	3.11
Qwen3-14B	67.02	97.42
Base	97.72	96.21
Δ	-30.70	1.21
Llama3-70B	58.15	91.51
Base	90.82	95.37
Δ	-32.67	-3.86
DS-V3.1	69.90	95.83
Base	96.59	97.12
Δ	-26.69	-1.29
Kimi-K2	67.63	95.83
Base	98.86	97.88
Δ	-31.23	-2.05

Table S1: Pass@20 results for benchmark GSM8K: Zero-shot and 8-shot CoT

Model	Evaluation Method	
	Grader	Math Verify
Qwen3-0.6B	78.00	79.00
Base	75.00	73.80
Δ	3.00	5.20
Smollm-3B	86.20	81.80
Base	72.00	70.20
Δ	14.20	11.60
Llama-3B	67.20	64.20
Base	29.00	33.60
Δ	38.20	30.60
Qwen3-8B	73.40	83.00
Base	85.80	83.00
Δ	-12.40	0.00
Qwen3-14B	78.00	84.40
Base	88.80	85.20
Δ	-10.80	-0.80
Llama3-70B	59.80	56.80
Base	52.60	53.20
Δ	7.20	3.60
DS-V3.1	95.20	89.40
Base	89.80	86.00
Δ	5.40	3.40
Kimi-K2	94.20	88.60
Base	93.80	89.00
Δ	0.40	-0.40

Table S2: Pass@20 on Math-500 using different evaluators: Math grader, Math Verify.

Question: A point (x,y) is randomly selected such that $0 \leq x \leq 8$ and $0 \leq y \leq 4$. What is the probability that $x+y \leq 4$? Express your answer as a common fraction.

Ground Truth: $\frac{1}{4}$

LLM Output:
 $\frac{1}{4}$

Automatic Evaluators

Grader: Correct

Math Verify: False

Question: For a constant c , in cylindrical coordinates (r,θ,z) , find the shape described by the equation $z = c$
(A) Line (B) Circle (C) Plane (D) Sphere (E) Cylinder (F) Cone

Enter the letter of the correct option.

Ground Truth: C

LLM Output: C

Automatic Evaluators

Grader: False

Math Verify: False

Figure S1: Manually verified examples for Math-500 test set, showing how inconsistent both the grader and math verify are.

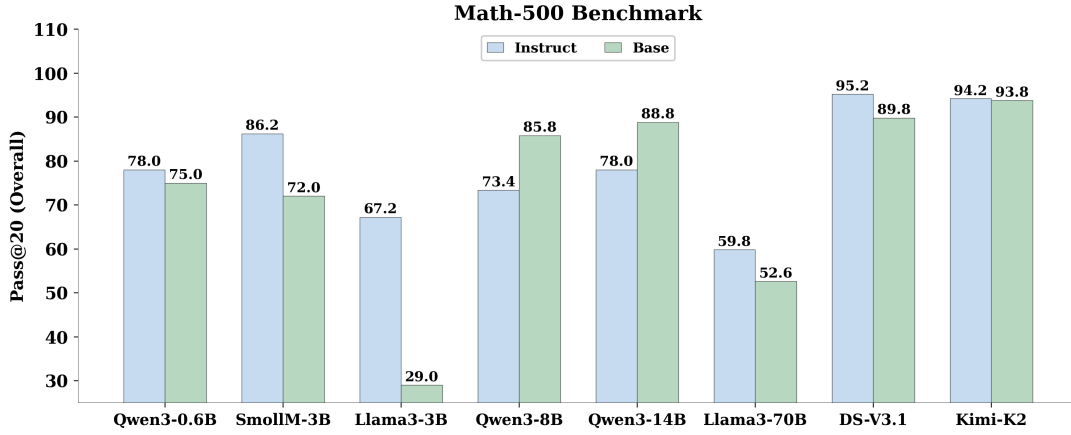


Figure S2: Base models versus Instruct models on Math-500 benchmark.

Model / Setting	Lab	Risk	Physical	Severity	Diagnosis	Date	Dosage	Overall
Qwen3-0.6B	11.93	37.08	30.00	18.75	73.33	16.67	7.50	25.98
Base	30.28	65.83	36.67	48.75	93.33	5.00	10.00	42.69
Δ	-18.35	-28.75	-6.67	-30.00	-20.00	11.67	-2.50	-16.71
SmollM-3B	22.02	45.83	48.75	37.50	73.33	6.67	25.00	36.96
Base	54.74	62.50	85.42	46.25	81.67	28.33	27.50	61.89
Δ	-32.72	-16.67	-36.67	-8.75	-8.34	-21.66	-2.50	-24.93
Llama3-3B	18.65	13.75	19.58	17.50	13.33	3.33	10.00	16.14
Base	54.74	62.50	86.25	46.25	81.67	28.33	27.50	62.08
Δ	-36.09	-48.75	-66.67	-28.75	-68.34	-25.00	-17.50	-45.94
Qwen3-8B	56.57	46.67	77.92	25.00	51.67	61.67	22.50	55.49
Base	34.86	64.17	75.83	37.50	88.33	10.00	15.00	52.05
Δ	21.71	-17.50	2.09	-12.50	-36.66	51.67	7.50	3.44
Qwen3-14B	57.80	53.33	83.33	33.75	76.67	41.67	37.50	60.17
Base	62.69	65.00	93.33	51.25	90.00	60.00	45.00	70.11
Δ	-4.89	-11.67	-10.00	-17.50	-13.33	-18.33	-7.50	-9.94
Llama3-70B	19.27	16.67	33.33	13.75	36.67	13.33	10.00	21.78
Base	43.12	49.17	76.67	40.00	83.33	5.00	32.50	51.67
Δ	-23.85	-32.50	-43.34	-26.25	-46.66	8.33	-22.50	-29.89
DS-V3.1	38.53	25.83	60.42	25.00	40.00	56.67	42.50	40.88
Base	55.68	56.89	83.27	40.00	68.33	71.67	60.00	62.99
Δ	-17.15	-31.06	-22.85	-15.00	-28.33	-15.00	-17.50	-22.11
Kimi-K2	34.25	25.42	61.67	18.75	41.67	26.67	52.50	38.01
Base	61.47	77.92	94.58	65.00	96.67	68.33	80.00	76.22
Δ	-27.22	-52.50	-32.91	-46.25	-55.00	-41.66	-27.50	-38.21

Table S3: Pass@20 on MedCalc (direct-shot CoT). Δ shows the improvement of instruction-tuned over base models; red indicates higher base-model performance, while green indicates higher instruction-tuned performance. The base models outperform instruction-tuned variants across most categories.

Model / Setting	Lab	Risk	Physical	Severity	Diagnosis	Date	Dosage	Overall
Qwen3-0.6B	15.60	39.17	40.00	25.00	60.00	28.33	10.00	30.37
Base	30.28	65.83	36.67	48.75	93.33	5.00	10.00	42.69
Δ	-14.68	-26.66	3.33	-23.75	-33.33	23.33	0.00	-12.32
SmollM-3B	25.99	40.83	57.08	37.50	70.00	20.00	17.50	39.26
Base	54.74	62.50	85.42	46.25	81.67	28.33	27.50	61.89
Δ	-28.75	-21.67	-28.34	-8.75	-11.67	-8.33	-10.00	-22.63
Llama3-3B	26.30	35.83	27.50	27.50	53.33	8.33	15.00	28.94
Base	54.74	62.50	86.25	46.25	81.67	28.33	27.50	62.08
Δ	-28.44	-26.67	-58.75	-18.75	-28.34	-20.00	-12.50	-33.14
Qwen3-8B	57.49	50.83	76.25	28.75	55.00	60.00	25.00	56.83
Base	34.86	64.17	75.83	37.50	88.33	10.00	15.00	52.05
Δ	22.63	-13.34	0.42	-8.75	-33.33	50.00	10.00	4.78
Qwen3-14B	61.47	53.75	83.33	31.25	65.00	41.67	27.50	60.17
Base	62.69	65.00	93.33	51.25	90.00	60.00	45.00	70.11
Δ	-1.22	-11.25	-10.00	-20.00	-25.00	-18.33	-17.50	-9.94
Llama3-70B	38.53	35.00	69.17	23.75	66.67	35.00	35.00	44.89
Base	43.12	49.17	76.67	40.00	83.33	5.00	32.50	51.67
Δ	-4.59	-14.17	-7.50	-16.25	-16.66	30.00	2.50	-6.78
DS-V3.1	69.42	55.00	81.67	58.75	66.67	41.67	55.00	65.81
Base	55.68	56.89	83.27	40.00	68.33	71.67	60.00	62.99
Δ	13.74	-1.89	-1.60	18.75	-1.66	-30.00	-5.00	2.82
Kimi-K2	72.17	64.58	88.75	48.75	68.33	46.67	55.00	70.11
Base	61.47	77.92	94.58	65.00	96.67	68.33	80.00	76.22
Δ	10.70	-13.34	-5.83	-16.25	-28.34	-21.66	-25.00	-6.11

Table S4: Pass@20 on MedCalc (zero-shot CoT). Δ shows the improvement of instruction-tuned over base models; red indicates higher base-model performance, while green indicates higher instruction-tuned performance. The base models outperform instruction-tuned variants across most categories.

Model / Setting	Lab	Risk	Physical	Severity	Diagnosis	Date	Dosage	Overall
Qwen3-0.6B	50.46	47.92	88.33	27.50	80.00	53.33	7.50	57.02
Base	34.86	64.17	75.83	37.50	88.33	10.00	15.00	52.05
Δ	15.60	-16.25	12.50	-10.00	-8.33	43.33	-7.50	4.97
SmollM-3B	52.60	32.92	54.58	26.25	56.67	30.00	7.50	43.74
Base	30.28	57.08	52.92	46.25	83.33	20.00	17.50	44.79
Δ	22.32	-24.16	1.66	-20.00	-26.66	10.00	-10.00	-1.05
Llama3-3B	46.48	22.92	37.08	25.00	46.67	20.00	15.00	34.57
Base	42.20	51.67	52.92	37.50	81.67	20.00	15.00	46.42
Δ	4.28	-28.75	-15.84	-12.50	-35.00	0.00	0.00	-11.85
Qwen3-8B	70.34	52.92	97.92	27.50	68.33	76.67	22.50	67.81
Base	76.15	67.08	90.83	52.50	91.67	40.00	22.50	72.40
Δ	-5.81	-14.16	7.09	-25.00	-23.34	36.67	0.00	-4.59
Qwen3-14B	83.79	60.42	97.92	45.00	76.67	75.00	42.50	76.22
Base	85.32	68.33	96.25	61.25	90.00	60.00	37.50	79.08
Δ	-1.53	-7.91	1.67	-16.25	-13.33	15.00	5.00	-2.86
Llama3-70B	47.71	27.08	61.25	25.00	48.33	31.67	22.50	42.50
Base	54.74	66.25	73.33	52.50	90.00	41.67	25.00	61.60
Δ	-7.03	-39.17	-12.08	-27.50	-41.67	-10.00	-2.50	-19.10
DS-V3.1	82.57	60.83	95.42	50.00	73.33	51.67	57.50	74.79
Base	82.87	71.25	96.25	62.50	91.67	60.00	32.50	78.99
Δ	-0.30	-10.42	-0.83	-12.50	-18.34	-8.33	25.00	-4.20
Kimi-K2	80.12	59.58	97.08	51.25	65.00	73.33	52.50	74.79
Base	88.69	87.92	98.75	85.00	100.00	75.00	62.50	89.40
Δ	-8.57	-28.34	-1.67	-33.75	-35.00	-1.67	-10.00	-14.61

Table S5: Pass@20 on MedCalc (one-shot CoT). Δ shows the improvement of instruction-tuned over base models; red indicates higher base-model performance, while green indicates higher instruction-tuned performance. The base models outperform instruction-tuned variants across most categories.

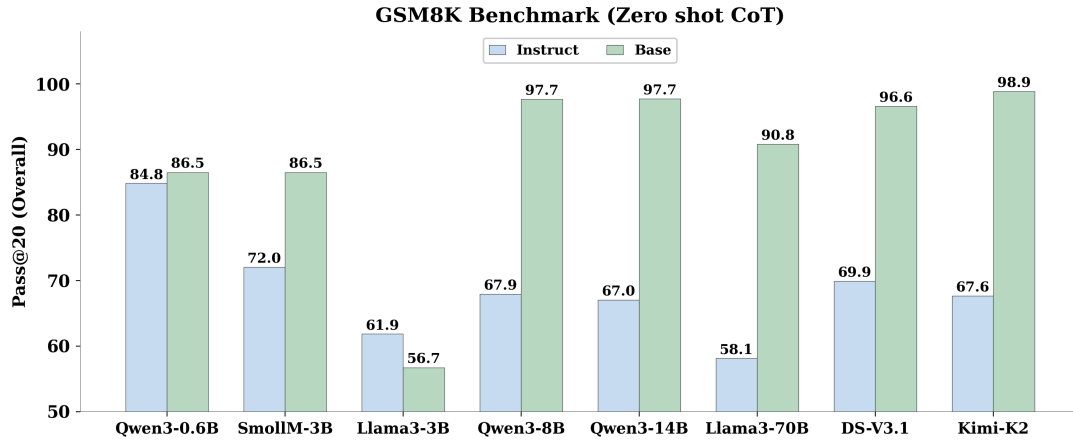


Figure S3: Base models versus Instruct models on GSM8K benchmark under zero-shot CoT setting

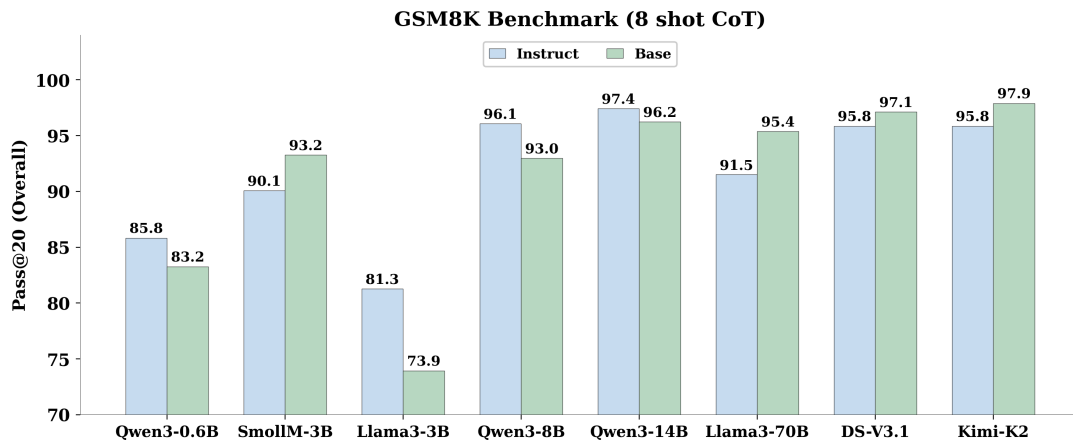


Figure S4: Base models versus Instruct models on GSM8K benchmark under 8-shot CoT setting