

SUTRADHARA : An Intelligent Orchestrator-Engine Co-design for Tool-based Agentic Inference

Anish Biswas¹, Kanishk Goel¹, Jayashree Mohan¹, Alind Khare²,
Anjaly Parayil², Ramachandran Ramjee¹, Chetan Bansal²
¹Microsoft Research ²M365 Research

Abstract

Agentic applications are LLM that iteratively invoke external tools to accomplish complex tasks. [28, 30] Such tool-based agents are rapidly becoming the dominant paradigm for deploying language models in production. Unlike traditional single-turn inference, agentic workloads chain together multiple LLM calls and tool executions before producing a final response, creating a new performance bottleneck that manifests as increased latency in First Token Rendered (FTR) of the final answer. Through analysis of synthetic requests at production scale, we reveal three critical challenges: tool calls account for 30-80% of FTR latency, KV cache hit rates collapse despite substantial context reuse across iterations [10, 31], and sequential orchestration wastes potential intra-request parallelism by sequentially executing LLM calls and tools. These bottlenecks stem from a design gap in which orchestrators and LLM engines operate as decoupled black boxes, preventing cross-layer optimizations.

We present SUTRADHARA, a co-designed agentic inference system that integrates orchestration with LLM serving through a thin API enabling three optimizations: overlap tool execution with subsequent LLM prefill using tool-aware prompt splitting, streaming tool execution to dispatch tools incrementally during decode rather than waiting for complete output, and orchestrator-aware cache management that uses semantic hints to improve hit rates and reduce thrashing. Implemented on vLLM, SUTRADHARA reduces median FTR latency by 15% and end-to-end latency by 10% across workloads on A100 GPUs, demonstrating that co-design can systematically tame latency in agentic systems.

1 Introduction

Large language models have rapidly evolved from research prototypes to production systems powering mission-critical applications. While early deployments focused on simple query-response patterns, modern LLM applications increasingly adopt agentic architectures—autonomous systems that

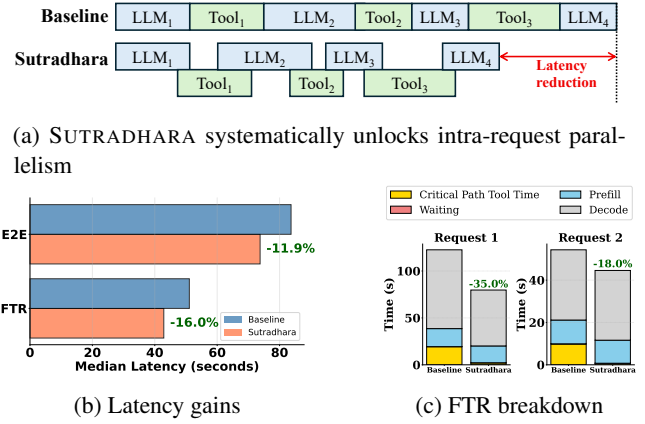


Figure 1: SUTRADHARA reduces FTR and e2e latency (by 15% and 10% respectively across the trace) by systematically parallelizing the execution of LLM and tools, along with workload-aware KV eviction. For two random requests in the trace, these techniques reduce FTR by 18 – 35%.

iteratively invoke LLMs and external tools to accomplish complex tasks. These systems represent a fundamental shift in how we deploy LLMs. Rather than treating models as stateless oracles that answer isolated queries, agentic architectures enable LLMs to reason, plan, and interact with the external world through iterative tool use [17, 30].

However, this architectural shift introduces a critical performance challenge that existing LLM serving infrastructure fails to address: latency explosions in user-perceived response times. Traditional LLM serving systems optimize for Time-To-First-Token (TTFT) and inter-token latency, treating each inference request as an independent unit of work. In contrast, agentic applications chain together multiple LLM calls and tool invocations in iterative loops before producing a final response. User-perceived latency—measured as First Token Rendered (FTR) of the final answer encompasses not just a single LLM forward pass, but the cumulative latency of multiple LLM calls interspersed with tool executions until the first

user-visible token is generated. In production systems, FTR latency can span seconds or even tens of seconds severely degrading user experience.

To understand these challenges systematically, we conduct the first large-scale empirical study of agentic inference performance using synthetic traces from production workloads in a large cloud provider. Our analysis reveals three critical insights that challenge conventional assumptions about LLM serving bottlenecks. (1) *Tool execution dominates tail latency*, accounting for 30-80% of FTR latency while individual tool calls can exceed LLM prefill time. While LLM prefill and decode have been the traditional focus of optimization efforts [3, 10–12, 16], we find that tool calls—often dismissed as "thin" external I/O operations—could be a major component of FTR latency. (2) *Sequential orchestration leaves parallelism unexploited*, as 60-80% of each iteration’s prefill is tool-independent yet current systems wait for all tool outputs before beginning the next iteration; similarly tools are executed only after LLM decodes complete, while it is possible to stream tool executions as decode progresses. (3) *KV cache thrashing destroys reuse opportunities* despite substantial context reuse, as workload-agnostic LRU eviction thrashes shared prefixes when multiple agentic requests execute concurrently.

These findings point to a fundamental architectural mismatch: **orchestrators and LLM engines operate as decoupled black boxes**, communicating only through opaque request-response interfaces. The orchestrator has knowledge of iteration structure, tool dependencies, and prompt composition, while the engine controls scheduling, batching, and KV cache management. Neither layer leverages information from the other to make globally optimal decisions. Breaking this abstraction barrier is essential to addressing agentic workload bottlenecks.

We present SUTRADHARA, a co-designed agentic inference system that tightly integrates orchestration logic with LLM engine scheduling through a thin, principled API. SUTRADHARA enables three key optimizations: (1) parallel execution through prompt splitting, where iteration $i + 1$ speculatively begins prefill using tool-independent context while iteration i ’s tools execute, then incrementally extends the prefill when tool outputs arrive; (2) streaming tool dispatch during decode, where a streaming JSON parser identifies complete tool call objects as they are decoded and dispatches them immediately rather than waiting for full decode completion; and (3) orchestrator-aware cache management, where semantic metadata tags and reuse hints guide a priority-aware eviction policy that retains high-value blocks while evicting transient content, combined with request-aware scheduling that prioritizes completing in-flight requests. Figure 1 shows how intra request parallelism enables SUTRADHARA to achieve significant latency reduction of upto 35% per request.

We implement SUTRADHARA as an asynchronous event-driven orchestrator built on top of vLLM v0.11.0, with targeted modifications to the v1 scheduler totaling fewer than

3500 lines of code. The orchestrator-engine interface consists of five new API calls (§4.1) that enable hint passing, parallel execution coordination, and cache metadata communication. Our implementation requires no changes to model architectures, training procedures, or inference kernels. We evaluate SUTRADHARA across A100-80GB GPUs using synthetic traces from production on Qwen3-14B. Compared to the vLLM baseline, SUTRADHARA reduces median FTR latency by 15% while improving end-to-end latency by 10% without degrading throughput.

In summary, this paper makes the following contributions:

- **Empirical characterization.** First large-scale analysis of agentic inference workloads, identifying tool execution variance, sequential bottlenecks, and cache thrashing as dominant sources of tail FTR latency (§3).
- **Co-designed architecture.** We propose SUTRADHARA, an orchestrator-engine codesign, with three novel techniques; prompt splitting with tool execution overlap, streaming tool dispatch, and semantic cache management that exploits agentic request structure (§4).
- **Implementation and evaluation.** We implement SUTRADHARA on vLLM with minimal invasiveness and demonstrate 15% median FTR reduction and 10% overall latency improvements across diverse models and workloads on a A100-GPU cluster (§5).

2 Background

2.1 Agentic Inference

Agentic inference represents a fundamental departure from traditional single-turn LLM inference. In standard LLM serving, a user submits a query, the model performs a single forward pass (prefill followed by autoregressive decode), and returns a complete response. The serving system optimizes for metrics like Time-To-First-Token (TTFT) and per-token decode latency, treating each request as an isolated, stateless computation. Agentic inference, by contrast, enables LLMs to interact with external tools and APIs through iterative execution loops. Rather than producing a final answer in one shot, the LLM reasons about a task, decides which tools to invoke, examines their outputs, and continues this process until reaching a satisfactory answer.

2.2 Agentic inference serving framework

Figure 2 illustrates the standard architecture for agentic inference serving, consisting of three primary components that interact through well-defined interfaces.

LLM Serving Engine. The engine handles low-level inference execution—batching requests, managing GPU memory, scheduling prefill and decode operations, and maintaining

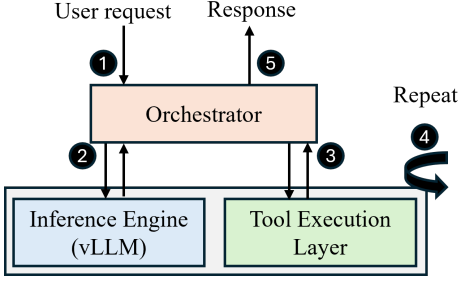


Figure 2: Workflow: (1) User request arrives; (2) Orchestrator sends LLM query and receives response; (3) Tools optionally invoked based on response; (4) Iterative loop of LLM and tools; (5) Final user-visible response returned.

the KV cache for attention computation. Modern production systems use frameworks like vLLM [10] or SGLang [31], which implement optimizations such as continuous batching, PagedAttention, and prefix caching. The engine exposes a request-response API where clients submit prompts and receive generated token sequences. Importantly, the engine treats each LLM call as independent—it has no visibility into whether a request is part of an agentic workflow, which iteration it belongs to, or what dependencies exist across iterations.

Orchestrator. The orchestrator implements the control logic for agentic execution. Built as an asynchronous event-driven system (typically using Python’s `asyncio` or similar frameworks), it manages the iterative loop: constructing prompts from conversation history and tool outputs, dispatching LLM calls to the engine, parsing structured outputs to extract tool specifications, invoking tools through their respective APIs, and tracking iteration state. The orchestrator maintains rich semantic knowledge about request structure—which prompt sections depend on tool outputs, which tools are executing and their expected latencies, and how context accumulates across iterations. However, this knowledge remains isolated within the orchestrator and is not communicated to the engine.

Tool Execution Layer. Tools are services accessed through APIs, libraries, or sandboxed execution environments [24]. Common tools include web search, code execution, file system operations, and API calls to third-party services. Tools execute asynchronously and independently; when multiple tools are invoked in the same iteration, they run in parallel [8]. Tool execution time varies dramatically based on query complexity, external service load, and network conditions, ranging from milliseconds to seconds.

Multi-iteration execution structure. An agentic request consists of multiple iterations, where each iteration i follows a structured pattern:

1. **LLM Call:** The orchestrator submits a prompt to the LLM engine containing system instructions, conversation history, and (for $i > 1$) outputs from previous tool

calls. The engine performs `prefill` to process the prompt, then generates tokens autoregressively during `decode`. For the intermediate iterations, the `decode` output specifies which tools to invoke, typically formatted as structured JSON. For the final iteration, the `decode` output is the user-facing final response of the agentic request.

2. **Tool execution :** The orchestrator parses the tool specifications and dispatches each tool for execution. Each iteration can dispatch multiple tools, that may execute independently and finish at different times.

Sequential execution. Current agentic systems enforce a strict sequential execution between `prefills`, `decodes`, and tool calls in each iteration and across iterations. Our analysis shows that there scope to enable intra-request parallelism across iteration boundaries, thereby optimizing request completion latencies.

3 Analysis

This section presents the agentic workload characterization that highlights bottlenecks in orchestration and KV cache behavior. We conclude with design requirements for an optimized system.

3.1 Trace collection

Agentic Platform. To understand the performance characteristics of agentic inference in production environments [9], we analyze workloads from a major cloud provider’s internal agentic platform deployed across thousands of enterprise customers. This platform provides a general-purpose orchestration framework that manages iterative LLM-tool execution loops. It dispatches requests to a heterogeneous fleet of LLM serving endpoints and coordinates calls to an extensible tool registry containing 20+ integrated services including web search APIs, code execution, internal knowledge bases, and third-party SaaS integrations. The orchestrator implements a standard agentic execution pattern: issue an LLM request with available tools, parse structured output to identify tool calls, execute tools and collect outputs, append results to context, and iterate until the LLM produces a final response. The orchestrator could modify instructions and system prompts in any iteration depending on the set of tool calls made. This architecture is representative of popular agentic systems including LangChain [2], AutoGen [18], and proprietary enterprise frameworks.

Workload Generation. We analyze synthetic workloads generated on this platform as it contains complete information including actual prompt tokens, which are unavailable for customer-facing queries. The synthetic workloads are created through an automated pipeline that first provision test

users along with their synthetically generated enterprise context, including files, chats, and calendar events. From these users, structured sets of evaluation queries are executed on the platform, each designed to replicate realistic tasks such as document retrieval, summarization, and information search. By modeling authentic workflows and entity relationships, the synthetic workload environment closely mirrors production scenarios. We also validate all the observations gained from synthetic workloads against customer-facing production workload as well. We analyze a total of 6000 agentic requests across different user categories in this synthetic trace.

3.2 Analysis methodology

3.2.1 Trace-driven replay methodology

To analyze synthetic production workloads while preserving proprietary datasets and tools, we develop a trace-driven replay framework built on vLLM v1. Our approach reconstructs the agentic execution pattern from production traces without requiring access to proprietary tool implementations or sensitive data. The production traces contain iteration-level information including prompt content and token counts, tool call specifications, tool execution latencies, and decode lengths. We build a custom orchestrator that replays these traces by issuing LLM requests to a model of our choice (Qwen3-14B [7] in this analysis) with the recorded prefill tokens and generating the decode tokens as in the trace’s decode lengths, faithfully reproducing the original execution structure.

Since we lack access to production tool implementations, we simulate tool execution latencies using a proportional scaling approach. For each request in the original trace, we compute the ratio of LLM execution time to tool execution time per iteration. During replay, we scale the simulated tool execution time based on this ratio and the actual LLM execution time observed in our replay environment. This ensures that as LLM execution varies across different hardware or model configurations, tool latencies adjust proportionally to maintain the original temporal characteristics and latency composition of the workload. The output of the tool call is used as recorded in the production traces. We present latency and cache pattern results from replaying a subset of 60 requests on a single A100-80GB GPU using Qwen3-14B.

3.3 Metrics and Definitions

First Token Rendered (FTR). *FTR* is defined as the elapsed time from user request submission to the rendering of the *first token* of the final user-visible response.

Iteration depth. Number of LLM calls in a single agentic request.

Tool Call Fan-Out. Number of tool invocations *per iteration*.

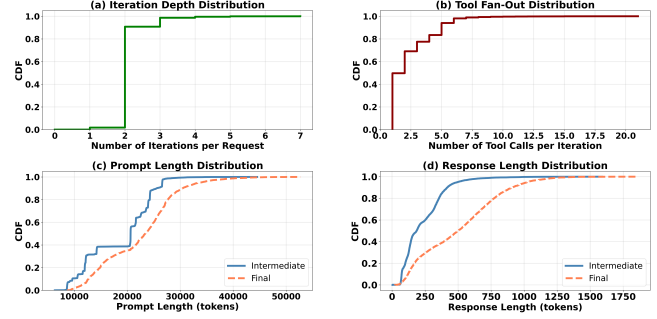


Figure 3: Statistics of the agentic trace in production

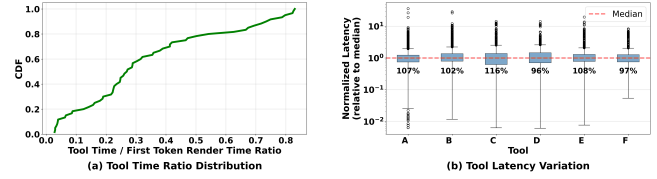


Figure 4: Tool call execution dynamics

3.4 Trace statistics

We first present the overall trace characteristics. For each request, we categorize the number of LLM iterations into two types; intermediate iterations that perform tool invocations and a final iteration that generates the user visible response and doesn’t result in any tool calls. Figure 3 presents the overall trace characteristics (a) the distribution of iteration depth per request (b) tool call fan out per iteration, (c) prefill length distribution and (d) generated token distribution by iteration type. A median agentic request issues about 2 LLM iterations, one intermediate and one final, while in the tail, the iteration depth goes upto 7. Similarly, the per iteration tool call fan out is 2 in the median case, but some iterations could have as high as 20 tool calls made in a single iteration. The median prompt length across intermediate and final iterations is about 20K tokens, while the tail could be 2x higher. Majority of the context is system prompt (that could vary depending on the iteration and tools invoked in the previous iteration), and tool-specific instructions and formatting metadata. However, the median generated tokens for intermediate iterations is about 5x lower than the final iteration; this makes the intermediate iterations more prefill-bound, while the final iteration to be decode bound in our experiments.

3.5 Trace-driven analysis

Below we present our findings when replaying a subset of 60 requests from this trace on Qwen3-14B on a A100 GPU.

Finding 1 : Tool call execution dominates the tail FTR.

Figure 4a presents the cumulative distribution of tool execution time as a fraction of total FTR latency across our workload. While the median request spends only 27% of its

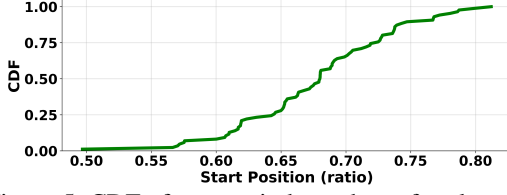


Figure 5: CDF of prompt independent of tool output

FTR latency executing tools (with the remaining 73% spent in LLM prefill and decode), the tail exhibits dramatically different behavior. At the 90th percentile, tool execution accounts for 68% of FTR latency, climbing to 83% at the 99th percentile. This tail dominance contradicts the conventional assumption that tool calls are lightweight I/O operations contributing marginally to end-to-end latency [11, 16].

Our analysis also reveals that there is a huge variance in tool execution time. Figure 4b plots the normalized tool latency distribution for top 7 tools in production. As can be seen from the graph, the coefficient of variance for most of these tools is above a 100% indicating huge variance in execution time, which is typically a function of query complexity, contention, size of data to search across in tools like search etc. This makes tool execution time inherently unpredictable, making tool-execution time aware KV caching strategies impractical [11].

The magnitude of tool execution time presents a clear optimization opportunity. Even partially overlapping tool execution with subsequent LLM computation could yield significant latency reductions. However, exploiting this opportunity requires tight coordination between the orchestrator and LLM engine, which is a capability fundamentally absent in current black-box architectures where components communicate solely through request-response interfaces.

Finding 2 : Sequential Orchestration Leaves Substantial Parallelism Unexploited. Current orchestrators enforce strict sequential execution within each agentic request: iteration i completes LLM decode, all tool calls execute to completion, all tool outputs return, and only then does iteration $i + 1$ begin prefill. This pipeline unnecessarily serializes the three phases – prefill, decode, and tool execution that could potentially overlap. We identify two specific sources of unexploited parallelism that stem from this rigid sequencing.

- **Opportunity 1: Prefill-tool overlap.** Figure 5 analyzes prompt composition across iterations, measuring the fraction of each prompt consisting of tool-independent content versus tool-dependent outputs. We observe that 50–80% of iteration $i + 1$ ’s prompt is available when iteration i finishes decode. System instructions, conversation history, and templates don’t depend on tool outputs. Only the final 20-50% needs tool results. This creates a natural split point. The orchestrator could start prefill on the part of the prompt independent of tool outputs while

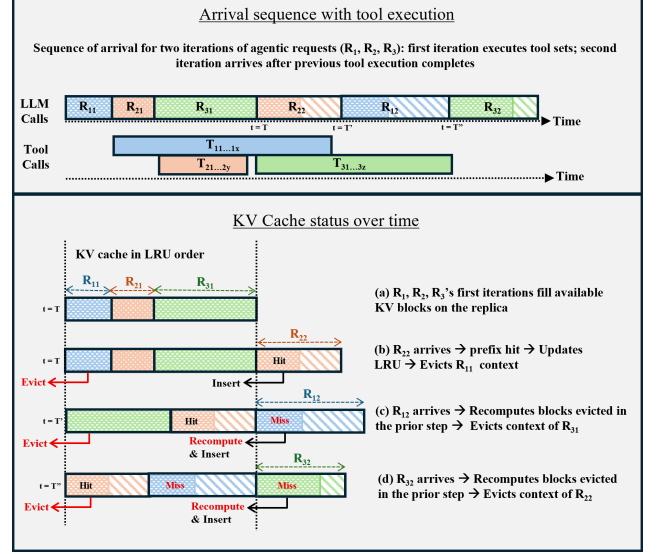


Figure 6: Thrashing due to workload-agnostic KV eviction policy

tools execute. Once tool outputs arrive, extend the prefill incrementally.

- **Opportunity 2 : Decode-tool overlap.** LLMs generate tool calls as JSON: [{"tool": "search", "query": "...", "tool": "python_execution", "query": "..."}]. Current orchestrators wait for the entire array before dispatching tools. But once the first JSON object completes (closing `}`), that tool can execute immediately, allowing for streaming tool execution as decodes progress.

Finding 3 : KV Cache Thrashing Lowers Prefix Reuse.

Agentic requests exhibit significant context reuse both across iterations within a request, as well as across requests that make similar tool calls. Across iterations, conversation history accumulates, whereas system prompts and instruction templates to consume tool output depend on tool call made in the prior iteration; such system prompts could be shared across requests that make similar tool calls. Standard prefix caching mechanisms should enable high cache hit rates by reusing these shared prefixes. However, we observe systematic cache thrashing that severely degrades performance under concurrent agentic workload execution.

Root cause: Workload-agnostic LRU eviction. Popular serving platforms like vLLM and SGLang employ Least Recently Used (LRU) eviction policies that treat all cached KV blocks identically, lacking awareness of agentic request structure and iteration boundaries. To understand the thrashing behavior, consider three concurrent agentic requests R_1 , R_2 , and R_3 executing as shown in Figure 6. Each request performs two iterations, where the first iteration generates tool calls (denoted $T_{i1..1x}$, $T_{i1..2y}$, $T_{i1..3z}$ for requests R_i) and the second iteration can only begin after the previous iteration’s tool

execution completes.

At time $t = T$, all three requests complete their first LLM calls (R_{11} , R_{21} , R_{31}) and their KV blocks fill the available cache capacity in LRU order (Figure 6(a)). When R_2 's second iteration (R_{22}) arrives at $t = T'$, it gets a prefix cache hit from R_{21} . However, inserting R_{22} 's new KV blocks causes LRU to evict R_{11} 's context (Figure 6(b)). Subsequently, when R_{12} arrives at $t = T''$, it must recompute the evicted blocks from R_{11} , which in turn triggers eviction of R_{31} 's context (Figure 6(c)). This cascading pattern continues as R_{32} arrives at $t = T'''$ and must recompute R_{31} 's evicted blocks, further evicting R_{22} 's context (Figure 6(d)). The fundamental issue is that LRU evicts based solely on recency, ignoring the fact that R_{11} , R_{21} , and R_{31} represent first iterations whose contexts will be imminently reused by second iterations currently blocked on tool execution. We can use workload-specific eviction hints to preferentially evict the section of KV cache that has less likelihood of reuse. We explain this design in detail in (§4.4).

Note that in the context of this work, we assume only HBM caching; hence eviction results in recomputation of the evicted KV blocks. Alternately, we could offload these KV blocks to secondary storages like CPU using systems like LMCache [6] or Mooncake [25]. In such scenarios, all the ideas we discuss here still applies in the context of prefetching the right blocks from storage as there is a latency hierarchy between HBM and the storage media.

3.5.1 Summary

Our three key findings reveal a fundamental architectural problem: current agentic systems suffer from a **lack of co-design between the orchestrator and LLM inference engine**. Today's architectures treat these components as independent black boxes that communicate solely through opaque request-response interfaces. The orchestrator dispatches individual LLM calls and waits for complete responses before proceeding, while the engine treats each request as an isolated inference job with no awareness of its role in a multi-iteration agentic workflow. This decoupling prevents both layers from exploiting information that could enable critical optimizations.

4 SUTRADHARA : Design and Implementation

This section presents the design and implementation of SUTRADHARA, our co-designed agentic inference system that tightly integrates orchestration logic with LLM engine scheduling. We describe three core optimizations: (a) parallel execution of prefill and tool calls through prompt splitting, (b) streaming tool dispatch during decodes, and (c) workload-aware KV cache management and scheduling.

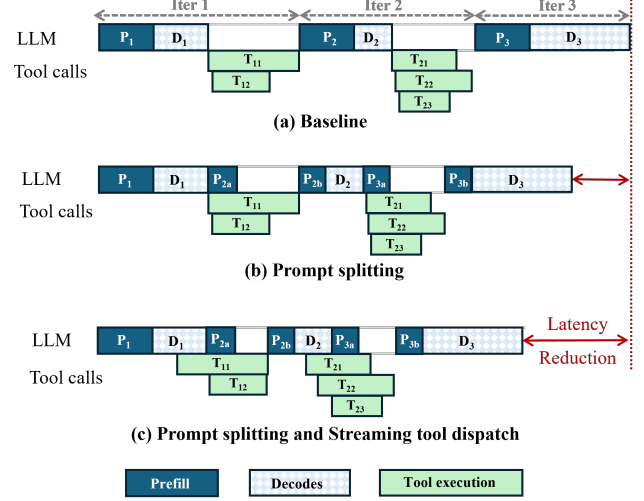


Figure 7: Intra-request parallel execution in SUTRADHARA

4.1 Overview

SUTRADHARA extends the standard LLM serving architecture with a thin coordination layer that enables the orchestrator to communicate semantic hints about agentic request structure to the engine. As before, the orchestrator maintains knowledge of iteration boundaries, prompt composition, and tool dependencies, while the engine controls scheduling, batching, and KV cache management. However, through five new API calls shown in Table 1, the orchestrator guides engine decisions without requiring model-level modifications.

4.2 Parallel execution via prompt splitting

Our analysis revealed that 50-80% of iteration $i + 1$'s prompt is available immediately when iteration i completes decode, yet current systems wait for all tool outputs before beginning any prefill computation. This sequential execution leaves substantial parallelism unexploited. However, naively starting prefill before tool outputs arrive introduces two challenges: (1) correctness: the engine must know where to splice tool outputs into the partial prompt, and (2) efficiency: the engine must retain the prefilled KV cache while tools execute, potentially for hundreds of milliseconds, without premature eviction.

Figure 7 illustrates our approach across three iterations of an agentic request. Each iteration consists of prefill (P_i) and decodes (D_i), followed by tool executions (T_{ij} for tool j in iteration i). Figure 7a is the baseline sequential execution done by systems today; iteration 1 completes decodes D_1 , all the tool executions T_{11} , T_{12} and then iteration 2 begins prefill P_2 . This pattern repeats for subsequent iterations. The LLM engine schedules iterations from other agentic requests in the idle time between tool calls to keep GPU occupied, executing individual LLM calls in the order in which they

API Call	Purpose	Enables Optimization
<i>submit_partial_prefill()</i>	Submit tool-independent prompt slice	Parallel execution: Engine begins prefill while tools execute, avoiding sequential bottleneck
<i>extend_prefill()</i>	Append tool outputs to pinned partial prefill context	Parallel execution: Complete iteration after tool results arrive without recomputing prefix
<i>register_streaming_callback()</i>	Receive partial decode outputs token-by-token	Streaming dispatch: Orchestrator parses and dispatches tools as soon as complete JSON objects are decoded
<i>tag_kv_blocks()</i>	Annotate cached KV blocks with semantic hints (e.g., "system_prompt", "response")	Cache management: Enable workload-aware eviction policies that retain high-value prefixes
<i>set_reuse_priority()</i>	Set priorities among kv blocks for pinning	Cache management: Prevent thrashing by pinning contexts that will be imminently reused after tool execution

Table 1: Co-design API extensions that enable orchestrator-engine coordination.

arrive at the engine, creating long intra-request sequential chains of execution.

Prompt splitting as demonstrated in Figure 7b breaks this sequential dependency by partitioning prompts into tool-independent and tool-dependent slices:

1. **Slice identification:** When the iteration i completes decodes and generates tool calls, the orchestrator which has complete awareness of the prompt template, identifies the insertion point where tool outputs will be spliced, typically between system instructions/history and the tool results section.
2. **Eager prefill execution:** The orchestrator immediately submits the tool-independent prefix P_{2a} using *submit_partial_prefill()*, which returns a continuation handle. The engine begins prefill computation while tools execute concurrently. The KV cache blocks from this partial prefill are tagged with high reuse priority via *set_reuse_priority()* to prevent eviction.
3. **Prompt extension:** Once tool outputs arrive, the orchestrator constructs the tool-dependent suffix and calls *extend_prefill()* with the continuation handle. The engine splices the new content (P_{2b}) onto the pinned KV cache from P_{2a} , completes the prefill, and proceeds to decode D_2 . If tool execution fails or times out, the orchestrator handles failure by discarding the partial prefill and setting appropriate hints for its KV to allowing the engine to release pinned resources.

This approach overlaps tool execution with a part of prefill, reducing the request’s end-to-end latency by the overlapped prefill duration.

4.3 Streaming tool dispatch with decodes

Agentic systems generate tool calls as structured JSON arrays during the LLM decode phase. Figure 7c shows that current systems wait for complete decode output before parsing and

dispatching tools, introducing unnecessary serialization. However, once a complete tool invocation structure is decoded (e.g., the closing `}` of `"tool": "search", "query": "..."`), that tool can execute immediately.

SUTRADHARA implements streaming tool dispatch through token-level callbacks from the engine to the orchestrator. When submitting a decode request that will generate tool calls (intermediate iterations), the orchestrator calls *register_streaming_callback()* with a handler function. The engine invokes this handler after each decoded token. The orchestrator maintains a streaming JSON parser that accumulates tokens and identifies complete objects. When a tool call object closes (final `}` token), the parser extracts the tool name and parameters. As soon as a complete tool invocation is identified, the orchestrator dispatches it for execution without waiting for remaining decode tokens. Subsequent tool calls in the JSON array are dispatched as they complete. The orchestrator tracks completion of all tools before proceeding to the next iteration.

4.4 Workload-aware KV cache management and scheduling

Our analysis identified systematic KV cache thrashing in concurrent agentic workloads despite significant context reuse. Figure 6 illustrates the root cause: workload-agnostic LRU eviction treats all cached blocks identically, causing cascading evictions that destroy reuse opportunities. LRU evicts based solely on recency, ignoring workload structure. It cannot distinguish between low-value blocks (transient content unlikely to be reused) and high-value blocks (first-iteration contexts that will be reused by second iterations currently blocked on tool execution). In SUTRADHARA, we use semantic tagging and priority-based eviction to tackle this.

KV block tagging. When the orchestrator submits LLM requests, it tags KV cache blocks with semantic metadata using *tag_kv_blocks()*.

- **System prompts:** Marked as *SYSTEM_PROMPT* with high reuse priority. Depending on the iteration type (intermediate or final) and the combination of tool calls made in the previous iteration, there could be many variants of system prompts that the orchestrator constructs using predefined rules; for eg., the system prompt could contain instructions on how the output of the tool call made in the previous iteration should be consumed and interpreted. Such system prompts occur before the user-specific query and hence could be shared across many requests and should be evicted last.
- **User specific query:** Marked as *USER_QUERY* and contains the request-specific context including user information, query, time of query etc which can result in prefix matches intra-request alone; across iterations of the same agentic request.
- **Tool outputs:** tagged as *TOOL_OUTPUT_ITER_i*, these are reused by subsequent intermediate iterations in an agentic request, provided that the consecutive iterations share the system prompt. If the system prompt in the consecutive iteration changes due to a new tool call in the prior iteration, the prefilled tool output context from a prior iteration becomes useless as it is appended after the system prompt and user query.
- **Final response:** Tagged as *RESPONSE* The final LLM call's decodes are the user-facing output tokens; these have no reuse potential and are candidates for immediate eviction at the LLM engine.
- **Partial prefills:** These are KV blocks from *submit_partial_prefill()*, tagged as *PARTIAL_PREFILL* with maximum priority until its extension prompt is completed.

Priority-based eviction policy. Using the tags on the KV blocks, the engine's scheduler implements a priority-aware eviction policy that respects orchestrator hints. When cache capacity is exceeded, the scheduler evicts the lowest-priority blocks first. Within a priority tier, LRU ordering is used as a tiebreaker. This policy ensures high-value shared prefixes survive while transient content is evicted preferentially. The eviction priority (evicted first) -> (evicted last) is as follows:

RESPONSE → TOOL_OUTPUT → USER_QUERY → SYSTEM_PROMPT → PARTIAL_PREFILL

Example. Returning to the scenario in Figure 6, our policy prevents cascading evictions as shown in Figure 8. At time $t = T'$, when R_{22} needs to insert new blocks, the eviction policy targets low-priority blocks (tool outputs) rather than R_{11} 's context, which is tagged with high reuse priority since R'_{11} 's tools are executing. When R_{12} arrives at $t = T''$, it finds R'_{11} 's blocks still cached, achieving a prefix hit and avoiding recomputation. Similarly, R_{31} survives until R_{32} arrives, preventing the cache miss chain.

Workload-aware scheduling. Current LLM serving engines like vLLM treat each LLM call as an independent request,

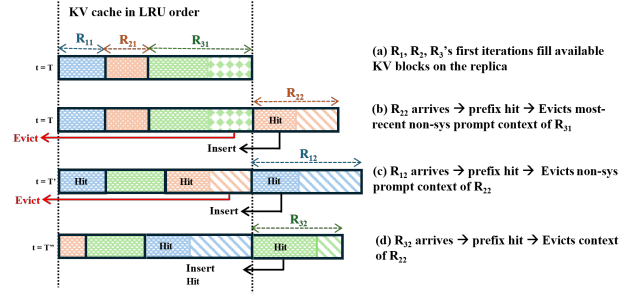


Figure 8: Workload-aware KV eviction policy

scheduling them in first-come-first-served (FCFS) order without awareness of which agentic request they belong to. This is suboptimal for minimizing request-level latency. Consider an agentic request R_1 that arrives first and executes iteration 1, followed by request R_2 arriving shortly after. When R_1 's iteration 2 becomes ready (after its tools complete), the engine sees it as just another independent LLM call and queues it behind R_2 's iteration 1 and any other newly-arrived requests. This increases R_1 's end-to-end FTR latency unnecessarily. A request that started executing earlier must wait for later-arriving requests to complete before it can finish.

SUTRADHARA addresses this through request-aware scheduling that prioritizes iterations from earlier-arrived agentic requests. The orchestrator exposes two pieces of metadata to the engine via the co-design API. First, the agentic request ID, a unique identifier for each user-level agentic request, shared across all iterations. Second, the iteration ID which is the iteration number within the request. The engine's scheduler uses this metadata to implement priority ordering where agentic requests are prioritized by their initial arrival time. Request R_1 that arrived at $t=0$ has higher priority than request R_2 that arrived at $t=100\text{ms}$, regardless of which iteration is currently ready.

This policy ensures that once an agentic request begins execution, its subsequent iterations are not delayed by later-arriving requests, reducing tail FTR latency.

4.5 Implementation

We build SUTRADHARA using 3500 lines of Python code. SUTRADHARA is split into two layers - the serving engine layer and the orchestrator. We base the serving engine on vLLM (v0.11.0), a state-of-the-art model inference platform and built a lightweight asyncio-based event driven orchestrator with control flow to enable replaying the synthetic production traces. The modular architecture of SUTRADHARA enables easy integration with other serving engines (e.g., TensorRT [20] and DeepSpeed [4]). The orchestrator can be extended to include different semantic metadata and our modifications on the serving engine, makes it easier to embed this semantic information. For failure detection and robustness, the orchestrator and the serving engine uses a heartbeat-based

membership management protocol. However, SUTRADHARA can easily be extended to incorporate more robust leader election (e.g., Raft [21]) and fault-tolerance algorithms.

5 Evaluation

Our evaluation aims to answer the following questions.

1. What is the improvement in FTR and e2e latency across requests by virtue of co-design of the orchestrator and engine in SUTRADHARA ?
2. What is the independent impact of the different optimizations introduced by SUTRADHARA ?

5.1 Experimental Setup

Models and Workloads. To evaluate the generality of our approach, we employ two representative open-source models from the BFCL [23] leaderboard: Qwen-14B [7] and Gemma-12B [27]. We benchmark SUTRADHARA on two distinct execution traces: (a) Tool-heavy Trace, characterized by a high degree of tool-call fanouts per request, and (b) Iteration-heavy Trace, distinguished by an increased number of iterative steps per request. These complementary traces enable us to assess SUTRADHARA under heterogeneous operational conditions. Each trace comprises a stratified sample of 60 requests drawn from a production agentic workload of 6,000 requests. Tool-call latencies are normalized according to the observed tool-to-LLM ratio within the original traces. We replay the traces using the original prompts from the synthetic workload for each iteration, incorporate recorded tool outputs, and permit the model under evaluation to generate decode tokens. We use poisson distribution to sample arrival times to drive traces at different ingest rates.

Hardware. We evaluate SUTRADHARA on A100 GPUs [19] with 80GB HBM.

Baselines. Our baselines execute the orchestrator and LLM engine through existing request-response interfaces, using vLLM as the backend, with PD colocation using a chunk size of 256. We design two baselines for comparison with SUTRADHARA. *Baseline* employs the standard vLLM scheduling and KV-cache management policies. This is the version of vLLM scheduling that is unaware of iterations of an agentic request and schedules LLM calls in the order in which they arrive at the engine. The second, *Baseline + Sched*, modifies vLLM’s scheduling by prioritizing LLM calls based on the arrival time of agentic requests rather than the backend arrival time used in the default configuration. This strategy aims to reduce the latency of agentic requests compared to the default policy by enforcing a more request-centric ordering. SUTRADHARA builds on top of this scheduling policy and uses our proposed orchestrator-backend co-design interfaces (Table 1).

5.2 End-to-end performance

We assess whether SUTRADHARA improves key success metrics—First-Token Response (FTR) and end-to-end latency—and examine the mechanisms underlying these improvements. Our evaluation focuses on the Tool-heavy trace, varying the ingest rate (measured in QPS) and analyzing the cumulative distribution functions (CDFs) of these metrics on Qwen-14B model. We hypothesize that SUTRADHARA will shift the CDFs leftward, indicating reduced latency across percentiles compared to baseline systems, owing to the proposed optimizations.

Figure 9 compares SUTRADHARA against baseline approaches. SUTRADHARA achieves up to 15.83% improvement in median FTR and 12.3% in p99. This directly translates to better user-perceived latency for no loss of serving throughput. Furthermore, the end-to-end latency reduces by 8%. SUTRADHARA consistently outperforms baselines, although the magnitude of gains diminishes as ingest rates increase beyond the serving capacity of the LLM engine, because all systems are dominated by waiting time at the backend.

On the Iteration-heavy trace, SUTRADHARA results in a 4% and 8% reduction in tail FTR and e2e latency respectively compared to the baseline. The iteration-heavy trace has lower tool call fan out in deeper iterations; this minimizes the opportunity for intra-request parallelism between decodes and tool calls.

To uncover the sources of improvement, we decompose FTR for five randomly selected requests from the Tool-heavy trace into four components as shown in Figure 10: (a) Critical-path tool time, which is the non-overlapped portion of tool time (b) total waiting time at the LLM engine across all iterations of the request, (c) total prefill time, and (d) total decode time. There are two key takeaways. First, we observe that critical path tool time reduces in SUTRADHARA across many requests; this is a direct implication of streaming tool executions alongside decode generation. Second, the time spent in waiting and prefills reduces in SUTRADHARA compared to the baseline by virtue of higher cache hits and overlapped prefill execution with tool calls of the next iteration.

Generalization. Figure 11 plots the CDF of FTR and end-to-end latency for Gemma-12B on both tool-heavy and iteration-heavy traces. Similar to the prior observations, we notice a 10.74% and 6.39% reduction in median FTR and e2e latency for the tool-heavy trace, and a 4.86% and 2.77% reduction for the same metrics in the iteration-heavy trace. Across models and workloads, SUTRADHARA delivers lower latency for no loss in throughput.

5.3 Ablation

Table 2 isolates the contribution of each optimization by incrementally enabling features on the tool-heavy trace on Qwen-

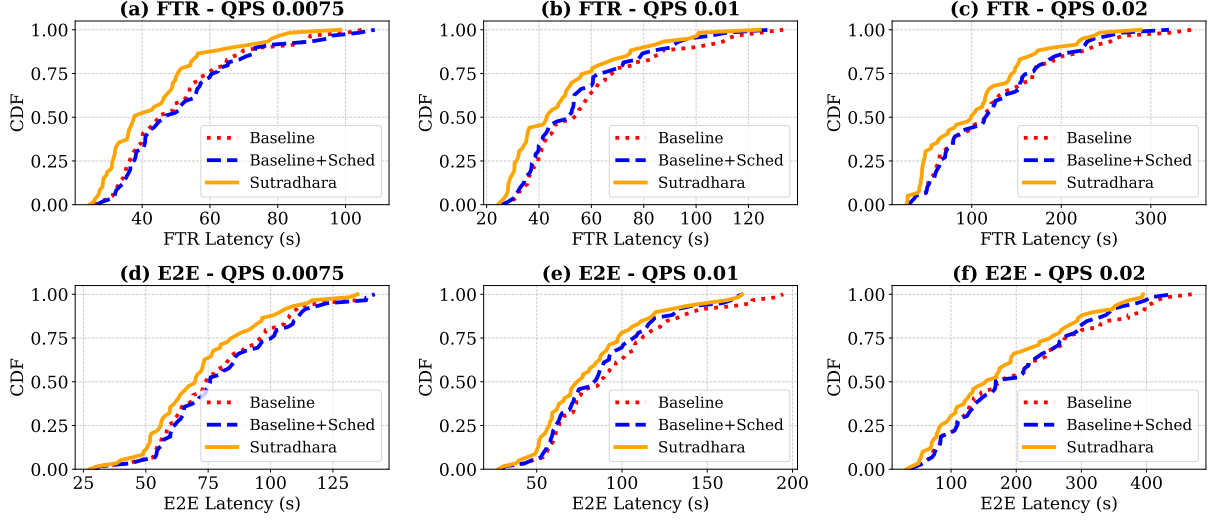


Figure 9: Comparison of FTR and e2e latency on the Tool-heavy trace.

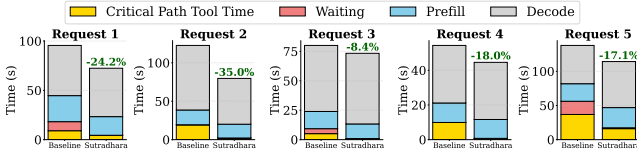


Figure 10: Breakdown of FTR for 5 randomly selected requests in the tool-heavy trace at 0.0075 QPS for Qwen3-14B

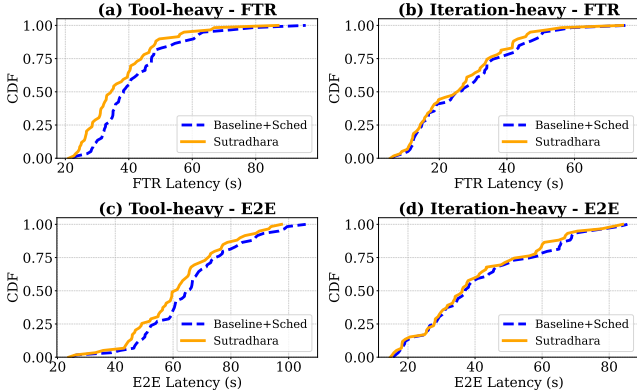


Figure 11: Comparison of FTR and e2e latency for Gemma-12B on two different traces.

Technique	FTR (s)	E2E (s)	FTR %	E2E %
KV	51.5	84.2	-	-
KV + PS	47.6	80.38	7.57%	4.54%
KV + PS + DS	45.44	77.99	11.77%	7.37%

Table 2: Latency reduction in FTR and E2E as we incrementally add optimizations in SUTRADHARA (KV-pinning, PS-prompt splitting, DS-decode streaming)

14B. We observe that Adding prompt splitting (KV + PS) reduces median FTR from 51.5s to 47.6s, a 7.57% improvement, and E2E latency from 84.2s to 80.38s, a 4.54% improvement. This substantial reduction confirms our empirical finding (Finding 2) that sequential execution between tool calls and subsequent prefill is a dominant bottleneck in agentic workflows. The smaller E2E improvement compared to FTR (4.54% vs 7.57%) reflects that E2E latency includes the final iteration’s complete decode phase, which prompt splitting cannot accelerate. Adding streaming dispatch (KV + PS + DS) further reduces median FTR to 45.44s (11.77% total improvement) and E2E to 77.99s (7.37% total improvement) by enabling overlap of tool execution with decodes.

6 Related Work

Agent Development. Several frameworks, such as Langraph [1], Autogen [18], Dspy [26], and Palimpzest [14], support agentic development by providing orchestration strategies for different applications. However, these frameworks treat the LLM backend as a black box and focus solely on orchestrator design. In contrast, our proposed interface enables co-design between the orchestrator and the LLM backend, which can be leveraged by these frameworks to improve system efficiency.

Agentic System Optimization. Prior works have explored optimizing agentic inference, but they differ fundamentally from SUTRADHARA in scope and assumptions. Parrot [12] and Murakkab [5] introduce declarative APIs to represent agentic workflows as static DAGs, allowing the LLM backend to optimize throughput-latency trade-offs using DAG information. In contrast, the tool-based agentic applications targeted by SUTRADHARA are not statically defined, and their DAG structure is unknown beforehand, making such approaches

inapplicable. Autellix [16] proposes a non-clairvoyant scheduler to improve throughput, while KVFlow [22] focuses on KV-cache management for multi-agent applications. Circinus [13] introduces SLO-aware query planning to improve goodput, and DroidSpeak [15] explores KV-cache sharing across agents in multi-agent orchestration. However, these systems assume that agentic latency is not significantly influenced by tool calls—an assumption that does not hold in production, where tool calls are prevalent and contribute substantially to latency. SUTRADHARA addresses this gap by making agentic inference tool-aware through orchestrator–LLM backend co-design. Continuum [11] seeks to optimize KV cache management by predicting tool invocation times; however, our analysis reveals that these times exhibit substantial variability across requests, rendering accurate prediction impractical in our context. The closest work, Conveyor [29], overlaps partial tool execution with decoding. However, partial execution is infeasible for the agentic applications deployed in production considered in the paper, as many tools cannot execute with incomplete parameters. Instead, SUTRADHARA tackles the practical challenge of handling tool-call fanout, overlapping them with decoding, and introduces additional optimizations such as prefill splitting to further reduce latency.

7 Conclusion

We present an extensive analysis of tool-based LLM agentic applications deployed in production. Our study identifies three key challenges: (a) tool latency contributes significantly to overall response time (30–80%), (b) KV-cache hit rates degrade despite substantial context reuse across agentic iterations, and (c) sequential orchestration fails to exploit potential intra-request parallelism. These challenges stem from a fundamental limitation in current deployments that treat orchestration and the LLM backend as independent components. To address this, we propose SUTRADHARA, a co-designed orchestration–LLM backend system that eliminates this separation. This co-design enables three core optimizations: (a) parallel execution via prompt splitting, (b) overlapping multiple tool-call fanouts with decoding, and (c) workload-aware KV-cache management and scheduling. Our evaluations demonstrate the effectiveness of SUTRADHARA, achieving 10 – 15% reduction in both FTR (first token rendered) and end-to-end latency compared to state-of-the-art baselines.

References

- [1] GitHub - langchain-ai/langgraph: Build resilient language agents as graphs. — github.com. <https://github.com/langchain-ai/langgraph>. [Accessed 11-12-2025].
- [2] LangChain — langchain.com. <https://www.langchain.com/>. [Accessed 11-12-2025].
- [3] Amey Agrawal, Nitin Kedia, Ashish Panwar, Jayashree Mohan, Nipun Kwatra, Bhargav S. Gulavani, Alexey Tumanov, and Ramachandran Ramjee. Taming throughput-latency tradeoff in LLM inference with sarathi-serve. In Ada Gavrilovska and Douglas B. Terry, editors, *18th USENIX Symposium on Operating Systems Design and Implementation, OSDI 2024, Santa Clara, CA, USA, July 10-12, 2024*, pages 117–134. USENIX Association, 2024.
- [4] Reza Yazdani Aminabadi, Samyam Rajbhandari, Ammar Ahmad Awan, Cheng Li, Du Li, Elton Zheng, Olatunji Ruwase, Shaden Smith, Minjia Zhang, Jeff Rasley, et al. DeepSpeed-Inference: Enabling efficient inference of transformer models at unprecedented scale. In *Proceedings of the International Conference for High Performance Computing, Networking, Storage and Analysis (SC)*, 2022.
- [5] Gohar Irfan Chaudhry, Esha Choukse, Haoran Qiu, Íñigo Goiri, Rodrigo Fonseca, Adam Belay, and Ricardo Bianchini. Murakkab: Resource-efficient agentic workflow orchestration in cloud platforms, 2025.
- [6] Yihua Cheng, Yuhan Liu, Jiayi Yao, Yuwei An, Xiaokun Chen, Shaoting Feng, Yuyang Huang, Samuel Shen, Kuntai Du, and Junchen Jiang. Lmcache: An efficient KV cache layer for enterprise-scale LLM inference. *CoRR*, abs/2510.09665, 2025.
- [7] An Yang et al. Qwen3 technical report, 2025.
- [8] Sehoon Kim, Suhong Moon, Ryan Tabrizi, Nicholas Lee, Michael W Mahoney, Kurt Keutzer, and Amir Ghodami. An llm compiler for parallel function calling. In *International Conference on Machine Learning (ICML)*, 2024.
- [9] Saurav Kumar, Sahana Suri, Daniel Obolski, Tom Yeh, and Michael Hamilton. Practical considerations for agentic llm systems. *arXiv preprint arXiv:2412.04093*, 2024.
- [10] Woosuk Kwon, Zhuohan Li, Siyuan Zhuang, Ying Sheng, Lianmin Zheng, Cody Hao Yu, Joseph Gonzalez, Hao Zhang, and Ion Stoica. Efficient memory management for large language model serving with pagedattention. In Jason Flinn, Margo I. Seltzer, Peter Druschel, Antoine Kaufmann, and Jonathan Mace, editors, *Proceedings of the 29th Symposium on Operating Systems Principles, SOSP 2023, Koblenz, Germany, October 23-26, 2023*, pages 611–626. ACM, 2023.
- [11] Hanchen Li, Qiuyang Mang, Runyuan He, Qizheng Zhang, Huanzhi Mao, Xiaokun Chen, Alvin Cheung, Joseph Gonzalez, and Ion Stoica. Continuum: Efficient and robust multi-turn llm agent scheduling with kv cache time-to-live, 2025.

- [12] Chaofan Lin, Zhenhua Han, Chengruidong Zhang, Yuqing Yang, Fan Yang, Chen Chen, and Lili Qiu. Parrot: Efficient serving of llm-based applications with semantic variable. In *18th USENIX Symposium on Operating Systems Design and Implementation (OSDI 24)*, Santa Clara, CA, July 2024. USENIX Association.
- [13] Banruo Liu, Wei-Yu Lin, Minghao Fang, Yihan Jiang, and Fan Lai. Circinus: Efficient query planner for compound ml serving, 2025.
- [14] Chunwei Liu, Matthew Russo, Michael Cafarella, Lei Cao, Peter Baile Chen, Zui Chen, Michael Franklin, Tim Kraska, Samuel Madden, Rana Shahout, and Gerardo Vitagliano. Palimpzest: Optimizing ai-powered analytics with declarative query processing. In *Proceedings of the Conference on Innovative Database Research (CIDR)*.
- [15] Yuhan Liu, Yuyang Huang, Jiayi Yao, Shaoting Feng, Zhuohan Gu, Kuntai Du, Hanchen Li, Yihua Cheng, Junchen Jiang, Shan Lu, Madan Musuvathi, and Esha Choukse. Droidspeak: Kv cache sharing for cross-llm communication and multi-llm serving, 2025.
- [16] Michael Luo, Xiaoxiang Shi, Colin Cai, Tianjun Zhang, Justin Wong, Yichuan Wang, Chi Wang, Yanping Huang, Zhifeng Chen, Joseph E. Gonzalez, and Ion Stoica. Autellix: An efficient serving engine for llm agents as general programs, 2025.
- [17] Baolin Miao, Yuntao Zhuang, Haichao Cui, Xupeng Zhang, Yang Yang, Zekai Wang, Pengcheng Li, Guodong Ding, Binhang He, Tianchi Chen, et al. Llm inference serving: Survey of recent advances and opportunities. *arXiv preprint arXiv:2407.12391*, 2024.
- [18] Microsoft. GitHub - microsoft/autogen: A programming framework for agentic AI — github.com. <https://github.com/microsoft/autogen>. [Accessed 11-12-2025].
- [19] Microsoft Azure. Azure VM NDm-A100-v4 sizes series. <https://learn.microsoft.com/en-us/azure/virtual-machines/sizes/gpu-accelerated/ndma100v4-series>, 2024.
- [20] NVIDIA. NVIDIA TensorRT. <https://github.com/NVIDIA/TensorRT>, 2024.
- [21] Diego Ongaro and John Ousterhout. In Search of An Understandable Consensus Algorithm. In *Proceedings of the 2014 USENIX Conference on USENIX Annual Technical Conference (ATC)*, 2014.
- [22] Zaifeng Pan, Ajikumar Patel, Zhengding Hu, Yipeng Shen, Yue Guan, Wan-Lu Li, Lianhui Qin, Yida Wang, and Yufei Ding. Kvflow: Efficient prefix caching for accelerating llm-based multi-agent workflows, 2025.
- [23] Shishir G. Patil, Tianjun Zhang, Xin Wang, and Joseph E. Gonzalez. Gorilla: Large language model connected with massive apis. *arXiv preprint arXiv:2305.15334*, 2023.
- [24] Changle Qin, Aojun Zhang, Zihan Zhang, Jiaqi Chen, Michihiro Yasunaga, and Diyi Yang. Tool learning with large language models: a survey. *Frontiers of Computer Science*, 18(6), 2024.
- [25] Ruoyu Qin, Zheming Li, Weiran He, Jialei Cui, Feng Ren, Mingxing Zhang, Yongwei Wu, Weimin Zheng, and Xinran Xu. Mooncake: Trading more storage for less computation - A kvcache-centric architecture for serving LLM chatbot. In Haryadi S. Gunawi and Vasily Tarasov, editors, *23rd USENIX Conference on File and Storage Technologies, FAST 2025, Santa Clara, CA, February 25-27, 2025*, pages 155–170. USENIX Association, 2025.
- [26] Stanford. GitHub - stanfordnlp/dspy: DSPy: The framework for programming—not prompting—language models — github.com. <https://github.com/stanfordnlp/dspy>. [Accessed 11-12-2025].
- [27] Gemma Team. Gemma 3 technical report, 2025.
- [28] Lei Wang, Chen Ma, Xueyang Feng, Zeyu Zhang, Hao Yang, Jingsen Zhang, Zhiyuan Chen, Jiakai Tang, Xu Chen, Yankai Lin, Wayne Xin Zhao, Zhewei Wei, and Ji-Rong Wen. A survey on large language model based autonomous agents. *Frontiers of Computer Science*, 18(6):186345, 2024.
- [29] Yechen Xu, Xinhao Kong, Tingjun Chen, and Danyang Zhuo. Conveyor: Efficient tool-aware LLM serving with tool partial execution, 2024.
- [30] Shunyu Yao, Jeffrey Zhao, Dian Yu, Nan Du, Izhak Shafran, Karthik Narasimhan, and Yuan Cao. React: Synergizing reasoning and acting in language models. *arXiv preprint arXiv:2210.03629*, 2022.
- [31] Lianmin Zheng, Liangsheng Yin, Zhiqiang Xie, Jeff Huang, Chuyue Sun, Cody Hao Yu, Shiyi Cao, Christos Kozyrakis, Ion Stoica, Joseph E Gonzalez, Clark Barrett, and Ying Ying. Sglang: Efficient execution of structured language model programs. *arXiv preprint arXiv:2312.07104*, 2023.