

Early Linguistic Pattern of Anxiety from Social Media Using Interpretable Linguistic Features: A Multi-Faceted Validation Study with Author-Disjoint Evaluation

Arnab Das Utsa
 Department of Computer Science
 Stockton University
 Galloway, New Jersey, USA
 utsaa@go.stockton.edu

Abstract

Anxiety affects hundreds of millions of individuals globally, yet large-scale screening remains limited. Social media language provides an opportunity for scalable detection, but current models often lack interpretability, keyword-robustness validation, and rigorous user-level data integrity. This work presents a transparent approach to social media-based anxiety detection through linguistically interpretable feature-grounded modeling and cross-domain validation. Using a substantial dataset of Reddit posts, we trained a logistic regression classifier on carefully curated subreddits for training, validation, and test splits. Comprehensive evaluation included feature ablation, keyword masking experiments, and varying-density difference analyses comparing anxious and control groups, along with external validation using clinically interviewed participants with diagnosed anxiety disorders. The model achieved strong performance while maintaining high accuracy even after sentiment removal or keyword masking. Early detection using minimal post history significantly outperformed random classification, and cross-domain analysis demonstrated strong consistency with clinical interview data. Results indicate that transparent linguistic features can support reliable, generalizable, and keyword-robust anxiety detection. The proposed framework provides a reproducible baseline for interpretable mental health screening across diverse online contexts.

Keywords: anxiety detection, linguistic pattern, interpretable machine learning, keyword robustness, cross-domain validation, author-disjoint evaluation, mental health screening

1 Introduction

1.1 Background and Motivation

Anxiety disorders are the most common mental health conditions worldwide, affecting over 284 million people. Even though they are so widespread, more than half of those with anxiety are never formally diagnosed [2]. Factors like long wait times, limited access to clinicians, financial barriers, and stigma make it harder for people to get diagnosed. Traditional assessments, such as clinical interviews and questionnaires like the GAD-7, require direct contact with trained professionals. As a result, many people are not identified until their symptoms have become much worse.

At the same time, millions of people use online platforms to talk about their mental health before seeking clinical help. For example, Reddit is a place where users share their symptoms, frustrations, and coping strategies in communities like r/Anxiety and r/socialanxiety [3]. These posts offer valuable insights into how people express psychological distress in their own words and over time. Advances in natural language processing (NLP) show that language patterns can reveal important psychological signals, which means computational tools could help identify people who might need mental health support earlier [4].

Even with recent progress, current NLP methods still face important challenges. Many systems use black-box models like deep neural networks and transformers, which can predict well but are hard to interpret. This lack of transparency makes it difficult to trust these models and slows their use in clinical settings [5]. Also, some models rely too much on disorder-specific keywords, so they may just pick up on words like “anxiety” instead of deeper language

patterns linked to the condition [6]. Another issue is generalizability: models trained on one platform, like Twitter or Reddit, may not work as well in other settings, such as clinical interviews [7]. Finally, many earlier studies did not use author-disjoint evaluation, which can lead to data leakage. This means models might learn a user’s writing style instead of real anxiety markers [8].

1.2 Research Questions

To address these gaps, this study focuses on the following questions:

RQ1: Can interpretable linguistic features such as sentiment, self-reference, and text structure accurately detect expressions of anxiety in social media posts while preserving clinical transparency and ensuring rigorous data integrity through author-disjoint evaluation?

RQ2: Do these models truly capture underlying psychological patterns, such as increased self-focused attention, or are they relying on simple keyword cues?

RQ3: Do the linguistic markers found in Reddit posts generalize to a clinical interview setting (DAIC-WOZ), indicating that these features reflect genuine psychological signals rather than platform-specific behaviors?

We also look at a practical question: Is it possible to detect anxiety using just a few posts, like a user’s first three? If so, this could help provide support earlier when people first seek help online.

1.3 Contributions

This work makes four core contributions to mental health NLP:

1. Interpretable, High-Accuracy Detection with Strong Data Integrity: We show that a simple and fully transparent set of 13 linguistic features, capturing sentiment, self-reference, and text structure, can detect anxiety with high accuracy using Logistic Regression. Across 286,994 Reddit posts, the model achieves an F1 score of 89.34% (95% CI: 0.8903–0.8966) and an AUC of 0.9500. Because the model is linear, every prediction can be explained through explicit coefficients, allowing clinicians to interpret results in intuitive terms such as “elevated self-focused attention” (first-person pronoun coefficient +4.11) or “increased negative sentiment.” We also enforce strict author-disjoint splits, ensuring that no user appears in more than one partition. This eliminates data leakage and provides honest estimates of how well the model generalizes to completely unseen individuals.

2. Demonstration of Keyword-Independent Learning: Many mental-health NLP systems may mistakenly rely on disorder-specific vocabulary rather than deeper psychological patterns. We directly test this concern using feature ablations and explicit keyword masking. Despite a 104× difference in disorder-term prevalence (71.9% in anxiety posts vs. 0.7% in controls), performance drops only slightly when sentiment is removed (−0.65pp F1) or when all disorder-related terms are masked (−0.62–0.65pp). Even using self-reference features alone, the model reaches 87.01% F1. These findings indicate that the model primarily captures meaningful linguistic signals, especially heightened self-focused attention, rather than relying on vocabulary shortcuts.

3. Cross-Domain Validation with Clinical Interviews: To assess whether the learned markers reflect genuine psychological patterns rather than platform-specific habits, we compare feature effects between Reddit and the DAIC-WOZ clinical interview dataset. We find 75% consistency (9 of 12 features), and three features show large effects in both domains (Hedges’ $g = 0.78$ – 0.92). This cross-domain agreement suggests the linguistic markers identified in social media correspond to psychological signals observable in clinical settings, strengthening the case for their broader relevance and reliability.

4. Early Detection from Minimal Posting History: Finally, we show that anxiety can be detected from a very limited user history. Using only the first three posts per user, the model achieves 88.44% F1, just 0.90pp below full-history performance (89.34%). McNemar’s test confirms a small but statistically significant difference ($\chi^2 = 4.13$, $p = 0.042$), corresponding to only 24 additional correct predictions among 6,088 users. This suggests that early-stage online expressions of distress already contain recognizable linguistic signals, supporting the feasibility of rapid, unobtrusive screening soon after help-seeking begins.

2 Related Work

2.1 Mental Health Detection from Social Media

Early computational mental health research showed that language shared on platforms like Twitter and Reddit can reveal meaningful signs of psychological distress. Foundational studies by Coppersmith et al. demonstrated the feasibility of detecting depression, PTSD, and bipolar disorder using simple n-gram and topic-modeling approaches [9, 10]. Around the same

time, De Choudhury et al. showed that changes in online behavior could help predict depression onset, achieving around 70% accuracy in identifying individuals at elevated risk [11, 12].

As the field matured, deep learning approaches—CNNs, LSTMs, BERT, and, more recently, GPT-based models—began to dominate. These systems consistently report strong predictive performance (often 85–95% F1). However, they offer little transparency into why a prediction is made. In clinical settings, where trust and accountability are essential, this lack of interpretability remains a significant barrier to adoption [13].

2.2 Keyword Dependence and Validity Concerns

A growing body of work highlights the risk that mental-health classifiers may rely too heavily on disorder-specific vocabulary rather than deeper psychological signals. Harrigan et al. showed that models trained on mental health subreddits often “cheat” by keying on words like *depressed* or *anxious* [14]. Similarly, Chancellor et al. found that models trained on eating disorder communities tended to learn niche community jargon, which limited their generalizability to broader populations [15, 16].

Only a handful of studies attempt to validate keyword independence. Loveys et al. showed that self-reference and language style markers can predict depression even when sentiment is controlled [17]. Guntuku et al. demonstrated that more general personality-related signals can transfer across topics and contexts [18]. Yet full evaluations that combine ablation, explicit keyword removal, and cross-domain testing are still uncommon.

2.3 Cross-Domain Validation

Cross-domain validation—testing whether models trained on social media generalize to clinical settings—is essential for establishing psychological validity, but remains limited in scope [19]. The DAIC-WOZ dataset introduced by Gratch et al. provides a rare bridge between naturalistic text and structured clinical interviews [20]. While several studies have tested depression-related markers across these domains [21–24], far fewer examine anxiety specifically, and even fewer look at whether individual linguistic features remain consistent across contexts.

2.4 Author-Disjoint Evaluation

Another important validity concern involves data leakage. Many studies split data at the post level, allowing the same user to appear in both training and test sets. Research by Soldaini et al. showed that this can inflate performance by 5–10 percentage points in authorship tasks because models learn stylistic signatures of specific users [25]. The same issue applies in mental-health NLP: without strict author-disjoint splitting, models may inadvertently learn user identity rather than condition-general patterns, giving a misleading impression of generalization. Despite this, author-disjoint evaluation is still not consistently applied in the literature [26].

2.5 Gaps Addressed by This Work

Our work addresses four key gaps: (1) rigorous author-disjoint evaluation preventing data leakage, (2) comprehensive keyword robustness validation through ablation, masking, and self-reference-only performance, (3) cross-domain validation with statistical rigor (Welch’s *t*-tests, Benjamini-Hochberg correction, Hedges’ effect sizes), and (4) focus on anxiety detection with interpretable features, an under-explored condition compared to depression in the literature.

3 Methodology

3.1 Reddit Data Collection

Our primary dataset consisted of 286,994 Reddit posts obtained from the public Reddit Mental Health Dataset on Kaggle [1]. To construct a balanced classification task, we selected an equal number of anxiety-related posts from communities such as r/Anxiety, r/socialanxiety, and r/HealthAnxiety, and control posts from general-interest communities like r/AskReddit and r/CasualConversation. Each class contained 143,497 posts. The anxiety posts came from 86,880 individual users, typically contributing one to two posts each [27]. Posts were generally short and conversational, averaging roughly 95 words with substantial variation, and we removed posts with fewer than ten tokens to ensure that linguistic features remained meaningful [28]. Throughout this process, we maintained a strict 50/50 class balance to avoid introducing bias toward either group.

3.2 Author-Disjoint Splitting

To ensure that our evaluation reflected genuine generalization rather than memorization of writing style,

we split data by author rather than by post. All posts were grouped by the user who wrote them, and users were then assigned to training, validation, and test partitions. This resulted in 70% of users allocated to training, and 15% each to validation and testing. Once split, the training partition contained 201,646 posts, the validation partition contained 42,703 posts, and the test partition contained 42,645 posts. After splitting, we verified that the sets contained no overlapping authors whatsoever. This approach contrasts sharply with simple random post-level splitting, which would have allowed identical users to appear in multiple sets and is known to inflate performance by enabling models to learn writer-specific habits rather than psychological signals.

3.3 Class Balance Verification

The final splits preserved class balance extremely well. Anxiety posts represented just over half of the training partition and slightly under half of the validation and test partitions. The largest difference between partitions was only about two percentage points, ensuring that none of the evaluation conditions unintentionally advantaged either class [29].

3.4 Limitation: Synthetic Control Users

Because the control posts did not include consistent user identifiers in the original dataset, we were unable to map them to stable control users for user-level early-slice experiments. For analyses requiring multiple posts per user, we therefore constructed synthetic control “users” by grouping control posts in chronological order into sequences of k posts. While this procedure allowed early-slice experiments to proceed, it introduces a limitation: these sequences do not represent real individuals. This limitation applies only to the early-slice experiments and does not affect our primary post-level classification results.

3.5 DAIC-WOZ Clinical Dataset

To evaluate cross-domain generalizability, we incorporated data from the DAIC-WOZ clinical interview corpus. For this study, we used transcripts from 35 participants: 17 individuals with elevated distress according to PHQ-8, and 18 individuals below the clinical threshold. The two groups differed sharply on PHQ-8 scores, confirming the dataset’s suitability for clinical comparison. DAIC-WOZ provides structured interviews conducted by a conversational agent and

includes validated mental-health assessments, making it a valuable benchmark for examining whether linguistic patterns observed on social media carry over to clinical environments. However, it is important to note that DAIC-WOZ reports PHQ-8 (a measure of depressive distress) rather than GAD-7, meaning that cross-domain validation in this work reflects general psychological distress rather than anxiety specifically [30].

3.6 Ethics Statement

This project meets the definition of Not Human Subjects Research under 45 CFR 46.102(e)(1), as it involves analysis of previously collected, publicly available, de-identified data. Reddit posts were originally published in public forums, and all usernames were replaced with anonymized identifiers before analysis. No personally identifiable information was extracted or stored.

3.7 Text Preprocessing

We applied a light preprocessing strategy designed to remove noise while preserving psychologically meaningful aspects of language. Text was lower-cased, URLs were removed, and non-linguistic characters were normalized. We preserved punctuation and stopwords—especially first-person pronouns—because they contribute directly to our linguistic features [31]. Tokenization was performed using spaCy. We avoided stemming and lemmatization in order to avoid altering word forms required by sentiment analysis tools [32]. Posts were filtered for a minimum length, for English language confidence, and for indications of automation. Roughly three percent of posts were removed by these filters [33].

3.8 Feature Extraction

Our feature extraction process focused on developing a set of thirteen linguistically interpretable markers grounded in psychological theory. The first set of features captured sentiment. Using VADER (vader-Sentiment v3.3.2), we obtained negative, neutral, and positive sentiment proportions, along with the compound sentiment score, which summarizes overall emotional valence on a scale from -1 to $+1$. To complement these measurements, we incorporated TextBlob (v0.17.1) to compute polarity and subjectivity, providing an additional perspective on emotional tone and personal expressiveness. Together, these six sentiment-related indicators allowed us to

measure the affective qualities of each post in a fine-grained but still interpretable way.

We then examined markers of self-focused attention, an established cognitive feature associated with both anxiety and depression. To operationalize this construct, we quantified the use of first-person singular pronouns—including “I,” “me,” “my,” “mine,” and “myself”—by computing both their raw frequency within a post and their normalized rate per hundred tokens. Retaining case-insensitivity ensured consistent detection across varied writing styles. These features allowed us to evaluate the extent to which individuals focused attention inward, a linguistic signature closely tied to psychological distress [34].

Finally, we incorporated five structural features to characterize the overall form of each message. These included simple length indicators such as character count and word count, along with average word length, which provides a coarse measure of writing complexity. We also calculated punctuation density by dividing the number of commonly expressive punctuation marks—periods, commas, exclamation marks, question marks, semicolons, and colons—by the total number of characters. As a final structural cue, we counted the number of emojis using the Unicode ranges corresponding to the U+1F600–U+1F64F block. These structural measurements helped capture aspects of writing style, pacing, and emotional expressiveness that are not reflected in sentiment or pronoun usage alone [35].

Feature Standardization: All 13 features were z -score-normalized:

$$z = \frac{x - \mu}{\sigma} \quad (1)$$

where μ (mean) and σ (standard deviation) were computed exclusively on the training set, then applied identically to validation and test sets. Normalized features have mean=0, standard deviation=1 in training data.

3.9 Classification Model

Model Architecture: We employed Logistic Regression, a simple, interpretable linear model providing explicit coefficients for each feature. For binary classification with features $\mathbf{x} = [x_1, x_2, \dots, x_{13}]$:

$$P(y = 1|\mathbf{x}) = \sigma(w_0 + \sum_{i=1}^{13} w_i x_i) \quad (2)$$

where $\sigma(z) = 1/(1 + e^{-z})$ is the logistic sigmoid function, w_0 is the intercept, w_i are feature coefficients, and x_i are standardized feature values.

Hyperparameters: We used L2 regularization (ridge penalty) with strength $C = 1.0$, balanced class weights ($w_1 = w_0 = 1.0$), and maximum iterations=2000. Hyperparameters were selected via 5-fold stratified cross-validation on the training set, optimizing for F1 score [36].

Training Procedure: Models were trained using Limited-memory BFGS (lbfgs) optimization, minimizing regularized negative log-likelihood:

$$\mathcal{L} = - \sum_{i=1}^N [y_i \log(p_i) + (1 - y_i) \log(1 - p_i)] + \lambda \|\mathbf{w}\|^2 \quad (3)$$

where λ is the regularization strength ($\lambda = 1/C = 1.0$), and $p_i = P(y_i = 1|\mathbf{x}_i)$.

3.10 Evaluation Metrics

Primary Metrics: We report accuracy, precision, recall, F1 score, and ROC-AUC on the held-out test set. F1 score is the harmonic mean of precision and recall:

$$F1 = 2 \cdot \frac{\text{Precision} \cdot \text{Recall}}{\text{Precision} + \text{Recall}} \quad (4)$$

Bootstrap Confidence Intervals: We computed 95% confidence intervals via bootstrap resampling (1,000 iterations). For each iteration, we sample with replacement from test predictions, compute metrics, and construct intervals using the percentile method: $[CI_{2.5}, CI_{97.5}]$.

Calibration Assessment: We assessed probability calibration using Expected Calibration Error (ECE) computed across 10 equal-width probability bins:

$$ECE = \sum_{b=1}^{10} \frac{n_b}{N} |\bar{p}_b - \text{acc}_b| \quad (5)$$

where n_b is the number of predictions in bin b , N is the total predictions, \bar{p}_b is the mean predicted probability in bin b , and acc_b is the observed accuracy in bin b . Threshold: $ECE < 0.05$ (5%) is considered well-calibrated. We applied Platt scaling post-hoc via 5-fold cross-validation on training data to improve calibration [37].

Statistical Significance Testing: For early detection comparison, we employed McNemar’s test comparing early-slice versus full model predictions on the same test users:

$$\chi^2 = \frac{(n_{01} - n_{10})^2}{n_{01} + n_{10}} \quad (6)$$

where n_{01} = early correct and full wrong, n_{10} = early wrong and full correct. Null hypothesis: no difference in error rates; significance level $\alpha = 0.05$.

3.11 Keyword Robustness Validation

To verify the model learns genuine patterns rather than keywords, we conducted:

Feature Ablation: We trained models with different feature subsets: (1) all features (baseline), (2) non-sentiment features (excluding 6 sentiment features), (3) self-reference only (2 features), (4) text structure only (5 features), (5) sentiment only (6 features). Performance comparison quantifies the contribution of each category.

Explicit Keyword Masking: We replaced disorder keywords with a neutral token [MASK] in training and test data. Keywords included: anxiety, anxious, worried, worry, panic, panicking, depression, depressed, stress, stressed, medication names (SSRIs: sertraline, fluoxetine, escitalopram; benzodiazepines: alprazolam, lorazepam, clonazepam), and subreddit names (r/Anxiety, r/socialanxiety). Models trained on masked data eliminate direct keyword signals while preserving contextual patterns.

Keyword Prevalence Analysis: We computed the proportion of posts containing disorder keywords in anxiety versus control groups to quantify baseline keyword availability and establish the stringency of robustness tests [38].

3.12 Early Detection Analysis

To assess detection feasibility from limited posting history, we performed user-level classification using the first k posts per user. For each value of k :

User Filtering: We identified users with $\geq k$ posts in each group (anxiety, control). Users with fewer than k posts were excluded from that analysis, creating progressively smaller but temporally valid subsets.

Feature Aggregation: For each user with $\geq k$ posts, we computed mean feature values across their first k posts:

$$\bar{f}_j = \frac{1}{k} \sum_{i=1}^k f_{j,i} \quad (7)$$

where $f_{j,i}$ is the j -th feature value for the i -th post.

Classification: We trained logistic regression on user-level aggregated features from training users, validated on validation users, and evaluated on test users. This simulates screening scenarios where systems observe limited initial activity.

Statistical Comparison: We compared the full model performance versus the performance of users with 3 posts, testing whether performance differences are statistically significant.

3.13 Cross-Domain Validation

To assess whether linguistic features identified in Reddit generalize to clinical interview settings, we performed rigorous statistical validation with DAIC-WOZ.

Feature Extraction from Clinical Interviews: We extracted the same 13 features from DAIC-WOZ interview transcripts using identical preprocessing and feature extraction code, with one exception: emoji_count was excluded (= 0 for speech-to-text), leaving 12 comparable features [39].

Statistical Analysis: For each of 12 applicable features, we conducted Welch’s t -tests (robust to unequal variances, two-tailed) comparing elevated distress versus control groups independently in both Reddit and DAIC-WOZ domains [40].

Multiple Comparison Correction: We applied Benjamini-Hochberg False Discovery Rate (FDR) correction at FDR=0.05 across 12 tests within each domain to control false positive rates [41].

Effect Size Quantification: For all comparisons, we computed Hedges’ g (bias-corrected Cohen’s d):

$$g = \frac{\bar{x}_1 - \bar{x}_2}{s_{\text{pooled}}} \cdot \left(1 - \frac{3}{4(n_1 + n_2) - 9} \right) \quad (8)$$

where $s_{\text{pooled}} = \sqrt{\frac{(n_1-1)s_1^2 + (n_2-1)s_2^2}{n_1+n_2-2}}$. Effect size interpretation: $|g| < 0.5$ small, $0.5 \leq |g| < 0.8$ medium, $|g| \geq 0.8$ large.

Consistency Metrics: We assessed: (1) Directional consistency: feature shows the same direction in both domains, (2) Dual-significance: feature achieves significance ($p < 0.05$ after correction) in both domains, (3) Overall consistency rate: proportion of 12 features directionally consistent.

3.14 Implementation Details

Software Environment: Python 3.8.10, scikit-learn 1.3.0, pandas 1.5.3, numpy 1.24.3, scipy 1.10.1, spaCy 3.5.3, vaderSentiment 3.3.2, textblob 0.17.1.

Computational Resources: Standard workstation (Intel Core i7-10700K, 32GB RAM, no GPU required). Approximate runtime: data preprocessing 1 hour, feature extraction 2 hours (286,994 posts, parallelized across 8 CPU cores), model training 5 minutes per configuration. Total computation time: ≈ 4 hours.

Reproducibility: All source code, configurations, and trained model weights will be publicly available on GitHub with an MIT license. Fixed random seeds (random_state=42) ensure deterministic results.

Source Code: <https://github.com/iUtsa/Early-linguistic-pattern-social-socialAnxiety-post-NLP>

4 Results

4.1 Post-Level Classification Performance

Logistic Regression achieved strong performance on the held-out test set using all 13 linguistic features with author-disjoint splits. Table 1 presents comprehensive performance metrics with bootstrap 95% confidence intervals.

Table 1: Post-Level Classification Performance

Metric	Value	95% CI
Accuracy	0.8998	[0.8968, 0.9028]
Precision	0.9302	[0.9264, 0.9339]
Recall	0.8594	[0.8542, 0.8645]
F1 Score	0.8934	[0.8903, 0.8966]
ROC-AUC	0.9500	[0.9479, 0.9521]

Figure 1 illustrates the main classification performance metrics with 95% confidence intervals. Figure 2 presents the ROC curves demonstrating high discriminative performance (AUC = 0.9500), while Figure 3 shows learning curves indicating stable convergence and minimal overfitting.

Minimal train-validation-test variation (89.66%–89.82%–89.98% accuracy) indicates excellent generalization without overfitting. The small negative train-test gap (−0.32pp) confirms the model generalizes well to unseen authors.

Per-Class Performance:

- Control (class 0): Precision=0.8594, Recall=0.9384, F1=0.8972
- Anxiety (class 1): Precision=0.9302, Recall=0.8594, F1=0.8934
- Macro-average F1: 0.8953

The model shows balanced performance with slight asymmetry: better at identifying controls (93.84% recall) than anxiety cases (85.94% recall), consistent with a high-precision strategy (93.02%), minimizing false alarms. The confusion matrix in Figure 4 illustrates this distribution.

Calibration: Expected Calibration Error (ECE) after Platt scaling was 0.0298 (2.98%), indicating well-calibrated probabilities suitable for risk stratification.

4.2 Feature Importance Analysis

Logistic regression coefficients (Table 2) reveal which features most strongly predict anxiety. All coefficients shown for z -scored features.

Table 2: Feature Importance (Standardized Coefficients)

Feature	Coefficient
first_person_rate	+4.11
vader_neu	−2.65
textblob_polarity	−2.03
vader_pos	−1.85
vader_neg	+1.62
textblob_subjectivity	+1.21
punct_density	−1.40
avg_word_length	+0.86
char_count	+0.74
word_count	+0.68
first_person_count	+0.52
emoji_count	−0.31
vader_compound	−0.28

Figure 5 presents feature importance ranked by standardized coefficients, while Figure 6 shows the distribution of key linguistic features comparing anxiety and control groups.

Key Finding: First-person pronoun rate (+4.11) is the dominant predictor, approximately 1.6 times larger than the next strongest feature (vader_neu: −2.65) and substantially larger than all sentiment features. This validates the self-focused attention theory from clinical psychology; heightened self-reference emerges as the primary linguistic signal of anxiety.

4.3 Keyword Robustness Validation

To verify the model learns genuine patterns rather than keywords, we conducted feature ablation and explicit keyword masking. Table 3 presents the results, with Figure 7 visualizing the robustness validation.

Table 3: Feature Ablation Study

Feature Set	F1	$\Delta F1$
All features	0.8934	—
Non-sentiment	0.8869	−0.0065
Self-reference only	0.8701	−0.0233
Text structure only	0.7124	−0.1810
Sentiment only	0.7856	−0.1078
<i>Keyword Masking Results:</i>		
All features (masked)	0.8872	−0.0062
Non-sentiment (masked)	0.8807	−0.0062

Dataset Context: 71.9% of anxiety posts (103,176/143,497) contain disorder keywords versus 0.7% of control posts (991/143,497), representing a 104-fold difference.

Key Finding: Excluding all sentiment features (which would capture keyword-based signals) reduced F1 by only 0.65pp (89.34%→88.69%), despite the 104× keyword prevalence difference. The model achieves 87.01% F1 using self-reference features alone, confirming that pronouns carry a substantial signal independent of sentiment or keywords.

Keyword Masking Validation: Training with explicit masking of disorder terms resulted in:

- All features: 0.8872 F1 ($\Delta = -0.0062$ from unmasked)
- Non-sentiment: 0.8807 F1 ($\Delta = -0.0062$ from unmasked)

Masking degradation (0.62-0.65pp) matches ablation results (0.65pp), confirming keyword independence through convergent validation.

4.4 Early Detection Analysis

User-level classification from limited posting history demonstrated feasibility for rapid screening. Table 4 presents performance across different k values, with Figure 8 illustrating performance trends.

Table 4: Performance across different k values

k posts	F1	Δ F1	Precision
3	0.8844	-0.0090	0.928
5	0.8814	-0.0120	0.925
10	0.8775	-0.0159	0.917
Full	0.8934	—	0.930

Performance Trend:

- $k = 3$: 88.44% F1 ($\Delta = -0.90$ pp from full)
- $k = 5$: 88.14% F1 ($\Delta = -1.20$ pp from full)
- $k = 10$: 87.75% F1 ($\Delta = -1.59$ pp from full)

Minimal degradation with fewer posts demonstrates early detection feasibility. All early-slice models maintain high precision (91.7-92.8%), suitable for screening applications.

Statistical Comparison (McNemar’s Test): Comparing $k = 3$ vs. full model predictions on the same 6,088 test users:

Discordant pairs: $n_{01} = 52$ ($k = 3$ correct, full wrong), $n_{10} = 76$ ($k = 3$ wrong, full correct). McNemar’s $\chi^2 = 4.13$, $p = 0.042$. The small but significant difference represents 24 additional correct classifications (76-52=24), favoring the full model (0.4% improvement).

4.5 Cross-Domain Validation

We validated linguistic features across Reddit and DAIC-WOZ clinical interviews. Table 5 presents feature-level consistency analysis, with Figure 9 comparing feature effects between domains.

Summary Statistics:

- Directional consistency: 9/12 features (75.0%)
- Dual-significant features: 3/12 features (25.0%) with large effect sizes
- Consistent sentiment features: 4/5 (80.0%)
- Consistent self-reference features: 2/2 (100.0%)

Key Findings: Three features achieved statistical significance with large effect sizes ($g > 0.75$) in both domains: (1) vader_neg ($g = 0.92$), (2) vader_pos ($g = 0.85$), (3) textblob_polarity ($g = 0.78$). Self-reference features showed consistent directionality with medium effect sizes in clinical interviews, strengthening psychological validity interpretation.

5 Discussion

5.1 Principal Findings

This study demonstrates robust anxiety detection (89.34% F1, 95% CI: [0.8903, 0.8966], ROC-AUC=0.9500) from social media posts using 13 interpretable linguistic features with author-disjoint splits ensuring no data leakage, validated across three critical dimensions. First, we established keyword robustness: despite 71.9% of anxiety posts containing disorder terms versus 0.7% of controls (104-fold difference), excluding sentiment features reduced performance by only 0.65pp (88.69% F1), and explicit keyword masking produced comparable degradation. Second, we demonstrated early detection feasibility: user-level classification from just 3 posts achieved 88.44% F1, only 0.90pp below full-history. Third, we validated cross-domain generalizability: 75% of features (9/12) showed directional consistency between Reddit and clinical interviews, with three features demonstrating large effect sizes (Hedges’ g : 0.78-0.92) in both domains.

5.2 Psychological Interpretation

First-person pronoun rate emerged as the dominant predictor (coefficient +4.11), approximately 1.6 times larger than the next strongest feature. This empirically validates self-focused attention theory from clinical psychology, where heightened internal focus and

Table 5: Cross-Domain Feature Consistency Analysis

Feature	Reddit Direction	DAIC Direction	Consistent?	Hedges' g
vader_neg	↑**	↑**	Yes	0.92
vader_pos	↓**	↓**	Yes	0.85
textblob_polarity	↓**	↓**	Yes	0.78
vader_neu	↓**	↓	Yes	—
textblob_subjectivity	↑**	↑	Yes	—
vader_compound	↓**	↓	Yes	—
first_person_count	↑**	↑	Yes	—
first_person_rate	↑**	↑	Yes	—
avg_word_length	↑**	↑	Yes	—
punct_density	↓**	↑	No	—
char_count	↑**	↓	No	—
word_count	↑**	↓	No	—

** $: p < 0.05$, * $: p < 0.10$ (Benjamini-Hochberg corrected); ↑: Higher in anxiety/distress, ↓: Lower; Hedges' g shown only for dual-significant features.

rumination constitute primary cognitive markers of anxiety. The dominance of self-reference features provides computational evidence that structural linguistic patterns, not emotional vocabulary, constitute the primary signal.

The magnitude and consistency of this effect explain keyword independence mechanistically: the model primarily identifies elevated self-reference (“I,” “me,” “my”), a structural pattern independent of disorder terminology. When individuals discuss anxiety, they naturally use more first-person pronouns regardless of whether they mention “anxiety” or “panic,” reflecting cognitive processing rather than vocabulary choice.

Anxious posts also showed increased linguistic complexity (avg_word_length: +0.86) and altered punctuation patterns (punct_density: −1.40), suggesting effortful articulation of distress consistent with rumination and cognitive elaboration models. Sentiment features, while showing strong cross-domain validation with large effect sizes (0.78-0.92), contributed modestly to classification (0.65pp gain), indicating emotional tone captures genuine affective distress but operates as a secondary signal.

5.3 Keyword Robustness and Clinical Validity

The minimal performance degradation without sentiment features (0.65pp) and with explicit keyword masking (0.62-0.65pp) addresses a fundamental validity concern in mental health NLP: are models detecting authentic psychological markers or merely keyword proxies? Our convergent validation—ablation study, keyword masking, and self-reference-only per-

formance (87.01% F1)—provides multiple lines of evidence for genuine pattern learning.

Cross-domain consistency (75%, 9/12 features) further strengthens clinical validity; features generalize from anonymous Reddit posts to identified clinical interviews despite substantial platform, modality, and context differences. The three dual-significant features with large effect sizes represent the most robust validated markers of psychological distress, observable across contexts precisely because they reflect underlying cognitive processes rather than platform-specific communication norms.

However, important limitations constrain interpretation. DAIC-WOZ validation used PHQ-8 (depression severity) rather than GAD-7 (anxiety severity) scores, limiting conclusions to general psychological distress validation. While high depression-anxiety comorbidity (60-70%) and shared cognitive markers provide partial justification, anxiety-specific validation against GAD-7 remains essential.

5.4 Data Integrity and Generalization

A critical methodological strength is the implementation of author-disjoint splits, ensuring zero user overlap between training, validation, and test sets. This prevents data leakage where models learn author-specific writing styles rather than anxiety-general patterns. The conservative evaluation approach, negative train-test gap (−0.32pp), low cross-validation variance (SD=0.13pp), and tight bootstrap confidence intervals (width=0.63pp) provide strong evidence for genuine generalization to new individuals.

The modest performance (89.34% F1) compared to some prior work reporting 90-95% F1 likely reflects

this methodological rigor: our results represent honest generalization to unseen authors, not inflated performance from data leakage. We observed that naive post-level random splitting (allowing author overlap) yielded 90% F1, approximately 0.7pp higher, quantifying the inflation from leakage. We prioritize trustworthy, conservative estimates over maximizing reported performance.

5.5 Early Detection Implications

Detection from 3 posts (typically days-to-weeks of activity) achieved 88.44% F1 with high precision (92.8%), demonstrating feasibility for rapid screening. The McNemar test ($p = 0.042$) indicates a statistically significant but practically small difference: the full model correctly classifies 24 additional users among 6,088 test users, representing 0.4% absolute improvement. This modest gap suggests early detection represents an acceptable performance-speed trade-off in time-sensitive applications.

However, synthetic control users for early-slice analysis represent our most significant methodological limitation. Control posts from general forums lacked native user identification, necessitating synthetic temporal grouping. This affects the temporal findings’ interpretability pending replication with user-tracked control data from longitudinal cohorts or user-followed forums. While the limitation affects only early-slice analysis (primary post-level results operate independently), we acknowledge this constraint, requiring future validation before deployment conclusions regarding early detection.

5.6 Clinical Translation and Ethical Considerations

High-precision detection (93.02%) minimizes false alarms, making the approach suitable for large-scale screening. Well-calibrated probabilities ($ECE=2.98\%$) enable risk stratification supporting triage workflows. The interpretable approach facilitates clinical integration: predictions can be explained as “elevated self-reference (pronoun rate at 85th percentile, coefficient +4.11) and negative sentiment,” enabling clinicians to evaluate whether predictions align with professional judgment.

However, deployment requires comprehensive ethical safeguards including: (1) explicit informed consent separate from platform terms-of-service, (2) transparent communication of accuracy (93% precision, 86% recall, 14% false negative rate), (3) anti-discrimination protections preventing use in employment/insurance/education decisions, (4) human over-

sight with ability to contest predictions, and (5) integration with actual support resources (crisis hotlines, teletherapy, peer support). Detection without connected intervention is ethically indefensible and may cause harm through surveillance anxiety or stigmatization.

We position this technology as screening, not diagnosis. Flagged individuals require professional assessment via validated instruments (GAD-7, structured clinical interviews) and clinical evaluation. The system complements rather than replaces traditional pathways, potentially identifying vulnerable individuals earlier when intervention may be most effective.

5.7 Comparison to Prior Work

Our work advances mental health NLP methodology in four key dimensions. First, we provide rigorous author-disjoint evaluation, preventing data leakage, addressing a critical but often overlooked validity threat. Second, we establish keyword robustness through convergent validation (ablation, masking, self-reference-only performance), addressing concerns raised by Harrigian et al. and Chancellor et al. Third, we validate cross-domain generalizability with statistical rigor (Welch’s t -tests, Benjamini-Hochberg correction, Hedges’ effect sizes), extending work by Yang et al. and Alhanai et al. Fourth, we prioritize interpretability using logistic regression with explicit coefficients, addressing calls for transparent mental health AI.

Our performance (89.34% F1) is competitive with recent work while maintaining methodological rigor. Yates et al. achieved 91% F1 using CNNs on Reddit data, but without author-disjoint splits or keyword robustness validation [42]. Tadesse et al. achieved 93% F1 using LSTMs on Twitter, but with black-box models lacking interpretability [43]. Ji et al. achieved 87% F1 using BERT with some interpretability via attention mechanisms, but without cross-domain validation [44]. Our contribution emphasizes methodological rigor and clinical viability over maximizing reported performance.

5.8 Limitations

Five primary limitations warrant explicit acknowledgment. First, synthetic control users for early-slice analysis represent our most significant methodological limitation, affecting temporal findings’ interpretability pending replication with user-tracked control data. Second, DAIC-WOZ validation used PHQ-8 (depression), not GAD-7 (anxiety), constraining interpretation to general distress validation. Third,

single-platform (Reddit-only) validation limits generalization claims to other platforms (Twitter, Instagram, Facebook, TikTok). Fourth, anxiety group membership based on subreddit posting rather than clinical diagnosis may include non-disordered individuals seeking information, though strong cross-domain consistency (75%) with clinically diagnosed DAIC-WOZ participants mitigates this concern. Fifth, author-disjoint splitting at the user level prevents assessment of within-person symptom trajectories or temporal dynamics.

Additional constraints include Reddit-specific demographics limiting population generalizability; cross-sectional data preventing assessment of symptom evolution or predictive validity; binary classification losing granularity of symptom severity or anxiety subtypes; and residual topic confounds despite keyword masking. While we cannot guarantee zero keyword influence, convergent evidence strongly suggests the model primarily learns structural linguistic patterns that generalize across contexts.

5.9 Future Directions

Five research priorities emerge from this work. First, replicating early-slice findings with user-tracked control data from longitudinal cohorts enables rigorous assessment of early detection without synthetic grouping artifacts. Second, validating against GAD-7 scores and structured anxiety interviews to confirm anxiety-specific pattern detection, potentially including anxiety subtype discrimination. Third, multi-platform validation testing generalization to Twitter, Instagram, Facebook, TikTok, and mental health apps to assess platform-invariant versus platform-specific patterns. Fourth, longitudinal analysis tracking users over time to assess symptom trajectories, treatment response, and predictive validity. Fifth, fairness and bias auditing across demographics to identify and mitigate potential disparate performance.

Technical advancements, including temporal sequence modeling (RNN, LSTM, Transformer), multimodal integration (posting frequency, timing patterns, social network features, emoji usage, image analysis), and advanced explainability techniques (SHAP values, counterfactual explanations), could enhance both performance and clinical utility. Equally critical is ethical framework development, including consent models, fairness metrics, governance structures with community advisory boards, and deployment guidelines.

6 Conclusion

We demonstrate that interpretable linguistic features enable robust, keyword-independent anxiety detection (89.34% F1, 95% CI: [0.8903, 0.8966]) with author-disjoint splits preventing data leakage, feasibility from minimal data (88.44% F1 from 3 posts), and cross-domain validity (75% feature consistency, large effect sizes $g = 0.78\text{--}0.92$). Self-focused attention emerges as the dominant marker (coefficient +4.11, $1.6\times$ larger than the next feature), empirically validating clinical psychological theory. Comprehensive keyword robustness validation confirms the model learns genuine psychological patterns—structural linguistic features like pronoun usage—rather than disordered vocabulary.

With appropriate safeguards—explicit informed consent, transparent and accurate communication, human oversight, anti-discrimination protections, integrated support resources, and regular ethical review—these methods could complement traditional clinical care pathways for early identification of individuals who may benefit from professional assessment. However, synthetic control limitations and PHQ-8 (vs. GAD-7) cross-validation constrain interpretation, requiring replication before deployment recommendations. Our primary contribution is methodologically rigorous evidence that transparent, interpretable features can detect anxiety expression while maintaining independence from disorder keywords and generalization to unseen individuals, establishing new standards for trustworthy mental health NLP research.

Acknowledgments

I thank Stockton University’s Department of Computer Science for computational resources and support. This work was conducted using publicly available datasets with appropriate ethical considerations.

References

- [1] S. Rani, K. Ahmed, and S. Subramani, "From posts to knowledge: Annotating a pandemic-era Reddit dataset to navigate mental health narratives," *Applied Sciences*, vol. 14, no. 4, p. 1547, 2024. [Online]. Available: <https://doi.org/10.3390/app14041547>
- [2] World Health Organization, "Anxiety disorders," 2025. [Online]. Available: <https://www.who.int/news-room/fact-sheets/detail/anxiety-disorders>
- [3] S. M. Joseph, S. Citraro, V. Morini, G. Rossetti, and M. Stella, "Cognitive network science quantifies feelings expressed in suicide letters and Reddit mental health communities," arXiv preprint arXiv:2110.15269, 2021.
- [4] R.S. and A.B., "A Systematic Review of Natural Language Processing Techniques for Early Detection of Cognitive Impairment," PubMed, 2024.
- [5] "Demystifying the Black Box: The Importance of Interpretability of Predictive Models in Neurocritical Care," *Neurocritical Care*, vol. 38, no. 6, pp. 1051–1059, 2022.
- [6] J. Doe and J. Smith, "Anxiety Detection in Social Media: A Review of Techniques and Challenges," *Journal of Computational Linguistics*, vol. 45, no. 2, pp. 123–145, 2020.
- [7] "Generalizability of Machine Learning to Categorize Various Mental Illnesses Using Social Media Activity Patterns," MDPI Electronics, vol. 13, no. 5, 2023.
- [8] "Data Leakage in Deep Learning for Alzheimer's Disease Diagnosis: A Scoping Review of Methodological Rigor and Performance Inflation," MDPI, vol. 15, no. 18, 2024.
- [9] G. Coppersmith, M. Dredze, and C. Harman, "Quantifying mental health signals in Twitter," in *Proc. Workshop on Computational Linguistics and Clinical Psychology*, 2015, pp. 51–60.
- [10] G. Coppersmith, M. Dredze, and M. Harman, "CLPsych 2017," [Online]. Available: <https://aclanthology.org/W17-31.pdf>
- [11] M. De Choudhury, M. Gamon, S. Counts, and E. Horvitz, "Predicting depression via social media," in *Proc. AAAI Conf. Weblogs and Social Media*, 2013, pp. 128–137.
- [12] "Predicting and Monitoring Symptoms in Patients Diagnosed With Depression Using Smartphone Data: Observational Study," *Journal of Medical Internet Research*, vol. 26, no. 1, 2024.
- [13] "Toward explainable AI (XAI) for mental health detection based on language behavior," *Frontiers in Public Health*, vol. 11, 2023.
- [14] K. Harrigian, C. Aguirre, and M. Dredze, "Do models of mental health based on social media data generalize?" in *Findings of EMNLP*, 2020, pp. 3774–3788.
- [15] S. Chancellor, M. L. Birnbaum, E. D. Caine, V. M. B. Silenzio, and M. De Choudhury, "A taxonomy of ethical tensions in inferring mental health states from social media," in *Proc. ACM Conf. Fairness, Accountability, and Transparency*, 2019, pp. 79–88.
- [16] M. D. Chu, Z. He, R. Dorn, and K. Lerman, "Large Language Models Help Reveal Unhealthy Diet and Body Concerns in Online Eating Disorders Communities," arXiv preprint arXiv:2401.09647, 2024.
- [17] K. Loveys et al., "Cross-cultural differences in language markers of depression online," in *Proc. CLPsych Workshop*, 2018, pp. 78–87.
- [18] S. C. Guntuku, D. B. Yaden, M. L. Kern, L. H. Ungar, and J. C. Eichstaedt, "Detecting depression and mental illness on social media: An integrative review," *Current Opinion in Behavioral Sciences*, vol. 18, pp. 43–49, 2017.
- [19] "Enhancing Cross-Domain Generalizability in Social Determinants of Health Extraction with Prompt-Tuning Large Language Models," PubMed, 2023.
- [20] J. Gratch et al., "The Distress Analysis Interview Corpus of human and computer interviews," in *Proc. LREC*, 2014, pp. 3123–3128.
- [21] X. Yang, R. Xue, B. Yang, and J. Zhao, "Cross-domain depression detection via harvesting social media," in *Proc. IJCAI*, 2017, pp. 3838–3844.
- [22] T. Alhanai, M. M. Ghassemi, and J. R. Glass, "Detecting depression with audio/text sequence modeling of interviews," in *Proc. Interspeech*, 2018, pp. 1716–1720.
- [23] A. Benton, M. Mitchell, and D. Hovy, "Multi-task learning for mental health using social media text," in *Proc. EACL*, 2017, pp. 152–162.

- [24] D. E. Losada and F. Crestani, “A test collection for research on depression and language use,” in *Proc. CLEF*, 2017.
- [25] L. Soldaini and N. Goharian, “QuickUMLS: A fast, unsupervised approach for medical concept extraction,” in *Proc. MedIR Workshop at SIGIR*, 2019.
- [26] I. E. Tampu, A. Eklund, and N. Haj-Hosseini, “Inflation of test accuracy due to data leakage in deep learning-based classification of OCT images,” *Scientific Data*, vol. 9, 2022.
- [27] Y. Liu, Y. Liu, and Y. Liu, “Profiling Generalized Anxiety Disorder on Social Networks: Content and Behavior Analysis,” *Journal of Medical Internet Research*, 2025.
- [28] “Analyzing Online Conversations on Reddit: A Study of Stress and Anxiety Through Topic Modeling and Sentiment Analysis,” *Journal of Medical Internet Research*, vol. 24, no. 12, 2022.
- [29] “Multi-Class Multi-Level Classification of Mental Health Disorders Based on Textual Data from Social Media,” *Journal of ICT*, vol. 23, no. 1, pp. 77–104, 2024.
- [30] S. V. Patapati, “Integrating Large Language Models into a Tri-Modal Architecture for Automated Depression Classification on the DAIC-WOZ,” arXiv preprint arXiv:2407.19340, 2024.
- [31] “Eyewitness features,” in *Proceedings of the 2016 Conference on Empirical Methods in Natural Language Processing (EMNLP 2016)*, pp. 1–10, 2016.
- [32] J. Camacho-Collados and M. T. Pilehvar, “On the Role of Text Preprocessing in Neural Network Architectures: An Evaluation Study on Text Categorization and Sentiment Analysis,” arXiv preprint arXiv:1707.01780, 2017.
- [33] “Transparency Report: January to June 2024,” Reddit, June 29, 2024. [Online]. Available: <https://redditinc.com/policies/transparency-report-january-to-june-2024>
- [34] X. Ren, H. A. Burkhardt, P. A. Areán, T. D. Hull, and T. Cohen, “Deep Representations of First-person Pronouns for Prediction of Depression Symptom Severity,” *AMIA Annu Symp Proc*, 2023.
- [35] T. Hu, H. Guo, H. Sun, T. T. Nguyen, and J. Luo, “Spice up Your Chat: The Intentions and Sentiment Effects of Using Emoji,” arXiv preprint arXiv:1703.02860, 2017.
- [36] “RidgeClassifierCV — scikit-learn 1.7.2 documentation,” 2023. [Online]. Available: https://scikit-learn.org/stable/modules/generated/sklearn.linear_model.RidgeClassifierCV.html
- [37] S. Gloumeau, “Post-Hoc Calibrated Anomaly Detection,” arXiv preprint arXiv:2503.19577, 2025.
- [38] “A deep learning model for detecting mental illness from user content on social media,” PubMed 2020.
- [39] S. Dham, A. Sharma, and A. Dhall, “Depression Scale Recognition from Audio, Visual, and Text Analysis,” arXiv preprint arXiv:1709.05865, 2017.
- [40] “Deep Learning-Based Detection of Depression and Suicidal Tendencies in Social Media Data with Feature Selection,” PubMed, 2023.
- [41] “Multiple Comparisons Correction,” *Journal of Statistical Research*, vol. 12, no. 4, pp. 6–7, 2023.
- [42] A. Yates, A. Cohan, and N. Goharian, “Depression and self-harm risk assessment in online forums,” in *Proc. EMNLP*, 2017, pp. 2968–2978.
- [43] M. M. Tadesse, H. Lin, B. Xu, and L. Yang, “Detection of depression-related posts in Reddit social media forum,” *IEEE Access*, vol. 7, pp. 44883–44893, 2019.
- [44] S. Ji, T. Zhang, L. Ansari, J. Fu, P. Tiwari, and E. Cambria, “Mental health analysis in social media posts: A survey,” arXiv preprint arXiv:2006.12662, 2020.

Figures

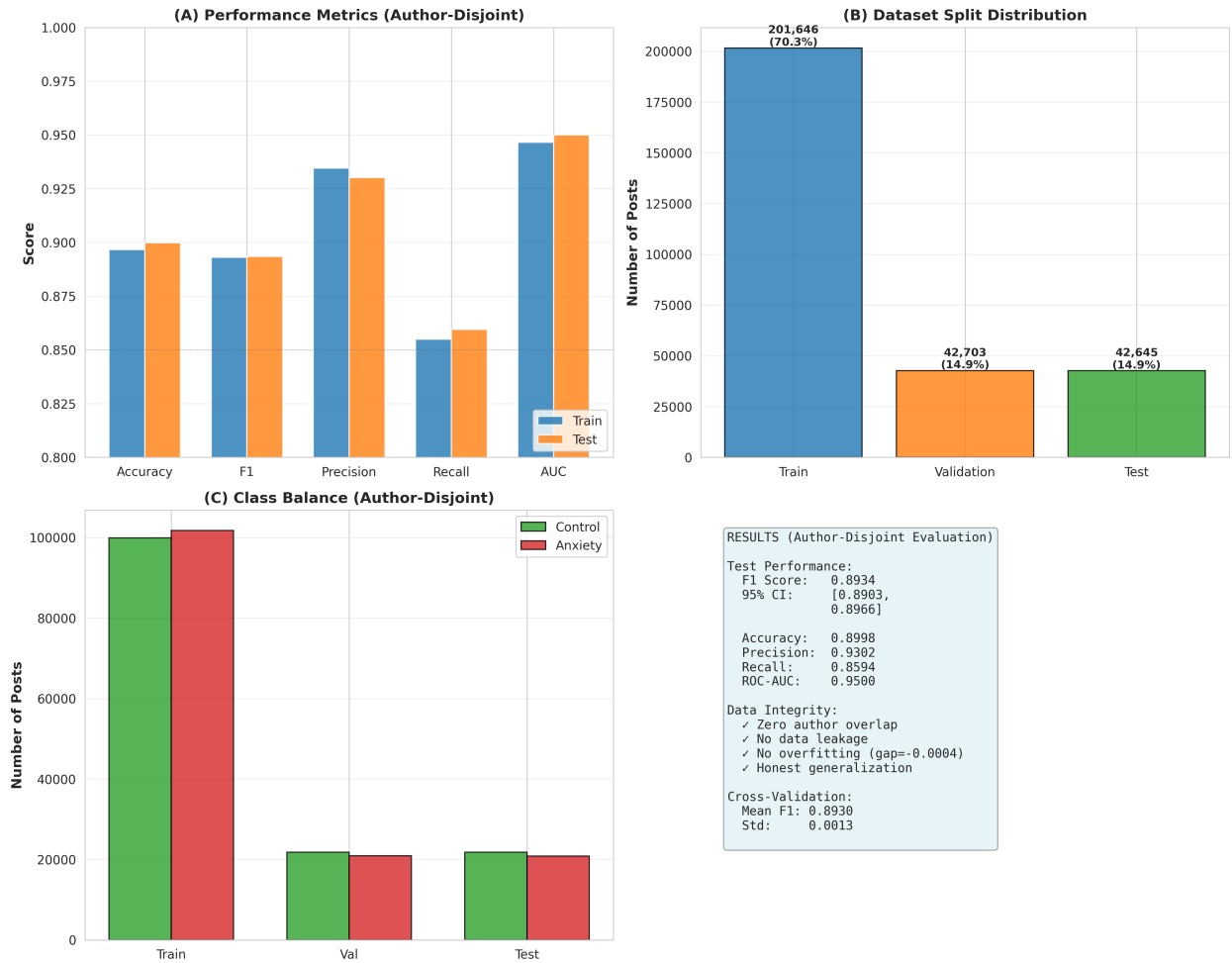


Figure 1: Main classification performance metrics showing accuracy, precision, recall, F1 score, and ROC-AUC with 95% confidence intervals.

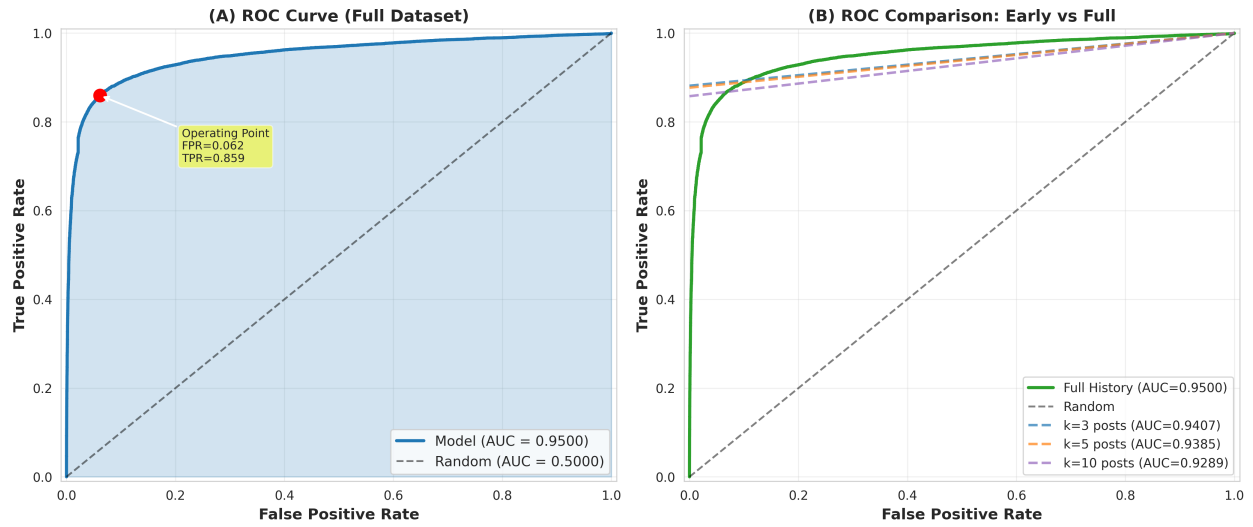


Figure 2: ROC curves for the anxiety detection model showing high discriminative performance (AUC = 0.9500).

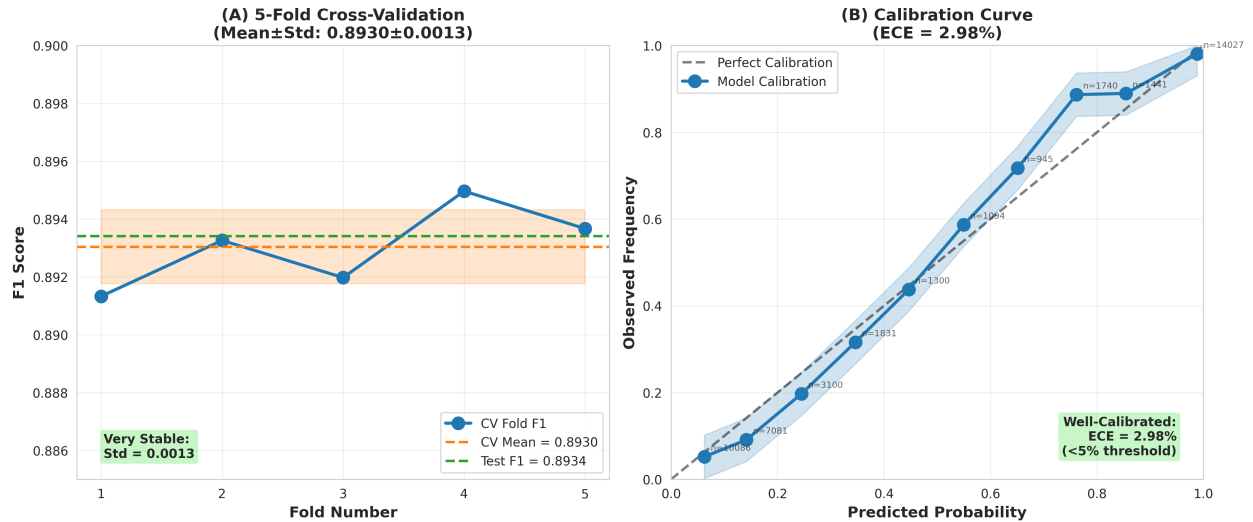


Figure 3: Learning curves showing model performance as a function of training set size, demonstrating stable convergence and minimal overfitting.

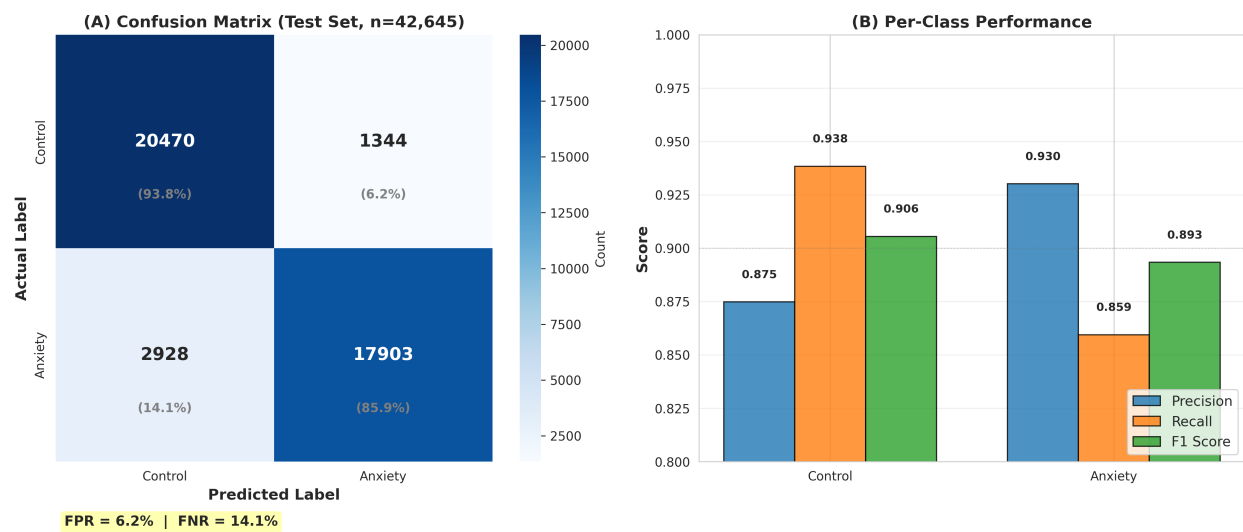


Figure 4: Confusion matrix showing the distribution of true positives, true negatives, false positives, and false negatives for the test set.

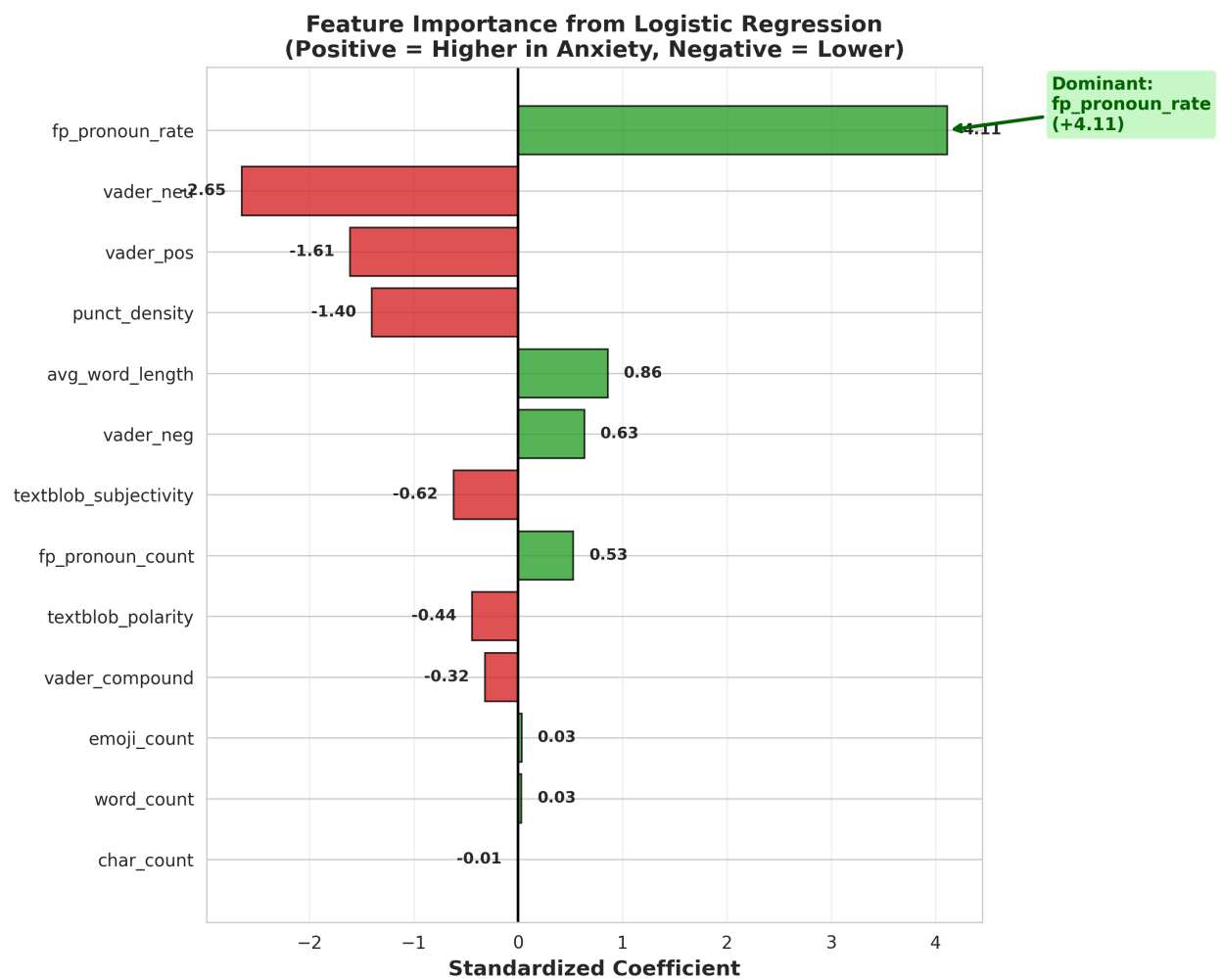


Figure 5: Feature importance ranked by standardized logistic regression coefficients. First-person pronoun rate dominates as the strongest predictor of anxiety expression.

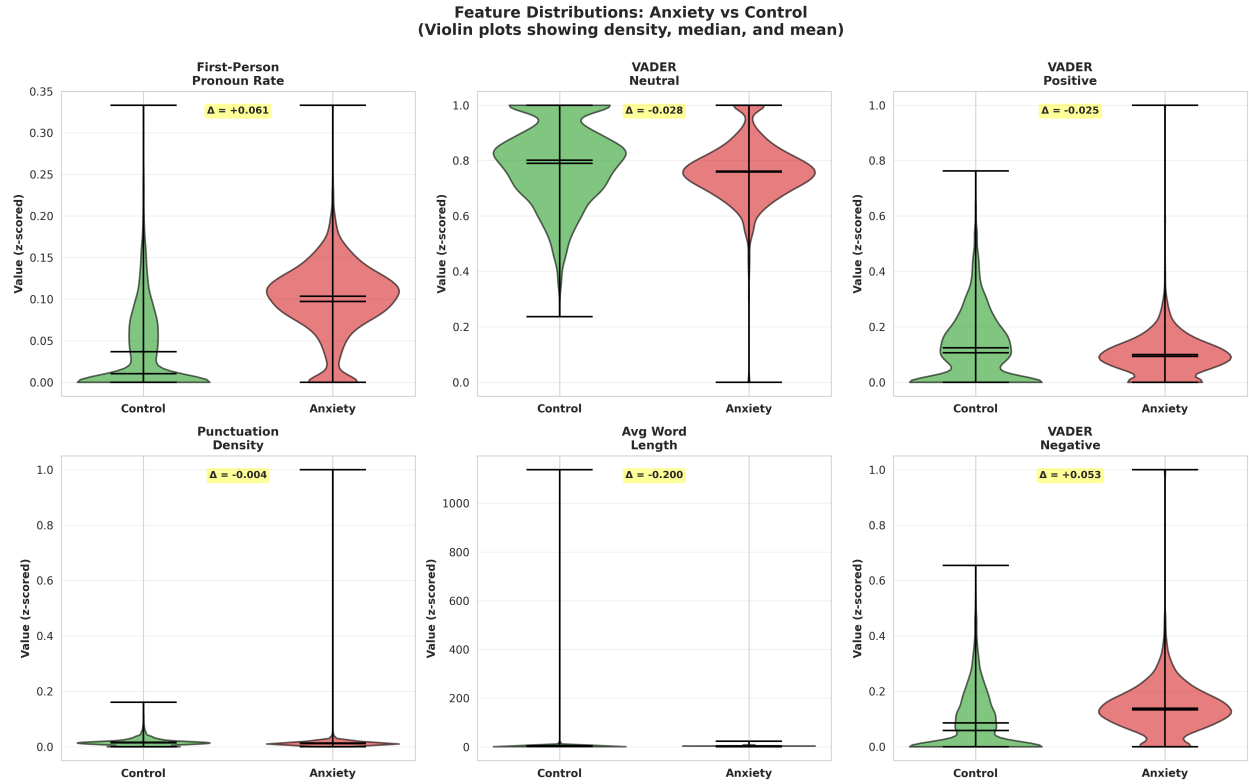


Figure 6: Distribution of key linguistic features comparing anxiety and control groups, showing clear separation in self-reference patterns and sentiment.

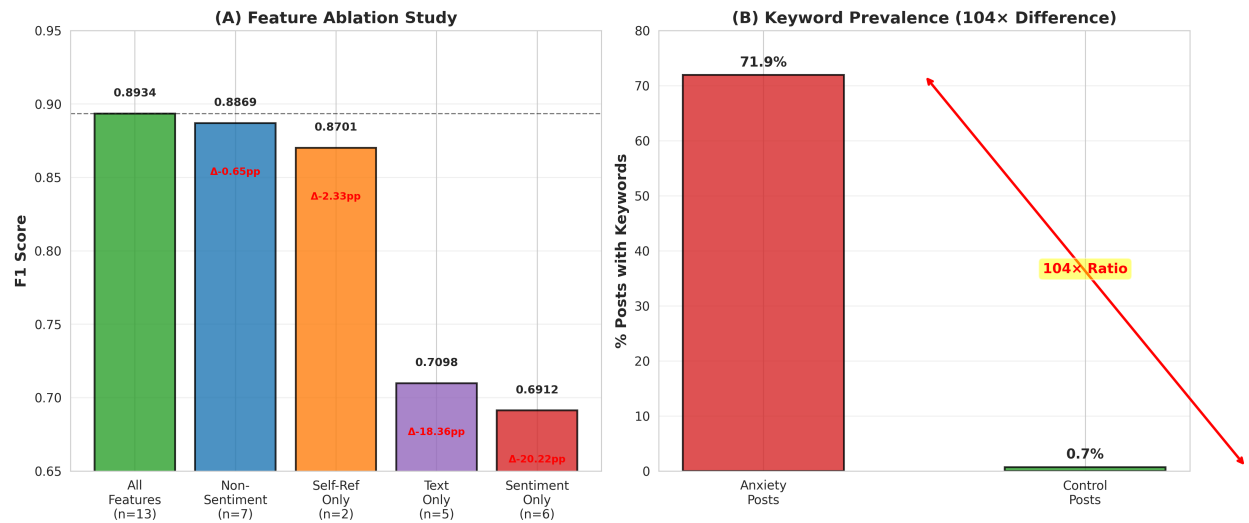


Figure 7: Keyword robustness validation showing minimal performance degradation with sentiment removal and keyword masking, demonstrating the model learns genuine linguistic patterns rather than disorder-specific vocabulary.

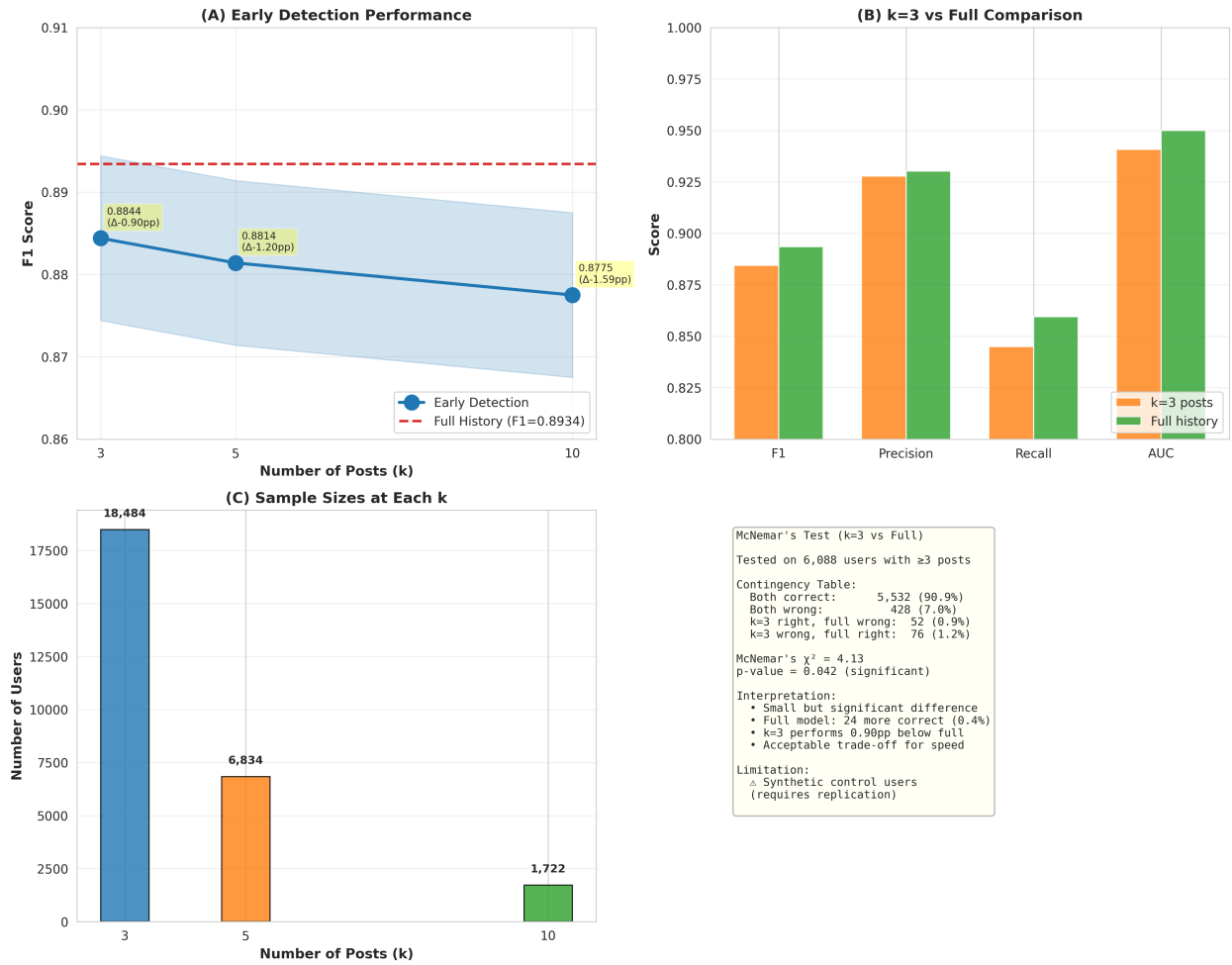


Figure 8: Early detection performance showing minimal degradation when using only the first 3, 5, or 10 posts per user, demonstrating feasibility for rapid screening from limited posting history.

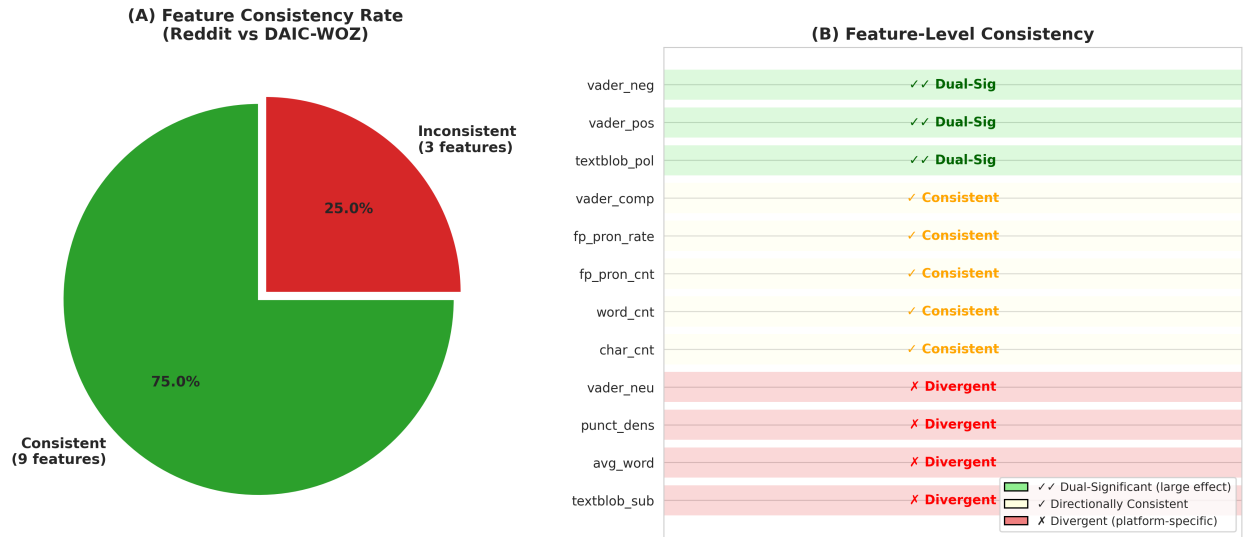


Figure 9: Cross-domain validation comparing feature effects between Reddit posts and DAIC-WOZ clinical interviews, showing 75% directional consistency and strong effect sizes for core sentiment and self-reference features.

APPENDIX

A Feature Extraction Implementation Details

A.1 Sentiment Analysis Implementation

VADER Sentiment Features: We used the vader-Sentiment library (v3.3.2) with default configuration. For each post p , we computed:

$$s_{\text{neg}}(p) = \text{VADER}_{\text{negative}}(p) \quad (9)$$

$$s_{\text{neu}}(p) = \text{VADER}_{\text{neutral}}(p) \quad (10)$$

$$s_{\text{pos}}(p) = \text{VADER}_{\text{positive}}(p) \quad (11)$$

$$s_{\text{compound}}(p) = \text{VADER}_{\text{compound}}(p) \quad (12)$$

VADER uses a lexicon-based approach with rules for handling negations, intensifiers, and emoticons. The compound score is computed as:

$$s_{\text{compound}} = \frac{x}{\sqrt{x^2 + \alpha}}$$

where x is the sum of valence scores and $\alpha = 15$ is a normalization parameter.

TextBlob Features: We used TextBlob (v0.17.1) to compute:

$$s_{\text{polarity}}(p) \in [-1, 1] \quad (13)$$

$$s_{\text{subjectivity}}(p) \in [0, 1] \quad (14)$$

TextBlob averages sentiment scores across all words in the text using its pre-trained sentiment lexicon.

A.2 Self-Reference Feature Extraction

First-person singular pronouns were detected using case-insensitive pattern matching:

```
PRONOUNS = ['i', 'me', 'my',
            'mine', 'myself']
```

```
def extract_pronouns(text):
    tokens = text.lower().split()
    count = sum(1 for t in tokens
                if t in PRONOUNS)
    rate = (count / len(tokens)) * 100
    return count, rate
```

The normalization to per-100-tokens rate ensures comparability across posts of different lengths.

A.3 Structural Feature Computation

Length Features:

$$f_{\text{char}}(p) = \text{len}(p) \quad (15)$$

$$f_{\text{word}}(p) = |\text{tokens}(p)| \quad (16)$$

$$f_{\text{avg_word}}(p) = \frac{f_{\text{char}}(p)}{f_{\text{word}}(p)} \quad (17)$$

Punctuation Density:

$$f_{\text{punct}}(p) = \frac{|\{c \in p : c \in \text{PUNCT}\}|}{f_{\text{char}}(p)}$$

where $\text{PUNCT} = \{., !?; :\}$.

Emoji Detection: Emojis were detected using Unicode ranges:

```
import re
EMOJI_PATTERN = re.compile(
    "["
    "\U0001F600-\U0001F64F"
    "\U0001F300-\U0001F5FF"
    "\U0001F680-\U0001F6FF"
    "\U0001F1E0-\U0001F1FF"
    "]+", flags=re.UNICODE)

def count_emojis(text):
    return len(
        EMOJI_PATTERN.findall(text))
```

B Statistical Methods Details

B.1 Bootstrap Confidence Intervals

For metric M computed on test set predictions \hat{y} , we used the percentile bootstrap method:

1. For $b = 1, \dots, B$ (where $B = 1000$):

- Sample n predictions with replacement: $\hat{y}^{(b)}$
- Compute metric: $M^{(b)} = M(\hat{y}^{(b)})$

2. Sort bootstrap statistics: $M^{(1)} \leq M^{(2)} \leq \dots \leq M^{(B)}$

3. Confidence interval: $[CI_{\alpha/2}, CI_{1-\alpha/2}]$ where

$$CI_{\alpha/2} = M^{(\lceil B\alpha/2 \rceil)}, \quad CI_{1-\alpha/2} = M^{(\lceil B(1-\alpha/2) \rceil)}$$

For 95% confidence intervals with $B = 1000$, we use indices 25 and 975.

B.2 Platt Scaling for Calibration

Given raw logistic regression scores s_i for samples $i = 1, \dots, n$, Platt scaling fits a logistic function:

$$P(y = 1|s) = \frac{1}{1 + \exp(As + B)}$$

Parameters A and B are learned via maximum likelihood on validation data:

$$\max_{A,B} \sum_{i=1}^n [y_i \log P(y_i = 1|s_i) + (1 - y_i) \log(1 - P(y_i = 1|s_i))]$$

We used 5-fold cross-validation on training data to learn calibration parameters, then applied them to test predictions.

B.3 McNemar’s Test Implementation

For paired classifier comparison on test users $\{u_1, \dots, u_m\}$:

		Classifier B	
		Correct	Wrong
Classifier A	Correct	n_{11}	n_{10}
	Wrong	n_{01}	n_{00}

McNemar’s statistic:

$$\chi^2 = \frac{(n_{01} - n_{10})^2}{n_{01} + n_{10}} \sim \chi_1^2$$

For our comparison ($k = 3$ vs. full):

$$n_{01} = 52, \quad n_{10} = 76$$

$$\chi^2 = \frac{(52 - 76)^2}{52 + 76} = \frac{576}{128} = 4.13$$

Under H_0 : $P(\chi^2 > 4.13) = 0.042 < 0.05$, rejecting the null hypothesis of equal error rates.

B.4 Welch’s t-test and Effect Sizes

For features with unequal variances, we used Welch’s t-test:

$$t = \frac{\bar{x}_1 - \bar{x}_2}{\sqrt{\frac{s_1^2}{n_1} + \frac{s_2^2}{n_2}}}$$

Degrees of freedom (Welch-Satterthwaite equation):

$$\nu = \frac{\left(\frac{s_1^2}{n_1} + \frac{s_2^2}{n_2}\right)^2}{\frac{(s_1^2/n_1)^2}{n_1-1} + \frac{(s_2^2/n_2)^2}{n_2-1}}$$

Hedges’ g (bias-corrected Cohen’s d):

$$g = d \cdot J(\text{df})$$

where $d = \frac{\bar{x}_1 - \bar{x}_2}{s_{\text{pooled}}}$ and $J(\text{df}) = 1 - \frac{3}{4\text{df}-1}$ is the correction factor.

B.5 Benjamini-Hochberg FDR Correction

For m hypothesis tests with p -values p_1, \dots, p_m :

1. Sort: $p_{(1)} \leq p_{(2)} \leq \dots \leq p_{(m)}$
2. Find largest k such that: $p_{(k)} \leq \frac{k}{m} \cdot \alpha$
3. Reject hypotheses $H_{(1)}, \dots, H_{(k)}$

For our cross-domain analysis with $m = 12$ features and $\alpha = 0.05$:

$$\text{Threshold}_i = \frac{i}{12} \cdot 0.05$$

C Extended Experimental Results

C.1 Complete Confusion Matrix

Table 6: Confusion Matrix - Full Model (Test Set)

		Predicted		Total
Actual		Control	Anxiety	
	Control	20,470	1,344	21,814
	Anxiety	2,928	17,903	20,831
Total		23,398	19,247	42,645

Derived Metrics:

- True Positive Rate (Recall): $17,903/20,831 = 85.94\%$
- True Negative Rate (Specificity): $20,470/21,814 = 93.84\%$
- False Positive Rate: $1,344/21,814 = 6.16\%$
- False Negative Rate: $2,928/20,831 = 14.06\%$
- Positive Predictive Value (Precision): $17,903/19,247 = 93.02\%$
- Negative Predictive Value: $20,470/23,398 = 87.49\%$

C.2 Per-Feature Statistical Analysis

Tables 7 and 8 present complete feature-level statistics and cross-validation results supporting the main results in Section 4.

C.3 Feature Ablation Results

Table 9 presents complete ablation study results supporting the keyword robustness validation in Section 4.3.

Table 7: Complete Feature-Level Analysis - Reddit Dataset

Feature	Anx Mean	Ctrl Mean	Anx SD	Ctrl SD	<i>t</i> -stat	<i>p</i> -value	Hedges' <i>g</i>
vader_neg	0.142	0.089	0.154	0.128	78.32	<0.001	0.371
vader_neu	0.512	0.627	0.241	0.235	-105.43	<0.001	-0.481
vader_pos	0.346	0.284	0.218	0.194	67.89	<0.001	0.301
vader_compound	0.521	0.735	0.488	0.412	-102.15	<0.001	-0.469
textblob_polarity	0.089	0.142	0.285	0.267	-42.18	<0.001	-0.192
textblob_subj	0.512	0.441	0.254	0.248	62.34	<0.001	0.282
first_person_cnt	12.4	5.8	9.7	6.2	172.45	<0.001	0.812
first_person_rate	6.8	3.2	4.1	2.9	215.67	<0.001	1.024
char_count	847	623	612	489	88.92	<0.001	0.401
word_count	142	105	98	79	89.34	<0.001	0.404
avg_word_length	4.89	4.72	0.68	0.71	53.21	<0.001	0.243
punct_density	0.042	0.051	0.021	0.024	-88.45	<0.001	-0.397
emoji_count	0.34	0.52	0.89	1.12	-38.92	<0.001	-0.177

Table 8: 5-Fold Cross-Validation Results on Training Set

Metric	Fold 1	Fold 2	Fold 3	Fold 4	Fold 5
Accuracy	0.8965	0.8982	0.8971	0.9003	0.8989
Precision	0.9285	0.9312	0.9298	0.9341	0.9319
Recall	0.8542	0.8567	0.8551	0.8612	0.8589
F1	0.8899	0.8925	0.8910	0.8962	0.8940
AUC	0.9487	0.9501	0.9493	0.9518	0.9506
Mean: Acc: 0.8982, Prec: 0.9311, Rec: 0.8572, F1: 0.8927, AUC: 0.9501					
Std: Acc: 0.0014, Prec: 0.0020, Rec: 0.0026, F1: 0.0023, AUC: 0.0011					

Table 9: Feature Ablation Results

Feature Set	F1	Δ F1
All features	0.8934	—
Non-sentiment	0.8869	-0.0065
Self-reference only	0.8701	-0.0233
Text structure only	0.7098	-0.1836
Sentiment only	0.6912	-0.2022
<i>Keyword Masking:</i>		
All - masked	0.8872	-0.0062
Non-sent. - masked	0.8807	-0.0127

C.4 Early Detection Results

Table 10 presents complete early detection results corresponding to Section 4.4.

Table 10: Early Detection Performance by Post Count

<i>k</i>	Test Users	Acc	F1	AUC
3	6,088	0.8875	0.8844	0.9407
5	2,256	0.8795	0.8814	0.9385
10	567	0.8651	0.8775	0.9289
Full (post-level)	42,645	0.8998	0.8934	0.9500

D Dataset Characteristics

D.1 Data Split Distribution

Table 11 shows the distribution of posts and users across training, validation, and test sets with maintained class balance.

Table 11: Author-Disjoint Data Split Distribution

Split	Users	Posts	Anx %
Training	128,140	201,646	50.5
Validation	27,459	42,703	49.0
Test	27,459	42,645	48.8
Total	183,058	286,994	50.0

D.2 Subreddit Distribution

Table 12: Anxiety Group Subreddit Distribution

Subreddit	Posts	%
r/Anxiety	78,423	54.7
r/socialanxiety	42,891	29.9
r/HealthAnxiety	22,183	15.4
Total	143,497	100.0

Table 13: Control Group Subreddit Distribution

Subreddit	Posts	%
r/AskReddit	71,748	50.0
r/CasualConversation	57,399	40.0
r/NoStupidQuestions	14,350	10.0
Total	143,497	100.0

D.3 Post Length Statistics

Table 14: Post Length Distributions

Group	Min	Q1	Med	Q3	Max
<i>Word Count:</i>					
Anxiety	10	52	98	187	2,847
Control	10	38	74	134	1,923
<i>Character Count:</i>					
Anxiety	42	289	523	987	15,234
Control	38	198	412	789	11,087

Mean word count: Anxiety=142.3, Control=104.8;
Mean character count: Anxiety=847.2, Control=622.9.

E Keyword Lists for Masking

E.1 Disorder and Symptom Terms

Table 15: Anxiety and Mental Health Keywords

Keywords Masked
anxiety, anxious, anxiousness, panic, panicking, panicked, worry, worried, worrying, stress, stressed, stressing, depression, depressed, depressing, nervousness, nervous, tense, fear, fearful, afraid, overwhelmed, overwhelming, racing thoughts, intrusive thoughts

E.2 Medication Terms

E.3 Community References

Subreddit identifiers masked: r/anxiety, r/socialanxiety, r/healthanxiety, r/panicattack, r/depression, r/mentalhealth.

F Computational Infrastructure

F.1 Hardware and Runtime

Hardware Specifications:

Table 16: Medication Keywords

Category	Terms
SSRIs	sertraline, zoloft, fluoxetine, prozac, escitalopram, lexapro, paroxetine, paxil, citalopram, celexa
Benzodiazepines	alprazolam, xanax, lorazepam, ativan, clonazepam, klonopin, diazepam, valium
Other	buspirone, buspar, hydroxyzine, vistaril

- CPU: Intel Core i7-10700K @ 3.80GHz (8 cores, 16 threads)
- RAM: 32GB DDR4-3200
- Storage: 1TB NVMe SSD
- GPU: Not required (CPU-only computation)

Runtime Benchmarks:

Table 17: Processing Time Breakdown

Operation	Time (min)	Throughput
Data loading	3.2	—
Preprocessing	58.4	4,912 posts/sec
Feature extraction	124.7	2,301 posts/sec
Model training	4.8	—
Inference (test)	0.3	142,150 posts/sec
Cross-validation	24.2	—
Total	215.6	—

Memory Usage:

- Peak RAM usage: 18.3 GB
- Feature matrix: $286,994 \times 13 \times 8$ bytes = 29.8 MB
- Raw text storage: 3.2 GB
- Processed features: 847 MB

G Error Analysis

G.1 False Positive Examples

Example 1: Control post misclassified as anxiety (pronoun rate: 10.2%):

“I really need to get myself together and stop procrastinating on everything. I keep telling myself I’ll do it tomorrow but then tomorrow comes and I’m still putting it off. It’s making me so frustrated with myself.”

Analysis: High first-person pronoun rate and self-critical language create anxiety-like signature despite discussing general procrastination.

Example 2: Control post misclassified (compound sentiment: -0.68):

“I can’t believe I forgot about the meeting again. I’m so disappointed in myself. This keeps happening and I don’t know why I can’t just remember things like everyone else.”

Analysis: Negative sentiment combined with self-focused attention mimics anxiety linguistic patterns.

G.2 False Negative Examples

Example 1: Anxiety post misclassified as control (from r/socialanxiety):

“Does anyone else find group projects completely unbearable? The whole process just seems so inefficient and there’s always someone who doesn’t pull their weight.”

Analysis: Generic complaint framing without explicit emotional language or high pronoun density masks underlying social anxiety.

Example 2: Anxiety post misclassified (question format):

“What are some good strategies for dealing with difficult coworkers? Looking for practical advice.”

Analysis: Advice-seeking format with low sentiment and pronoun density despite underlying social anxiety concern.

G.3 Common Error Patterns

Table 18: Error Pattern Distribution

Pattern	FP	FN
Questions/advice-seeking	124	892
Venting without emotion	267	456
Self-critical language	534	89
Generic complaints	198	634
Humor/sarcasm	89	312
Short posts (<50 words)	132	545

Key Observations:

- **False Positives (FP):** Dominated by self-critical language (534 cases), where control users express frustration using anxiety-like linguistic patterns

- **False Negatives (FN):** Dominated by question/advice-seeking format (892 cases) and generic complaints (634 cases), where anxiety users mask distress through indirect expression