

# A volume formula for Reuleaux polyhedra

Ryan Hynd\*

January 21, 2026

## Abstract

A ball polyhedron is a finite intersection of congruent balls in  $\mathbb{R}^3$ . These shapes arise in various contexts in discrete and convex geometry. We focus on Reuleaux polyhedra, the subclass of ball polyhedra whose centers and vertices coincide. Building on Bogosel's recent work on the volume of Meissner polyhedra, we derive a formula for the volume of Reuleaux polyhedra in terms of their edges.

## 1 Introduction

A ball polyhedron is a finite intersection of closed balls in  $\mathbb{R}^3$  with the same radius. These shapes have commonalities and differences with standard convex polyhedra in  $\mathbb{R}^3$  as discussed in [2, 11]. In addition, they have been used to study problems in discrete and convex geometry. For example, ball polyhedra have been used to find the maximum number of diametric pairs a finite subset of  $\mathbb{R}^3$  can have [4, 5, 7, 16] and to partition a given finite subset of  $\mathbb{R}^3$  into four subsets with smaller diameter [1, 8, 12]. They have also been employed to construct constant width polyhedra in  $\mathbb{R}^3$  [9, 14, 15].

This note entails a volume computation of a ball polyhedron in which the centers of the balls also are the vertices which appear on its boundary. Our formula is given in terms of the circular edges on the boundary and is specific to this class of shapes. As a result, it will be necessary to begin with a discussion of how these figures are constructed. Note that we will only consider intersections of closed balls with radius one as the general case would follow by scaling.

**Reuleaux polyhedra.** Let  $X$  be a finite subset of  $\mathbb{R}^3$  with diameter one. It is a celebrated theorem of Grünbaum [5], Heppes [7], and Straszewicz [16] that if  $X$  has  $|X| \geq 4$  points, then there are at most  $2|X| - 2$  pairs  $\{x, y\} \subset X$  with  $|x - y| = 1$ . When  $X$  has  $2|X| - 2$  diametric pairs, we will say that  $X$  is *extremal*. The simplest example of an

---

\*Department of Mathematics, University of Pennsylvania. This work was supported in part by NSF grant DMS-2350454.

extremal subset is the vertices of a regular tetrahedron whose edge lengths are all equal to one. However, there are many other examples as discussed in the references [11, 13, 15].

For a given extremal  $X \subset \mathbb{R}^3$ , we will consider its associated *Reuleaux polyhedron*

$$B(X) = \bigcap_{x \in X} B(x).$$

Here and throughout  $B(x) \subset \mathbb{R}^3$  will denote the closed unit ball centered at  $x$ . The faces of  $B(X)$  are the subsets

$$\partial B(x) \cap B(X), \quad x \in X$$

of its boundary. There is one face for each  $x \in X$ , and each face is a geodesically convex subset of its respective sphere.

The *principal vertices* of  $B(X)$  are boundary points which belong to at least three faces. The *dangling vertices* are points  $x \in X$  which belong to exactly two faces. The *vertices* of  $B(X)$  is the union of principal and dangling vertices. A fundamental result due to Kupitz, Martini, and Perles is that the set of vertices of  $B(X)$  coincides with the set of centers  $X$  [11].

The *edges* of  $B(X)$  are connected components of

$$\partial B(x) \cap \partial B(y) \cap B(X) \setminus X$$

as  $x, y$  range over  $X$ . It can be shown that each edge is a circular arc of radius less than one and the endpoints of each edge are vertices. Moreover, if  $e \subset \partial B(x) \cap \partial B(y)$  is an edge with endpoints  $x', y' \in X$ , then there is a unique edge  $e' \subset \partial B(x') \cap \partial B(y')$  with endpoints  $x, y \in X$  (Theorem 8.1 of [11]). In this case, we'll say that  $(e, e')$  is a *dual edge pair*. Finally, a simple application of the Euler formula (Proposition 6.2 of [11]) for ball polyhedron gives that  $B(X)$  has  $|X| - 1$  dual edge pairs.

**Meissner polyhedra.** Let us suppose that  $X$  is extremal and that  $(e, e')$  is a dual edge pair of  $B(X)$ . In addition, let us denote the endpoints of  $e$  as  $b, c \in X$  and the endpoints of  $e'$  as  $b', c' \in X$ . The geodesic  $\gamma_b \subset \partial B(b)$  which joins  $b'$  to  $c'$  is also included in  $\partial B(b) \cap B(X)$ , as this face is geodesically convex in  $\partial B(b)$ . Likewise, the geodesic  $\gamma_c \subset \partial B(c)$  which joins  $b'$  to  $c'$  is included in  $\partial B(c) \cap B(X)$ . It turns out that if we remove the portion of  $\partial B(X)$  between  $e'$  and  $\gamma_b$  and  $e'$  and  $\gamma_c$  and replace it with the surface obtained by rotating  $\gamma_b$  into  $\gamma_c$  about the line passing through  $b'$  and  $c'$ , the corresponding surface bounds the convex body  $B(X \cup e)$  (as discussed in section 4 of [9]). See Figure 1. We interpret  $B(X \cup e)$  as the body obtained by performing surgery on  $B(X)$  near  $e'$ .

Set  $m = |X|$ . The convex body

$$M = B(X \cup e_1 \cup \cdots \cup e_{m-1}) \tag{1.1}$$

is known as a *Meissner polyhedron*. As discussed above,  $M$  is obtained from  $B(X)$  by performing surgery on  $B(X)$  near the edges  $e'_1, \dots, e'_{m-1}$ ; see Figure 2 for an example. An important observation, due to Meissner and Schilling [14] when  $X$  is the vertices of regular tetrahedron and by Montejano and Roldán-Pensado [15] for general  $X$ , is that  $M$  has

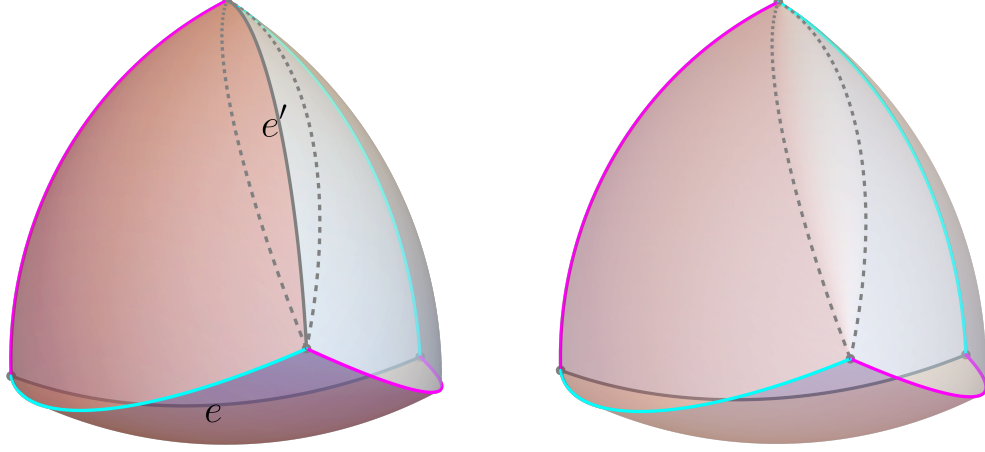


Figure 1: On the left is a Reuleaux polyhedron  $B(X)$ , where  $X$  is the vertices of a regular tetrahedron with side length one. Note that there are three dual edge pairs, and each pair is labeled bold with the same color. For example, the pair  $(e, e')$  is labeled in gray. Also note that the endpoints of the edge  $e'$  are joined by two dashed geodesics in their respective spheres. On the right is  $B(X \cup e)$ , which is the figure obtained by performing surgery on  $B(X)$  near  $e'$ . In particular, this is the figure whose boundary is obtained by cutting out the region of  $\partial B(X)$  bounded by the two geodesics (which contains  $e'$ ) and rotating one geodesic into the other about the line passing through the endpoints of  $e'$ .

constant width equal to one. That is, the distance between any pair of parallel supporting planes to  $M$  is equal to one.

**Bogosel's formulae.** A basic problem is to compute the volume of the Meissner polyhedron  $M$  specified in (1.1). This was accomplished recently by Bogosel [3], who first showed that the surface area of  $M$  is given by

$$S(M) = 2\pi - \sum_{i=1}^{m-1} f(\theta(e_i), \theta(e'_i)).$$

Here

$$f(\theta, \theta') = 2 \sin^{-1} \left( \frac{\sin(\theta/2)}{\cos(\theta'/2)} \right) \theta' \cos(\theta'/2),$$

and  $\theta(e), \theta(e') \in (0, \pi/3]$  are the lengths of geodesics which join the endpoints of the dual edges  $e, e'$  in either of the spheres they respectively border. See (2.5) and (2.6) below for precise definitions.

Next, Bogosel applied Blaschke's relation

$$V(M) = \frac{1}{2} S(M) - \frac{\pi}{3} \tag{1.2}$$

to conclude the volume formula

$$V(M) = \frac{2\pi}{3} - \frac{1}{2} \sum_{i=1}^{m-1} f(\theta(e_i), \theta(e'_i)). \tag{1.3}$$

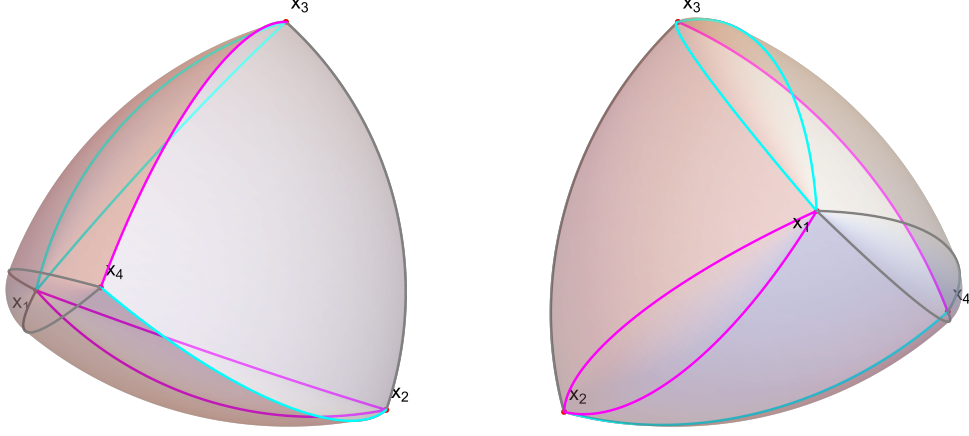


Figure 2: These are two views of a Meissner polyhedron  $M = B(X \cup e_1 \cup e_2 \cup e_3)$ , where  $X$  is the vertices of a regular tetrahedron. The dual edge pairs are  $(e_1, e'_1)$ ,  $(e_2, e'_2)$ , and  $(e_3, e'_3)$ , and  $M$  is obtained from  $B(X)$  by performing surgery near the edges  $e'_1, e'_2$ , and  $e'_3$ . This is a constant width body in  $\mathbb{R}^3$ , and its volume can be computed with formula (1.3).

He also mentioned in passing that the surface area of  $B(X)$  is

$$S(B(X)) = 2\pi - \sum_{i=1}^{m-1} g(\theta(e_i), \theta(e'_i)),$$

where

$$g(\theta, \theta') = 4 \left\{ \sin^{-1} \left( \frac{\sin(\theta/2)}{\cos(\theta'/2)} \right) \sin(\theta'/2) + \sin^{-1} \left( \frac{\sin(\theta'/2)}{\cos(\theta/2)} \right) \sin(\theta/2) \right. \\ \left. - \sin^{-1} \left( \tan(\theta/2) \tan(\theta'/2) \right) \right\}.$$

**Main result.** In what follows, we will derive a formula for the volume of  $B(X)$  which is in analogy with the formulae above. This formula involves the function

$$h(\theta, \theta') = 4 \left\{ \sin^{-1} \left( \frac{\sin(\theta'/2)}{\cos(\theta/2)} \right) \left( \sin(\theta/2) - \frac{1}{3} \sin(\theta/2)^3 \right) \right. \\ + \sin^{-1} \left( \frac{\sin(\theta/2)}{\cos(\theta'/2)} \right) \left( \sin(\theta'/2) - \frac{1}{3} \sin(\theta'/2)^3 \right) \\ \left. - \frac{2}{3} \sin^{-1} \left( \tan(\theta/2) \tan(\theta'/2) \right) - \frac{1}{3} \sin(\theta'/2) \sin(\theta/2) \sqrt{1 - \sin(\theta/2)^2 - \sin(\theta'/2)^2} \right\}.$$

**Theorem (Volume Formula).** *The volume of  $B(X)$  is given by*

$$V(B(X)) = \frac{2\pi}{3} - \frac{1}{2} \sum_{i=1}^{m-1} h(\theta(e_i), \theta(e'_i)). \quad (1.4)$$

For example, suppose  $Z$  is the collection of vertices of a regular tetrahedron with side lengths equal to one. As the faces of this tetrahedron are equilateral triangles,  $\theta(e) = \theta(e') = \pi/3$  for each dual edge pair  $(e, e')$  of  $B(Z)$ . Therefore, the volume of  $B(Z)$  is equal to  $2\pi/3 - (3/2)h(\pi/3, \pi/3)$ . Using standard trigonometric identities, we additionally find

$$V(B(Z)) = \frac{8\pi}{3} + \frac{\sqrt{2}}{4} - \frac{27}{4} \cos^{-1} \left( \frac{1}{3} \right).$$

This formula was first derived using the symmetry of the figure by Harbourne [6].

We will also explain below that  $h(\theta, \theta') > g(\theta, \theta')$  for  $\theta, \theta' \in (0, \pi/3]$ . Combining this observation with Bogosel's surface area formula implies

$$V(B(X)) < \frac{1}{2}S(B(X)) - \frac{\pi}{3} \quad (1.5)$$

for all Reuleaux polyhedra. Recall that equality would hold in the above inequality if  $B(X)$  is replaced by  $M$  as stated in (1.2).

This paper is organized as follows. We will discuss our approach to proving (1.4) in Section 2. This involves the evaluation of various integrals which we will do in Sections 3 and 4. In Section 5, we will summarize our findings and verify the volume formula. Finally, we will prove (1.5) in the appendix.

## 2 Approach

We will now describe a basic approach to establishing our volume formula (1.4). To this end, we will fix an extremal  $X \subset \mathbb{R}^3$  with  $m \geq 4$  points and label the dual edge pairs of the corresponding Reuleaux polyhedron  $B(X)$  as  $(e_1, e'_1), \dots, (e_{m-1}, e'_{m-1})$ . Again we define the Meissner polyhedron  $M$  as (1.1); recall this shape is obtained by performing surgery on  $B(X)$  by near the edges  $e'_1, \dots, e'_{m-1}$ . Observe that the difference of  $B(X)$  and the interior of  $M$  may be expressed as the union

$$W(e'_1) \cup \dots \cup W(e'_{m-1}).$$

Here  $W(e'_1), \dots, W(e'_{m-1})$  are the *wedge regions* which have been cut away from  $B(X)$  during the surgery process.

As the wedge regions may only overlap at vertices of  $B(X)$ ,

$$V(B(X)) = V(M) + \sum_{i=1}^{m-1} V(W(e'_i))$$

$$\begin{aligned}
&= \frac{2\pi}{3} - \frac{1}{2} \sum_{i=1}^{m-1} f(\theta(e_i), \theta(e'_i)) + \sum_{i=1}^{m-1} V(W(e'_i)) \\
&= \frac{2\pi}{3} + \sum_{i=1}^{m-1} \left[ V(W(e'_i)) - \frac{1}{2} f(\theta(e_i), \theta(e'_i)) \right].
\end{aligned}$$

Therefore, in order to verify (1.4), we only need to prove the following lemma.

**Lemma** (Wedge Lemma). *For any dual edge pair  $(e, e')$  of  $B(X)$ ,*

$$V(W(e')) = \frac{1}{2} f(\theta(e), \theta(e')) - \frac{1}{2} h(\theta(e), \theta(e')). \quad (2.1)$$

This will be a standard computation once we specify wedge regions and other data involved in this problem.

**Wedge region.** Let us fix a dual edge pair  $(e, e')$  of  $B(X)$ . We will denote the endpoints of  $e$  as  $b, c \in X$  and the endpoints of  $e'$  as  $b', c' \in X$ . We may also suppose

$$\left(b' - \frac{b+c}{2}\right) \times \left(c' - \frac{b+c}{2}\right) \cdot (b-c) > 0 \quad (2.2)$$

as indicated in Figure 3. Consider the geodesic  $\gamma_b \subset \partial B(b)$  which joins  $b'$  and  $c'$  and the geodesic  $\gamma_c \subset \partial B(c)$  which joins  $b'$  and  $c'$ . Denote  $R_b \subset \partial B(b)$  as the surface bounded by  $\gamma_b$  and  $e'$ ,  $R_c \subset \partial B(c)$  as the surface bounded by  $\gamma_c$  and  $e'$ , and  $R_s$  as the surface obtained by rotating  $\gamma_b$  into  $\gamma_c$  counterclockwise about the line which passes through  $b'$  and  $c'$  with slope  $b' - c'$ . Also note  $W(e')$  is the region bounded by  $R_b$ ,  $R_c$  and  $R_s$ .

Employing (2.2), it is not hard to check that the surface  $R_c$  is the set of  $x \in \mathbb{R}^3$  with

$$|x - c| = 1, \quad \left(x - \frac{b+c}{2}\right) \cdot (b-c) \geq 0, \quad (x-c) \cdot (b'-c) \times (c'-c) \leq 0.$$

Likewise  $x \in R_b$  if and only if

$$|x - b| = 1, \quad \left(x - \frac{b+c}{2}\right) \cdot (b-c) \leq 0, \quad (x-b) \cdot (b'-b) \times (c'-b) \geq 0.$$

It is also evident that  $R_b$  is the reflection of  $R_c$  about the plane with normal  $b - c$  which passes through  $(b+c)/2$ .

The surface obtained by rotating  $\gamma_b$  about the line which passes through  $b'$  and  $c'$  is given by the set of points  $x \in \mathbb{R}^3$  which satisfies the equation

$$\begin{aligned}
&\left| x - \frac{b'+c'}{2} - \left( \left( x - \frac{b'+c'}{2} \right) \cdot \frac{b'-c'}{|b'-c'|} \right) \frac{b'-c'}{|b'-c'|} \right| + \sqrt{1 - \left| \frac{b'-c'}{2} \right|^2} \\
&= \sqrt{1 - \left( \left( x - \frac{b'+c'}{2} \right) \cdot \frac{b'-c'}{|b'-c'|} \right)^2}
\end{aligned} \quad (2.3)$$

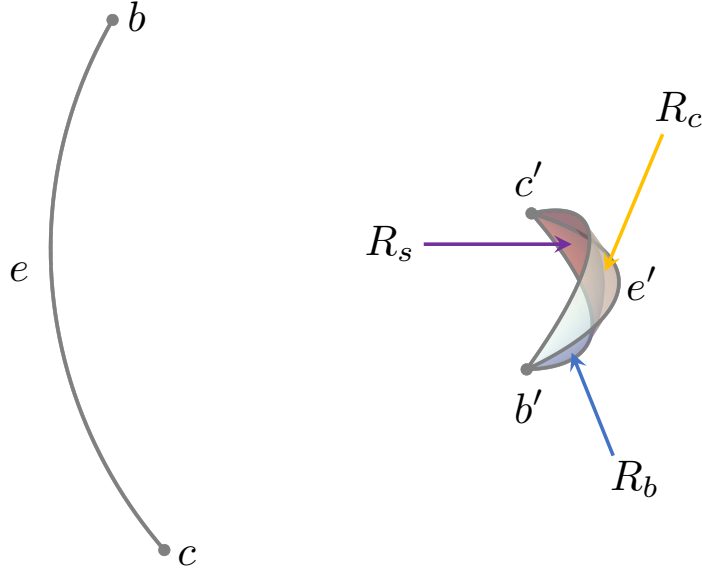


Figure 3: This is a diagram of a dual curve pair  $(e, e')$  and associated wedge region  $W(e')$  which is bounded by the three surfaces  $R_b, R_c$  and  $R_s$ .

(see section 2 of [9]). Therefore,  $R_s$  is the portion of this surface which lies in the intersection of the half-spaces

$$(x - c) \cdot (b' - c) \times (c' - c) \leq 0 \quad \text{and} \quad (x - b) \cdot (b' - b) \times (c' - b) \geq 0. \quad (2.4)$$

**Volume.** Our goal is to compute the volume of  $W(e')$ . Let us write  $n$  for the outward unit normal on the piecewise smooth, oriented surface  $\partial W(e')$ . By the divergence theorem,

$$\begin{aligned} V(W(e')) &= \frac{1}{3} \int_{W(e')} \nabla \cdot x dV \\ &= \frac{1}{3} \int_{\partial W(e')} x \cdot n dS \\ &= \frac{1}{3} \int_{R_b} x \cdot n dS + \frac{1}{3} \int_{R_c} x \cdot n dS + \frac{1}{3} \int_{R_s} x \cdot n dS. \end{aligned}$$

We are left to compute each of the three “volume” integrals above. We will do so in terms of the angles of interest associated with the dual edge pair  $(e, e')$ .

**Angles.** The geodesic distance between the endpoints of  $e$  in  $\partial B(b')$  or  $\partial B(c')$  is

$$\theta(e) = 2 \sin^{-1} \left( \frac{|b - c|}{2} \right). \quad (2.5)$$

It follows that  $\theta(e)$  is the angle between  $b - b'$  and  $c - b'$  also the angle between  $b - c'$  and  $c - c'$ . Likewise

$$\theta(e') = 2 \sin^{-1} \left( \frac{|b' - c'|}{2} \right) \quad (2.6)$$

is the angle between  $b' - b$  and  $c' - b$  the angle between  $b' - c$  and  $c' - c$ .

As noted by Bogosel [3], the dihedral angle  $\phi(e)$  between the plane which contains  $b, c$  and  $b'$  and the plane which contains  $b, c$  and  $c'$  fulfills

$$\sin(\phi(e)/2) = \frac{\sin(\theta(e')/2)}{\cos(\theta(e)/2)}.$$

Similarly, the dihedral angle  $\phi(e')$  between the plane which contains  $b', c'$  and  $b$  and the plane which contains  $b', c'$  and  $c$  satisfies

$$\sin(\phi(e')/2) = \frac{\sin(\theta(e)/2)}{\cos(\theta(e')/2)}.$$

A crucial identity between these angles is

$$\cos(\theta(e)/2) \cos(\phi(e)/2) = \cos(\theta(e')/2) \cos(\phi(e')/2). \quad (2.7)$$

This quantity is also equal to the distance between the midpoints of the line segments joining the endpoints of  $e$  and  $e'$ .

**Special coordinates.** To simplify our computation, we will write

$$\theta = \theta(e), \quad \theta' = \theta(e'), \quad \phi = \phi(e), \quad \phi' = \phi(e').$$

Since volume is invariant under orthogonal transformation and translations, we will also assume that the endpoints of  $e, e'$  satisfy

$$\begin{cases} b = ae_3 \\ c = -ae_3 \\ b' = \sqrt{1 - a^2}e_1 \\ c' = \sqrt{1 - a^2}(\cos \phi, \sin \phi, 0). \end{cases} \quad (2.8)$$

Here we have written  $a = |b - c|/2$  and  $\{e_1, e_2, e_3\}$  for the standard basis in  $\mathbb{R}^3$ .<sup>1</sup> And with this choice of coordinates,

$$\theta = 2 \sin^{-1}(a) \quad \text{and} \quad \theta' = 2 \sin^{-1} \left( \sqrt{1 - a^2} \sin(\phi/2) \right).$$

---

<sup>1</sup>We hope the context will make it clear whether or not  $e_i$  is an edge or a standard unit vector in  $\mathbb{R}^3$ .



### 3 Sliver integrals

We will first evaluate the integral

$$\int_{R_c} x \cdot n dS$$

Note that in the coordinates (2.8)  $R_c$  is given by

$$|x + ae_3| = 1, \quad x \cdot e_3 \geq 0, \quad (x + ae_3) \cdot u \leq 0.$$

Here

$$\begin{aligned} u &= (b' - c) \times (c' - c) \\ &= (\sqrt{1 - a^2}, 0, a) \times (\sqrt{1 - a^2} \cos \phi, \sqrt{1 - a^2} \sin \phi, a) \\ &= 2\sqrt{1 - a^2} \sin(\phi/2) (-a \cos(\phi/2), -a \sin(\phi/2), \sqrt{1 - a^2} \cos(\phi/2)). \end{aligned}$$

We may parametrize  $\partial B(-ae_3)$  with spherical coordinates

$$Y(\psi, t) = -ae_3 + (\cos(t) \cos(\psi), \cos(t) \sin(\psi), \sin(t))$$

for  $\psi \in [0, 2\pi]$  and  $t \in [-\pi/2, \pi/2]$ . In order to parametrize the sliver, we need to specify the  $(\psi, t)$  for which

$$Y(\psi, t) \cdot e_3 \geq 0 \quad \text{and} \quad (Y(\psi, t) + ae_3) \cdot u \leq 0.$$

The inequality  $Y(\psi, t) \cdot e_3 \geq 0$  is equivalent to

$$t \geq \sin^{-1}(a).$$

And it is routine to check that  $(Y(\psi, t) + ae_3) \cdot u \leq 0$  is the same as requiring

$$t \leq \sin^{-1} \left( \frac{a \cos(\psi - \phi/2)}{\sqrt{(1 - a^2) \cos(\phi/2)^2 + (a \cos(\psi - \phi/2))^2}} \right)$$

and  $0 \leq \psi \leq \phi$ .

#### 3.1 Area integral

Observe that the Jacobian associated with the parametrization  $Y(\psi, t)$  is

$$|\partial_\psi Y \times \partial_t Y| = \cos(t).$$

It follows that

$$S(R_c) = \int_0^\phi \int_{\sin^{-1} a}^{\sin^{-1} \left( \frac{a \cos(\psi - \phi/2)}{\sqrt{(1 - a^2) \cos(\phi/2)^2 + (a \cos(\psi - \phi/2))^2}} \right)} \cos(t) dt d\psi$$

$$\begin{aligned}
&= \int_0^\phi \frac{a \cos(\psi - \phi/2)}{\sqrt{(1-a^2) \cos(\phi/2)^2 + (a \cos(\psi - \phi/2))^2}} d\psi - \phi a \\
&= 2 \int_0^{\phi/2} \frac{a \cos(s)}{\sqrt{(1-a^2) \cos(\phi/2)^2 + (a \cos(s))^2}} ds - \phi a \\
&= 2 \sin^{-1} \left( \frac{a \sin(s)}{\sqrt{(1-a^2) \cos(\phi/2)^2 + a^2}} \right) \Big|_0^{\phi/2} - \phi a \\
&= 2 \sin^{-1} \left( \frac{a \sin(\phi/2)}{\sqrt{(1-a^2) \cos(\phi/2)^2 + a^2}} \right) - \phi a.
\end{aligned}$$

Also recall  $a = \sin(\theta/2)$  and note

$$(1-a^2) \cos(\phi/2)^2 + a^2 = 1 - (1-a^2) \sin(\phi/2)^2 = 1 - \sin(\theta'/2)^2 = \cos(\theta'/2)^2.$$

As a result,

$$\frac{a \sin(\phi/2)}{\sqrt{(1-a^2) \cos(\phi/2)^2 + a^2}} = \frac{\sin(\theta/2) \frac{\sin(\theta'/2)}{\cos(\theta'/2)}}{\cos(\theta'/2)} = \tan(\theta/2) \tan(\theta'/2).$$

We conclude

$$S(R_c) = 2 \sin^{-1} \left( \tan(\theta/2) \tan(\theta'/2) \right) - \sin(\theta/2) \phi.$$

*Remark 3.1.* This surface area can be derived using the Gauss–Bonnet formula. See Proposition 3.4 of [3] and Lemma 8.1 of [10].

### 3.2 Volume integral

Observe that  $n = x + ae_3$  on  $R_c$ , so that

$$x \cdot n = (n - ae_3) \cdot n = 1 - an_3.$$

As the outer unit normal corresponding to parametrization  $Y(\psi, t)$  is

$$n \circ Y(\psi, t) = (\cos(t) \cos(\psi), \cos(t) \sin(\psi), \sin(t)),$$

we have

$$Y(\psi, t) \cdot n \circ Y(\psi, t) = 1 - a \sin(t).$$

It follows that

$$\int_{R_c} x \cdot n dS = \int_0^\phi \int_{\sin^{-1} a}^{\sin^{-1} \left( \frac{a \cos(\psi - \phi/2)}{\sqrt{(1-a^2) \cos(\phi/2)^2 + (a \cos(\psi - \phi/2))^2}} \right)} (1 - a \sin(t)) \cos(t) dt d\psi$$

$$\begin{aligned}
&= S(R_c) - a \int_0^\phi \int_{\sin^{-1} a}^{\sin^{-1} \left( \frac{a \cos(\psi - \phi/2)}{\sqrt{(1-a^2) \cos(\phi/2)^2 + (a \cos(\psi - \phi/2))^2}} \right)} \frac{d}{dt} \frac{1}{2} \sin(t)^2 dt d\psi \\
&= S(R_c) - \frac{a}{2} \int_0^\phi \left[ \frac{a^2 \cos(\psi - \phi/2)^2}{(1-a^2) \cos(\phi/2)^2 + (a \cos(\psi - \phi/2))^2} - a^2 \right] d\psi \\
&= S(R_c) - a \int_0^{\phi/2} \left[ \frac{a^2 \cos(s)^2}{(1-a^2) \cos(\phi/2)^2 + (a \cos(s))^2} - a^2 \right] ds \\
&= S(R_c) - a \int_0^{\phi/2} \left[ 1 - a^2 - \frac{(1-a^2) \cos(\phi/2)^2}{(1-a^2) \cos(\phi/2)^2 + (a \cos(s))^2} \right] ds \\
&= S(R_c) - a(1-a^2) \frac{\phi}{2} + a \int_0^{\phi/2} \frac{(1-a^2) \cos(\phi/2)^2}{(1-a^2) \cos(\phi/2)^2 + (a \cos(s))^2} ds.
\end{aligned}$$

Direct computation shows

$$\begin{aligned}
&\frac{d}{ds} \left[ \frac{\sqrt{1-a^2} \cos(\phi/2)}{\sqrt{a^2 + (1-a^2) \cos(\phi/2)^2}} \tan^{-1} \left( \tan(s) \frac{\sqrt{1-a^2} \cos(\phi/2)}{\sqrt{a^2 + (1-a^2) \cos(\phi/2)^2}} \right) \right] \\
&= \frac{(1-a^2) \cos(\phi/2)^2}{(1-a^2) \cos(\phi/2)^2 + (a \cos(s))^2}.
\end{aligned}$$

Consequently,

$$\begin{aligned}
&\int_0^{\phi/2} \frac{(1-a^2) \cos(\phi/2)^2}{(1-a^2) \cos(\phi/2)^2 + (a \cos(s))^2} ds \\
&= \frac{\sqrt{1-a^2} \cos(\phi/2)}{\sqrt{a^2 + (1-a^2) \cos(\phi/2)^2}} \tan^{-1} \left( \tan(\phi/2) \frac{\sqrt{1-a^2} \cos(\phi/2)}{\sqrt{a^2 + (1-a^2) \cos(\phi/2)^2}} \right) \\
&= \frac{\sqrt{1-a^2} \cos(\phi/2)}{\sqrt{a^2 + (1-a^2) \cos(\phi/2)^2}} \tan^{-1} \left( \frac{\sqrt{1-a^2} \sin(\phi/2)}{\sqrt{a^2 + (1-a^2) \cos(\phi/2)^2}} \right) \\
&= \frac{\cos(\theta/2) \cos(\phi/2)}{\cos(\theta'/2)} \tan^{-1} \left( \frac{\cos(\theta/2) \sin(\phi/2)}{\cos(\theta'/2)} \right) \\
&= \frac{\cos(\theta/2) \cos(\phi/2)}{\cos(\theta'/2)} \tan^{-1} \left( \frac{\sin(\theta'/2)}{\cos(\theta'/2)} \right) \\
&= \cos(\phi'/2) \theta'/2.
\end{aligned}$$

Here we used (2.7). In summary,

$$\begin{aligned}
\int_{R_c} x \cdot ndS &= S(R_c) - a(1-a^2) \frac{\phi}{2} + a \cos(\phi'/2) \frac{\theta'}{2} \\
&= 2 \sin^{-1} \left( \tan(\theta/2) \tan(\theta'/2) \right) - \phi \sin(\theta/2) \\
&\quad - \sin(\theta/2) (1 - \sin(\theta/2)^2) \frac{\phi}{2} + \sin(\theta/2) \cos(\phi'/2) \frac{\theta'}{2}
\end{aligned} \tag{3.1}$$

$$= 2 \sin^{-1} \left( \tan(\theta/2) \tan(\theta'/2) \right) - \frac{3}{2} \phi \sin(\theta/2) + \sin(\theta/2)^3 \frac{\phi}{2} + \sin(\theta/2) \cos(\phi/2) \frac{\theta'}{2}.$$

### 3.3 Other volume integral

In the coordinates (2.8), the sliver region  $R_b$  is given by

$$|x - ae_3| = 1, \quad x \cdot e_3 \leq 0, \quad (x - ae_3) \cdot v \geq 0.$$

Here

$$\begin{aligned} v &= (b' - b) \times (c' - b) \\ &= (\sqrt{1 - a^2}, 0, -a) \times (\sqrt{1 - a^2} \cos \phi, \sqrt{1 - a^2} \sin \phi, -a) \\ &= 2\sqrt{1 - a^2} \sin(\phi/2) (a \cos(\phi/2), a \sin(\phi/2), \sqrt{1 - a^2} \cos(\phi/2)). \end{aligned}$$

As we argued above, this region can be parametrized with

$$Z(\psi, t) = ae_3 + (\cos(t) \cos(\psi), \cos(t) \sin(\psi), \sin(t))$$

for

$$-\sin^{-1} \left( \frac{a \cos(\psi - \phi/2)}{\sqrt{(1 - a^2) \cos(\phi/2)^2 + (a \cos(\psi - \phi/2))^2}} \right) \leq t \leq -\sin^{-1}(a)$$

and

$$0 \leq \psi \leq \phi.$$

Since  $n = x - ae_3$  for  $x \in R_b$ ,

$$x \cdot n = (n + ae_3) \cdot n = 1 + an_3.$$

It follows that

$$\begin{aligned} \int_{R_b} x \cdot n dS &= \int_{R_b} (1 + an_3) dS \\ &= \int_0^\phi \int_{-\sin^{-1} \left( \frac{a \cos(\psi - \phi/2)}{\sqrt{(1 - a^2) \cos(\phi/2)^2 + (a \cos(\psi - \phi/2))^2}} \right)}^{-\sin^{-1}(a)} (1 + a \sin(t)) \cos(t) dt d\psi \\ &= \int_0^\phi \int_{\sin^{-1}(a)}^{\sin^{-1} \left( \frac{a \cos(\psi - \phi/2)}{\sqrt{(1 - a^2) \cos(\phi/2)^2 + (a \cos(\psi - \phi/2))^2}} \right)} (1 - a \sin(t)) \cos(t) dt d\psi. \end{aligned}$$

Therefore,

$$\int_{R_b} x \cdot n dS = \int_{R_c} x \cdot n dS. \tag{3.2}$$

## 4 Spindle integrals

We now aim to evaluate the integral

$$\int_{R_s} x \cdot n dS.$$

Recall that  $R_s$  is the surface obtained by rotating the geodesic  $\gamma_b \subset \partial B(b)$  into the geodesic  $\gamma_c \subset \partial B(c)$  counterclockwise about the line which passes through  $b'$  and  $c'$  with slope  $b' - c'$ . We will argue analogous to how we did above by finding an appropriate parametrization. We will initially do this in general and then specialize to the specific coordinate system (2.8).

**Geodesics.** First note that we may parametrize  $\gamma_b$  as

$$\gamma_b(t) = b + \cos(t)(b' - b) + \sin(t) \left( \frac{c' - b - \cos(\theta')(b' - b)}{\sin(\theta')} \right)$$

for  $0 \leq t \leq \theta'$ . Observe that  $\gamma_b(0) = b'$ ,  $\gamma_b(\theta') = c'$ , and  $|\dot{\gamma}_b(t)| = 1$  for  $t \in [0, \theta']$ . We may also parametrize  $\gamma_c$  as

$$\gamma_c(t) = c + \cos(t)(b' - c) + \sin(t) \left( \frac{c' - c - \cos(\theta')(b' - c)}{\sin(\theta')} \right)$$

for  $0 \leq t \leq \theta'$ . This is also a constant speed geodesic which starts at  $b'$  and ends at  $c'$ .

**The edge  $e$ .** The edge  $e$  is an arc of the circle  $\partial B(b') \cap \partial B(c')$  given by the equations

$$\left| x - \frac{b' + c'}{2} \right| = \sqrt{1 - \left| \frac{b' - c'}{2} \right|^2} = \cos(\theta'/2)$$

and

$$\left( x - \frac{b' + c'}{2} \right) \cdot (b' - c') = 0$$

for  $x \in \mathbb{R}^3$ . Consequently,  $e$  may be parametrized as

$$\eta(s) = \frac{b' + c'}{2} + \cos(s) \left( b - \frac{b' + c'}{2} \right) + \sin(s) v \times \left( b - \frac{b' + c'}{2} \right)$$

for  $0 \leq s \leq \phi'$ . Here we have set

$$v = \frac{b' - c'}{|b' - c'|}.$$

Note  $\eta(0) = b$ , and (2.2) can be used to check that  $\eta(\phi') = c$ .

Observe that  $\eta(s) - (b' + c')/2$  is the counterclockwise rotation of  $b - (b' + c')/2$   $s$  units about the line which passes through  $b'$  and  $c'$  in the  $v$  direction. This can also be seen from the identity

$$\eta'(s) = v \times \left( \eta(s) - \frac{b' + c'}{2} \right), \quad (4.1)$$

which in turn shows  $\eta$  has constant speed

$$|\dot{\eta}(s)| = \cos(\theta'/2)$$

for  $0 \leq s \leq \phi'$ .

**Parametrization.** Define the mapping

$$X(s, t) = \eta(s) + \cos(t)(b' - \eta(s)) + \sin(t) \left( \frac{c' - \eta(s) - \cos(\theta')(b' - \eta(s))}{\sin(\theta')} \right)$$

for  $(s, t) \in [0, \phi'] \times [0, \theta']$ . We claim this is a parametrization of  $R_s$ . Clearly

$$X(0, t) = \gamma_b(t) \quad \text{and} \quad X(\theta', t) = \gamma_c(t)$$

for  $t \in [0, \theta']$ .

Next we observe that

$$b' - \eta(s) = \frac{b' - c'}{2} - \left( \eta(s) - \frac{b' + c'}{2} \right) = \sin(\theta'/2)v - \left( \eta(s) - \frac{b' + c'}{2} \right)$$

and

$$c' - \eta(s) = -\frac{b' - c'}{2} - \left( \eta(s) - \frac{b' + c'}{2} \right) = -\sin(\theta'/2)v - \left( \eta(s) - \frac{b' + c'}{2} \right)$$

for  $0 \leq s \leq \phi'$ . A routine manipulation then gives the identity

$$X(s, t) - \frac{b' + c'}{2} = -\sin(t - \theta'/2)v - \frac{\cos(t - \theta'/2) - \cos(\theta'/2)}{\cos(\theta'/2)} \left( \eta(s) - \frac{b' + c'}{2} \right). \quad (4.2)$$

It follows that  $X(s, t) - (b' + c')/2$  is the counterclockwise rotation of  $\gamma_b(t) - (b' + c')/2$   $s$  units about the line which passes through  $b'$  and  $c'$  in the  $v$  direction. As a result, the mapping  $X$  parametrizes  $R_s$ . It is also possible to check directly that  $X(s, t)$  satisfies equation (2.3) and inequalities (2.4) for  $(s, t) \in [0, \phi'] \times [0, \theta']$ .

**Surface area element.** In view of (4.2),

$$\partial_s X(s, t) = -\frac{\cos(t - \theta'/2) - \cos(\theta'/2)}{\cos(\theta'/2)} \eta'(s)$$

and

$$\partial_t X(s, t) = -\cos(t - \theta'/2)v + \frac{\sin(t - \theta'/2)}{\cos(\theta'/2)} \left( \eta(s) - \frac{b' + c'}{2} \right).$$

By (4.1),

$$\partial_s X(s, t) \cdot \partial_t X(s, t) = 0.$$

Therefore,

$$|\partial_s X(s, t) \times \partial_t X(s, t)| = \cos(t - \theta'/2) - \cos(\theta'/2).$$

In particular, we note

$$S(R_s) = \int_0^{\phi'} \int_0^{\theta'} |\partial_s X(s, t) \times \partial_t X(s, t)| dt ds = 2\phi' \left( \sin(\theta'/2) - \cos(\theta'/2) \theta'/2 \right).$$

**Unit normal.** Recall that  $\eta(s) - (b' + c')/2$  is orthogonal to  $v$  and the length of  $\eta(s) - (b' + c')/2$  is  $\cos(\theta'/2)$  for each  $s \in [0, \phi']$ . It follows that

$$\eta'(s) \times v = \left[ v \times \left( \eta(s) - \frac{b' + c'}{2} \right) \right] \times v = \eta(s) - \frac{b' + c'}{2}$$

and

$$\eta'(s) \times \left( \eta(s) - \frac{b' + c'}{2} \right) = \left[ v \times \left( \eta(s) - \frac{b' + c'}{2} \right) \right] \times \left( \eta(s) - \frac{b' + c'}{2} \right) = -\cos(\theta'/2)^2 v.$$

As  $[0, \theta'] \ni t \mapsto X(s, t)$  traces a geodesic in  $\partial B(\eta(s))$  from  $b'$  to  $c'$  and  $[0, \phi'] \ni s \mapsto X(s, t)$  rotates  $\gamma_b(t)$  counterclockwise around the line passing through  $b'$  and  $c'$  in the direction  $v$ ,

$$\begin{aligned} n \circ X(s, t) &= \frac{\partial_s X(s, t) \times \partial_t X(s, t)}{|\partial_s X(s, t) \times \partial_t X(s, t)|} \\ &= -\frac{\eta'(s)}{\cos(\theta'/2)} \times \left( -\cos(t - \theta'/2)v + \frac{\sin(t - \theta'/2)}{\cos(\theta'/2)} \left( \eta(s) - \frac{b' + c'}{2} \right) \right) \\ &= \frac{\cos(t - \theta'/2)}{\cos(\theta'/2)} \left( \eta(s) - \frac{b' + c'}{2} \right) + \sin(t - \theta'/2)v. \end{aligned}$$

*Remark 4.1.* This is the outward unit normal to  $R_s \subset \partial W(e')$ . Note in particular that this is the inward unit normal to the spindle surface described by equation (2.3).

## 4.1 Volume integral

We will write

$$\int_{R_s} x \cdot ndS = \int_{R_s} \left( x - \frac{b' + c'}{2} \right) \cdot ndS + \left( \frac{b' + c'}{2} \right) \cdot \int_{R_s} ndS$$

and evaluate both integrals separately. First note that

$$\begin{aligned} &\int_{R_s} \left( x - \frac{b' + c'}{2} \right) \cdot ndS \\ &= \int_0^{\phi'} \int_0^{\theta'} \left( X(s, t) - \frac{b' + c'}{2} \right) \cdot n \circ X(s, t) |\partial_s X(s, t) \times \partial_t X(s, t)| dt ds \\ &= \phi' \int_0^{\theta'} (-1 + \cos(\theta'/2) \cos(t - \theta'/2)) (\cos(t - \theta'/2) - \cos(\theta'/2)) dt \end{aligned}$$

$$= -\phi' \left( 3 \sin(\theta'/2) - 3 \cos(\theta'/2) \theta'/2 - \sin(\theta'/2)^3 \right).$$

Next observe

$$\begin{aligned} & \int_{R_s} ndS \\ &= \int_0^{\phi'} \int_0^{\theta'} n \circ X(s, t) |\partial_s X(s, t) \times \partial_t X(s, t)| dt ds \\ &= \int_0^{\phi'} \int_0^{\theta'} \left( \frac{\cos(t - \theta'/2)}{\cos(\theta'/2)} \left( \eta(s) - \frac{b' + c'}{2} \right) + \sin(t - \theta'/2)v \right) (\cos(t - \theta'/2) - \cos(\theta'/2)) dt ds \\ &= \int_0^{\phi'} \int_{-\theta'/2}^{\theta'/2} \left( \frac{\cos(\tau)}{\cos(\theta'/2)} \left( \eta(s) - \frac{b' + c'}{2} \right) + \sin(\tau)v \right) (\cos(\tau) - \cos(\theta'/2)) d\tau ds \\ &= \int_0^{\phi'} \int_{-\theta'/2}^{\theta'/2} \left( \frac{\cos(\tau)}{\cos(\theta'/2)} \left( \eta(s) - \frac{b' + c'}{2} \right) \right) (\cos(\tau) - \cos(\theta'/2)) d\tau ds \\ &= 2 \int_0^{\theta'/2} \left( \frac{\cos(\tau)^2}{\cos(\theta'/2)} - \cos(\tau) \right) d\tau \int_0^{\phi'} \left( \eta(s) - \frac{b' + c'}{2} \right) ds. \\ &= \left( \frac{\theta'/2}{\cos(\theta'/2)} - \sin(\theta'/2) \right) \int_0^{\phi'} \left( \eta(s) - \frac{b' + c'}{2} \right) ds. \end{aligned}$$

We also have

$$\begin{aligned} & \int_0^{\phi'} \left( \eta(s) - \frac{b' + c'}{2} \right) ds \\ &= \int_0^{\phi'} \cos(s) ds \left( b - \frac{b' + c'}{2} \right) + \int_0^{\phi'} \sin(s) ds v \times \left( b - \frac{b' + c'}{2} \right) \\ &= \sin(\phi') \left( b - \frac{b' + c'}{2} \right) + (1 - \cos(\phi')) v \times \left( b - \frac{b' + c'}{2} \right) \\ &= 2 \sin(\phi'/2) \left[ \cos(\phi'/2) \left( b - \frac{b' + c'}{2} \right) + \sin(\phi'/2) v \times \left( b - \frac{b' + c'}{2} \right) \right]. \end{aligned}$$

That is,

$$\begin{aligned} & \left( \frac{b' + c'}{2} \right) \cdot \int_{R_s} ndS \\ &= \left( \frac{\theta'/2}{\cos(\theta'/2)} - \sin(\theta'/2) \right) 2 \sin(\phi'/2) \left[ \cos(\phi'/2) \left( \frac{b' + c'}{2} \right) \cdot \left( b - \frac{b' + c'}{2} \right) \right. \\ & \quad \left. + \sin(\phi'/2) \left( \frac{b' + c'}{2} \right) \cdot v \times \left( b - \frac{b' + c'}{2} \right) \right]. \end{aligned}$$



## 4.2 Special coordinates

We will make the expressions

$$\left(\frac{b' + c'}{2}\right) \cdot \left(b - \frac{b' + c'}{2}\right) \quad \text{and} \quad \left(\frac{b' + c'}{2}\right) \cdot v \times \left(b - \frac{b' + c'}{2}\right)$$

more explicit using the specific coordinates (2.8). First note

$$\frac{b' + c'}{2} = \sqrt{1 - a^2} \left( \frac{1 + \cos(\phi)}{2}, \frac{\sin(\phi)}{2}, 0 \right) = \sqrt{1 - a^2} \cos(\phi/2) (\cos(\phi/2), \sin(\phi/2), 0).$$

It follows that

$$b - \frac{b' + c'}{2} = \left( -\sqrt{1 - a^2} \cos(\phi/2) \cos(\phi/2), -\sqrt{1 - a^2} \cos(\phi/2) \sin(\phi/2), a \right),$$

and

$$\left(\frac{b' + c'}{2}\right) \cdot \left(b - \frac{b' + c'}{2}\right) = -(1 - a^2) \cos(\phi/2)^2 = -\cos(\theta/2)^2 \cos(\phi/2)^2.$$

We also have

$$\frac{b' - c'}{2} = \sqrt{1 - a^2} \left( \frac{1 - \cos(\phi)}{2}, -\frac{\sin(\phi)}{2}, 0 \right) = \sqrt{1 - a^2} \sin(\phi/2) (\sin(\phi/2), -\cos(\phi/2), 0).$$

This implies

$$v = \frac{b' - c'}{|b' - c'|} = (\sin(\phi/2), -\cos(\phi/2), 0).$$

In addition, a direct computation gives

$$v \times \left(b - \frac{b' + c'}{2}\right) = \left(-a \cos(\phi/2), -a \sin(\phi/2), -\sqrt{1 - a^2} \cos(\phi/2)\right).$$

As a consequence,

$$\left(\frac{b' + c'}{2}\right) \cdot v \times \left(b - \frac{b' + c'}{2}\right) = -a \sqrt{1 - a^2} \cos(\phi/2) = -\sin(\theta/2) \cos(\theta/2) \cos(\phi/2).$$

Combining these computations leads to

$$\begin{aligned} & 2 \sin(\phi'/2) \left[ \cos(\phi'/2) \left(\frac{b' + c'}{2}\right) \cdot \left(b - \frac{b' + c'}{2}\right) + \sin(\phi'/2) \left(\frac{b' + c'}{2}\right) \cdot v \times \left(b - \frac{b' + c'}{2}\right) \right] \\ &= -2 \sin(\phi'/2) \cos(\theta/2) \cos(\phi/2) \left( \cos(\phi'/2) \cos(\theta/2) \cos(\phi/2) + \sin(\phi'/2) \sin(\theta/2) \right) \\ &= -2 \frac{\sin(\theta/2)}{\cos(\theta'/2)} \cos(\theta/2) \cos(\phi/2) \left( \cos(\phi'/2) \cos(\theta/2) \cos(\phi/2) + \frac{\sin(\theta/2)}{\cos(\theta'/2)} \sin(\theta/2) \right) \end{aligned}$$

$$\begin{aligned}
&= -2 \frac{\sin(\theta/2)}{\cos(\theta'/2)^2} \cos(\theta/2) \cos(\phi/2) \left( \cos(\theta/2)^2 \cos(\phi/2)^2 + \sin(\theta/2)^2 \right) \\
&= -2 \frac{\sin(\theta/2)}{\cos(\theta'/2)^2} \cos(\theta/2) \cos(\phi/2) \left( \cos(\theta/2)^2 (1 - \sin(\phi/2)^2) + \sin(\theta/2)^2 \right) \\
&= -2 \frac{\sin(\theta/2)}{\cos(\theta'/2)^2} \cos(\theta/2) \cos(\phi/2) \left( 1 - \cos(\theta/2)^2 \sin(\phi/2)^2 \right) \\
&= -2 \frac{\sin(\theta/2)}{\cos(\theta'/2)^2} \cos(\theta/2) \cos(\phi/2) \cos(\theta'/2)^2 \\
&= -2 \sin(\theta/2) \cos(\theta/2) \cos(\phi/2).
\end{aligned}$$

Note that we used the identity (2.7) in the third equality above. It follows that

$$\begin{aligned}
\left( \frac{b' + c'}{2} \right) \cdot \int_{R_s} ndS &= 2 \left( \sin(\theta'/2) - \frac{\theta'/2}{\cos(\theta'/2)} \right) \sin(\theta/2) \cos(\theta/2) \cos(\phi/2) \\
&= 2 \sin(\theta'/2) \sin(\theta/2) \cos(\theta/2) \cos(\phi/2) - \theta' \sin(\theta/2) \frac{\cos(\theta/2) \cos(\phi/2)}{\cos(\theta'/2)} \\
&= 2 \sin(\theta'/2) \sin(\theta/2) \cos(\theta/2) \cos(\phi/2) - \theta' \sin(\theta/2) \cos(\phi'/2).
\end{aligned}$$

In summary,

$$\begin{aligned}
\int_{R_s} x \cdot ndS &= -\phi' \left( 3 \sin(\theta'/2) - 3 \cos(\theta'/2) \theta'/2 - \sin(\theta'/2)^3 \right) \\
&\quad + 2 \sin(\theta'/2) \sin(\theta/2) \cos(\theta/2) \cos(\phi/2) - \theta' \sin(\theta/2) \cos(\phi'/2)
\end{aligned} \tag{4.3}$$

in the coordinate system (2.8).

## 5 Proof of the Wedge Lemma

This section is dedicated to the proof of the Wedge Lemma; as previously noted, our volume formula (1.4) follows directly from (2.1). In view of (3.1), (3.2), and (4.3),

$$\begin{aligned}
V(W(e')) &= \frac{1}{3} \int_{R_b} x \cdot ndS + \frac{1}{3} \int_{R_c} x \cdot ndS + \frac{1}{3} \int_{R_s} x \cdot ndS \\
&= \frac{2}{3} \int_{R_c} x \cdot ndS + \frac{1}{3} \int_{R_s} x \cdot ndS \\
&= \frac{2}{3} \left( 2 \sin^{-1} \left( \tan(\theta/2) \tan(\theta'/2) \right) - \frac{3}{2} \phi \sin(\theta/2) + \sin(\theta/2)^3 \frac{\phi}{2} + \sin(\theta/2) \cos(\phi'/2) \frac{\theta'}{2} \right) \\
&\quad - \phi' \left( \sin(\theta'/2) - \cos(\theta'/2) \theta'/2 - \frac{1}{3} \sin(\theta'/2)^3 \right) \\
&\quad + \frac{2}{3} \sin(\theta'/2) \sin(\theta/2) \cos(\theta/2) \cos(\phi/2) - \frac{1}{3} \theta' \sin(\theta/2) \cos(\phi'/2)
\end{aligned}$$

$$\begin{aligned}
&= \frac{1}{2}f(\theta, \theta') + \frac{4}{3}\sin^{-1}\left(\tan(\theta/2)\tan(\theta'/2)\right) - \phi\left(\sin(\theta/2) - \frac{1}{3}\sin(\theta/2)^3\right) \\
&\quad - \phi'\left(\sin(\theta'/2) - \frac{1}{3}\sin(\theta'/2)^3\right) + \frac{2}{3}\sin(\theta'/2)\sin(\theta/2)\cos(\theta/2)\cos(\phi/2).
\end{aligned}$$

We used  $f(\theta, \theta') = \phi'\theta'\cos(\theta'/2)$  in the last equality.

Recall

$$\sin(\phi/2) = \frac{\sin(\theta'/2)}{\cos(\theta/2)} \quad \text{and} \quad \sin(\phi'/2) = \frac{\sin(\theta/2)}{\cos(\theta'/2)}.$$

It follows that

$$\cos(\theta/2)\cos(\phi/2) = \cos(\theta/2)\sqrt{1 - \sin(\phi/2)^2} = \sqrt{1 - \sin(\theta/2)^2 - \sin(\theta'/2)^2}$$

and

$$\begin{aligned}
&V(W(e')) \\
&= \frac{1}{2}f(\theta, \theta') + \frac{4}{3}\sin^{-1}\left(\tan(\theta/2)\tan(\theta'/2)\right) - \phi\left(\sin(\theta/2) - \frac{1}{3}\sin(\theta/2)^3\right) \\
&\quad - \phi'\left(\sin(\theta'/2) - \frac{1}{3}\sin(\theta'/2)^3\right) + \frac{2}{3}\sin(\theta'/2)\sin(\theta/2)\sqrt{1 - \sin(\theta/2)^2 - \sin(\theta'/2)^2} \\
&= \frac{1}{2}f(\theta, \theta') - \frac{1}{2}h(\theta, \theta').
\end{aligned}$$

## A Volume and surface area inequality

We will show that  $h(\theta, \theta') > g(\theta, \theta')$  and derive the inequality (1.5) between the volume and surface area of a Reuleaux polyhedron.

**Lemma A.1.** *For each  $\theta, \theta' \in (0, \pi/3)$ ,  $h(\theta, \theta') > g(\theta, \theta')$ .*

*Proof.* As  $\sin^{-1}(x) > x$  for  $x \in (0, 1)$ ,

$$\begin{aligned}
&h(\theta, \theta') - g(\theta, \theta') \\
&= \frac{4}{3}\left(\sin^{-1}\left(\tan(\theta/2)\tan(\theta'/2)\right) - \sin(\theta'/2)\sin(\theta/2)\sqrt{1 - \sin(\theta/2)^2 - \sin(\theta'/2)^2}\right) \\
&> \frac{4}{3}\left(\tan(\theta/2)\tan(\theta'/2) - \sin(\theta'/2)\sin(\theta/2)\sqrt{1 - \sin(\theta/2)^2 - \sin(\theta'/2)^2}\right) \\
&= \frac{4}{3}\tan(\theta/2)\tan(\theta'/2)\left(1 - \cos(\theta'/2)\cos(\theta/2)\sqrt{1 - \sin(\theta/2)^2 - \sin(\theta'/2)^2}\right) \\
&> 0.
\end{aligned}$$

□

**Proposition A.2.** *Suppose  $X \subset \mathbb{R}^3$  is extremal. Then*

$$V(B(X)) < \frac{1}{2}S(B(X)) - \frac{\pi}{3}.$$

*Proof.* Suppose  $|X| = m$  and  $(e_1, e'_1), \dots, (e_{m-1}, e'_{m-1})$  are the dual edge pairs of  $B(X)$ . Then

$$\begin{aligned}
V(B(X)) &= \frac{2\pi}{3} - \frac{1}{2} \sum_{i=1}^{m-1} h(\theta(e_i), \theta(e'_i)) \\
&< \frac{2\pi}{3} - \frac{1}{2} \sum_{i=1}^{m-1} g(\theta(e_i), \theta(e'_i)) \\
&= \frac{1}{2} \left( 2\pi - \sum_{i=1}^{m-1} g(\theta(e_i), \theta(e'_i)) \right) - \frac{\pi}{3} \\
&= \frac{1}{2} S(B(X)) - \frac{\pi}{3}.
\end{aligned}$$

□

## References

- [1] P. K. Agarwal and J. Pach. *Combinatorial Geometry*. John Wiley & Sons, New York, 1995.
- [2] K. Bezdek, Z. Lángi, M. Naszódi, and P. Papez. Ball-Polyhedra. *Discrete & Computational Geometry*, 38(2):201–230, 2007. doi:10.1007/s00454-007-1334-7.
- [3] B. Bogosel. Volume Computation for Meissner Polyhedra and Applications. *Discrete & Computational Geometry*, 2024. doi:10.1007/s00454-024-00688-0.
- [4] P. Erdős. On sets of distances of  $n$  points. *Amer. Math. Monthly*, 53(5):248–250, 1946.
- [5] B. Grünbaum. A proof of Vazonyi’s conjecture. *Bull. Res. Council Israel. Sect. A*, 6:77–78, 1956.
- [6] B. Harbourne. Volume and Surface area of the Spherical Tetrahedron (aka Reuleaux tetrahedron) by geometrical methods. Accessed on January 16, 2025. URL: <https://www.math.unl.edu/~bharbourne1/ST/sphericaltetrahedron.html>.
- [7] A. Heppes. Beweis einer Vermutung von A. Vázsonyi. *Acta Math. Acad. Sci. Hungar.*, 7:463–466, 1956. doi:10.1007/BF02020540.
- [8] A. Heppes and P. D. Révész. Zum Borsukschen Zerteilungsproblem. *Acta Math. Hungar.*, 7:159–162, 1956.
- [9] R. Hynd. The density of Meissner polyhedra. *Geom. Dedicata*, 218(4):Paper No. 89, 50, 2024. doi:10.1007/s10711-024-00933-z.

- [10] R. Hynd. The surface area and volume of a Reuleaux polyhedron. *J. Comput. Geom.*, 16(1):35–64, 2025. URL: <https://jocg.org/index.php/jocg/article/view/4883943>.
- [11] Y. S. Kupitz, H. Martini, and M. A. Perles. Ball polytopes and the Vázsonyi problem. *Acta Math. Hungar.*, 126(1-2):99–163, 2010. doi:10.1007/s10474-009-9030-0.
- [12] G. López-Campos, D. Oliveros, and J. L. Ramírez Alfonsín. Borsuk and Vázsonyi problems through Reuleaux polyhedra. *European Journal of Combinatorics*, 130:104215, 2025. doi:10.1016/j.ejc.2025.104215.
- [13] H. Martini, L. Montejano, and D. Oliveros. *Bodies of constant width*. Birkhäuser/Springer, Cham, 2019. An introduction to convex geometry with applications. doi:10.1007/978-3-030-03868-7.
- [14] E. Meissner and F. Schilling. Drei Gipsmodelle von Flächen konstanter Breite. *Zeitschrift für angewandte Mathematik und Physik*, 60:92–94, 1912.
- [15] L. Montejano and E. Roldán-Pensado. Meissner polyhedra. *Acta Math. Hungar.*, 151(2):482–494, 2017. doi:10.1007/s10474-017-0697-3.
- [16] S. Straszewicz. Sur un problème géométrique de P. Erdős. *Bull. Acad. Polon. Sci. Cl. III.*, 5:39–40, IV–V, 1957.