

High-Order Lie Derivatives from Taylor Series in the ADTAYL Package

Nedialko S. Nedialkov¹ and John D. Pryce²

¹ McMaster University, Hamilton, Ontario, Canada
nedialk@mcmaster.ca

² Cardiff University, Cardiff, United Kingdom
PryceJD1@cardiff.ac.uk

Abstract. High-order Lie derivatives are essential in nonlinear systems analysis. If done symbolically, their evaluation becomes increasingly expensive as the order increases. We present a compact and efficient numerical approach for computing Lie derivatives of scalar, vector, and covector fields using the MATLAB ADTAYL package. The method exploits a fact noted by Röbenack: that these derivatives coincide, up to factorial scaling, with the Taylor coefficients of expressions built from a Taylor expansion about a trajectory point and, when required, the associated variational matrix. Computational results for a gantry crane model demonstrate orders of magnitude speedups over symbolic evaluation using the MATLAB Symbolic Math Toolbox.

Keywords: Lie derivatives, Taylor series, automatic differentiation, nonlinear control systems

1 Introduction

We have developed ADTAYL [9], a numerical MATLAB package for Taylor series arithmetic. This paper presents its application to the efficient evaluation of high-order Lie derivatives in nonlinear dynamical systems, a task for which symbolic methods often become impractical at high derivative orders.

Such Lie derivatives play an important role in nonlinear systems theory, arising in output differentiation, observability and controllability analysis, feedback linearization, and normal-form construction [4, 14]. Symbolic computation of Lie derivatives is supported in the computer algebra system Maple [6], and can also be carried out using the MATLAB Symbolic Math Toolbox and SymPy [7]. However, symbolic approaches typically exhibit expression swell, making high-order evaluation increasingly expensive as the derivative order grows; see, e.g., [12, 13].

Numerical approaches based on automatic differentiation provide an effective alternative. Prior work by Röbenack and co-authors showed that high-order Lie derivatives can be computed efficiently by exploiting the fact that factorial-scaled Lie derivatives coincide with Taylor coefficients of suitably constructed expressions involving the system flow and, when required, the associated variational matrix [10, 11, 12]. Their ADOL-C implementation achieved substantial speedups over symbolic methods [13].

Using the mathematical identities introduced by Röbenack [10,12], we produce implementations using Taylor series arithmetic, whose core computations reduce to two lines of MATLAB code each for Lie derivatives of scalar, vector, and covector fields respectively. The same code applies unchanged to families of such fields. This simplicity arises from the features and existing machinery of `ADTAYL`.

Numerical experiments on a gantry crane model illustrate the efficiency of the approach, compared with evaluation using the MATLAB Symbolic Math Toolbox.

The remainder of the paper is organized as follows. Section 2 defines Lie derivatives and states the computational problem. Section 3 describes the `ADTAYL` functionality relevant to our implementation. Section 4 presents the computation of high-order Lie derivatives for scalar, vector, and covector fields, and compares our approach with the `LIEDRIVERS` [13] implementation. Performance results are given in Section 5, and conclusions in Section 6.

2 Lie Derivatives: Definitions and Problem Statement

Definition 1 (Lie derivative).

Let $\mathcal{M} \subseteq \mathbb{R}^n$ be an open set, and let $f : \mathcal{M} \rightarrow \mathbb{R}^n$ be a smooth vector field defining the autonomous ordinary differential equation

$$\dot{x} = f(x). \quad (1)$$

(a) **Lie derivative of a scalar field.** Let $h : \mathcal{M} \rightarrow \mathbb{R}$ be a smooth scalar field. The Lie derivative of h along f is the directional derivative $L_f h : \mathcal{M} \rightarrow \mathbb{R}$ defined by

$$L_f h(x) = h'(x) f(x), \quad (2)$$

where $h'(x) \in \mathbb{R}^{1 \times n}$ is the row gradient of h .

(b) **Lie derivative of a vector field.** Let $g : \mathcal{M} \rightarrow \mathbb{R}^n$ be a smooth vector field. The Lie derivative of g along f is the Lie bracket

$$L_f g(x) = [f, g](x) = g'(x) f(x) - f'(x) g(x), \quad (3)$$

where $f'(x), g'(x) \in \mathbb{R}^{n \times n}$ are Jacobians.

(c) **Lie derivative of a covector field.** Let $\omega : \mathcal{M} \rightarrow (\mathbb{R}^n)^*$ be a smooth covector field. The Lie derivative of ω along f is defined by

$$L_f \omega(x) = [\omega'(x) f(x)]^\top + \omega(x) f'(x), \quad \text{where} \quad \omega'(x) = \frac{\partial}{\partial x} \omega(x)^\top \in \mathbb{R}^{n \times n}. \quad (4)$$

For a given \mathcal{M} and vector field f on \mathcal{M} , the mapping $X \mapsto L_f X$ is an operator of the space of smooth fields of the given type (scalar h , vector g , or covector ω) into itself. It is linear: for all such X, Y and scalars α, β ,

$$L_f (\alpha X + \beta Y) = \alpha L_f X + \beta L_f Y.$$

The *iterated Lie derivative* L_f^k is this operator's k th power: with X denoting h , g , or ω ,

$$L_f^0 X = X, \quad L_f^k X = L_f L_f^{k-1} X, \quad \text{for } k \geq 1. \quad (5)$$

It is common to denote L_f^k of a vector field by ad_f^k , the *adjoint operator*.

Problem statement. Given a smooth vector field $f : \mathcal{M} \rightarrow \mathbb{R}^n$, a smooth field X on \mathcal{M} (scalar, vector, or covector), an initial state $x_0 \in \mathcal{M}$, and an integer $p \geq 1$, compute the iterated Lie derivatives

$$L_f^k X(x_0), \quad k = 0, 1, 2, \dots, p. \quad (6)$$

We call

$$\frac{1}{k!} L_f^k X(x_0), \quad k \geq 0,$$

the *Lie coefficients* of X at x_0 along f . Since these coefficients arise naturally in our theory, we compute Lie coefficients; the actual derivatives $L_f^k X(x_0)$ are then obtained by multiplying by $k!$.

3 ADTAYL Overview

ADTAYL, Automatic Differentiation by Taylor Series, is a purely numerical MATLAB package with two main components:

- `adtayl`, a class for univariate Taylor series arithmetic, and
- `odets`, a solver for Taylor-based integration of ordinary differential equation (ODE) initial-value problems (IVPs).

Together, `adtayl` and `odets` provide the machinery used here to evaluate Lie coefficients.

Subsection 3.1 describes the features of `adtayl` that are relevant to the implementation in Section 4. Subsection 3.2 presents the corresponding features of `odets`. Subsection 3.3 summarizes the method used to compute Taylor coefficients in both components. A complete description of this package is provided in the ADTAYL User Guide [9].

3.1 The `adtayl` Class

The `adtayl` class implements MATLAB-style arrays whose elements are truncated Taylor series in a single independent variable. Concretely, each entry in an `adtayl` array stores the truncated Taylor expansion of a scalar function (denoted here by $u(t)$) about some $t = t_0$ to a user-specified order $p \geq 0$,

$$u(t_0 + s) = u_0 + u_1 s + \dots + u_p s^p + O(s^{p+1}), \quad u_k = \frac{u^{(k)}(t_0)}{k!}.$$

That is, the entry corresponding to $u(t)$ stores the coefficients u_0, u_1, \dots, u_p . All entries in an `adtayl` array store series of the same order.

This class allows MATLAB expressions to be evaluated without modifying user code when some or all operands are `adtayl` objects. Expressions may freely mix `adtayl`

and numeric arrays of compatible sizes, provided that all `adtail` operands have the same order, or that one operand has order zero; numeric arrays are interpreted as Taylor series of order zero. Binary operations involving `adtail` objects follow the standard MATLAB rules for element-wise operations on compatible array sizes.

This functionality is implemented by overloading elementwise arithmetic operators (plus, minus, times,...) and a full set of elementary functions (e.g., `exp`, `log`, `sin`, `asin`, . . .), which all operate on truncated Taylor series and discard terms of order $> p$. In addition, `adtail` provides access and array-manipulation operations (reshaping, concatenation, indexing, slicing) that act on the stored coefficients.

The following two matrix-level operations are used in Section 4.

Let A and B denote `adtail` objects representing matrix-valued functions $A(t)$ and $B(t)$.

- The matrix product $A*B$ computes the truncated Taylor expansion of the product $A(t)B(t)$.
- The backslash operator $A \setminus B$ computes the truncated Taylor expansion of $X(t)$ such that $A(t)X(t) = B(t)$, provided that the constant term of $A(t)$ is a nonsingular matrix.

In both cases, A and B must have compatible array dimensions and orders.

By default, `adtail` operates in double precision. It also works with the variable-precision arithmetic (`vpa`) of MATLAB. In both double and `vpa` modes, `adtail` supports real and complex evaluation of all standard functions.

3.2 The `odets` Solver

The `odets` solver is designed to integrate initial-value problems of the form

$$\dot{x} = F(t, x), \quad x(t_0) = x_0, \quad (7)$$

where F is built from the four basic arithmetic operations and suitable standard functions. We exclude here non-differentiable functions like `abs`, `min` and `max`, and conditional structures such as “if” statements.

Given a MATLAB function that evaluates the right-hand side F of the ODE, `odets` preprocesses the function using operator overloading to construct a code-list object in memory, which encodes the evaluation of F [8]. This preprocessing step is conceptually similar to the taping mechanism in ADOL-C [3].

During each integration step, `odets` interprets this code-list to compute the Taylor coefficients of the solution at the current time point. It then advances the solution by evaluating the resulting truncated Taylor series with a suitable step size.

The `odets` solver also accepts IVP ODEs in autonomous form

$$\dot{x} = f(x), \quad x(t_0) = x_0, \quad (8)$$

which is the case of interest here. In addition to computing the Taylor coefficients of the solution $x(t)$ to (8), `odets` can also compute the Taylor coefficients of $J(t) = \partial x(t) / \partial x_0$, which satisfies the variational equation

$$\dot{J}(t) = f'(x(t)) J(t), \quad J(t_0) = I, \quad (9)$$

where I is the identity matrix.

The `taylcoeffs` function. For the above computation, we provide the function

```
[x, J] = taylcoeffs(f, x0, p)
```

Argument `f` is either a function handle for evaluating f or a code-list pre-constructed from f ; argument `x0` holds initial state vector x_0 ; and `p` is the desired expansion order p .

Internally, `taylcoeffs` uses the code-list infrastructure of `odets` to compute the Taylor coefficients of the solution $x(t)$ to (8) to order p , and stores them in the `adtayl` object `x`. When the output `J` is requested, it computes the Taylor coefficients of $J(t)$ simultaneously and returns them in the `adtayl` object `J`.

3.3 Computing Taylor Coefficients

The computation of Taylor coefficients in `ADTAYL` is based on five recurrences: four for the basic arithmetic operations (BAOs), $+$, $-$, \times , $/$, and one for the sub-ODE operation \odot , described below. We summarize these here. For details on the sub-ODE method, see [8].

Recurrences for the BAOs. Let the Taylor coefficients of $u(t)$ and $v(t)$ be known up to order k . For the BAOs, the k th Taylor coefficients are given by

$$(u \pm v)_k = u_k \pm v_k, \quad (10)$$

$$(uv)_k = \sum_{i=0}^k u_i v_{k-i}, \quad (11)$$

$$(u/v)_k = \frac{1}{v_0} \left(u_k - \sum_{i=0}^{k-1} v_{k-i} (u/v)_i \right), \quad v_0 \neq 0. \quad (12)$$

In (12), the coefficient $(u/v)_k$ depends on u_k and on coefficients of strictly lower order.

Assuming the solution of (8) admits a Taylor expansion about $t = t_0$, the $(k + 1)$ st Taylor coefficient of $x(t)$ satisfies

$$x_{k+1} = \frac{1}{k+1} f_k, \quad (13)$$

where $x_{k+1} = \frac{x^{(k+1)}(t_0)}{(k+1)!}$ and $f_k = \frac{1}{k!} \frac{d^k}{dt^k} f(x(t)) \big|_{t=t_0}$.

If f is composed solely of BAOs, then (13) together with (10), (11), and (12) yields a complete procedure for computing the coefficients x_1, x_2, \dots .

Standard functions via sub-ODEs. We begin with an example and then describe the general scheme.

Example 1. Suppose the Taylor coefficients of $u(t)$ are known up to order k , and we wish to compute the coefficients of $v(t) = \exp(u(t))$ to the same order. The exponential satisfies

$$\frac{dv}{du} = v,$$

and thus satisfies the ODE

$$\dot{v} = v\dot{u}. \quad (14)$$

Applying (13) and (11) to (14), the k th coefficient for $k \geq 1$ is

$$v_k = \frac{1}{k}(v\dot{u})_{k-1} = \frac{1}{k} \sum_{i=1}^k i u_i v_{k-i}.$$

This recurrence is started with $v_0 = \exp(u_0)$, which can be viewed as the initial condition at $t = 0$ for (14).

In general, let $\psi(u)$ be an m -vector function of a scalar argument and set $v = \psi(u)$. If the derivative $\psi'(u) \in \mathbb{R}^m$, with respect to the scalar u , can be written in the form

$$\psi'(u) = \varphi(u, \psi(u)), \quad (15)$$

then $v(t)$ satisfies the sub-ODE

$$\dot{v} = \varphi(u, v) \dot{u}. \quad (16)$$

Example 2. Examples of sub-ODEs for standard functions:

- (i) $v = \exp(u)$ has $\dot{v} = v\dot{u}$, $\varphi(u, v) = v$
- (ii) $v = u^c$, (c constant) has $\dot{v} = (cv/u)\dot{u}$, $\varphi(u, v) = cv/u$

and, defining $\text{cs}(u) = \begin{bmatrix} \cos(u) \\ \sin(u) \end{bmatrix}$,

- (iii) $v = \begin{bmatrix} v_1 \\ v_2 \end{bmatrix} = \text{cs}(u)$ has $\dot{v} = \begin{bmatrix} -v_2 \\ v_1 \end{bmatrix} \dot{u}$, $\varphi(u, v) = \begin{bmatrix} -v_2 \\ v_1 \end{bmatrix}$

In practice, $\varphi(u, v)$ contains only BAOs. For a standard function $\psi(u)$ with sub-ODE (16), the coefficients are computed using the \odot operation

$$v_k = (\varphi \odot_{\psi} u)_k = \begin{cases} \psi(u_0), & k = 0, \\ \frac{1}{k} \sum_{i=1}^k i u_i \varphi_{k-i}, & k > 0. \end{cases} \quad (17)$$

Here φ_j denotes the j th Taylor coefficient of $\varphi(u(t), v(t))$.

Example 3. For the case (ii) in the previous example, using (17) the coefficients are computed as

$$v_k = \begin{cases} u_0^c, & k = 0, \\ \frac{1}{k} \sum_{i=1}^k i u_i (cv/u)_{k-i}, & k > 0, \end{cases}$$

where the $(cv/u)_{k-i}$ are found using (12).

Remark 1. With the sub-ODE machinery in place, implementing standard functions is remarkably concise. In about 130 lines of MATLAB code in `odets`—about 170 lines in `adtayl`—we have implemented the exponential, logarithm and power functions, all direct and inverse trigonometric and hyperbolic functions; root functions `sqrt`, `nthroot`, and functions such as `expm1`, `log1p`, and `atan2`.

Remark 2. Our approach differs from that of established systems such as TIDES [1], ATOMFT [2], ADOL-C [3], TAYLOR [5], and FADBAD++ [15]. In those packages, separate coefficient recurrences are implemented for each standard function.

Jacobians of Taylor coefficients. Write

$$x(t) = \sum_{k=0}^{\infty} x_k t^k.$$

Each x_k is a function of the initial x_0 . Differentiating with respect to this yields

$$J(t) = \frac{\partial x(t)}{\partial x_0} = \sum_{k=0}^{\infty} \frac{\partial x_k}{\partial x_0} t^k. \quad (18)$$

To compute the coefficients in (18), we augment recurrences (10), (11), (12), and (17) to propagate gradients with respect to x_0 . For example, (11) is augmented by

$$\nabla(uv)_k = \sum_{i=0}^k \left(\nabla u_i v_{k-i} + u_i \nabla v_{k-i} \right).$$

The input i th gradient is initialized as the i th unit vector.

4 Computing Lie Coefficients

The following three subsections show how we compute the Lie coefficients in (6) for scalar, vector, and covector fields. Subsection 4.4 shows that, in each case, the ADTAYL implementation extends without modification to families of such fields. Subsection 4.5 highlights the differences from the approach in [13].

In the code snippets below, the resulting Lie coefficients are returned in an `adtayl` object `L`. Their numerical values are extracted as `L.gettc(k)`, for $k = 0, 1, \dots, p$.

4.1 Scalar Field

Here h is a scalar field. Let $y(t) = h(x(t))$, where $x(t)$ satisfies (8). Then

$$y^{(k)}(t) = L_f^k h(x(t)), \quad (19)$$

and therefore the k th Taylor coefficient of $y(t)$ at $t = 0$ is

$$y_k = \frac{y^{(k)}(0)}{k!} = \frac{1}{k!} \frac{d^k}{dt^k} h(x(t)) \Big|_{t=0} = \frac{1}{k!} L_f^k h(x_0). \quad (20)$$

Hence the k th Lie coefficient at x_0 is precisely the k th Taylor coefficient of $h(x(t))$ at $t = 0$; see [11]. The following ADTAYL code computes the y_k in (20):

```
x = taylcoeffs(f,x0,p);
L = h(x);
```

Listing 1.1: Lie coefficients of a scalar field.

- Here, f is a function handle or a code-list object for evaluating the vector field f .
- h is a function handle for evaluating h .
- The adtayl object x contains x_0, x_1, \dots, x_p .
- Thus $h(x)$ evaluates $h(x)$ in adtayl arithmetic and propagates x through the expressions defining h . The resulting adtayl object L contains the coefficients y_0, \dots, y_p of $y(t) = h(x(t))$, which by (20) are the desired Lie coefficients.

4.2 Vector Field

Here g is a vector field. Let $Z(t)$ be defined by

$$\dot{Z}(t) = -Z(t) f'(x(t)), \quad Z(0) = I. \quad (21)$$

It is easily seen that $Z(t) = J^{-1}(t)$ as a formal Taylor series (since $J(0) = I$), where $J(t)$ satisfies the variational equation (9). Using the derivation in [12, Eq. (25)], one has

$$\begin{aligned} \sum_{k=0}^{\infty} \frac{1}{k!} \operatorname{ad}_f^k g(x_0) t^k &= Z(t) g(x(t)) \\ &= J^{-1}(t) g(x(t)). \end{aligned} \quad (22)$$

Hence,

Lie coefficient $\frac{1}{k!} \operatorname{ad}_f^k g(x_0)$ is the k th Taylor coefficient of $J^{-1}(t) g(x(t))$ at $t = 0$.

Computing these in ADTAYL is done by

```
[x,J] = taylcoeffs(f,x0,p);
L = J\g(x);
```

Listing 1.2: Lie coefficients of a vector field.

- The adtayl objects x and J contain the Taylor coefficients of $x(t)$ and $J(t)$ to order p , respectively.
- $g(x)$ is a function handle that returns an adtayl object containing the Taylor coefficients of $g(x(t))$ to order p .
- Since $J(0) = I$ is nonsingular, power series $J(t)$ is invertible, and $L=J \backslash g(x)$ computes the Taylor coefficients of $J^{-1}(t) g(x(t))$ to order p , returned in L .

4.3 Covector Field

Here $\omega(x)$ is a covector field. Using the result in [10, Sec. 5.2], one has

$$\sum_{k=0}^{\infty} \frac{1}{k!} L_f^k \omega(x_0) t^k = \omega(x(t)) J(t), \quad (23)$$

where $J(t)$ satisfies (9). Hence,

Lie coefficient $\frac{1}{k!} L_f^k \omega(x_0)$ is the k th Taylor coefficient of $\omega(x(t)) J(t)$.

Computing these in ADTAYL is done by

```
[x,J] = taylcoeffs(f,x0,p);
L = w(x)*J;
```

Listing 1.3: Lie coefficients of a covector field

Here $w(x)$ returns a row vector (covector), so that L represents $\omega(x(t)) J(t)$.

4.4 Families of Scalar, Vector, and Covector Fields.

Without modification, the Listings 1.1, 1.2, 1.3 handle families of fields. Since a vector field is implemented as a column vector, `adtayl` supports a 1D array of them stacked side by side into a matrix. Similarly, since a covector field is a row vector, `adtayl` supports a 1D array of them stacked vertically into a matrix. Scalar fields can be in an arbitrarily-shaped array.

Scalar fields. An `adtayl` array can have any number of dimensions. In general, $h(x)$ in Listing 1.1 can return an array of size $[s_1, s_2, \dots, s_l]$, representing the result of evaluating an array $h(x)$ of $s_1 \times s_2 \times \dots \times s_l$ separate scalar fields. Listing 1.1 remains valid and computes the Lie coefficients for *all* these scalar fields simultaneously, and

$$\frac{1}{k!} L_f^k h(x_0) \quad \text{is the } s_1 \times s_2 \times \dots \times s_l \text{ array } L.\text{gettc}(k).$$

Of interest in control theory is when this h is an output map, generally regarded as a column vector:

Definition 2 (Output map). Let \mathcal{M} be a smooth manifold representing the state space of a dynamical system. An output map is a smooth function

$$h : \mathcal{M} \rightarrow \mathbb{R}^m$$

that assigns to each state $x \in \mathcal{M}$ a vector $y = h(x) \in \mathbb{R}^m$ of observable quantities. Vector y is called the system's output; its components h_1, \dots, h_m are scalar fields on \mathcal{M} .

So in this case we have componentwise

$$L_f^k h(x) = [L_f^k h_1(x), L_f^k h_2(x), \dots, L_f^k h_m(x)]^T \in \mathbb{R}^m.$$

Vector fields. Suppose we have m smooth vector fields $g_1(x)$, $g_2(x)$, \dots , $g_m(x)$. Let

$$g(x) = [g_1(x), g_2(x), \dots, g_m(x)] \in \mathbb{R}^{n \times m}.$$

We define ad_f^k on this matrix column-wise:

$$\text{ad}_f^k g(x) = [\text{ad}_f^k g_1(x), \text{ad}_f^k g_2(x), \dots, \text{ad}_f^k g_m(x)], \quad k \geq 0.$$

Equation (22) remains true for such g . The computation in Listing 1.2 stays valid, and

$$\frac{1}{k!} \text{ad}_f^k g(x_0) \quad \text{is the } n \times m \text{ matrix } \text{L.gettc}(k).$$

Covector fields. Assume we have m smooth covector fields ω_i , $i = 1, \dots, m$. Let

$$\omega(x) = \begin{bmatrix} \omega_1(x) \\ \omega_2(x) \\ \vdots \\ \omega_m(x) \end{bmatrix} \in \mathbb{R}^{m \times n},$$

where each $\omega_i(x)$ is a row vector. We define L_f^k on this matrix row-wise:

$$L_f^k \omega(x) = \begin{bmatrix} L_f^k \omega_1(x) \\ L_f^k \omega_2(x) \\ \vdots \\ L_f^k \omega_m(x) \end{bmatrix}, \quad k \geq 0.$$

Equation (23) remains true for such ω . The computation in Listing 1.3 stays valid, and

$$\frac{1}{k!} L_f^k \omega(x_0) \quad \text{is the } m \times n \text{ matrix } \text{L.gettc}(k).$$

The remarkably concise ADTAYL computations described above are summarized

| Field type | Size | Expression |
|------------|--------------|--|
| scalar | any | $\mathbf{h}(\mathbf{x})$ |
| vector | $n \times m$ | $\mathbf{J} \backslash \mathbf{g}(\mathbf{x})$ |
| covector | $m \times n$ | $\mathbf{w}(\mathbf{x}) * \mathbf{J}$ |

4.5 Comparison with LIEDRIVERS

We summarize the LIEDRIVERS [13] implementation using ADOL-C and note two key differences from ADTAYL; see also [10,11,12].

LIEDRIVERS obtains the coefficients of $x(t)$ from the ADOL-C tape for f by a forward pass through the tape. The field X is also taped, and the coefficients of $X(x(t))$ are computed by a forward pass through this tape, with all operations carried out on the truncated Taylor series for $x(t)$.

- (1) A key difference in our approach is that we do not construct a code-list object for X ; that is, X is “not taped”. Instead, $X(x(t))$ is evaluated directly in `adtayl` arithmetic.
- (2) A second difference lies in the way Jacobian coefficients are computed. In the vector and covector cases, LIEDRIVERS uses a subsequent reverse pass through the tape for f to compute the coefficients A_i of the Jacobian matrix $f'(x(t))$,

$$f'(x(t)) = A_0 + A_1 t + \cdots + A_k t^k + \cdots,$$

by reverse-mode automatic differentiation. These coefficients are then used in the recurrences (24) and (25). By contrast we use only forward mode AD.

Vector field. LIEDRIVERS computes the coefficients of $Z(t)g(x(t))$ in (22). The coefficients of $Z(t)$ are formed using

$$Z_{k+1} = -\frac{1}{k+1} \sum_{i=0}^k Z_i A_{k-i}, \quad Z_0 = I. \quad (24)$$

This recurrence follows directly from (13) and (11) when applied to (21). Writing

$$g(x(t)) = g_0 + g_1 t + \cdots + g_k t^k + \cdots,$$

the k th Taylor coefficient of $Z(t)g(x(t))$ is obtained as $\sum_{i=0}^k Z_i g_{k-i}$, which yields $\frac{1}{k!} \text{ad}_f^k g(x_0)$.

Covector field. LIEDRIVERS computes the coefficients of $J(t)$ using

$$J_{k+1} = \frac{1}{k+1} \sum_{i=0}^k A_{k-i} J_i, \quad J_0 = I. \quad (25)$$

This also follows directly from (13) and (11) when applied to (9). Similarly, writing

$$\omega(x(t)) = \omega_0 + \omega_1 t + \cdots + \omega_k t^k + \cdots,$$

one finds the k th coefficient of $\omega(x(t))J(t)$ as $\sum_{i=0}^k \omega_i J_{k-i}$.

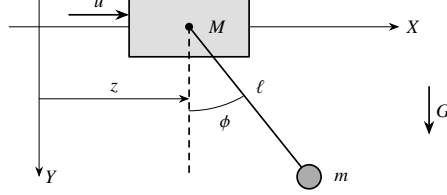


Fig. 1: Schematic of the gantry crane model.

5 Performance

We report the performance of our approach on the gantry crane model from [13], Figure 1. The system consists of a cart of mass M moving horizontally and carrying a load of mass m , suspended by a massless cable of length ℓ at an angle ϕ . The input $u(t)$ is a horizontal force applied to the cart, and gravity G acts vertically downward.

The equations of motion, where z is horizontal position, are

$$\begin{pmatrix} m + M & m\ell \cos \phi \\ m\ell \cos \phi & m\ell^2 \end{pmatrix} \begin{pmatrix} \ddot{z} \\ \ddot{\phi} \end{pmatrix} + \begin{pmatrix} -m\ell \dot{\phi}^2 \sin \phi \\ m\ell G \sin \phi \end{pmatrix} = \begin{pmatrix} u \\ 0 \end{pmatrix}. \quad (26)$$

With the state vector $x = (z, \phi, \dot{z}, \dot{\phi})$, (26) as a first-order system is of the form

$$\dot{x} = f(x) + g(x)u. \quad (27)$$

The expressions for the vector fields f and g , and for the output map $y = h(x)$ for the load position are given in Appendix A. From the control-theory viewpoint, this has the frequently occurring *control-affine* form, meaning the input u appears only linearly.

The tests consisted in computing the iterated Lie brackets $\text{ad}_f^k g(x_0)$ and Lie derivatives $L_f^k h(x_0)$ for orders $k = 1, \dots, 10$. We used the parameter values $M = 1$, $m = 1$, $\ell = 1$, and $G = 9.81$, and the initial state $x_0 = (1, 0.2, -0.5, -0.4)^\top$, as given in the `GantryCrane.cpp` file from the ADOL-C distribution.

We computed the derivatives (a) with the `ADTAYL` package, (b) with the MATLAB Symbolic Math Toolbox, evaluating the resulting symbolic expressions, (c) by re-running `GantryCrane.cpp` with ADOL-C. The three sets of numbers were very close, giving us confidence in `ADTAYL`'s algorithms.

The tests were done on a Mac Studio (Apple M4 Max, 64 GB RAM) with MATLAB R2025b. The timings reported below are wall-clock times. For the symbolic approach, they include both the construction of the symbolic expressions and their subsequent numerical evaluation. For `ADTAYL`, they include the generation of the code-list for the vector field f and the computation of the corresponding derivatives.

Figure 2a shows the time for evaluating $\text{ad}_f^k g(x_0)$ and $L_f^k h(x_0)$ versus order k . Figure 2b shows the ratio of symbolic and `ADTAYL` times $T_{\text{sym}}(k)/T_{\text{Adtayl}}(k)$ at order k for both $\text{ad}_f^k g(x_0)$ and $L_f^k h(x_0)$. Figure 3 shows the `ADTAYL` timings more clearly.

The `ADTAYL` timings grow slowly with k (approximately linearly over this range), whereas the symbolic approach exhibits roughly exponential growth as k increases, due

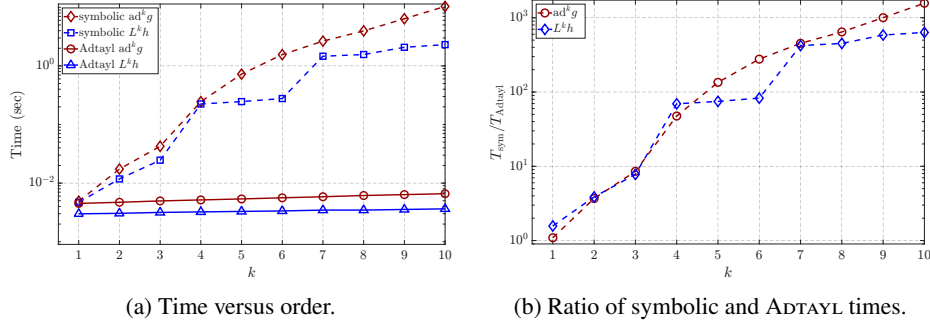


Fig. 2: Performance comparison for evaluation of $\text{ad}_f^k g(x_0)$ and $L_f^k h(x_0)$ using MATLAB Symbolic Math Toolbox and ADTAYL. The time is shown on a logarithmic scale.

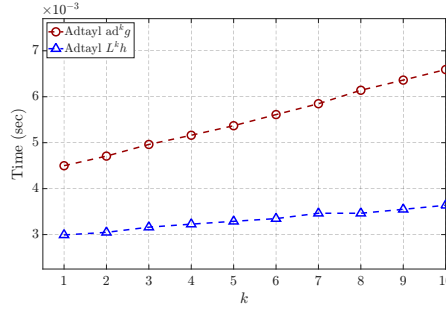


Fig. 3: ADTAYL time for computing $\text{ad}_f^k g(x_0)$ and $L_f^k h(x_0)$.

to the increasing size and complexity of intermediate symbolic expressions. For $k = 10$, the symbolic cost is roughly 1000 times larger than that of the ADTAYL method.

Figure 4 illustrates the percentage of total runtime dedicated to symbolic expression construction and code-list generation. For the symbolic computation, the time for expression construction becomes increasingly dominant as the derivative order k increases, approaching 100% for $L_f^k h$ and fluctuating between 70% and 90% for $\text{ad}_f^k g$ for $k \geq 4$. In contrast, for ADTAYL, the time spent building the code list is fixed. Consequently, its relative contribution to the total runtime decreases linearly as k increases, cf. Figure 3.

6 Conclusions

6.1 Software structure

This article is primarily about computing Lie derivatives of various kinds, but it also gives insights on numerical software package design. Computing Lie derivatives was an application suggested to us after ADTAYL was essentially written, and the economy of code shown in section 4 surprised us.

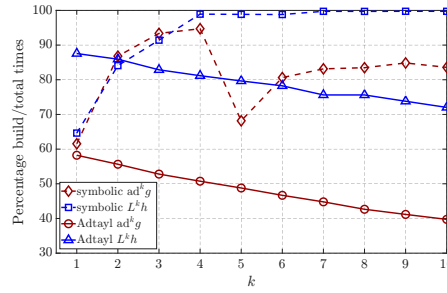


Fig. 4: Percentage of total runtime spent on symbolic expression construction in the Symbolic Toolbox and on code-list generation in ADTAYL.

This economy is partly due to making *odets* accept an ODE function f with the same syntax used by the MATLAB solvers, as far we could. It is also due to our work to make *adtayl* objects behave like native MATLAB arrays as far as possible in terms of indexing, concatenating, slicing and basic matrix algebra. Hence f , or its code-list, can evaluate on a numeric or on an *adtayl* array; if the latter, either in one pass purely algebraically, or using the multi-pass recurrences needed for solving a differential equation.

In this way ADTAYL aspires towards the *differentiable programming* paradigm, which roughly speaking aims to make derivatives and differentiation—ordinary or partial, and with respect to variables, parameters or initial conditions—into first-class objects and operators of a computing platform.

ADTAYL does so imperfectly because individual code-list instructions are scalar. Even the simple ODE $\dot{x} = 2x$ with n -vector x —i.e. n independent equations $\dot{x}_i = 2x_i$ —needs the $2x$ to become a loop in code for the f of (8). To “vectorize” the code-list would bring ADTAYL much further towards differentiable programming, but represents a major effort.

6.2 Performance and numerics

Runtime scaling with order in ADTAYL. If the cost of computing derivatives up to order k is dominated by arithmetic operations (including array indexing), the total runtime is expected to scale quadratically with k . However, for the order range considered here ($k \leq 10$), the observed runtime increases approximately linearly with k .

The code-list is executed once per order. For the range of k considered here, profiling shows that the cost is dominated by order-independent overheads. These include array accesses and scalar assignments used to decode each code-list entry (e.g. loading the opcode and operand indices), branching statements used to dispatch opcode executions, and special-case checks. Although the algorithm also contains the convolution-type operations (11), (12), and (17), whose costs are proportional to k , their loops remain short for small k and contribute weakly to the total time. For k up to 10, the cost of these convolutions grows linearly; quadratic behaviour (still mild) becomes apparent only at much higher orders—in double precision, for $k \gtrsim 50$.

Numerical error. As for numerical error, we took as reference solution one computed by MATLAB vpa in 40 digits of precision. In double precision, we found ADTAYL’s (normwise relative) error in $L_f^k h$ grew very modestly as k went from 1 to 10—from around roundoff to four times this. The $\text{ad}_f^k g$ error grew more, by a factor around 200.

For LIEDRIVERS, the errors for $L_f^k h$ were equally good on this k range. However, we observed that its errors for $\text{ad}_f^k g$ grew rapidly, by several orders of magnitude. Since the difference is that the latter uses a Jacobian and the former doesn’t, we wonder if there is a problem in the method used in ADOL-C to compute this Jacobian.

6.3 Other work

Following the theory described in [10], we can compute *observability matrices* compactly with ADTAYL, by code similar to that given above for Lie derivatives. We aim to report on this in future work.

Acknowledgments. The first author acknowledges the support of the Natural Sciences and Engineering Research Council of Canada (NSERC), grant RGPIN-2019-07054.

A Gantry crane: f , g , and h expressions

With

$$x = (x_1, x_2, x_3, x_4)^\top = (z, \phi, \dot{z}, \dot{\phi})^\top,$$

where z is the position of the center of mass of the cart, ϕ is the angle of the cable measured from the vertical, and $(\dot{z}, \dot{\phi})$ are the corresponding velocities, the f and g in (27) are

$$f(x) = \begin{pmatrix} x_3 \\ x_4 \\ \frac{m\ell x_4^2 \sin x_2 + mG \sin x_2 \cos x_2}{m \sin^2 x_2 + M} \\ -\frac{m\ell x_4^2 \sin x_2 \cos x_2 + (m+M)G \sin x_2}{\ell(m \sin^2 x_2 + M)} \end{pmatrix} \quad \text{and} \quad g(x) = \begin{pmatrix} 0 \\ 0 \\ \frac{1}{m \sin^2 x_2 + M} \\ \frac{-\cos x_2}{\ell(m \sin^2 x_2 + M)} \end{pmatrix}$$

The output map $h(x) = (\ell \sin x_2 + x_1, \ell \cos x_2)^\top$ gives the Cartesian coordinates of the load.

References

1. Abad, A., Barrio, R., Blesa, F., Rodríguez, M.: Algorithm 924: TIDES, a Taylor series integrator for differential equations. ACM Trans. Math. Software **39**(1), 1–28 (2012). doi:[10.1145/2382585.2382590](https://doi.org/10.1145/2382585.2382590)

2. Chang, Y., Corliss, G.F.: ATOMFT: Solving ODEs and DAEs using Taylor series. *Comp. Math. Appl.* **28**, 209–233 (1994). doi:[10.1016/0898-1221\(94\)00193-6](https://doi.org/10.1016/0898-1221(94)00193-6)
3. Griewank, A., Juedes, D., Utke, J.: Algorithm 755: ADOL-C: A package for the automatic differentiation of algorithms written in C/C++. *ACM Trans. Math. Software* **22**(2), 131–167 (1996). doi:[10.1145/229473.229474](https://doi.org/10.1145/229473.229474)
4. Isidori, A.: *Nonlinear Control Systems*. Springer (1995)
5. Jorba, A., Zou, M.: A software package for the numerical integration of ODEs by means of high-order Taylor methods. *Experimental Mathematics* **14**(1), 99–117 (2005). doi:[10.1080/10586458.2005.10128904](https://doi.org/10.1080/10586458.2005.10128904)
6. Maplesoft, Waterloo, Ontario, Canada: DifferentialGeometry Package (2024). URL <https://www.maplesoft.com/support/help/Maple/view.aspx?path=DifferentialGeometry>. Maple documentation for symbolic differential geometry, including computation of Lie derivatives
7. Meurer, A., Smith, C.P., Paprocki, M., Čertík, O., Kirpichev, S.B., Rocklin, M., Kumar, A., Ivanov, S., Moore, J.K., Singh, S., et al.: SymPy: symbolic computing in Python. *PeerJ Computer Science* **3**, e103 (2017). doi:[10.7717/peerj-cs.103](https://doi.org/10.7717/peerj-cs.103)
8. Nedialkov, N.S., Pryce, J.D.: Sub-ODEs simplify Taylor series algorithms for ordinary differential equations. *SIAM Journal on Scientific Computing* **47**(5), A2746–A2773 (2025). doi:[10.1137/24M1716161](https://doi.org/10.1137/24M1716161)
9. Pryce, J.D., Nedialkov, N.S.: ADTAYL User Guide (2025). In preparation. To be available at arxiv.org
10. Röbenack, K.: Computation of Lie derivatives of tensor fields required for nonlinear controller and observer design employing automatic differentiation. In: *PAMM: Proceedings in Applied Mathematics and Mechanics*, vol. 5, pp. 181–184 (2005). doi:[10.1002/pamm.200510069](https://doi.org/10.1002/pamm.200510069)
11. Röbenack, K., Gerbet, D.: Toward state estimation by high gain differentiators with automatic differentiation. *Optimization Methods and Software* pp. 1–16 (2024). doi:[10.1080/10556788.2024.2320737](https://doi.org/10.1080/10556788.2024.2320737)
12. Röbenack, K., Reinschke, K.J.: The computation of Lie derivatives and Lie brackets based on automatic differentiation. *Z. Angew. Math. Mech.* **84**(2), 114–123 (2004). doi:[10.1002/zamm.200320077](https://doi.org/10.1002/zamm.200320077)
13. Röbenack, K., Winkler, J., Wang, S.: LIEDRIVERS - a toolbox for the efficient computation of Lie derivatives based on the object-oriented algorithmic differentiation package ADOL-C. In: *International Workshop on Equation-Based Object-Oriented Modeling Languages and Tools* (2011). URL <https://api.semanticscholar.org/CorpusID:14490038>
14. Sontag, E.D.: *Mathematical Control Theory: Deterministic Finite Dimensional Systems*. Springer (1998)
15. Stauning, O., Bendtsen, C.: FADBAD++ web page (2003). URL <http://uning.dk/fadbad.html>. Accessed: 2024-12-01