

Synchronization with Annealed Disorder and Higher-Harmonic Interactions in Arbitrary Dimensions: When Two Dimensions Are Special

Rupak Majumder^{ib*} and Shamik Gupta^{ib†}

Department of Theoretical Physics, Tata Institute of Fundamental Research, Homi Bhabha Road, Mumbai 400005, India

(Dated: January 16, 2026)

The impact of disorder on collective phenomena depends crucially on whether it is quenched or annealed. In synchronization problems, quenched disorder in higher-dimensional Kuramoto models is known to produce unconventional dimensional effects, including a striking odd–even dichotomy: synchronization transitions are continuous in even dimensions and discontinuous in odd dimensions. By contrast, the impact of annealed disorder has received comparatively little attention. Here we study a D -dimensional Kuramoto model with both fundamental and higher-harmonic interactions under annealed disorder, and develop an arbitrary-dimensional center-manifold framework to analyze the nonlinear dynamics near the onset of collective behavior. We show that annealed disorder fundamentally alters the role of dimensionality. With fundamental coupling alone, it completely removes the odd–even dichotomy, yielding continuous synchronization transitions with universal mean-field scaling in all dimensions. Higher-harmonic interactions preserve this universality while rendering the synchronization transition tunable between continuous and discontinuous. At the same time, they give rise to a novel, correlation-driven transition between a symmetry-protected incoherent phase and a symmetry-broken state lacking global synchronization, which is therefore invisible to the conventional Kuramoto order parameter. This transition is continuous in two dimensions but discontinuous in higher dimensions, revealing an emergent and previously-unrecognized special role of two dimensions.

CONTENTS

I. Introduction	1	E. Derivation of Eq. (C12)	23
II. Main Results	3	F. Derivation of Eq. (C16)	23
III. Formulation of the model	4	G. Derivation of Eq. (29)	24
A. Discussion on \mathbb{M}	6	H. Derivation of some useful identities	25
B. Symmetry of the model	6	I. Derivation of Eq. (66)	26
IV. Fokker-Planck Equation	6	J. Derivation of Eq. (67)	27
V. Center Manifold Analysis	7	K. Tensor Integral Formula	27
A. $D = 3$ Case	8	L. Derivation of some useful tensor integrals	28
B. General D -Dimensional Case	10	M. Derivation of Eq. (68)	31
C. Effect of Symmetry	10	N. Checking of Eq. (115)	31
1. Critical Point	11	O. Derivation of $\vec{\nabla}_{\mathcal{J}}(\mathbb{T}^{(4)}, \vec{\sigma}^{\otimes 4})$	32
D. Transition in $\tilde{\mathbb{P}}$	11	P. Checking of Eqs. (135) and (136)	33
E. Transition in $\tilde{\mathbb{M}}$	14	References	34
1. $D = 2$ Case	17		
2. $D > 2$ Case	17		
VI. Conclusion	19		
VII. Acknowledgements	19		
A. Derivation of Eq. (20)	19		
B. D -dimensional spherical polar coordinate system	20		
C. Derivation of Fokker-Planck Equation	20		
D. Derivation of Eq. (C10)	22		

I. INTRODUCTION

Disorder plays a central role in shaping collective phenomena, with its consequences depending crucially on whether it is quenched or annealed. In systems with quenched disorder, impurities or random fields are frozen on the timescale of the dynamics, whereas in annealed disorder, the disorder variables fluctuate dynamically alongside the system's intrinsic degrees of freedom. Quenched disorder is known to profoundly alter thermodynamic, critical, and dynamical behav-

* rupak.majumder@tifr.res.in

† shamik.gupta@theory.tifr.res.in

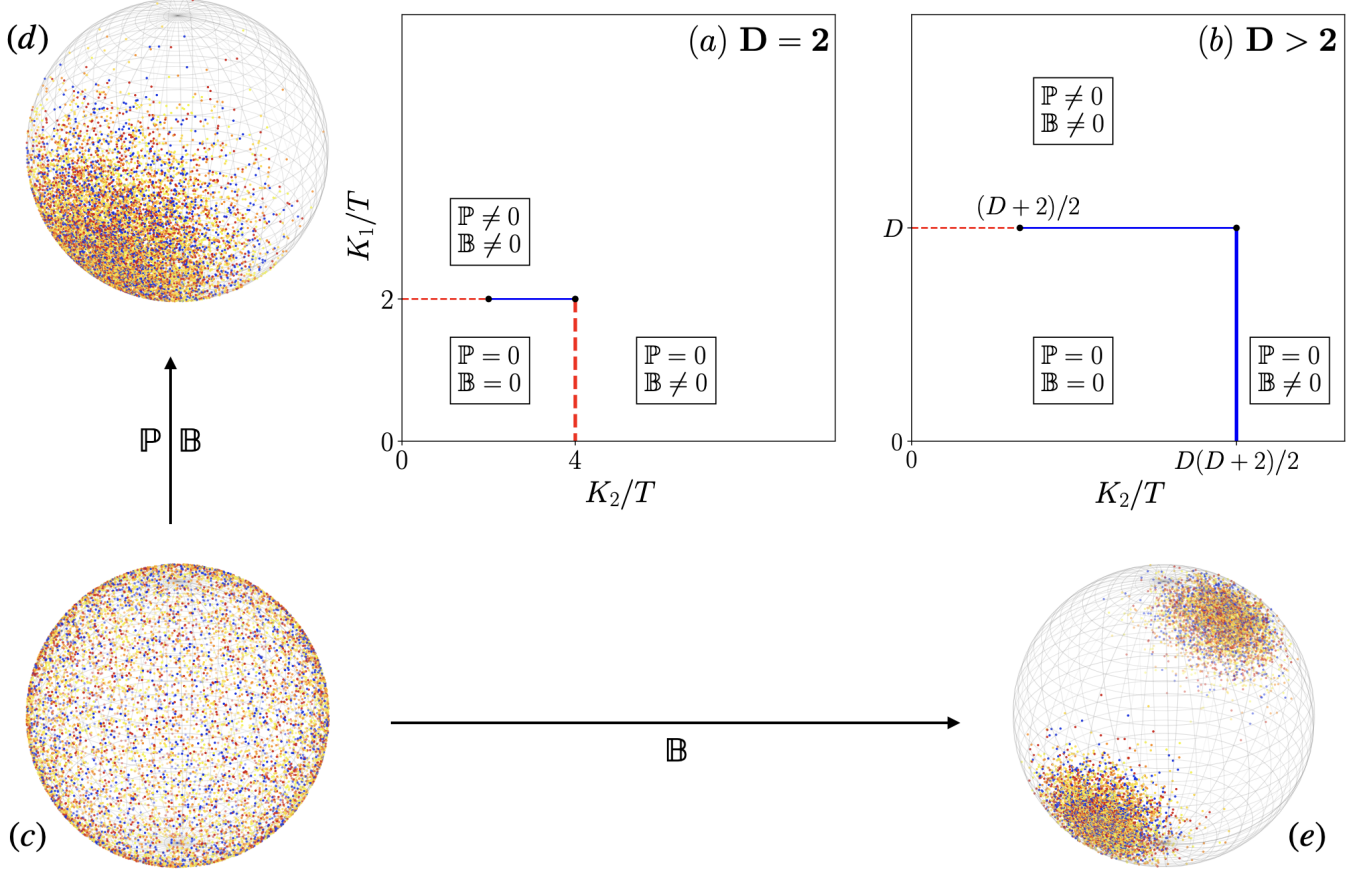


FIG. 1. Phase diagram of the model is presented in (a) for $D = 2$ and in (b) for $D > 2$ in the K_1 (strength of the fundamental interaction) – K_2 (strength of the higher harmonic interaction) plane. The red dashed lines denote continuous transition and the blue solid lines denote discontinuous transition. The enclosed region by the blue solid and the red dashed lines and the K_1 , K_2 axes denote the parameter region in which the uniformly incoherent state (c), denoted by $\mathbb{P} = \mathbb{B} = 0$, is linearly stable. The horizontal red dashed and the blue solid lines denote the transition points at which the order parameters \mathbb{P} and \mathbb{M} shows a transition to a synchronized phase (d). The verticle red dashed/blue solid line denotes the transition points of the uniformly incoherent state to a symmetry broken state without global order (e) denoted by $\mathbb{P} = 0$ and $\mathbb{B} \neq 0$.

ior, influencing universality classes and even the existence and nature of ordered phases in both classical and quantum systems [1–4]. It can give rise to striking phenomena such as glassy dynamics [5–7] and non-self-averaging behavior [8, 9]. By contrast, determining how annealed disorder influences collective phenomena has remained an enduring theoretical challenge [10–12]. The distinction between quenched and annealed disorder has thus emerged as a unifying theme across a wide range of contemporary research areas, including quantum gravity [13], condensed matter physics [14, 15], active matter [16], biophysics [17], and sociophysics [18, 19].

Synchronization among interacting nonlinear oscillators provides a paradigmatic and broadly relevant setting in which both quenched and annealed disorder arise naturally [20–22]. As a prototypical form of collective order emerging from disorder, synchronization has been observed across an extraordinary range of systems, including biological [23–28] and chemical oscillators [29–31], power grids [32–34], quantum platforms [35–38], and even financial systems [39–41]. Over

the years, the Kuramoto model has emerged as a minimal and unifying theoretical framework for understanding the onset of synchronization in large populations of interacting nonlinear oscillators [42]. The model describes phase-only oscillators with distributed natural frequencies that are globally coupled through the sine of their phase differences. Its analytical tractability has made it a cornerstone for the study of nonequilibrium phase transitions driven by interactions and disorder [43–52]. A central result is the emergence of a phase transition between incoherent and synchronized states at a finite coupling strength, whose nature depends sensitively on the form of disorder.

Recent work has shown, however, that even minimal generalizations of the Kuramoto model can give rise to qualitatively new phenomena. In particular, higher-dimensional extensions have been introduced in which each oscillator is represented by a D -dimensional unit vector rather than a single phase, with the conventional Kuramoto model corresponding to $D = 2$. As argued in Ref. [53], these models natu-

rally arise in the context of flocking birds, fish schools, flying drones, opinion dynamics as well as in a surprising context of neutrino oscillations [54–56]. Analyses of these models in the presence of quenched disorder have revealed a striking odd–even dimensional dichotomy: synchronization transitions are continuous in even dimensions, while in odd dimensions, they become discontinuous and occur at vanishing coupling strength [53, 57–59]. This unexpected result highlights the profound role of dimensionality in shaping collective dynamics [60–63]. Dimensional effects have since been explored in numerous extensions, including models with three-body interactions [64–68], nonuniform [69–72], adaptive [73–75], and matrix-valued couplings [76–78], among many others [79–84]. Notably, the overwhelming majority of these studies focus on quenched disorder, leaving open the fundamental question of whether dimensional dichotomies persist when disorder becomes annealed. In a related class of swarming models, annealed disorder has recently been studied both in the presence of quenched disorder in $D = 3$ [85] and in its absence in arbitrary dimensions [86].

A second, equally fundamental gap concerns the role of interaction structure. In two-dimensional synchronization models, higher-harmonic interactions are known to qualitatively modify phase transitions, alter critical behavior, and induce multistability [87–90]. Whether such effects persist, compete with, or fundamentally reshape dimensional phenomena in higher-dimensional systems remains unknown, particularly when higher harmonics and annealed disorder act simultaneously.

From a theoretical standpoint, a key challenge is development of analytical tools that go beyond linear stability analysis and are capable of addressing nonlinear dynamics in higher-dimensional synchronization models. In two dimensions, the Kuramoto model admits a powerful center-manifold framework [43, 90–98], which enables a systematic characterization of phase transitions beyond linear stability analysis. In higher dimensions and in the absence of annealed disorder, substantial progress has been achieved through generalized Ott–Antonsen-type ansatz [60, 62], allowing for exact low-dimensional reductions. However, such approaches do not extend naturally to systems with annealed disorder. Developing an analytical framework capable of addressing this gap is essential for understanding the nonlinear structure of the dynamics, determining the nature of phase transitions, and characterizing behavior near criticality.

In this work, we address these challenges by studying a D -dimensional Kuramoto model with both fundamental and higher-harmonic couplings in the presence of annealed disorder. The paper is organized as follows. In Sec. II, we summarize the main results. In Sec. III, we introduce the model and define the relevant dynamical observables; the symmetries of the system and their consequences are discussed in Sec. III B. In Sec. IV, we formulate the dynamics in terms of a Fokker–Planck equation. A nontrivial D -dimensional generalization of the center-manifold reduction is developed in Sec. V. The resulting reduced evolution equations of the two order parameters and the associated phase transitions are presented in Secs. V D and V E. We conclude in Sec. VI. Techni-

cal details are provided in Appendices A–P.

II. MAIN RESULTS

Motivated by the need to systematically characterize phase transitions in higher-dimensional Kuramoto models with both fundamental and higher-harmonic interactions in the presence of annealed disorder, we develop a nontrivial generalization of the two-dimensional Kuramoto center-manifold analysis to arbitrary dimension. This approach goes beyond linear stability theory and provides direct access to the nonlinear growth of instabilities near criticality, allowing for a rigorous determination of the nature of the associated phase transitions.

Our first main result concerns the fate of the odd–even dimensional dichotomy previously reported for higher-dimensional Kuramoto models with quenched disorder. We show that, in the presence of annealed disorder and fundamental coupling alone, this dichotomy disappears entirely. The transition from incoherence to synchronization is strictly continuous in all dimensions, and the synchronization order parameter exhibits universal mean-field scaling with critical exponent $\beta = 1/2$, independent of dimensionality. Annealed disorder thus restores universality across dimensions, consistent with recent findings in related swarming models [85, 86]. We further find that on introducing higher-harmonic interactions, the transition between incoherent and synchronized phases can be tuned from continuous to discontinuous in any dimension by varying the strength of such interactions up to a dimension-dependent critical value.

Our second main result is that higher-harmonic interactions give rise to a previously-unexplored novel transition from a symmetry-protected incoherent phase to a symmetry-broken state that does not exhibit global synchronization. Across this transition, the conventional synchronization order parameter remains identically zero and therefore fails to detect the ordering. Instead, the transition is characterized by a correlation matrix encoding ensemble-averaged correlations between different components of the oscillator vectors. This correlation-driven transition is continuous in two dimensions but becomes discontinuous in all higher dimensions, leading to a rich phase diagram summarized in Fig. 1.

This dimensional dependence of the correlation-driven phase transition is the third main result of our work. Thus, in presence of higher-harmonic interactions, dimensional effects reemerge in a qualitatively new manner, making $D = 2$ uniquely distinguished from higher dimensions. At the nonlinear level, the special role of dimensionality is further reflected in the scaling of the leading nonlinear terms near the correlation-driven transition. In two dimensions, the instability is governed by a quadratic nonlinearity, whereas in higher dimensions, the leading contribution scales with a non-integer exponent equal to $3/2$. Taken together, these results identify $D = 2$ as uniquely special in the presence of higher-harmonic interactions, in sharp contrast to the fully universal behavior observed when such interactions are absent.

From a theoretical perspective, our generalized center-manifold reduction yields closed evolution equations for the

macroscopic order parameters. More broadly, our work establishes a unified and versatile dynamical framework for analyzing collective phenomena in higher-dimensional Kuramoto-type models, opening the door to systematic studies of disorder, finite-size effects, and further extensions in higher-dimensional Kuramoto-like models.

III. FORMULATION OF THE MODEL

We first recall the set-up of the usual two-dimensional Kuramoto model. The model in presence of annealed disorder and higher-harmonic interactions involves a system of N phase-only oscillators. The phase of the j -th oscillator at time t is denoted by the angle variable $\theta_j(t) \in [0, 2\pi)$, with $j = 1, 2, \dots, N$. Considering the interaction between the oscillators to be all-to-all, the time evolution is given by [99]:

$$\frac{d\theta_j}{dt} = \omega_j + \frac{K_1}{N} \sum_{k=1}^N \sin(\theta_k - \theta_j) + \frac{K_2}{N} \sum_{k=1}^N \sin 2(\theta_k - \theta_j) + \sqrt{2T} \eta_j(t), \quad (1)$$

where the annealed disorder $\eta_j(t)$ is a Gaussian, white noise acting upon the oscillator j , with the properties $\langle \eta_j(t) \rangle = 0$ and $\langle \eta_i(t) \eta_j(t') \rangle = \delta_{ij} \delta(t - t') \forall i, j$. The notation $\langle \cdot \rangle$ denotes averaging over noise realizations. The coefficient K_1 is the strength of the fundamental coupling, i.e., the strength of the first-harmonic interaction, while K_2 is the strength of the second-harmonic interaction, which is a representative higher-harmonic interaction. In Eq. (1), the natural frequencies $\omega_j \in (-\infty, \infty)$ of the oscillators are quenched-disordered random variables distributed according to a given probability distribution $g(\omega)$, which has a finite mean $\omega_0 \geq 0$ and a finite width $\sigma \geq 0$. Examples of such distributions are uniform, Lorentzian, Gaussian, etc. The above model may also be interpreted as a model of continuous classical XY spins with mean-field interactions, driven out-of-equilibrium, and with T playing the role of the temperature (in suitable units) of a heat bath in contact [100].

Putting $T = 0$ and $K_2 = 0$ in Eq. (1) reduces the system to the original Kuramoto model [42] with only first-harmonic interaction. Reference [53] has recently generalized this limit of the model to general D dimensions, where $D = 2$ corresponds to the Kuramoto model. In line with this work, in this section, we will generalize the noisy Kuramoto model with first-harmonic and second-harmonic interaction, as described by Eq. (1), to a D -dimensional noisy Kuramoto model. Before considering the general D -dimensional case, let us first write Eq. (1) in a convenient vector form in two dimensions. In the context of Eq. (1), we may consider each oscillator as a point particle moving on a circle with unit radius. Let the position vector of the j -th oscillator from the centre of the circle be denoted by $\vec{\sigma}_j$. The phase θ_j thus becomes the angle that the vector $\vec{\sigma}_j$ forms with a given axis, say, the x -axis. The vector $\vec{\sigma}_j$ may then be written as $\vec{\sigma}_j = \cos \theta_j \hat{x} + \sin \theta_j \hat{y}$, where \hat{x} and \hat{y} are the unit vector along the x - and the y -axis, respectively. Clearly, the magnitude of the vector is $|\vec{\sigma}_j| = 1$.

Taking derivative with respect to time, we obtain

$$\frac{d\vec{\sigma}_j}{dt} = (-\sin \theta_j \hat{x} + \cos \theta_j \hat{y}) \frac{d\theta_j}{dt}. \quad (2)$$

From the transformation relation between the Cartesian (x, y) and the polar (r, θ) coordinates, we may express the unit vector along the radial direction as $\hat{r} = \cos \theta \hat{x} + \sin \theta \hat{y}$ and the unit vector along the azimuthal direction as $\hat{\theta} = -\sin \theta \hat{x} + \cos \theta \hat{y}$. On using Eq. (1), Eq. (2) may then be written as

$$\begin{aligned} \frac{d\vec{\sigma}_j}{dt} = & \mathbf{W}_j \vec{\sigma}_j + \frac{K_1}{N} \sum_{k=1}^N \sin(\theta_k - \theta_j) \hat{\theta}_j \\ & + \frac{2K_2}{N} \sum_{k=1}^N \cos(\theta_k - \theta_j) \sin(\theta_k - \theta_j) \hat{\theta}_j + \sqrt{2T} \mathbf{N}_j(t) \vec{\sigma}_j, \end{aligned} \quad (3)$$

where \mathbf{W}_j is the antisymmetric frequency matrix and $\mathbf{N}_j(t)$ is the antisymmetric noise matrix, given respectively by

$$\mathbf{W}_j \equiv \begin{bmatrix} 0 & -\omega_j \\ \omega_j & 0 \end{bmatrix}, \quad \mathbf{N}_j(t) \equiv \begin{bmatrix} 0 & -\eta_j(t) \\ \eta_j(t) & 0 \end{bmatrix}. \quad (4)$$

Using the properties of $\eta_j(t)$, we obtain

$$\langle \mathbf{N}_j(t) \rangle = \mathbb{O}_2, \quad \langle \mathbf{N}_i(t) \mathbf{N}_j(t') \rangle = -\delta_{ij} \delta(t - t') \mathbf{I}_2 \forall i, j, \quad (5)$$

where \mathbb{O}_2 is a 2×2 matrix with all elements equal to zero, while \mathbf{I}_2 is a 2×2 identity matrix. Using basic trigonometry, one can show that [53] $\cos(\theta_k - \theta_j) = \vec{\sigma}_k \cdot \vec{\sigma}_j$ and $\sin(\theta_k - \theta_j) \hat{\theta}_j = \vec{\sigma}_k - (\vec{\sigma}_j \cdot \vec{\sigma}_k) \vec{\sigma}_j$. Equation (3) then yields

$$\begin{aligned} \frac{d\vec{\sigma}_j}{dt} = & \mathbf{W}_j \vec{\sigma}_j + \frac{K_1}{N} \sum_{k=1}^N \vec{\sigma}_k - \frac{K_1}{N} \sum_{k=1}^N (\vec{\sigma}_j \cdot \vec{\sigma}_k) \vec{\sigma}_j \\ & + \frac{2K_2}{N} \sum_{k=1}^N (\vec{\sigma}_j \cdot \vec{\sigma}_k) \vec{\sigma}_k - \frac{2K_2}{N} \sum_{k=1}^N (\vec{\sigma}_j \cdot \vec{\sigma}_k)^2 \vec{\sigma}_k \\ & + \sqrt{2T} \mathbf{N}_j(t) \vec{\sigma}_j. \end{aligned} \quad (6)$$

We may now define two order parameters, characterizing macroscopic order in the system, in the following manner:

$$\vec{\mathbb{P}} \equiv \frac{1}{N} \sum_{k=1}^N \vec{\sigma}_k, \quad (7)$$

$$\mathbb{M} \equiv \frac{1}{N} \sum_{k=1}^N \vec{\sigma}_k \otimes \vec{\sigma}_k. \quad (8)$$

Using the above definition of the order parameters, we may rewrite Eq. (6) as

$$\begin{aligned} \frac{d\vec{\sigma}_j}{dt} = & \mathbf{W}_j \vec{\sigma}_j + K_1 \left[\vec{\mathbb{P}} - (\vec{\sigma}_j \cdot \vec{\mathbb{P}}) \vec{\sigma}_j \right] \\ & + 2K_2 \left[\mathbb{M} - (\vec{\sigma}_j \cdot \mathbb{M} \vec{\sigma}_j) \mathbf{I}_2 \right] \vec{\sigma}_j + \sqrt{2T} \mathbf{N}_j(t) \vec{\sigma}_j. \end{aligned} \quad (9)$$

Note that Eq. (9) has the structure of a single dynamical variable $\vec{\sigma}_j$ evolving in presence of a mean “field” $\vec{\mathbb{P}}$ and a mean “rotation” \mathbb{M} produced by all the dynamical variables.

Before proceeding, let us list down some relevant properties of the order parameters. Clearly, the norm of the vector $\vec{\mathbb{P}}$, given by $\mathbb{P} \equiv |\vec{\mathbb{P}}| = \sqrt{\vec{\mathbb{P}} \cdot \vec{\mathbb{P}}}$, satisfies $0 \leq \mathbb{P} \leq 1$, as follows from the fact that $|\vec{\sigma}_k| = 1 \forall k$. In the fully-synchronized phase, when all the $\vec{\sigma}_k$ ’s point along the same direction, we have $\mathbb{P} = 1$. In the incoherent/unsynchronized phase, when all the $\vec{\sigma}_k$ ’s are spread out over the entire circle, we have $\mathbb{P} = 0$. Thus, the quantity \mathbb{P} characterizes qualitatively-different macroscopic behavior and is a measure of global macroscopic order in the system. For the two-dimensional case that is being discussed here, the quantity \mathbb{P} is exactly the Kuramoto order parameter r_1 [42], i.e.,

$$\mathbb{P} = r_1 \equiv \left| \frac{1}{N} \sum_{k=1}^N e^{i\theta_k} \right|. \quad (10)$$

Note that the evolution equation (9) preserves the norm of each $\vec{\sigma}_j$, as may be seen in the following way:

$$\begin{aligned} \frac{d(\vec{\sigma}_j \cdot \vec{\sigma}_j)}{dt} &= 2 \vec{\sigma}_j \cdot \frac{d\vec{\sigma}_j}{dt} \\ &= 2 \vec{\sigma}_j \cdot \mathbf{W}_j \vec{\sigma}_j + 2\sqrt{2T} \vec{\sigma}_j \cdot \mathbf{N}_j(t) \vec{\sigma}_j \end{aligned} \quad (11)$$

The anti-symmetric structure of \mathbf{W}_j and $\mathbf{N}_j(t)$ ensures that each term on the right hand side is zero, and hence, $d(\vec{\sigma}_j \cdot \vec{\sigma}_j)/dt = 0$, implying $|\vec{\sigma}_j| = 1 \forall j$ at all times.

Let us turn to the order parameter \mathbb{M} . The unit norm of each $\vec{\sigma}_k$ immediately gives $\text{Tr}[\mathbb{M}] = 1$. The definition (8) further implies that \mathbb{M} is a symmetric matrix, i.e., $\mathbb{M}^\top = \mathbb{M}$, where \top denotes transpose operation. Defining the second Kuramoto-Daido [42] order parameter $z_2 \equiv r_2 e^{i2\psi_2} \equiv N^{-1} \sum_{k=1}^N e^{i2\theta_k}$, we may express \mathbb{M} for the two-dimensional case as

$$\mathbb{M} = \frac{1}{2} \begin{bmatrix} 1 + \Re(z_2) & \Im(z_2) \\ \Im(z_2) & 1 - \Re(z_2) \end{bmatrix}, \quad (12)$$

where $\Re(\cdot)$ and $\Im(\cdot)$ denote the real and the imaginary part of the quantity inside the brackets, respectively. In Section III A, we discuss the physical property that is captured by the order parameter \mathbb{M} .

In the above backdrop, it is now easy to generalize Eqs. (6) and (9) to the D -dimensional case, when each of the $\vec{\sigma}_k$ ’s may be considered a D -dimensional vector, with time evolution given by Eq. (6) or (9) with \mathbf{I}_2 replaced by \mathbf{I}_D , where \mathbf{I}_D denotes $D \times D$ identity matrix. The vectors $\vec{\sigma}_k$ now have their ends on the surface of a hyper-sphere of unit radius that is embedded in a D -dimensional space. The frequency matrix \mathbf{W}_j is now a $D \times D$ antisymmetric matrix,

known as the natural rotation [53], and given by

$$\mathbf{W}_j \equiv \begin{bmatrix} 0 & \omega_{12}^{(j)} & \omega_{13}^{(j)} & \cdots & \omega_{1D}^{(j)} \\ -\omega_{12}^{(j)} & 0 & \omega_{23}^{(j)} & \cdots & \omega_{2D}^{(j)} \\ -\omega_{13}^{(j)} & -\omega_{23}^{(j)} & 0 & \cdots & \omega_{3D}^{(j)} \\ \vdots & \vdots & & \ddots & \vdots \\ -\omega_{1D}^{(j)} & -\omega_{2D}^{(j)} & -\omega_{3D}^{(j)} & \cdots & 0 \end{bmatrix} \quad (13)$$

in the Cartesian coordinate system, where each of these $\omega_{lm}^{(j)}$ is sampled independently from a distribution $g(\omega)$. Clearly, there are $D(D-1)/2$ independent elements in each natural rotation matrix \mathbf{W}_j . Alternatively, we may consider each matrix \mathbf{W}_j to be sampled from the ensemble of random anti-symmetric matrices following the distribution $G(\mathbf{W})$. For the D -dimensional case, the noise matrix becomes

$$\mathbf{N}_j(t) \equiv \begin{bmatrix} 0 & \eta_{12}^{(j)}(t) & \eta_{13}^{(j)}(t) & \cdots & \eta_{1D}^{(j)}(t) \\ -\eta_{12}^{(j)}(t) & 0 & \eta_{23}^{(j)}(t) & \cdots & \eta_{2D}^{(j)}(t) \\ -\eta_{13}^{(j)}(t) & -\eta_{23}^{(j)}(t) & 0 & \cdots & \eta_{3D}^{(j)}(t) \\ \vdots & \vdots & & \ddots & \vdots \\ -\eta_{1D}^{(j)}(t) & -\eta_{2D}^{(j)}(t) & -\eta_{3D}^{(j)}(t) & \cdots & 0 \end{bmatrix} \quad (14)$$

in the Cartesian coordinate system, with the properties $\langle \eta_{lm}^{(j)}(t) \rangle = 0$ and $\langle \eta_{lm}^{(j)}(t) \eta_{l'm'}^{(j)}(t') \rangle = \delta_{ij} \delta_{ll'} \delta_{mm'} \delta(t-t')$, with $m > l$ and $m' > l'$. Using these properties, we further get

$$\langle \mathbf{N}_j(t) \rangle = \mathbb{O}_D, \quad \langle \mathbf{N}_i(t) \mathbf{N}_j(t') \rangle = -(D-1) \delta_{ij} \delta(t-t') \mathbf{I}_D, \quad (15)$$

for all i, j , with \mathbb{O}_D being a $D \times D$ matrix with all entries equal to zero. Lastly, the order parameter $\vec{\mathbb{P}}$ is a $D \times 1$ column vector, while the order parameter \mathbb{M} is a $D \times D$ symmetric matrix. Hence, the total number of independent quantities in the two order parameters is $D(D+3)/2 - 1$.

In this paper, we are going to consider the case without any quenched disorder, i.e., $\mathbf{W}_j = \mathbf{W} \forall j$, since our main objective to investigate the interplay of annealed disorder and higher-harmonic interactions, as outlined in the Introduction. The ensuing calculations even in this identical natural-rotation case are quite involved, warranting a separate study of the case with quenched disorder [101]. For the case without any quenched disorder, using a transformation $\vec{\sigma}_j \rightarrow e^{-\mathbf{W}t} \vec{\sigma}_j \forall j$, Eq. (6) can be reduced to

$$\begin{aligned} \frac{d\vec{\sigma}_j}{dt} &= \frac{K_1}{N} \sum_{k=1}^N \vec{\sigma}_k - \frac{K_1}{N} \sum_{k=1}^N (\vec{\sigma}_j \cdot \vec{\sigma}_k) \vec{\sigma}_j \\ &+ \frac{2K_2}{N} \sum_{k=1}^N (\vec{\sigma}_j \cdot \vec{\sigma}_k) \vec{\sigma}_k - \frac{2K_2}{N} \sum_{k=1}^N (\vec{\sigma}_j \cdot \vec{\sigma}_k)^2 \vec{\sigma}_k \\ &+ \sqrt{2T} \mathbf{N}_j(t) \vec{\sigma}_j. \end{aligned} \quad (16)$$

From now on, we will consider that such a transformation has been implemented, and hence, will study the dynamics (16).

A. Discussion on \mathbb{M}

Here we discuss the properties of the order parameter \mathbb{M} . For simplicity, let us first focus on three dimensions. If we denote the position vector of the j -th oscillator in the Cartesian coordinate as $\vec{\sigma}_j = (\sigma_j^x, \sigma_j^y, \sigma_j^z)$, then from the definition (8), we obtain

$$\mathbb{M} = \begin{bmatrix} \frac{(\sigma^x)^2}{\sigma^y \sigma^x} & \frac{\sigma^x \sigma^y}{(\sigma^y)^2} & \frac{\sigma^x \sigma^z}{(\sigma^z)^2} \\ \frac{\sigma^y \sigma^x}{(\sigma^y)^2} & \frac{(\sigma^y)^2}{\sigma^z \sigma^y} & \frac{\sigma^y \sigma^z}{(\sigma^z)^2} \\ \frac{\sigma^z \sigma^x}{(\sigma^z)^2} & \frac{\sigma^z \sigma^y}{(\sigma^z)^2} & \frac{(\sigma^z)^2}{\sigma^x \sigma^z} \end{bmatrix}, \quad (17)$$

where we have defined

$$\overline{\sigma^a \sigma^b} \equiv \frac{1}{N} \sum_{j=1}^N \sigma_j^a \sigma_j^b, \quad (18)$$

with $a, b = x, y, z$. Hence, the quantity $\overline{\sigma^a \sigma^b}$ denotes the correlation between the a -th and the b -th Cartesian component of the position vector of the oscillators. Clearly, this is valid in any general dimension D , where the matrix element \mathbb{M}_{ab} denotes the correlation between the a -th and the b -th Cartesian component of the position vector of the oscillators, and \mathbb{M} denotes a correlation matrix.

In the particular incoherent state where all the oscillators are uniformly spread out on the surface of the D -dimensional hyper-sphere (the uniformly incoherent state), one has $\mathbb{P} = 0$. Moreover, there is no correlation between the different components of the position vector. Hence, the off-diagonal terms of the matrix \mathbb{M} will all be zero. Further, since in this state, there is no preferred coordinate axis, the diagonal terms of the matrix \mathbb{M} , which denote self-correlation of different Cartesian components, should be all equal. The sum of these diagonal elements gives the trace of the matrix \mathbb{M} , which we have already seen to be equal to unity. Hence, all the diagonal terms of the matrix \mathbb{M} have the value $1/D$ in the uniformly incoherent state, yielding $\mathbb{M} = D^{-1} \mathbf{I}_D$. In a synchronized state with $\mathbb{P} \neq 0$, when the oscillators form one macroscopic cluster, there will be correlations between the different components of the position vector, making the off-diagonal terms of the matrix \mathbb{M} nonzero. Hence, in this state, \mathbb{M} deviates from $D^{-1} \mathbf{I}_D$.

Surprisingly, there can be states in which the oscillators form multiple clusters without generating any global order, the simplest scenario being two clusters of equal size at diametrically opposite position on the surface of the D -dimensional hyper sphere, as shown in Figure 1(e). In these states, clearly, we have $\mathbb{P} = 0$. Hence, such states cannot be distinguished from the incoherent state by the usual synchronization order parameter $\bar{\mathbb{P}}$. Consequently, any phase transition between such states and the incoherent state will be invisible to $\bar{\mathbb{P}}$. However, formation of clusters gives rise to correlations between the different components of the position vector, making \mathbb{M} deviate from $D^{-1} \mathbf{I}_D$. To identify these states with multiple clusters without global order as well as to probe the associated transition, we need the correlation-based order parameter \mathbb{M} .

B. Symmetry of the model

Before moving ahead, let us first understand the symmetry of the model given in Eq. (16). Since rotation matrices \mathbf{R} are orthogonal transformations satisfying $\mathbf{R}\mathbf{R}^\top = \mathbf{R}^\top\mathbf{R} = \mathbf{I}_D$, their application on any vector preserves its Euclidean norm. Consequently, acting with any rotation matrix \mathbf{R} on any unit vector $\vec{\sigma}_j$ does not change its length, and the rotated vector $\mathbf{R}\vec{\sigma}_j$ remains on the surface of the D -dimensional unit sphere.

We now focus on obtaining the evolution equation of $\mathbf{R}\vec{\sigma}_j$. Let all vectors $\vec{\sigma}_j$ be transformed by a fixed rotation matrix \mathbf{R} . Applying \mathbf{R} on both sides of Eq. (16) from the left along with the properties of the rotation matrices, we obtain

$$\begin{aligned} \frac{d(\mathbf{R}\vec{\sigma}_j)}{dt} &= \frac{K_1}{N} \sum_{k=1}^N \mathbf{R}\vec{\sigma}_k - \frac{K_1}{N} \sum_{k=1}^N (\mathbf{R}\vec{\sigma}_j \cdot \mathbf{R}\vec{\sigma}_k) \mathbf{R}\vec{\sigma}_j \\ &+ \frac{2K_2}{N} \sum_{k=1}^N (\mathbf{R}\vec{\sigma}_j \cdot \mathbf{R}\vec{\sigma}_k) \mathbf{R}\vec{\sigma}_k - \frac{2K_2}{N} \sum_{k=1}^N (\mathbf{R}\vec{\sigma}_j \cdot \mathbf{R}\vec{\sigma}_k)^2 \mathbf{R}\vec{\sigma}_k \\ &+ \sqrt{2T} \left[\mathbf{R}\mathbf{N}_j(t)\mathbf{R}^\top \right] \mathbf{R}\vec{\sigma}_j. \end{aligned} \quad (19)$$

We may define $\tilde{\mathbf{N}}_j(t) \equiv \mathbf{R}\mathbf{N}_j(t)\mathbf{R}^\top$ as the new noise matrix acting on the j -th oscillator. In Appendix A, we show that the properties of the rotated noise matrix $\tilde{\mathbf{N}}_j(t)$ are identical to those of $\mathbf{N}_j(t)$, which reads as

$$\langle \tilde{\mathbf{N}}_j(t) \rangle = \mathbb{O}_D, \quad \langle \tilde{\mathbf{N}}_i(t) \tilde{\mathbf{N}}_j(t') \rangle = -(D-1) \delta_{ij} \delta(t-t') \mathbf{I}_D. \quad (20)$$

Thus, we may replace the noise terms $\tilde{\mathbf{N}}_j(t) \equiv \mathbf{R}\mathbf{N}_j(t)\mathbf{R}^\top$ in Eq. (19) with $\mathbf{N}_j(t)$ itself. Further redefining the rotated vectors as $\vec{\sigma}_j \equiv \mathbf{R}\vec{\sigma}_j \forall j$, we may rewrite Eq. (19) as

$$\begin{aligned} \frac{d\vec{\sigma}_j}{dt} &= \frac{K_1}{N} \sum_{k=1}^N \vec{\sigma}_k - \frac{K_1}{N} \sum_{k=1}^N (\vec{\sigma}_j \cdot \vec{\sigma}_k) \vec{\sigma}_j \\ &+ \frac{2K_2}{N} \sum_{k=1}^N (\vec{\sigma}_j \cdot \vec{\sigma}_k) \vec{\sigma}_k - \frac{2K_2}{N} \sum_{k=1}^N (\vec{\sigma}_j \cdot \vec{\sigma}_k)^2 \vec{\sigma}_k \\ &+ \sqrt{2T} \mathbf{N}_j(t) \vec{\sigma}_j, \end{aligned} \quad (21)$$

which is identical to Eq. (16). Hence, the evolution equations of the rotated vectors $\vec{\sigma}_j \equiv \mathbf{R}\vec{\sigma}_j \forall j$ are identical to that of $\vec{\sigma}_j \forall j$. Thus, we conclude that the action of any constant rotation matrix on all the vectors denoting the position of the oscillators keeps the evolution equation invariant, making it a symmetry of the problem. This knowledge about symmetry will be useful in doing the center manifold analysis in Sec. V.

IV. FOKKER-PLANCK EQUATION

Our aim in this section is to study the system (16) in the thermodynamic limit $N \rightarrow \infty$. To this end, we may introduce a density function $F(\vec{\sigma}, t)$, denoting the density of oscillators at "position" $\vec{\sigma}$ at time t . The normalization condition reads

as

$$\int_{|\vec{\sigma}|=1} F(\vec{\sigma}, t) d\vec{\sigma} = 1, \quad (22)$$

where the integration is done over the $(D-1)$ -dimensional surface of the D -dimensional unit sphere, represented as $\mathcal{S} \equiv S^{D-1} \subset \mathbb{R}^D$. We may now define a D -dimensional spherical polar coordinate system (see Appendix B), with $r \in [0, \infty)$, $\theta_1, \theta_2, \dots, \theta_{D-2} \in [0, \pi]$ and $\phi \in [0, 2\pi)$. Then, a differential surface element on the unit sphere \mathcal{S} may be expressed as $d\Omega = d\phi \prod_{j=1}^{D-2} \sin^{D-1-j} \theta_j d\theta_j$, with the total area of the $(D-1)$ -dimensional surface given by

$$\begin{aligned} \Omega_D &= \int d\Omega = \int_0^{2\pi} d\phi \prod_{j=1}^{D-2} \int_0^\pi d\theta_j \sin^{D-1-j} \theta_j d\theta_j \\ &= \frac{2\pi^{D/2}}{\Gamma(D/2)}, \end{aligned} \quad (23)$$

and the differential volume element in \mathbb{R}^D given by $dV_D = r^{D-1} dr d\Omega$. In their terms, Eq. (22) may be expressed as

$$\int F(\vec{\sigma}, t) d\Omega = 1. \quad (24)$$

To obtain the corresponding Fokker-Planck equation, following [53], we first extend the velocity flow field given by Eq. (16) to the entire space \mathbb{R}^D , by defining $\vec{\sigma} = \vec{r}/r = \hat{r}$. Using this, we may write the velocity flow field from Eq. (16) as

$$\frac{d\vec{r}}{dt} = K_1 \left[\vec{\mathbb{P}} - \frac{1}{r^2} (\vec{r} \cdot \vec{\mathbb{P}}) \vec{r} \right] + 2K_2 \left[\frac{1}{r} \mathbb{M} - \frac{1}{r^3} (\vec{r} \cdot \mathbb{M} \vec{r}) \mathbf{I}_D \right] \vec{r}. \quad (25)$$

Since $\hat{r} \cdot d\vec{r}/dt = 0$, these flow fields result in surfaces of spheres with varying radius r and centered at $r = 0$ as invariant manifolds under the dynamical evolution.

We may then extend the density function $F(\vec{\sigma}, t)$, which is defined on the surface \mathcal{S} , to the entire \mathbb{R}^D space, by defining the density $\mathcal{F}(\vec{r}, t)$ as

$$\mathcal{F}(\vec{r}, t) = F(\vec{\sigma}, t) \delta(r-1). \quad (26)$$

Hence, the normalization condition (24) may be extended as

$$\int \mathcal{F}(\vec{r}, t) dV_D = 1. \quad (27)$$

To obtain the time evolution of $\mathcal{F}(\vec{r}, t)$, we start by considering a continuous and differentiable test function $h_1(\vec{\sigma}(t))$ defined on the surface \mathcal{S} and using the standard Itô-calculus [102], we obtain (see Appendix C)

$$\frac{\partial \mathcal{F}}{\partial t} = -\vec{\nabla} \cdot [\mathcal{F} \vec{v}] + \frac{T}{r^2} \nabla_{\mathcal{S}}^2 \mathcal{F}, \quad (28)$$

where the velocity field $\vec{v} = d\vec{r}/dt$ is given in Eq. (25). Using

the expression of $\vec{\nabla}$ from Eq. (C13) and integrating Eq. (28) over r from $1-\epsilon$ to $1+\epsilon$ for small ϵ simplifies Eq. (28) into the following form (see Appendix G):

$$\begin{aligned} \frac{\partial F}{\partial t} &= -K_1 \left[\vec{\nabla}_{\mathcal{S}} F - (D-1) F \vec{\sigma} \right] \cdot \vec{\mathbb{P}} - 2K_2 F \\ &\quad - 2K_2 \left[\vec{\nabla}_{\mathcal{S}} F - D F \vec{\sigma} \right] \cdot \mathbb{M} \vec{\sigma} + T \nabla_{\mathcal{S}}^2 F. \end{aligned} \quad (29)$$

The order parameters defined in Eqs. (7) and (8) take the form

$$\vec{\mathbb{P}} = \int \vec{\sigma} F(\vec{\sigma}, t) d\Omega, \quad (30)$$

$$\mathbb{M} = \int \vec{\sigma} \otimes \vec{\sigma} F(\vec{\sigma}, t) d\Omega. \quad (31)$$

Since $\vec{\sigma} \cdot \vec{\nabla}_{\mathcal{S}} F = 0$, we may rearrange Eq. (29) into the following compact form:

$$\begin{aligned} \frac{\partial F}{\partial t} &= -K_1 \left[\vec{\nabla}_{\mathcal{S}} F - (D-1) F \vec{\sigma} \right] \cdot \vec{\mathbb{P}} \\ &\quad - 2K_2 \left[\vec{\nabla}_{\mathcal{S}} F - D F \vec{\sigma} \right] \cdot \left[\mathbb{M} - \frac{1}{D} \mathbf{I} \right] \vec{\sigma} + T \nabla_{\mathcal{S}}^2 F. \end{aligned} \quad (32)$$

V. CENTER MANIFOLD ANALYSIS

The Fokker-Planck equation (32) along with Eqs. (30) and (31) provides a closed-form description of the time evolution of the system in the thermodynamic limit. Consider the incoherent stationary state, when all the oscillators are uniformly spread out on the surface of the D -dimensional unit sphere. We may express the corresponding stationary-state density in the limit $N \rightarrow \infty$ as

$$F_0(\vec{\sigma}) = \frac{1}{\Omega_D}, \text{ with } \Omega_D = \frac{2\pi^{\frac{D}{2}}}{\Gamma(\frac{D}{2})}. \quad (33)$$

Using this in Eqs. (30) and (31), we obtain

$$\vec{\mathbb{P}}_{F=F_0} = \frac{1}{S_D} \int \vec{\sigma} d\Omega = \vec{0}_D, \quad (34)$$

$$\mathbb{M}_{F=F_0} = \frac{1}{S_D} \int \vec{\sigma} \otimes \vec{\sigma} d\Omega = \frac{1}{D} \mathbf{I}_D. \quad (35)$$

where $\vec{0}_D$ is a $D \times 1$ vector with all elements zero. Using Eq. (33) along with Eqs. (34) and (35) in Eq. (32), we obtain that the uniform distribution F_0 satisfies the Fokker-Planck equation in the stationary state.

Note that the incoherent state, characterised by $\vec{\mathbb{P}} = \vec{0}_D$, is satisfied by many possible incoherent state densities. Among all these incoherent state densities, we are interested in the stability of the uniformly-incoherent state given by Eq. (33). To study this, we initiate the dynamics in a state with small perturbation around the state $F_0(\vec{\sigma})$ and study the evolution of this perturbation under the dynamics (32). For fixed K_1 , K_2 and D , if the perturbation decreases to zero with time,

then the uniformly-incoherent state $F_0(\vec{\sigma})$ is a stable solution of Eq. (32) and the system is in the incoherent phase. On the other hand, if the perturbation keeps on growing in time, then $F_0(\vec{\sigma})$ is an unstable solution of Eq. (32) and the system is in the synchronized phase.

In order to study the behavior of the aforementioned perturbation in time, we start by considering the probability density $F(\vec{\sigma}, t)$ to be of the form

$$F(\vec{\sigma}, t) = \frac{1}{\Omega_D} + \eta(\vec{\sigma}, t), \quad (36)$$

where $|\eta(\vec{\sigma}, t)| \ll 1$ denotes the perturbation around the state $F_0(\vec{\sigma}) = 1/\Omega_D$. Normalization of $F(\vec{\sigma}, t)$ given in Eq. (24) puts the following condition:

$$\int \eta(\vec{\sigma}, t) d\Omega = 0. \quad (37)$$

Using Eq. (36) in Eq. (32), we obtain the evolution equation of $\eta(\vec{\sigma}, t)$, which reads as

$$\frac{\partial \eta}{\partial t} = \mathcal{L}\eta + \mathcal{N}[\eta], \quad (38)$$

where the linear operator \mathcal{L} has the expression

$$\begin{aligned} \mathcal{L}\eta = & T \nabla_{\mathcal{S}}^2 \eta + K_1 \left(\frac{D-1}{\Omega_D} \right) \vec{\sigma} \cdot \int \vec{\sigma}' \eta(\vec{\sigma}', t) d\Omega' \\ & + 2K_2 \left(\frac{D}{\Omega_D} \right) \vec{\sigma} \cdot \left[\int \vec{\sigma}' \otimes \vec{\sigma}' \eta(\vec{\sigma}', t) d\Omega' \right] \vec{\sigma}, \end{aligned} \quad (39)$$

and the non-linear operator $\mathcal{N}[\cdot]$ has the expression

$$\begin{aligned} \mathcal{N}[\eta] = & (D-1)K_1 \eta \vec{\sigma} \cdot \int \vec{\sigma}' \eta(\vec{\sigma}', t) d\Omega' \\ & - K_1 \vec{\nabla}_{\mathcal{S}} \eta \cdot \int \vec{\sigma}' \eta(\vec{\sigma}', t) d\Omega' \\ & + 2DK_2 \eta \vec{\sigma} \cdot \left[\int \vec{\sigma}' \otimes \vec{\sigma}' \eta(\vec{\sigma}', t) d\Omega' \right] \vec{\sigma} \\ & - 2K_2 \vec{\nabla}_{\mathcal{S}} \eta \cdot \left[\int \vec{\sigma}' \otimes \vec{\sigma}' \eta(\vec{\sigma}', t) d\Omega' \right] \vec{\sigma}. \end{aligned} \quad (40)$$

Since η is a small perturbation, $\mathcal{L}\eta$ dominates over $\mathcal{N}[\eta]$. Hence, in the leading order, the dynamics of η is determined by the eigenspectrum of the operator \mathcal{L} . In passing, we define a new order parameter

$$\tilde{\mathbb{M}} \equiv \int \vec{\sigma} \otimes \vec{\sigma} \eta(\vec{\sigma}, t) d\Omega = \mathbb{M} - \frac{1}{D} \mathbf{I}_D, \quad (41)$$

where \mathbb{M} is defined in Eq. (31). From now on, we will use $\tilde{\mathbb{M}}$ instead of \mathbb{M} to characterize the corresponding transition.

To build intuition before solving the problem for general D dimensions, let us first explicitly work out the case for $D = 3$. We will then apply the insights so obtained in solving the problem for arbitrary dimensions.

A. $D = 3$ Case

For illustrative purposes, let us assume $K_2 = 0$ in this section. In $D = 3$, the probability density $\eta(\vec{\sigma}, t)$ is a function of θ_1, ϕ and t . Hence, quite generally, we may express it as

$$\eta(\theta_1, \phi, t) = \sum_{l=1}^{\infty} \sum_{m=-l}^l a_{lm}(t) Y_l^m(\theta_1, \phi), \quad (42)$$

where $Y_l^m(\theta_1, \phi)$'s are the standard spherical harmonic functions. Here, the summation over l starts from $l = 1$ instead of $l = 0$ to satisfy Eq. (37).

By definition, spherical harmonics are eigenfunctions of $\nabla_{\mathcal{S}}^2$ with the eigenvalue equation

$$\nabla_{\mathcal{S}}^2 Y_l^m(\theta_1, \phi) = -l(l+1) Y_l^m(\theta_1, \phi). \quad (43)$$

From now on, for brevity of notation, we will use Y_l^m to denote $Y_l^m(\theta_1, \phi)$. In Cartesian coordinates, any arbitrary unit vector may be written as (see Appendix B)

$$\vec{\sigma} = \begin{pmatrix} \cos \theta_1 \\ \sin \theta_1 \cos \phi \\ \sin \theta_1 \sin \phi \end{pmatrix} = \sqrt{\frac{2\pi}{3}} \begin{pmatrix} \sqrt{2} Y_0^0 \\ Y_1^{-1} - Y_1^1 \\ i Y_1^{-1} + i Y_1^1 \end{pmatrix}. \quad (44)$$

Note that the convention of naming the Cartesian axes is as given in Appendix B, which differs from the usual convention.

Using Eq. (44) along with the orthonormality properties of spherical harmonics, we may write

$$\vec{\mathbb{P}} = \int \vec{\sigma}' \eta(\vec{\sigma}', t) d\Omega' = \sqrt{\frac{2\pi}{3}} \begin{pmatrix} \sqrt{2} a_{1,0} \\ a_{1,-1} - a_{1,1} \\ -i a_{1,1} - i a_{1,-1} \end{pmatrix}, \quad (45)$$

using which we obtain

$$\frac{K_1}{2\pi} \vec{\sigma} \cdot \int \vec{\sigma}' \eta(\vec{\sigma}', t) d\Omega' = \frac{2K_1}{3} \sum_{m=-1}^1 a_{1m} Y_1^m. \quad (46)$$

Combining Eq. (46) along with Eq. (43), we obtain that Y_l^m is also an eigenfunction of the linear operator \mathcal{L} (with $K_2 = 0$) with the eigenvalue equation

$$\mathcal{L} Y_l^m = \lambda_l Y_l^m, \quad (47)$$

and with the eigenvalue

$$\lambda_l = -Tl(l+1) + \frac{2K_1}{3} \delta_{l,1}. \quad (48)$$

Note that since the eigenvalues λ_l are independent of m , each eigenvalue has a degeneracy $(2l+1)$. This is because for a fixed l , there are $(2l+1)$ number of Y_l^m 's possible.

On the basis of the above, we here conclude that in Eq. (42), η is expanded in the eigenbasis of the operator \mathcal{L} . Furthermore, since for a fixed l , the functions Y_l^m for all m have identical eigenvalue λ_l , any general linear combination $\sum_{m=-l}^l c_m Y_l^m$ will also be an eigenfunction of \mathcal{L} with

eigenvalue λ_l . Hence, for a fixed l , instead of using Y_l^m as our expansion basis for η , we may use a different basis that is simultaneously an eigenbasis of \mathcal{L} and also suitable for invoking the symmetry of the problem as discussed in Sec. III B.

Another important observation is that any Y_l^m with $l > 1$ may be expressed as a linear combination of the product of Y_1^{-1} , Y_1^0 , and Y_1^1 . For example, we have

$$\begin{aligned} Y_2^{-2} &= \sqrt{\frac{10\pi}{3}} Y_1^{-1} Y_1^{-1}, \quad Y_2^{-1} = \sqrt{\frac{20\pi}{3}} Y_1^{-1} Y_1^0, \\ Y_2^0 &= \sqrt{\frac{20\pi}{9}} \left[Y_1^{-1} Y_1^1 + Y_1^0 Y_1^0 \right], \\ Y_2^1 &= \sqrt{\frac{20\pi}{3}} Y_1^1 Y_1^0, \quad Y_2^2 = \sqrt{\frac{10\pi}{3}} Y_1^1 Y_1^1. \end{aligned} \quad (49)$$

Note that this decomposition is similar to addition of angular momentum, whereby eigenstates of total angular momentum are expressed in a product basis. Hence, the coefficients in the expansion in Eq. (49) are simply the well-known Clebsch–Gordan coefficients. More generally, any Y_l^m for general (l, m) may be written as [103]

$$Y_l^m(\theta_1, \phi) = \sqrt{\frac{(4\pi)^{n-1} (2n+1)!!}{3^n n!}} \times \{ \dots \{ \{ \vec{Y}_1 \otimes \vec{Y}_1 \}_2 \otimes \vec{Y}_1 \}_3 \dots \otimes \vec{Y}_1 \}_{lm}, \quad (50)$$

where we have $\vec{Y}_1 = (Y_1^{-1}(\theta_1, \phi), Y_1^0(\theta_1, \phi), Y_1^1(\theta_1, \phi))$. Here $\{A_{\ell_1} \otimes B_{\ell_2}\}_\ell$ denotes the irreducible spherical tensor of rank ℓ obtained by coupling two spherical tensors of ranks ℓ_1 and ℓ_2 . The projection onto angular momentum ℓ is carried out via the standard Clebsch–Gordan decomposition of the tensor product.

With this insight, let us now focus on the expansion in Eq. (42). Using Eq. (49), clearly, we may write

$$\sum_{m=-1}^1 a_{1m}(t) Y_1^m(\theta_1, \phi) = \vec{a} \cdot \vec{Y}_1, \quad (51)$$

$$\sum_{m=-2}^2 a_{2m}(t) Y_2^m(\theta_1, \phi) = \vec{Y}_1 \cdot \mathbf{b} \vec{Y}_1, \quad (52)$$

where $\vec{a} = (a_{1,-1}(t), a_{1,0}(t), a_{1,1}(t))$ and

$$\mathbf{b} = \sqrt{\frac{5\pi}{9}} \begin{pmatrix} \sqrt{6}a_{2,-2}(t) & \sqrt{3}a_{2,-1}(t) & a_{2,0}(t) \\ \sqrt{3}a_{2,-1}(t) & \sqrt{4}a_{2,0}(t) & \sqrt{3}a_{2,1}(t) \\ a_{2,0}(t) & \sqrt{3}a_{2,1}(t) & \sqrt{6}a_{2,2}(t) \end{pmatrix}. \quad (53)$$

Hence, we may rewrite Eq. (42) as

$$\eta(\theta_1, \phi, t) = \vec{a} \cdot \vec{Y}_1 + \vec{Y}_1 \cdot \mathbf{b} \vec{Y}_1 + \dots \quad (54)$$

We now express \vec{Y}_1 in terms of $\vec{\sigma}$. From Eq. (44), we have

$$\vec{\sigma} = \Xi^{-1} \vec{Y}_1, \quad \Xi^{-1} = \sqrt{\frac{2\pi}{3}} \begin{pmatrix} 0 & \sqrt{2} & 0 \\ 1 & 0 & -1 \\ i & 0 & i \end{pmatrix}, \quad (55)$$

inverting which, we may write

$$\vec{Y}_1 = \Xi \vec{\sigma}, \quad \Xi = \sqrt{\frac{3}{8\pi}} \begin{pmatrix} 0 & 1 & -i \\ \sqrt{2} & 0 & 0 \\ 0 & -1 & -i \end{pmatrix}. \quad (56)$$

Using Eq. (56) in Eq. (54), we may express η as

$$\eta(\vec{\sigma}, t) = \vec{A} \cdot \vec{\sigma} + \vec{\sigma} \cdot \mathbf{B} \vec{\sigma} + \dots, \quad (57)$$

where we have $\vec{A} = \Xi^\top \vec{a}$ and $\mathbf{B} = \Xi^\top \mathbf{b} \Xi$. Direct computation gives us $\mathbf{B}^\top = \mathbf{B}$ and $\text{Tr}[\mathbf{B}] = 0$. Representing $\vec{\sigma} = (\sigma_1, \sigma_2, \sigma_3)$, $\vec{A} = (A_1, A_2, A_3)$ and ij -th element of \mathbf{B} as B_{ij} in the Cartesian coordinates, we may rewrite Eq. (57) as

$$\eta(\vec{\sigma}, t) = \sum_{i_1=1}^3 A_{i_1} \sigma_{i_1} + \sum_{i_1=1}^3 \sum_{i_2=1}^3 B_{i_1 i_2} \sigma_{i_1} \sigma_{i_2} + \dots, \quad (58)$$

with $\sum_{i_1=1}^3 B_{i_1 i_1} = 0$. More generally, combining Eq. (50) along with Eq. (56), we may write the general expansion of $\eta(\vec{\sigma}, t)$ in the following way: If $\mathbb{T}^{(n)}$ is a symmetric traceless tensor of order n with $T_{i_1, i_2, \dots, i_n}^{(n)}$ its $i_1 i_2 \dots i_n$ -th element, then we may express η as [104, 105]

$$\eta(\vec{\sigma}, t) = \sum_{n=1}^{\infty} \sum_{i_1=1}^3 \sum_{i_2=1}^3 \dots \sum_{i_n=1}^3 T_{i_1, i_2, \dots, i_n}^{(n)} \sigma_{i_1} \sigma_{i_2} \dots \sigma_{i_n}, \quad (59)$$

where $\mathbb{T}^{(n)}$ being symmetric implies that swapping of any indices does not change it, i.e.,

$$T_{i_1, i_2, \dots, i_n}^{(n)} = T_{i_{P(1)}, i_{P(2)}, \dots, i_{P(n)}}^{(n)}, \quad (60)$$

with P being any arbitrary permutation of the indices, and traceless means contracting any two indices gives zero, i.e.,

$$\sum_{i_1=1}^3 \sum_{i_2=1}^3 \dots \sum_{i_n=1}^3 \delta_{i_p i_q} T_{i_1, i_2, \dots, i_p, \dots, i_q, \dots, i_n}^{(n)} = 0, \quad (61)$$

for arbitrary p, q . Comparing Eq. (59) with Eq. (58) we observe that $\mathbb{T}^{(1)} \equiv \vec{A}$ and $\mathbb{T}^{(2)} \equiv \mathbf{B}$. We may introduce a compact notation

$$\eta(\vec{\sigma}, t) = \sum_{n=1}^{\infty} \left(\mathbb{T}^{(n)}, \vec{\sigma}^{\otimes n} \right), \quad (62)$$

where we have

$$\left(\mathbb{T}^{(n)}, \vec{\sigma}^{\otimes n}\right) \equiv \sum_{i_1=1}^3 \sum_{i_2=1}^3 \cdots \sum_{i_n=1}^3 T_{i_1, i_2, \dots, i_n}^{(n)} \sigma_{i_1} \sigma_{i_2} \cdots \sigma_{i_n}. \quad (63)$$

B. General D -Dimensional Case

Having now an explicit understanding of the structure of $\eta(\vec{\sigma}, t)$ in $D = 3$, here we generalize our discussions to any general dimension D ; here, we will consider the general case with K_1 and K_2 both non-zero. Note that Eq. (57) as well as Eq. (62) can be generalized to D dimensions with the extension that both $\vec{\sigma} = (\sigma_1, \sigma_2, \dots, \sigma_D)$ and $\vec{A} = (A_1, A_2, \dots, A_D)$ are D -dimensional vectors, \mathbf{B} is a $D \times D$ matrix,

$$\left(\mathbb{T}^{(n)}, \vec{\sigma}^{\otimes n}\right) = \sum_{i_1=1}^D \sum_{i_2=1}^D \cdots \sum_{i_n=1}^D T_{i_1, i_2, \dots, i_n}^{(n)} \sigma_{i_1} \sigma_{i_2} \cdots \sigma_{i_n}, \quad (64)$$

and the traceless property reads as

$$\sum_{i_1=1}^D \sum_{i_2=1}^D \cdots \sum_{i_n=1}^D \delta_{i_p i_q} T_{i_1, i_2, \dots, i_p, \dots, i_q, \dots, i_n}^{(n)} = 0. \quad (65)$$

Before moving on, we have to first prove that Eq. (62) is still an useful expansion in general D dimensions. In Appendix I, we prove that $\left(\mathbb{T}^{(n)}, \vec{\sigma}^{\otimes n}\right)$ is an eigenfunction of $\nabla_{\vec{\sigma}}^2$ with the eigenvalue equation

$$\nabla_{\vec{\sigma}}^2 \left(\mathbb{T}^{(n)}, \vec{\sigma}^{\otimes n}\right) = -n(n + D - 2) \left(\mathbb{T}^{(n)}, \vec{\sigma}^{\otimes n}\right). \quad (66)$$

Moreover, in Appendix J, we derive that

$$\vec{\sigma} \cdot \int \vec{\sigma}' \left(\mathbb{T}^{(n)}, \vec{\sigma}'^{\otimes n}\right) d\Omega' = \delta_{n,1} \frac{\Omega_D}{D} \left(\mathbb{T}^{(n)}, \vec{\sigma}^{\otimes n}\right), \quad (67)$$

and in Appendix M, we derive that

$$\vec{\sigma} \cdot \left[\int \vec{\sigma}' \otimes \vec{\sigma}' \left(\mathbb{T}^{(n)}, \vec{\sigma}'^{\otimes n}\right) d\Omega' \right] \vec{\sigma} = \frac{\delta_{n,2} 2\Omega_D}{D(D+2)} \left(\mathbb{T}^{(n)}, \vec{\sigma}^{\otimes n}\right). \quad (68)$$

Putting Eqs. (66), (67), and (68) back into Eq. (39), we observe that $\left(\mathbb{T}^{(n)}, \vec{\sigma}^{\otimes n}\right)$ is an eigenfunction of \mathcal{L} with the eigenvalue equation

$$\mathcal{L} \left(\mathbb{T}^{(n)}, \vec{\sigma}^{\otimes n}\right) = \lambda_n \left(\mathbb{T}^{(n)}, \vec{\sigma}^{\otimes n}\right), \quad (69)$$

where the corresponding eigenvalues are

$$\lambda_n = -n(n + D - 2)T + \frac{(D-1)K_1}{D} \delta_{n,1} + \frac{4K_2}{(D+2)} \delta_{n,2}. \quad (70)$$

Note that putting $D = 3$ and $K_2 = 0$ in Eq. (69), we get back

Eq. (48).

In a symmetric traceless tensor $\mathbb{T}^{(n)}$ of order n , the total number of independent elements is given by

$$\dim[\mathbb{T}^{(n)}] = \binom{D+n-1}{n} - \binom{D+n-3}{n-2}. \quad (71)$$

Hence, each of the eigenvalues λ_n has degeneracy $\dim[\mathbb{T}^{(n)}]$. Clearly, eigenvalue λ_1 has degeneracy D , eigenvalue λ_2 has degeneracy $D(D+1)/2 - 1$, and so on.

In the light of the above discussion, we conclude that the expansion of $\eta(\vec{\sigma}, t)$ in Eq. (62) is done in the eigenbasis of the operator \mathcal{L} .

C. Effect of Symmetry

Let us consider arbitrary D dimensions and go back to the expansion in Eq. (62), which provides the general form of $\eta(\vec{\sigma}, t)$. Writing the first few terms, we get

$$\begin{aligned} \eta(\vec{\sigma}, t) &= \left(\mathbb{T}^{(1)}, \vec{\sigma}\right) + \left(\mathbb{T}^{(2)}, \vec{\sigma} \otimes \vec{\sigma}\right) + \cdots, \\ &= \vec{A} \cdot \vec{\sigma} + \vec{\sigma} \cdot \mathbf{B} \vec{\sigma} + \cdots, \end{aligned} \quad (72)$$

where \vec{A} and $\vec{\sigma}$ are D -dimensional vectors and \mathbf{B} is a $D \times D$ symmetric traceless matrix.

Consider all the vectors denoting the position of the oscillators being rotated by a constant rotation matrix \mathbf{R} . Hence, the position vector $\vec{\sigma}$ is transformed to $\tilde{\vec{\sigma}} \equiv \mathbf{R} \vec{\sigma}$ and the probability density $\eta(\vec{\sigma}, t)$ is transformed to $\tilde{\eta}(\tilde{\vec{\sigma}}, t)$. Since Eq. (72) provides the general form of probability density on \mathcal{S} , the probability density $\tilde{\eta}(\tilde{\vec{\sigma}}, t)$ can also be expressed as

$$\tilde{\eta}(\tilde{\vec{\sigma}}, t) = \tilde{\vec{A}} \cdot \tilde{\vec{\sigma}} + \tilde{\vec{\sigma}} \cdot \tilde{\mathbf{B}} \tilde{\vec{\sigma}} + \cdots. \quad (73)$$

Using $\tilde{\vec{\sigma}} \equiv \mathbf{R} \vec{\sigma}$ in Eq. (73), we obtain

$$\tilde{\eta}(\tilde{\vec{\sigma}}, t) = \left(\mathbf{R}^\top \tilde{\vec{A}}\right) \cdot \vec{\sigma} + \vec{\sigma} \cdot \left(\mathbf{R}^\top \tilde{\mathbf{B}} \mathbf{R}\right) \vec{\sigma} + \cdots. \quad (74)$$

From the discussion in Sec. III B, the system remains invariant under rotation by any constant \mathbf{R} . Probability conservation implies

$$\eta(\vec{\sigma}, t) = \tilde{\eta}(\tilde{\vec{\sigma}}, t) \det[\mathbf{R}], \quad (75)$$

where $\det[\mathbf{R}]$ is the determinant of the Jacobian. From the properties of the rotation matrix, we have $\det[\mathbf{R}] = 1$. Using this along with Eqs. (72) and (74) in Eq. (75) and comparing both sides, we obtain

$$\tilde{\vec{A}} = \mathbf{R} \vec{A}, \quad \tilde{\mathbf{B}} = \mathbf{R} \mathbf{B} \mathbf{R}^\top. \quad (76)$$

Hence, the rotational symmetry of the problem restricts \vec{A} and \mathbf{B} to transform following Eq. (76). Going in this way, we may say, for any general traceless symmetric tensor $\mathbb{T}^{(n)}$, it has to

transform following the rule

$$\tilde{T}_{i_1, i_2, \dots, i_n}^{(n)} = \sum_{j_1=1}^D \cdots \sum_{j_n=1}^D T_{j_1, j_2, \dots, j_n}^{(n)} R_{i_1 j_1} R_{i_2 j_2} \cdots R_{i_n j_n}, \quad (77)$$

where R_{ab} is ab -th component of \mathbf{R} and $\tilde{T}_{i_1, i_2, \dots, i_n}^{(n)}$ are the components of the rotated tensor $\tilde{\mathbb{T}}^{(n)}$. Note that, the transformation rule (77) preserves the symmetric and traceless properties of the tensor $\mathbb{T}^{(n)}$.

1. Critical Point

We now focus on the eigenvalues λ_n , given in Eq. (70). For $n \geq 3$, the eigenvalues $\lambda_n = -n(n+D-2)T$ are independent of the interaction strengths K_1, K_2 and always negative. Hence, any perturbation given by the eigenfunctions corresponding to these eigenvalues or linear combinations thereof will quickly die down in time and go to zero under evolution solely due to the linear operator in Eq. (38). On the other hand, considering the eigenvalue λ_1 , upon changing K_1 , it changes sign at $K_1 = K_1^c \equiv DT$. Similarly, upon changing K_2 , eigenvalue λ_2 changes sign at $K_2 = K_2^c \equiv D(D+2)T/2$. When $K_1 < K_1^c \equiv DT$ and $K_2 < K_2^c \equiv D(D+2)T/2$, the eigenvalues λ_1 and λ_2 are negative. Since the rest of the eigenvalues are also negative, any perturbation will go to zero in time in this regime, making the uniformly incoherent state stable in the region $K_1 < K_1^c$ and $K_2 < K_2^c$.

For $K_2 \leq K_2^c$ and $K_1 > K_1^c$, we have $\lambda_1 > 0$ and rest of the eigenvalues negative. Hence, any perturbation of the form $(\mathbb{T}^{(1)}, \vec{\sigma}) \equiv \vec{\mathbf{A}} \cdot \vec{\sigma}$, which is an eigenfunction of \mathcal{L} with eigenvalue λ_1 , will become linearly unstable. As a result, when $\lambda_1 > 0$, any perturbation in its eigenspace grows with time. Hence, in the leading order, $\eta(\vec{\sigma}, t)$ will be of the form $\vec{\mathbf{A}} \cdot \vec{\sigma}$. From the results in Appendix L, we have $\vec{\mathbb{P}} = \int \vec{\sigma} \eta(\vec{\sigma}, t) d\Omega \approx \int \vec{\sigma} (\vec{\mathbf{A}} \cdot \vec{\sigma}) d\Omega = (\Omega_D/D) \vec{\mathbf{A}}$. Since the perturbations having the form $\vec{\mathbf{A}} \cdot \vec{\sigma}$ grows in time, the quantity $\vec{\mathbf{A}}$ also grows in time, indicating $\vec{\mathbb{P}}$ becomes nonzero in this range. Hence, the order parameter $\vec{\mathbb{P}}$ shows a phase transition at

$$K_1^c = DT. \quad (78)$$

This shows that the critical point of $\vec{\mathbb{P}}$ is independent of the interaction strength K_2 as long as $K_2 \leq K_2^c$. On the other hand, the nature of the criticality depends on K_2 , which we will discuss in the next section. Note that when the perturbation grows sufficiently large, $\mathcal{N}[\eta]$ starts contributing in the dynamics of $\eta(\vec{\sigma}, t)$ in the next leading order. From the discussion in Sec. VD, this contribution is of the form $\vec{\sigma} \cdot \mathbf{B} \vec{\sigma}$. Hence, up to the second leading order, we have $\eta(\vec{\sigma}, t) \approx \vec{\mathbf{A}} \cdot \vec{\sigma} + \vec{\sigma} \cdot \mathbf{B} \vec{\sigma}$. From the results in Appendix L, we further have $\tilde{\mathbb{M}} = \int \vec{\sigma} \otimes \vec{\sigma} \eta(\vec{\sigma}, t) d\Omega = [2\Omega_D/D(D+2)] \mathbf{B}$. This indicates that order parameter $\tilde{\mathbb{M}}$ also shows a transition at $K_1 = K_1^c$.

For $K_1 \leq K_1^c$ and $K_2 > K_2^c$, we have $\lambda_2 > 0$ and

rest of the eigenvalues negative. Hence, any perturbation of the form $(\mathbb{T}^{(2)}, \vec{\sigma} \otimes \vec{\sigma}) \equiv \vec{\sigma} \cdot \mathbf{B} \vec{\sigma}$, which is an eigenfunction of \mathcal{L} with eigenvalue λ_2 , will become linearly unstable. When $\lambda_2 > 0$, any perturbation in its eigenspace grows with time. Hence, in the leading order, $\eta(\vec{\sigma}, t)$ will be of the form $\vec{\sigma} \cdot \mathbf{B} \vec{\sigma}$. From the results in Appendix L, we have $\vec{\mathbb{P}} = \int \vec{\sigma} \eta(\vec{\sigma}, t) d\Omega \approx \int \vec{\sigma} (\vec{\sigma} \cdot \mathbf{B} \vec{\sigma}) d\Omega = \vec{0}_D$ and $\tilde{\mathbb{M}} = \int \vec{\sigma} \otimes \vec{\sigma} \eta(\vec{\sigma}, t) d\Omega \approx \int \vec{\sigma} \otimes \vec{\sigma} (\vec{\sigma} \cdot \mathbf{B} \vec{\sigma}) d\Omega = \{2\Omega_D/[D(D+2)]\} \mathbf{B}$. Since the perturbations having the form $\vec{\sigma} \cdot \mathbf{B} \vec{\sigma}$ grows in time, the quantity \mathbf{B} also grows in time, indicating $\tilde{\mathbb{M}}$ becomes nonzero in this range. Hence, the order parameter $\tilde{\mathbb{M}}$ shows a phase transition at

$$K_2^c = \frac{D(D+2)T}{2}, \quad (79)$$

while the order-parameter $\vec{\mathbb{P}}$ does not show any transition. Note that the critical point of $\tilde{\mathbb{M}}$ is independent of the interaction strength K_1 as long as $K_1 \leq K_1^c$. On the other hand, the nature of the criticality depends on the dimension of the system, which we will discuss in the next section. As we will discuss in Sec. VE, to probe the transition in the order parameter $\tilde{\mathbb{M}}$, we will use the quantity $\mathbb{B} \equiv \text{Tr}[\tilde{\mathbb{M}}^2]$.

D. Transition in $\vec{\mathbb{P}}$

We now focus on obtaining the evolution equation of \mathbb{P} up to second leading order to understand the nature of the transition. We consider the parameter region $K_2 \leq K_2^c$ and $K_1 > K_1^c$ but close to the critical point. If the initial perturbation at $t = 0$ is small, then the dynamics of η at initial times will be dominated by \mathcal{L} . In this parameter region, the eigenfunctions corresponding to the eigenvalue λ_1 is linearly unstable and all other eigenfunctions are linearly stable. Hence, after some time t , the leading order contribution to $\eta(\vec{\sigma}, t)$ will come from the eigenfunctions of λ_1 , whereas contribution from the eigenfunctions corresponding to any other eigenvalue $\lambda_n, n \geq 2$ will be sub-leading. During the initial times of the dynamics, we may write

$$\eta(\vec{\sigma}, t) \approx \vec{\mathbf{A}} \cdot \vec{\sigma}, \quad (80)$$

where the components of $\vec{\mathbf{A}}$ denote the amplitude along the eigenfunctions of λ_1 . At late times, when the components of $\vec{\mathbf{A}}$ are sufficiently large, $\mathcal{N}[\eta]$ will start contributing to the dynamics of η . The eigenfunctions with the least negative eigenvalue will contribute in the next leading order. In our case, these eigenfunctions are $\vec{\sigma} \cdot \mathbf{B} \vec{\sigma}$ with the eigenvalue $\lambda_2 = -2DT$. Hence, in the next leading order, we may write

$$\eta(\vec{\sigma}, t) \approx \vec{\mathbf{A}} \cdot \vec{\sigma} + \vec{\sigma} \cdot \mathbf{B} \vec{\sigma}. \quad (81)$$

Since the contribution from $\mathcal{N}[\eta]$ originates as an effect of the leading-order contribution from the most unstable eigenmode, we may assume that \mathbf{B} is a function of $\vec{\mathbf{A}}$. Hence, to satisfy the transformation rule given in Eq. (76), the matrix \mathbf{B}

is restricted to have the following form:

$$\mathbf{B} = b_0(\vec{\mathbf{A}} \cdot \vec{\mathbf{A}})\mathbf{I}_D + b_1(\vec{\mathbf{A}} \cdot \vec{\mathbf{A}})\vec{\mathbf{A}} \otimes \vec{\mathbf{A}}, \quad (82)$$

where b_0 and b_1 are scalar functions of $|\vec{\mathbf{A}}|^2$. To preserve the traceless property $\text{Tr}[\mathbf{B}] = 0$, we must have $b_0(\vec{\mathbf{A}} \cdot \vec{\mathbf{A}}) = -D^{-1}|\vec{\mathbf{A}}|^2 b_1(\vec{\mathbf{A}} \cdot \vec{\mathbf{A}})$. Further assuming $b_1(\vec{\mathbf{A}} \cdot \vec{\mathbf{A}})$ has a Taylor expansion $b_1(\vec{\mathbf{A}} \cdot \vec{\mathbf{A}}) = b_{10} + b_{12}|\vec{\mathbf{A}}|^2 + b_{14}|\vec{\mathbf{A}}|^4 + \dots$, we obtain in the leading order that \mathbf{B} can be written as

$$\mathbf{B} = b_{10} \left[\vec{\mathbf{A}} \otimes \vec{\mathbf{A}} - \frac{|\vec{\mathbf{A}}|^2}{D} \mathbf{I}_D \right] + \dots, \quad (83)$$

where b_{10} is to be determined later. Using this in Eq. (81), we can express $\eta(\vec{\sigma}, t)$ entirely in terms of $\vec{\mathbf{A}}$. Our goal now is to obtain an evolution equation for $\vec{\mathbf{A}}$ from the evolution equation of η as given in Eq. (38).

Putting Eq. (81) back into Eqs. (39) and (40) along with the results from Appendices H and L, we obtain

$$\mathcal{L}\eta = \lambda_1 \vec{\mathbf{A}} \cdot \vec{\sigma} + \lambda_2 \vec{\sigma} \cdot \mathbf{B} \vec{\sigma}, \quad (84)$$

and

$$\begin{aligned} \mathcal{N}[\eta] &= K_1 \Omega_D (\vec{\mathbf{A}} \cdot \vec{\sigma})^2 - \frac{2\Omega_D}{D} \left[K_1 + \frac{2K_2}{(D+2)} \right] \vec{\mathbf{A}} \cdot \mathbf{B} \vec{\sigma} \\ &\quad - \frac{K_1 \Omega_D}{D} \vec{\mathbf{A}} \cdot \vec{\mathbf{A}} + \frac{4(D+1)K_2 \Omega_D}{D(D+2)} (\vec{\sigma} \cdot \mathbf{B} \vec{\sigma})^2 \\ &\quad + \frac{(D+1)\Omega_D}{D} \left[K_1 + \frac{4K_2}{(D+2)} \right] (\vec{\mathbf{A}} \cdot \vec{\sigma}) (\vec{\sigma} \cdot \mathbf{B} \vec{\sigma}) \\ &\quad - \frac{8K_2 \Omega_D}{D(D+2)} \vec{\sigma} \cdot \mathbf{B}^2 \vec{\sigma}. \end{aligned} \quad (85)$$

The eigenvalues λ_1 and λ_2 are given in Eq. (70).

Taking a derivative with respect to time on both sides of Eq. (81), we get

$$\frac{\partial \eta}{\partial t} = \frac{d\vec{\mathbf{A}}}{dt} \cdot \vec{\sigma} + \vec{\sigma} \cdot \frac{d\mathbf{B}}{dt} \vec{\sigma}. \quad (86)$$

Multiplying both sides of Eq. (86) with $\vec{\sigma}$ and integrating over \mathcal{S} and using the result from Appendix L, we obtain

$$\int \vec{\sigma} \frac{\partial \eta}{\partial t} d\Omega = \frac{\Omega_D}{D} \frac{d\vec{\mathbf{A}}}{dt}, \quad (87)$$

which, along with Eq. (38), gives

$$\frac{d\vec{\mathbf{A}}}{dt} = \frac{D}{\Omega_D} \int \vec{\sigma} \mathcal{L}\eta d\Omega + \frac{D}{\Omega_D} \int \vec{\sigma} \mathcal{N}[\eta] d\Omega. \quad (88)$$

Computing with the expressions of $\mathcal{L}\eta$ and $\mathcal{N}[\eta]$ from Eqs. (84) and (85) and using the results from Appendix L,

we obtain

$$\frac{D}{\Omega_D} \int \vec{\sigma} \mathcal{L}\eta d\Omega = \lambda_1 \vec{\mathbf{A}}, \quad (89)$$

and

$$\begin{aligned} \frac{D}{\Omega_D} \int \vec{\sigma} \mathcal{N}[\eta] d\Omega &= -\frac{2\Omega_D}{D(D+2)} \left[K_1 - \frac{2D}{(D+2)} K_2 \right] \mathbf{B} \vec{\mathbf{A}} \\ &= -\frac{2(D-1)\Omega_D}{D^2(D+2)} \left[K_1 - \frac{2D}{(D+2)} K_2 \right] b_{10} |\vec{\mathbf{A}}|^2 \vec{\mathbf{A}}, \end{aligned} \quad (90)$$

where in obtaining the last equality, we have used the leading order expression of \mathbf{B} as given in Eq. (83). Putting Eqs. (89) and (90) back into Eq. (88), we obtain

$$\frac{d\vec{\mathbf{A}}}{dt} = \lambda_1 \vec{\mathbf{A}} - \frac{2(D-1)\Omega_D}{D^2(D+2)} \left[K_1 - \frac{2D}{(D+2)} K_2 \right] b_{10} |\vec{\mathbf{A}}|^2 \vec{\mathbf{A}}. \quad (91)$$

Thus, we have obtained the evolution equation of $\vec{\mathbf{A}}$ upto the unknown constant b_{10} . We now have to compute the coefficient b_{10} . Rearranging Eq. (86) together with Eq. (38), we obtain

$$\vec{\sigma} \cdot \frac{d\mathbf{B}}{dt} \vec{\sigma} = \mathcal{L}\eta + \mathcal{N}[\eta] - \frac{d\vec{\mathbf{A}}}{dt} \cdot \vec{\sigma}. \quad (92)$$

Using Eqs. (84), (85) and (91) in Eq. (92) and keeping terms up to $\mathcal{O}(|\vec{\mathbf{A}}|^2)$, we obtain

$$\vec{\sigma} \cdot \frac{d\mathbf{B}}{dt} \vec{\sigma} = \lambda_2 \vec{\sigma} \cdot \mathbf{B} \vec{\sigma} + \Omega_D K_1 (\vec{\mathbf{A}} \cdot \vec{\sigma})^2 - \frac{\Omega_D K_1}{D} \vec{\mathbf{A}} \cdot \vec{\mathbf{A}}, \quad (93)$$

where we have used the fact that in leading order, \mathbf{B} is $\mathcal{O}(|\vec{\mathbf{A}}|^2)$, which is evident from Eq. (83). Again, using Eq. (83), we further obtain, up to leading order, that

$$\vec{\sigma} \cdot \mathbf{B} \vec{\sigma} = b_{10} \left[(\vec{\mathbf{A}} \cdot \vec{\sigma})^2 - \frac{1}{D} \vec{\mathbf{A}} \cdot \vec{\mathbf{A}} \right] + \dots \quad (94)$$

Putting this back into Eq. (93) we obtain

$$\vec{\sigma} \cdot \frac{d\mathbf{B}}{dt} \vec{\sigma} = \left[\lambda_2 b_{10} + \Omega_D K_1 \right] \left[(\vec{\mathbf{A}} \cdot \vec{\sigma})^2 - \frac{1}{D} \vec{\mathbf{A}} \cdot \vec{\mathbf{A}} \right]. \quad (95)$$

We now focus on computing the left hand side of Eq. (95) directly from Eq. (83). Taking the time derivative of Eq. (83), we obtain

$$\frac{d\mathbf{B}}{dt} = b_{10} \left[\frac{d\vec{\mathbf{A}}}{dt} \otimes \vec{\mathbf{A}} + \vec{\mathbf{A}} \otimes \frac{d\vec{\mathbf{A}}}{dt} - \frac{2}{D} \left(\vec{\mathbf{A}} \cdot \frac{d\vec{\mathbf{A}}}{dt} \right) \mathbf{I}_D \right] + \dots \quad (96)$$

Using Eq. (91) up to leading order, we obtain

$$\frac{d\mathbf{B}}{dt} = 2\lambda_1 b_{10} \left[\vec{\mathbf{A}} \otimes \vec{\mathbf{A}} - \frac{|\vec{\mathbf{A}}|^2}{D} \mathbf{I}_D \right] + \dots, \quad (97)$$

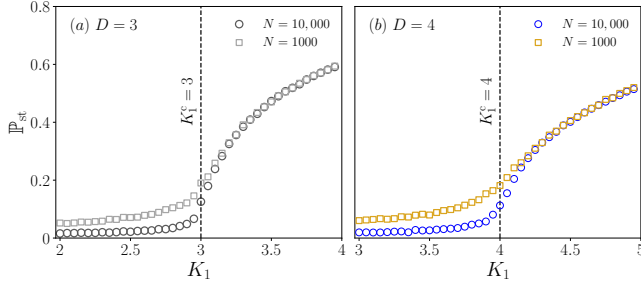


FIG. 2. The figure shows numerical-integration results for the stationary state $|\mathbb{P}|$, i.e., \mathbb{P}_{st} versus K_1 for $D = 3$ and 4 , respectively for the case with the noise strength $T = 1$ and $K_2 = 0$. The black dashed line represents the theoretical prediction of the critical points. All simulation data presented in this paper were generated by integrating the equations of motion using a combination of standard fourth-order Runge-Kutta and Euler algorithms, with integration time step equal to 0.001 .

which immediately gives

$$\vec{\sigma} \cdot \frac{d\vec{B}}{dt} \vec{\sigma} = 2\lambda_1 b_{10} \left[\left(\vec{A} \cdot \vec{\sigma} \right)^2 - \frac{1}{D} \vec{A} \cdot \vec{A} \right]. \quad (98)$$

Comparing Eqs. (95) and (98), we finally get

$$b_{10} = \frac{\Omega_D K_1}{2\lambda_1 - \lambda_2}. \quad (99)$$

We have thus completely characterized Eq. (91). Let us now convert the evolution equation of \vec{A} into the evolution equation of the order parameter $\mathbb{P} = |\vec{P}|$ as defined in Eq. (30). Putting Eq. (36) along with Eq. (81) into Eq. (30), we obtain (see Appendix L)

$$\dot{\mathbb{P}} = \int \vec{\sigma} \eta(\vec{\sigma}, t) d\Omega = \int \vec{\sigma} (\vec{A} \cdot \vec{\sigma}) d\Omega = \frac{\Omega_D}{D} \vec{A}. \quad (100)$$

Substituting this into Eq. (91) and taking the inner product with \vec{P} on both sides and noting that $\mathbb{P}^2 = \vec{P} \cdot \vec{P}$, we finally obtain that near criticality, the evolution of the order parameter \mathbb{P} satisfies, up to second order, the following equation:

$$\frac{d\mathbb{P}}{dt} = \lambda_1 \mathbb{P} - c_3 \mathbb{P}^3, \quad (101)$$

where we have

$$c_3 = \frac{D(D-1)K_1}{(D+2)} \times \left[\frac{(D+2)K_1 - 2DK_2}{(D-1)(D+2)K_1 - 2DK_2 + D(D+2)T} \right]. \quad (102)$$

Note that Eq. (101) has the usual normal form of a pitchfork bifurcation.

At criticality, we have $K_1 = K_1^c = DT$. Putting this into

the expression of c_3 , we obtain

$$c_3|_{\text{critical}} = \frac{D(D-1)K_1}{(D+2)} \left[\frac{(D+2)T - 2K_2}{D(D+2)T - 2K_2} \right]. \quad (103)$$

The parameter region we are interested in here is $K_2 \leq K_2^c = D(D+2)T/2$. From Eq. (103), it is clear that in this parameter region of our interest, the denominator of $c_3|_{\text{critical}}$ is always positive. Hence, the sign of $c_3|_{\text{critical}}$ is entirely dependent on its numerator. Explicitly, we have

$$c_3|_{\text{critical}} > 0, \quad \text{when } K_2 < (D+2)T/2, \quad (104a)$$

$$= 0, \quad \text{when } K_2 = (D+2)T/2, \quad (104b)$$

$$< 0, \quad \text{when } K_2 > (D+2)T/2. \quad (104c)$$

Hence, the order parameter \mathbb{P} shows at $K_1 = K_1^c \equiv DT$ a continuous transition for $0 \leq K_2 < (D+2)T/2$ and a discontinuous transition for $(D+2)T/2 \leq K_2 < D(D+2)T/2$. Hence, $K_2 = K_2^c \equiv (D+2)T/2$ is similar to a tricritical point, around which the system changes its nature of phase transition. The corresponding phase diagram is shown in Fig. 1.

To close, let us compare our expressions with respect to standard results. For $D = 2$, Eq. (101) reduces to

$$\frac{d\mathbb{P}}{dt} = \left[\frac{K_1}{2} - T \right] \mathbb{P} - \frac{K_1}{2} \left[\frac{K_1 - K_2}{K_1 - K_2 + 2T} \right] \mathbb{P}^3, \quad (105)$$

a result reported recently in Ref. [90], see *Application 1* (note that \mathbb{P} is identical to $R_1 = 2\pi|A|$ used therein; also, in this reference, the symbol D was used to denote the noise strength).

When $K_2 = 0$, at criticality, we have $K_1 = K_1^c = DT$. Putting this into the expression of c_3 , we obtain

$$c_3|_{\text{critical}} = \frac{D(D-1)T}{(D+2)}. \quad (106)$$

Since $c_3|_{\text{critical}} > 0$ for any general dimension $D \geq 2$, we conclude that in the presence of noise and without any quenched disorder, the transition becomes continuous in arbitrary dimensions. This is unlike the noiseless case with quenched disorder as discussed in Ref. [53], where even and odd dimensions behave differently.

In Figs. 2 and 3, we demonstrate that our theoretical predictions for both the critical points (the one for \mathbb{P} and the one for \mathbb{B}) and the nature of the associated phase transitions are consistent with simulations for both odd and even dimensions. Specifically, the $D = 3$ case is shown in Fig. 2(a), while the $D = 4$ results are shown in Fig. 2(b) and Fig. 3. Figure 2 presents simulation results in the absence of second-harmonic interaction for $D = 3$ and $D = 4$, whereas Fig. 3 illustrates the phase behavior in the presence of second-harmonic interaction for the representative case $D = 4$. Figure 3(a) shows the corresponding phase diagram, with the values of the order parameters in the different phases indicated. In panel (b), we plot the stationary-state value of the order parameter \mathbb{P}_{st} as a function of K_1 for a representative value $K_2 = 2.8$, where the system undergoes a continuous transition. In contrast, panel

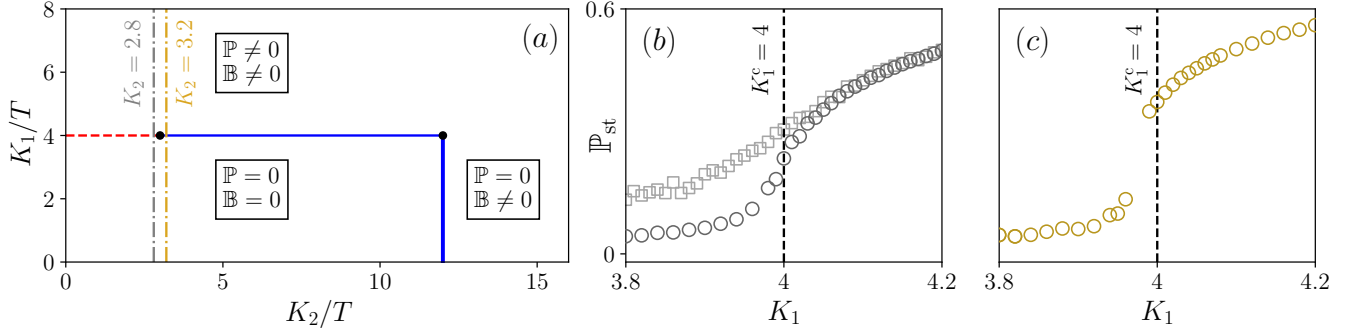


FIG. 3. Figure (a) shows the $N \rightarrow \infty$ phase diagram of the model defined in Sec. III for $D = 4$. The red dashed line marks a continuous transition, while the blue solid line indicates a discontinuous transition; at both transitions, the synchronization order parameter \mathbb{P}_{st} become nonzero simultaneously. The thick blue vertical solid line denotes a discontinuous transition in \mathbb{B}_{st} alone, across which \mathbb{P}_{st} remains zero. Panels (b) and (c) show the behavior of numerically obtained \mathbb{P}_{st} as a function of K_1 for a continuous case ($K_2 = 2.8$) and a discontinuous case ($K_2 = 3.2$), respectively. The noise strength is $T = 1.0$. The square and the circular markers correspond to $N = 10^3$ and 10^4 respectively.

(c) shows \mathbb{P}_{st} versus K_1 for $K_2 = 3.2$, illustrating a discontinuous transition. Finally, the dependence of the order parameter \mathbb{B}_{st} on K_2 at fixed K_1 for different dimensions is shown in Fig. 4.

We may also compute higher order terms in Eq. (101) by considering $\eta(\vec{\sigma}, t)$ in Eq. (81) up to third leading order as

$$\eta(\vec{\sigma}, t) \approx \vec{\mathbf{A}} \cdot \vec{\sigma} + \vec{\sigma} \cdot \mathbf{B} \vec{\sigma} + (\mathbb{T}^{(3)}, \vec{\sigma}^{\otimes 3}), \quad (107)$$

where the symmetric and traceless property, along with the symmetry condition (77) requires

$$T_{ijk}^{(3)} = h_0(\vec{\mathbf{A}} \cdot \vec{\mathbf{A}}) \times \left\{ A_i A_j A_k - \frac{A^2}{(D+2)} [\delta_{ij} A_k + \delta_{ik} A_j + \delta_{jk} A_i] \right\}, \quad (108)$$

where $h_0(\cdot)$ is a scalar function. Following the same procedure as before, we obtain the modification to Eq. (101), which reads as

$$\frac{d\mathbb{P}}{dt} = \lambda_1 \mathbb{P} - c_3 \mathbb{P}^3 - c_5 \mathbb{P}^5, \quad (109)$$

where the coefficient c_5 reads as

$$c_5 = \frac{2(D-1)\Omega_D}{D^2(D+2)^2} \left\{ \left[(D+2)K_1 - 2DK_2 \right] b_{12} + \frac{12DK_2}{(D+2)(D+4)} b_{10} h_{10} \right\}, \quad (110)$$

where we have

$$h_{10} = \frac{(D+1)\Omega_D}{D(3\lambda_1 - \lambda_3)} \left[K_1 + \frac{4}{(D+2)} K_2 \right] b_{10}, \quad (111)$$

and

$$b_{12} = \frac{1}{(4\lambda_1 - \lambda_2)} \left\{ 2c_3 b_{10} + \frac{2\Omega_D}{D(D+2)(D+4)} \times \left[4(D-2)K_2 b_{10}^2 - 3DK_1 h_{10} \right] \right\}. \quad (112)$$

The coefficients λ_1, c_3 , and b_{10} are already given in Eqs. (70), (102) and (99).

E. Transition in $\tilde{\mathbb{M}}$

In this section, the parameter region we are interested in is $K_1 \leq K_1^c$ and $K_2 > K_2^c$. In this parameter range, eigenvalue λ_2 is positive and the rest of the eigenvalues are negative. Hence, the eigenfunctions corresponding to the eigenvalue λ_2 become linearly unstable, whereas the rest of the eigenfunctions remain linearly stable. As a result, any perturbation in the eigenspace of λ_2 , which has the form $(\mathbb{T}^{(2)}, \vec{\sigma} \otimes \vec{\sigma}) \equiv \vec{\sigma} \cdot \mathbf{B} \vec{\sigma}$, will keep on growing with time in the leading order, while perturbation along any other eigenspace will go to zero. If the initial perturbation at $t = 0$ is small, then the dynamics of η at initial times will be dominated by \mathcal{L} . Hence, after some time t , the leading order contribution to $\eta(\vec{\sigma}, t)$ will come from the eigenfunctions of λ_2 , whereas contribution from the eigenfunctions corresponding to any other eigenvalue $\lambda_n, n \neq 2$ will be sub-leading. During the initial times of the dynamics, $\eta(\vec{\sigma}, t)$ can be written up to leading order as

$$\eta(\vec{\sigma}, t) \approx \vec{\sigma} \cdot \mathbf{B} \vec{\sigma}. \quad (113)$$

At late times, when the elements of \mathbf{B} are sufficiently large, $\mathcal{N}[\eta]$ will start contributing to the dynamics of η . Usually, the eigenfunctions with the least negative eigenvalue will contribute in the next leading order. In our case, these eigenfunctions are either $\vec{\mathbf{A}} \cdot \vec{\sigma}$ with the eigenvalue λ_1 or

$(\mathbb{T}^{(3)}, \vec{\sigma} \otimes \vec{\sigma} \otimes \vec{\sigma})$ with the eigenvalue and λ_3 . However, since the contribution from $\mathcal{N}[\eta]$ originates as an effect of the leading-order contribution from the most unstable eigenmode, we may assume that the tensor elements of the second leading-order term can be written in terms of the elements of the highest leading-order term, i.e., the elements of \mathbf{B} . Since $\vec{\mathbf{A}}$ is a vector and $\mathbb{T}^{(3)}$ is a rank-3 traceless symmetric tensor, its elements can never be written in terms of the elements of a rank-2 traceless symmetric tensor \mathbf{B} . The immediate next higher-order symmetric traceless tensor that can be constructed with the elements of \mathbf{B} is rank-4. Hence, in the next leading order, we may write

$$\eta(\vec{\sigma}, t) \approx \vec{\sigma} \cdot \mathbf{B} \vec{\sigma} + (\mathbb{T}^{(4)}, \vec{\sigma}^{\otimes 4}), \quad (114)$$

where $\mathbb{T}^{(4)}$ is a traceless symmetric rank-4 tensor. The most general $\mathbb{T}^{(4)}$ one can construct is [106]

$$\begin{aligned} T_{ijkl}^{(4)} = & b_4 \left(\text{Tr}[\mathbf{B}^2], \text{Tr}[\mathbf{B}^3], \dots, \text{Tr}[\mathbf{B}^D] \right) \left[\left(B_{ij} B_{kl} \right. \right. \\ & + B_{ik} B_{jl} + B_{il} B_{jk} \Big) - \frac{2}{(D+4)} \left[\delta_{ij} [\mathbf{B}^2]_{kl} + \delta_{ik} [\mathbf{B}^2]_{jl} \right. \\ & + \delta_{il} [\mathbf{B}^2]_{jk} + \delta_{jk} [\mathbf{B}^2]_{il} + \delta_{jl} [\mathbf{B}^2]_{ik} + \delta_{kl} [\mathbf{B}^2]_{ij} \Big] \\ & \left. \left. + \frac{2 \text{Tr}[\mathbf{B}^2]}{(D+2)(D+4)} \left(\delta_{ij} \delta_{kl} + \delta_{ik} \delta_{jl} + \delta_{il} \delta_{jk} \right) \right] \right], \quad (115) \end{aligned}$$

where $T_{ijkl}^{(4)}$ denotes the $ijkl$ -th element of $\mathbb{T}^{(4)}$. In Appendix N, we proved that the expression of the elements of $\mathbb{T}^{(4)}$ given in Eq. (115) is traceless and symmetric. Using this expression, we may express $(\mathbb{T}^{(4)}, \vec{\sigma}^{\otimes 4})$ in a compact form as

$$\begin{aligned} (\mathbb{T}^{(4)}, \vec{\sigma}^{\otimes 4}) = & b_4 \left(\text{Tr}[\mathbf{B}^2], \dots, \text{Tr}[\mathbf{B}^D] \right) \left[3(\vec{\sigma} \cdot \mathbf{B} \vec{\sigma})^2 \right. \\ & \left. - \frac{12}{(D+4)} (\vec{\sigma} \cdot \mathbf{B}^2 \vec{\sigma}) + \frac{6}{(D+2)(D+4)} \text{Tr}[\mathbf{B}^2] \right]. \quad (116) \end{aligned}$$

Performing a Taylor series expansion of the function b_4 as

$$b_4 \left(\text{Tr}[\mathbf{B}^2], \dots, \text{Tr}[\mathbf{B}^D] \right) = b_{40} + \sum_{m=2}^D b_{4,m} \text{Tr}[\mathbf{B}^m] + \dots, \quad (117)$$

using which, in the leading order, we may write

$$\begin{aligned} (\mathbb{T}^{(4)}, \vec{\sigma}^{\otimes 4}) \approx & 3b_{40} \left[(\vec{\sigma} \cdot \mathbf{B} \vec{\sigma})^2 - \frac{4}{(D+4)} (\vec{\sigma} \cdot \mathbf{B}^2 \vec{\sigma}) \right. \\ & \left. + \frac{2 \text{Tr}[\mathbf{B}^2]}{(D+2)(D+4)} \right]. \quad (118) \end{aligned}$$

Putting Eq. (114) back into Eqs. (39) and (40) along with the results from Appendices H, L, and O, we obtain

$$\mathcal{L}\eta = \lambda_2 \vec{\sigma} \cdot \mathbf{B} \vec{\sigma} + \lambda_4 (\mathbb{T}^{(4)}, \vec{\sigma}^{\otimes 4}), \quad (119)$$

and

$$\begin{aligned} \mathcal{N}[\eta] = & \frac{4\Omega_D K_2}{D} \left[(\vec{\sigma} \cdot \mathbf{B} \vec{\sigma})^2 - \frac{2}{(D+2)} (\vec{\sigma} \cdot \mathbf{B}^2 \vec{\sigma}) \right] \\ & + \frac{12\Omega_D K_2}{D(D+2)(D+4)} b_{40} \left[(D+4)^2 (\vec{\sigma} \cdot \mathbf{B} \vec{\sigma})^3 \right. \\ & + 8(\vec{\sigma} \cdot \mathbf{B}^3 \vec{\sigma}) - 8(D+3) (\vec{\sigma} \cdot \mathbf{B} \vec{\sigma}) (\vec{\sigma} \cdot \mathbf{B}^2 \vec{\sigma}) \\ & \left. + \frac{2D \text{Tr}[\mathbf{B}^2]}{(D+2)} (\vec{\sigma} \cdot \mathbf{B} \vec{\sigma}) \right]. \quad (120) \end{aligned}$$

Taking a derivative with respect to time on both sides Eq. (114), we get

$$\frac{\partial \eta}{\partial t} = \vec{\sigma} \cdot \frac{d\mathbf{B}}{dt} \vec{\sigma} + \left(\frac{d\mathbb{T}^{(4)}}{dt}, \vec{\sigma}^{\otimes 4} \right). \quad (121)$$

Multiplying both sides of Eq. (121) with $\vec{\sigma} \otimes \vec{\sigma}$ and integrating over \mathcal{S} and using the result from Appendix L, we obtain

$$\int \vec{\sigma} \otimes \vec{\sigma} \frac{\partial \eta}{\partial t} d\Omega = \frac{2\Omega_D}{D(D+2)} \frac{d\mathbf{B}}{dt}, \quad (122)$$

which, along with Eq. (38), gives

$$\begin{aligned} \frac{d\mathbf{B}}{dt} = & \frac{D(D+2)}{2\Omega_D} \int \vec{\sigma} \otimes \vec{\sigma} \mathcal{L}\eta d\Omega \\ & + \frac{D(D+2)}{2\Omega_D} \int \vec{\sigma} \otimes \vec{\sigma} \mathcal{N}[\eta] d\Omega. \quad (123) \end{aligned}$$

Computing with the expressions of $\mathcal{L}\eta$ and $\mathcal{N}[\eta]$ from Eqs. (119) and (120) and using the results from Appendix L, we obtain from the linear part that

$$\frac{D(D+2)}{2\Omega_D} \int \vec{\sigma} \otimes \vec{\sigma} \mathcal{L}\eta d\Omega = \lambda_2 \mathbf{B}. \quad (124)$$

The integral of the non-linear part gives

$$\begin{aligned} & \frac{D(D+2)}{2\Omega_D} \int \vec{\sigma} \otimes \vec{\sigma} \mathcal{N}[\eta] d\Omega \\ = & \frac{8\Omega_D K_2}{(D+2)(D+4)} \left[\mathbf{B}^2 - \frac{\text{Tr}[\mathbf{B}^2]}{D} \mathbf{I}_D \right] \\ & + \alpha b_{40} \left[2\text{Tr}[\mathbf{B}^3] \mathbf{I}_D - \alpha_1 \text{Tr}[\mathbf{B}^2] \mathbf{B} - 2D\mathbf{B}^3 \right], \quad (125) \end{aligned}$$

where we have $\alpha_1 = (D^2 + 6D + 12)/(D+2)$ and $\alpha = 96\Omega_D K_2/[D(D+2)(D+4)^2(D+6)]$. Renaming

$$\beta \equiv \frac{8\Omega_D K_2}{(D+2)(D+4)}, \quad (126)$$

and combining Eqs. (123), (124) and (125), we obtain

$$\begin{aligned} \frac{d\mathbf{B}}{dt} = & \lambda_2 \mathbf{B} + \beta \left[\mathbf{B}^2 - \frac{\text{Tr}[\mathbf{B}^2]}{D} \mathbf{I}_D \right] \\ & + \alpha b_{40} \left[2\text{Tr}[\mathbf{B}^3] \mathbf{I}_D - \alpha_1 \text{Tr}[\mathbf{B}^2] \mathbf{B} - 2D\mathbf{B}^3 \right]. \end{aligned} \quad (127)$$

We now have to compute the coefficient b_{40} . Rearranging Eq. (121) together with Eq. (38), we obtain

$$\left(\frac{d\mathbb{T}^{(4)}}{dt}, \vec{\sigma}^{\otimes 4} \right) = \mathcal{L}\eta + \mathcal{N}[\eta] - \vec{\sigma} \cdot \frac{d\mathbf{B}}{dt} \vec{\sigma}. \quad (128)$$

Using Eqs. (119), (120) and (127) and keeping terms up to $\mathcal{O}(\mathbf{B}^2)$, we obtain

$$\begin{aligned} \left(\frac{d\mathbb{T}^{(4)}}{dt}, \vec{\sigma}^{\otimes 4} \right) = & \lambda_4 \left(\mathbb{T}^{(4)}, \vec{\sigma}^{\otimes 4} \right) \\ & + \frac{4\Omega_D K_2}{D} \left[\left(\vec{\sigma} \cdot \mathbf{B} \vec{\sigma} \right)^2 - \frac{2}{(D+2)} \left(\vec{\sigma} \cdot \mathbf{B}^2 \vec{\sigma} \right) \right]. \end{aligned} \quad (129)$$

We now focus on computing the left hand side of Eq. (129) directly from Eq. (118). Taking the time derivative of Eq. (118) and using Eq. (127) up to leading order, we obtain

$$\left(\frac{d\mathbb{T}^{(4)}}{dt}, \vec{\sigma}^{\otimes 4} \right) = 2\lambda_2 \left(\mathbb{T}^{(4)}, \vec{\sigma}^{\otimes 4} \right). \quad (130)$$

Comparing Eqs. (129) and (130), we obtain

$$\begin{aligned} \left(\mathbb{T}^{(4)}, \vec{\sigma}^{\otimes 4} \right) = & \frac{4\Omega_D K_2}{D(2\lambda_2 - \lambda_4)} \left[\left(\vec{\sigma} \cdot \mathbf{B} \vec{\sigma} \right)^2 - \frac{2}{(D+2)} \left(\vec{\sigma} \cdot \mathbf{B}^2 \vec{\sigma} \right) \right]. \end{aligned} \quad (131)$$

In the standard language of the irreducible representation of a rank-4 symmetric tensor, the left hand side of Eq. (131) contains only spin-4 terms. The right hand side of Eq. (131) contains spin-4 and spin-2 terms [106]. Since each of these irreducible subspaces is orthogonal to the others, we should only compare the spin-4 part of the right hand side of Eq. (131) with the left hand side. To extract the spin-4 part of the right hand side, we apply a projection operator \mathcal{P}_4 , which projects onto the spin-4 subspace. We can construct this operator as

$$\mathcal{P}_4 \equiv \frac{1}{8(D+2)(D+4)} \nabla_{\mathcal{J}}^2 \left[\nabla_{\mathcal{J}}^2 + 2D \right]. \quad (132)$$

Before applying \mathcal{P}_4 on both sides of Eq. (131), let us first rewrite its right hand side in a suitable form. Using Eq. (118),

we may write

$$\begin{aligned} \left[\left(\vec{\sigma} \cdot \mathbf{B} \vec{\sigma} \right)^2 - \frac{2}{(D+2)} \left(\vec{\sigma} \cdot \mathbf{B}^2 \vec{\sigma} \right) \right] = & \frac{1}{3b_{40}} \left(\mathbb{T}^{(4)}, \vec{\sigma}^{\otimes 4} \right) \\ & + \frac{2D}{(D+2)(D+4)} \left[\left(\vec{\sigma} \cdot \mathbf{B}^2 \vec{\sigma} \right) - \frac{1}{D} \text{Tr}[\mathbf{B}^2] \right]. \end{aligned} \quad (133)$$

Putting it back into Eq. (131) and rearranging, we may write

$$\begin{aligned} \left[1 - \frac{4\Omega_D K_2}{3D(2\lambda_2 - \lambda_4)} \frac{1}{b_{40}} \right] \left(\mathbb{T}^{(4)}, \vec{\sigma}^{\otimes 4} \right) = & \frac{8\Omega_D K_2}{(D+2)(D+4)(2\lambda_2 - \lambda_4)} \left[\left(\vec{\sigma} \cdot \mathbf{B}^2 \vec{\sigma} \right) - \frac{1}{D} \text{Tr}[\mathbf{B}^2] \right]. \end{aligned} \quad (134)$$

In Appendix P, we show that

$$\mathcal{P}_4 \left[\left(\vec{\sigma} \cdot \mathbf{B}^2 \vec{\sigma} \right) - \frac{1}{D} \text{Tr}[\mathbf{B}^2] \right] = 0, \quad (135)$$

$$\mathcal{P}_4 \left(\mathbb{T}^{(4)}, \vec{\sigma}^{\otimes 4} \right) = \left(\mathbb{T}^{(4)}, \vec{\sigma}^{\otimes 4} \right). \quad (136)$$

Hence, applying \mathcal{P}_4 on both sides of Eq. (134), we immediately obtain

$$b_{40} = \frac{4\Omega_D K_2}{3D(2\lambda_2 - \lambda_4)}. \quad (137)$$

Putting this back into Eq. (127), we have obtained the evolution equation of the matrix \mathbf{B} .

Let us now convert the evolution equation of \mathbf{B} into the evolution equation of the order parameter $\tilde{\mathbb{M}}$ as defined in Eq. (41). Putting Eq. (114) into Eq. (41), we obtain (see Appendix L)

$$\begin{aligned} \tilde{\mathbb{M}} = & \int \vec{\sigma} \otimes \vec{\sigma} \eta(\vec{\sigma}, t) d\Omega = \int \vec{\sigma} \otimes \vec{\sigma} \left(\vec{\sigma} \cdot \mathbf{B} \vec{\sigma} \right) d\Omega \\ = & \frac{2\Omega_D}{D(D+2)} \mathbf{B}. \end{aligned} \quad (138)$$

Using this in Eq. (127), we obtain the evolution equation of the $\tilde{\mathbb{M}}$, which reads as

$$\begin{aligned} \frac{d\tilde{\mathbb{M}}}{dt} = & \lambda_2 \tilde{\mathbb{M}} + \bar{\beta} \left[\tilde{\mathbb{M}}^2 - \frac{\text{Tr}[\tilde{\mathbb{M}}^2]}{D} \mathbf{I}_D \right] \\ & + \bar{\alpha} b_{40} \left[2\text{Tr}[\tilde{\mathbb{M}}^3] \mathbf{I}_D - \alpha_1 \text{Tr}[\tilde{\mathbb{M}}^2] \tilde{\mathbb{M}} - 2D\tilde{\mathbb{M}}^3 \right], \end{aligned} \quad (139)$$

where $\bar{\beta} = \beta D(D+2)/(2\Omega_D)$ and $\bar{\alpha} = \alpha[D(D+2)/(2\Omega_D)]^2$. When $\lambda_2 < 0$, the order parameter $\tilde{\mathbb{M}}$ becomes \mathbb{O}_D , a matrix with all elements equal to zero at long times. On the other hand, when $\lambda_2 > 0$, the order parameter $\tilde{\mathbb{M}}$ starts having non-zero matrix elements at long times. Since $\tilde{\mathbb{M}}$ is always a traceless matrix, $\text{Tr}[\tilde{\mathbb{M}}]$ cannot capture this effect.

The simplest scalar that captures this transition is

$$\mathbb{B} \equiv \text{Tr}[\tilde{\mathbb{M}}^2]. \quad (140)$$

Multiplying both sides of Eq. (127) with $2\tilde{\mathbb{M}}$ and taking trace, we obtain the evolution equation of \mathbb{B} , which reads

$$\frac{d\mathbb{B}}{dt} = 2\lambda_2\mathbb{B} + 2\bar{\beta}\text{Tr}[\tilde{\mathbb{M}}^3] - 2\bar{\alpha}b_{40}\left[\alpha_1\mathbb{B}^2 + 2D\text{Tr}[\tilde{\mathbb{M}}^4]\right], \quad (141)$$

where we have used that $\tilde{\mathbb{M}}$ is traceless.

1. $D = 2$ Case

For $D = 2$, the most general traceless symmetric matrix has the form

$$\tilde{\mathbb{M}}|_{D=2} = \begin{bmatrix} a & b \\ b & -a \end{bmatrix}. \quad (142)$$

This immediately gives the eigenvalues of the matrix $\tilde{\mathbb{M}}$ as $\pm\sqrt{a^2 + b^2}$. Hence, for $D = 2$, we have $\text{Tr}[\tilde{\mathbb{M}}^{2m+1}] = 0$ and $\text{Tr}[\tilde{\mathbb{M}}^{2m}] = (\text{Tr}[\tilde{\mathbb{M}}^2])^m / 2^{m-1}$. Thus, for $D = 2$, we have from their definitions, $\Omega_D = 2\pi$, $\bar{\alpha} = K_2/(3\pi)$, $\alpha_1 = 7$, $b_{40} = 3\pi K_2/[3(K_2 + 4T)]$, which reduces Eq. (141) to

$$\frac{d\mathbb{B}}{dt} = 2\lambda_2\mathbb{B} - \frac{4K_2^2}{(K_2 + 4T)}\mathbb{B}^2. \quad (143)$$

Since the coefficient of \mathbb{B}^2 is positive, the order parameter \mathbb{B} shows a continuous transition. Note that, unlike the transition in $\tilde{\mathbb{P}}$, where the nature of the transition depends on the interaction strength K_2 , here the nature of the transition is independent of the interaction strength K_1 . The leading non-linear exponent in the reduced equation (143) is 2, which turns out to be a special property of two dimensions. Indeed, we will show in the next section that for any other dimension $D > 2$, this exponent is $3/2$ (see Eq. (147)).

Simulation results for the stationary-state value of the order parameters \mathbb{P}_{st} and \mathbb{B}_{st} as a function of the second-harmonic coupling K_2 is shown in Fig. 4(a) for $D = 2$ with fixed values $K_1 = 1.0 = T$ and system size $N = 10^4$. Clearly, \mathbb{P}_{st} does not show a transition, whereas \mathbb{B}_{st} shows a continuous transition as predicted by our theory. A representative configuration in the symmetry-broken phase at $K_2 = 6.0$ is shown in Fig. 4(d), where the oscillators spontaneously organize into two macroscopic clusters.

2. $D > 2$ Case

For general D , the condition $\text{Tr}[\tilde{\mathbb{M}}] = 0$ does not automatically guarantee $\text{Tr}[\tilde{\mathbb{M}}^{2m+1}] = 0$. Hence, the second leading order term in Eq. (141) is $\text{Tr}[\tilde{\mathbb{M}}^3]$. Note that Eq. (141) is still not closed in \mathbb{B} since it contains terms $\text{Tr}[\tilde{\mathbb{M}}^3]$ and $\text{Tr}[\tilde{\mathbb{M}}^4]$.

To obtain a closed evolution equation of \mathbb{B} from Eq. (141), we need to use the symmetry of the problem. Since our system as given in Eq. (16) does not have any preferential direction, the correlation between different axes should be identical for all possible pairs of axes. Hence, in the symmetry-adapted basis, the matrix $\tilde{\mathbb{M}}$ should have the following form

$$\tilde{\mathbb{M}} = \begin{bmatrix} 0 & b & b & \cdots & b \\ b & 0 & b & \cdots & b \\ b & b & 0 & \cdots & b \\ \vdots & \vdots & \vdots & \ddots & \vdots \\ b & b & b & \cdots & 0 \end{bmatrix}. \quad (144)$$

This matrix has one non-degenerate eigenvalue $(D-1)b$ and $(D-1)$ -fold degenerate eigenvalue $-b$. Hence, we can immediately write $\text{Tr}[\tilde{\mathbb{M}}^2] = D(D-1)b^2$. Similarly, we can write for any m that $\text{Tr}[\tilde{\mathbb{M}}^{2m}] = (D-1)\left[(D-1)^{2m-1} + 1\right]b^{2m}$ and $\text{Tr}[\tilde{\mathbb{M}}^{2m+1}] = (D-1)\left[(D-1)^{2m} - 1\right]b^{2m+1}$. Using these, we may write

$$\text{Tr}[\tilde{\mathbb{M}}^3] = \frac{(D-2)}{\sqrt{D(D-1)}}\mathbb{B}^{3/2} \quad (145)$$

and

$$\text{Tr}[\tilde{\mathbb{M}}^4] = \frac{1}{D} \left(\frac{D^2 - 3D + 3}{D-1} \right) \mathbb{B}^2. \quad (146)$$

Up to second leading order, Eq. (141) reads as

$$\frac{d\mathbb{B}}{dt} = 2\lambda_2\mathbb{B} + \frac{2(D-2)\bar{\beta}}{\sqrt{D(D-1)}}\mathbb{B}^{3/2}. \quad (147)$$

Since $\bar{\beta} > 0$, the order parameter \mathbb{B} shows a discontinuous transition for any $D \geq 3$. In contrast to the case $D = 2$, we see that the leading non-linear exponent in the reduced equation (147) is $3/2$.

Simulation results for the stationary-state order parameters \mathbb{P}_{st} and \mathbb{B}_{st} as functions of the second-harmonic coupling K_2 are shown in Fig. 4(b) for $D = 3$ and Fig. 4(c) for $D = 4$, for fixed $K_1 = 1.0 = T$ and system size $N = 10^4$. While \mathbb{P}_{st} does not show a transition as predicted, \mathbb{B}_{st} exhibits a sharp discontinuous jump, in agreement with our theoretical prediction. A representative configuration in the symmetry-broken phase for $D = 3$ at $K_2 = 11.0$ is shown in Fig. 4(e), where the system clearly splits into two macroscopic clusters, resulting in nonzero correlation based order parameter $\tilde{\mathbb{M}}$ and correspondingly \mathbb{B} .

An interesting feature of Figs. 4(b) and (c) is that the jump in \mathbb{B}_{st} does not occur precisely at the point where the uniformly incoherent state loses linear stability. To elucidate this behavior, we examine the time evolution of $\mathbb{B}(t)$ near the critical coupling $K_2 = K_2^c$. Each of the figures 4(f) and (g) shows $\mathbb{B}(t)$ for fifteen independent noise realizations, for three system sizes $N = 2 \times 10^3, 5 \times 10^3, 10^4$, at two representative values: $K_2 = 11.0 < K_2^c$ (panel (f)) and $K_2 = 13.0 > K_2^c$

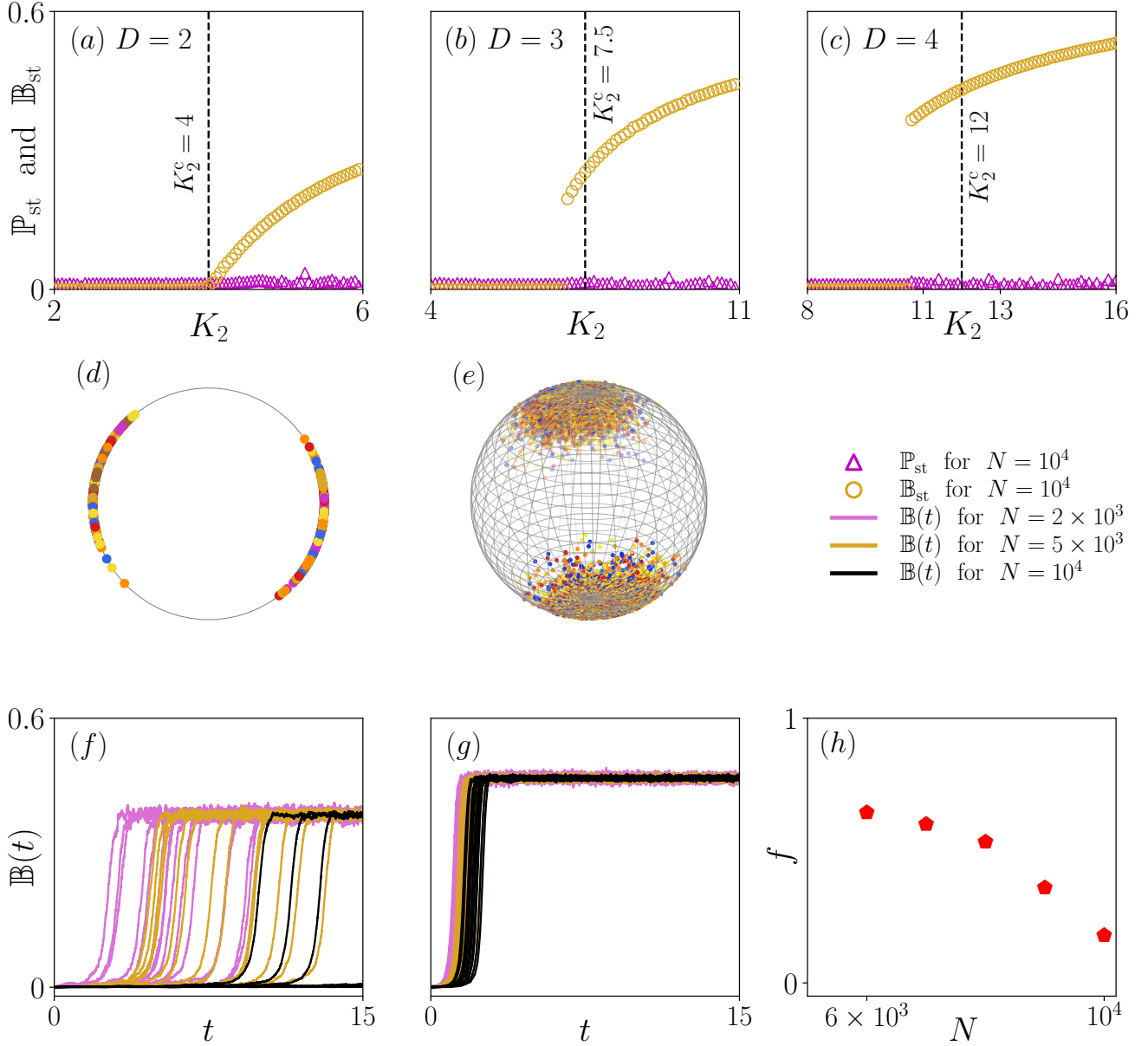


FIG. 4. Stationary value of the order parameters \mathbb{P}_{st} (triangular symbols) and \mathbb{B}_{st} (circular symbols) are shown as functions of the second-harmonic coupling K_2 for fixed $K_1 = 1.0 = T$ and system size $N = 10^4$. Results are displayed for (a) $D = 2$, (b) $D = 3$, and (c) $D = 4$. Panels (d) and (e) show typical late-time configurations of the oscillators for $D = 2$ at $K_2 = 6.0$ and for $D = 3$ at $K_2 = 11.0$, respectively. For $D = 4$, panels (f) and (g) display the time evolution of $\mathbb{B}(t)$ for fifteen independent noise realizations at $K_2 = 11.0$ ($< 12.0 = K_2^c$) and $K_2 = 13.0$ ($> 12.0 = K_2^c$), respectively. Panel (h) shows as a function of the system size N at fixed $K_2 = 11.0$ the fraction of realizations (out of a total of forty-five noise realizations) in which the order parameter \mathbb{B} jumps from zero to a nonzero value within an observation time $t = 15$.

(panel (g)).

For $K_2 > K_2^c$, the uniformly incoherent state is linearly unstable, and in all realizations the system rapidly evolves toward a symmetry-broken double clustered state, as seen in Fig. 4(g). In contrast, for $K_2 < K_2^c$, the uniformly incoherent state is linearly stable, so trajectories initiated close to it should remain trapped there. However, Fig. 4(f) shows at long times a relaxation to symmetry-broken clustered state. This is

due to the fact that the simulations are done with finite number of oscillators, and the associated finite-size fluctuations induce transitions out of the metastable incoherent state with small but finite probability [90]. Consistently, increasing N suppresses these finite-size fluctuations, leading to longer residence times near the uniformly-incoherent state. We found that the fraction f of realizations relaxing to the clustered state within a fixed time decreases with N (see Fig. 4(h)). In

the thermodynamic limit $N \rightarrow \infty$, these fluctuation-induced escapes are suppressed, and the uniformly incoherent state remains stable for all $K_2 < K_2^c$, fully consistent with our linear-stability analysis.

VI. CONCLUSION

We have studied the effect of higher-harmonic interactions and annealed disorder in a generalized D -dimensional Kuramoto model. The collective dynamics of the system is characterized by two distinct macroscopic descriptors: (1) The conventional synchronization order parameter characterizing how the position vectors of the different oscillators are spread out in space, and is thus a measure of global order in the system. (2) A correlation matrix capturing how different components of an oscillator's position vector correlate when averaged over the ensemble. Our central finding is that these two measures of collective order need not behave identically and, in fact, display qualitatively different critical behaviors depending on the dimensionality of the system.

Remarkably, the macroscopic state of the system cannot be fully characterized by the magnitude of the synchronization order parameter alone. The uniformly incoherent state can lose stability in two qualitatively distinct ways: either through the emergence of global synchronization, signaled by both order parameters becoming nonzero, or through the formation of multiple clusters that break rotational symmetry without generating any global order. The latter transition is captured by the correlation matrix becoming nonzero, while the global synchronization order parameter remains strictly zero. While the nature of the first kind of transition is determined by the strength of the higher harmonic interaction, the nature of the second kind of transition is determined entirely by the dimensionality of the system. In particular, the transition of the correlation matrix is continuous for $D = 2$ and becomes discontinuous for any $D > 2$ with distinct dynamical exponents.

On the analytical side, we put forward a non-trivial generalization of the standard centre-manifold reduction used for the two-dimensional Kuramoto model to arbitrary dimensions. This extension allows us to go beyond linear stability and derive closed evolution equations for the macroscopic order parameters, providing direct access to the nonlinear dynamics near the transition. Importantly, the method is not restricted to the specific model studied here, and its principles can be applied to a broad class of mean-field higher-dimensional models, opening the door to systematic analytical studies of nonlinear synchronization phenomena in high dimensions.

Our results show that higher-harmonic interactions fundamentally enrich the phase structure of generalized Kuramoto models by allowing for transitions that are invisible to standard order parameters but are captured by correlation-based measures. Several natural extensions of this work remain open. An immediate direction is to study the robustness of these phenomena in the presence of quenched disorder, where fluctuations are expected to play a more prominent role. It would also be of interest to investigate network-based coupling, where heterogeneity in interaction topology may further

differentiate the roles of synchronization and inter-axis correlations. Another interesting direction would be to understand how the nature and location of the transition can be manipulated through dynamical interventions applied either to the entire system [107, 108] or to a subset of its degrees of freedom [109, 110], without tuning the interaction strengths or introducing additional couplings, and how the effectiveness of such interventions depends on the system dimension. Finally, understanding finite-size effects near the observed transitions will be essential for connecting our results to realistic systems and for developing a comprehensive theory of collective behavior in high-dimensional oscillator models.

VII. ACKNOWLEDGEMENTS

RM acknowledges useful discussions with Souparna Nath. We acknowledge generous allocation of computational resources of the Department of Theoretical Physics, TIFR, assistance of Kapil Ghadiali and Ajay Salve, and the financial support of the Department of Atomic Energy, Government of India under Project Identification No. RTI 4002.

Appendix A: Derivation of Eq. (20)

The lm -th element $[\tilde{\mathbf{N}}_j(t)]_{lm}$ of the rotated noise matrix $\tilde{\mathbf{N}}_j(t)$ is related to the elements of the original noise matrix $\mathbf{N}_j(t)$ as

$$[\tilde{\mathbf{N}}_j(t)]_{lm} = \sum_n \sum_p R_{ln} [\mathbf{N}_j(t)]_{np} R_{pm}^\top, \quad (\text{A1})$$

where R_{ln} is the ln -th element of \mathbf{R} , $[\mathbf{N}_j(t)]_{np} = \text{sgn}(n - p) \eta_{np}^{(j)}(t)$ is the np -th element of $\mathbf{N}_j(t)$ and R_{pm}^\top is the pm -th element of \mathbf{R}^\top . Here, $\text{sgn}(x)$ is the standard sign function, or, the signum function. Since \mathbf{R} is a constant matrix, we obtain

$$\langle [\tilde{\mathbf{N}}_j(t)]_{lm} \rangle = \sum_n \sum_p R_{ln} \langle [\mathbf{N}_j(t)]_{np} \rangle R_{pm}^\top = 0, \quad (\text{A2})$$

since $\langle [\mathbf{N}_j(t)]_{np} \rangle = \text{sgn}(n - p) \langle \eta_{np}^{(j)}(t) \rangle = 0$. Hence we have

$$\langle \tilde{\mathbf{N}}_j(t) \rangle = \mathbb{O}_D. \quad (\text{A3})$$

Similarly, the lm -th element of $\tilde{\mathbf{N}}_i(t) \tilde{\mathbf{N}}_j(t') = \mathbf{R} \mathbf{N}_i(t) \mathbf{R}^\top \mathbf{R} \mathbf{N}_j(t') \mathbf{R}^\top = \mathbf{R} \mathbf{N}_i(t) \mathbf{N}_j(t') \mathbf{R}^\top$ is

$$[\tilde{\mathbf{N}}_i(t) \tilde{\mathbf{N}}_j(t')]_{lm} = \sum_n \sum_p R_{ln} [\mathbf{N}_i(t) \mathbf{N}_j(t')]_{np} R_{pm}^\top, \quad (\text{A4})$$

which, upon averaging over the noise, gives

$$\langle [\tilde{\mathbf{N}}_i(t) \tilde{\mathbf{N}}_j(t')]_{lm} \rangle = \sum_n \sum_p R_{ln} \langle [\mathbf{N}_i(t) \mathbf{N}_j(t')]_{np} \rangle R_{pm}^\top. \quad (\text{A5})$$

Since for any matrix \mathbf{B} , we may write $\langle [\mathbf{B}]_{ab} \rangle = [\langle \mathbf{B} \rangle]_{ab}$, i.e., the average of the ab -th element is equal to the ab -th element of the average matrix, we may rewrite the noise terms in Eq. (A5) as

$$\begin{aligned} \langle [\mathbf{N}_i(t)\mathbf{N}_j(t')]_{np} \rangle &= \langle [\mathbf{N}_i(t)\mathbf{N}_j(t')] \rangle_{np} \\ &= -(D-1)\delta_{ij}\delta(t-t')[\mathbf{I}_D]_{np} \\ &= -(D-1)\delta_{ij}\delta(t-t')\delta_{np}, \quad (\text{A6}) \end{aligned}$$

where in obtaining the last equality, we have used the properties of the noise matrix from Eq. (15). Putting Eq. (A6) back into Eq. (A5), we obtain

$$\begin{aligned} \langle [\tilde{\mathbf{N}}_i(t)\tilde{\mathbf{N}}_j(t')]_{lm} \rangle &= -(D-1)\delta_{ij}\delta(t-t') \sum_n R_{ln}R_{nm}^\top \\ &= -(D-1)\delta_{ij}\delta(t-t')\delta_{lm}, \quad (\text{A7}) \end{aligned}$$

where, in obtaining the last equality, we have used $\sum_n R_{ln}R_{nm}^\top = [\mathbf{R}\mathbf{R}^\top]_{lm} = [\mathbf{I}_D]_{lm} = \delta_{lm}$. Hence we have

$$\langle \tilde{\mathbf{N}}_i(t)\tilde{\mathbf{N}}_j(t') \rangle = -(D-1)\delta_{ij}\delta(t-t')\mathbf{I}_D. \quad (\text{A8})$$

Equations (A2) and (A8) derived here are the Eq. (20) of the main text. We conclude that the properties of the rotated noise matrix $\tilde{\mathbf{N}}_j(t)$ are identical to those of $\mathbf{N}_j(t)$, which are given in Eq. (15).

Appendix B: D-dimensional spherical polar coordinate system

In D dimensions, let a point be represented in the Cartesian coordinate system as (x_1, x_2, \dots, x_D) . In spherical coordinates, the same point may be expressed as $(r, \theta_1, \theta_2, \dots, \theta_{D-2}, \phi)$, where we have $\theta_i \in [0, \pi]$ and $\phi \in [0, 2\pi)$. The relation between these coordinates is given by

$$x_1 = r \cos \theta_1, \quad (\text{B1})$$

$$x_2 = r \sin \theta_1 \cos \theta_2, \quad (\text{B2})$$

$$x_3 = r \sin \theta_1 \sin \theta_2 \cos \theta_3, \quad (\text{B3})$$

$$\vdots \quad (\text{B4})$$

$$x_{D-2} = r \sin \theta_1 \sin \theta_2 \cdots \sin \theta_{D-3} \cos \theta_{D-2}, \quad (\text{B5})$$

$$x_{D-1} = r \sin \theta_1 \sin \theta_2 \cdots \sin \theta_{D-3} \sin \theta_{D-2} \cos \phi, \quad (\text{B6})$$

$$x_D = r \sin \theta_1 \sin \theta_2 \cdots \sin \theta_{D-3} \sin \theta_{D-2} \sin \phi. \quad (\text{B7})$$

Appendix C: Derivation of Fokker-Planck Equation

We start by considering a continuous and differentiable test function $h_1(\vec{\sigma}(t))$ defined on the surface \mathcal{S} . Similar to how $F(\vec{\mathbf{r}}, t)$ was extended to the entire \mathbb{R}^D space in Eq. (26), we may now extend this function to the entire \mathbb{R}^D space by defin-

ing

$$\begin{aligned} h(\vec{\mathbf{r}}(t)) &= h_1(\vec{\sigma}(t))\delta(r-1) \\ &= h_1\left(\frac{\vec{\mathbf{r}}(t)}{r}\right)\delta(r-1). \quad (\text{C1}) \end{aligned}$$

As argued in the main text, the dynamics (25) will keep the value of any initial r constant throughout the evolution. Note that the function h has no explicit dependence either on time t or on the underlying stochastic evolution. However, since the evolution of $\vec{\mathbf{r}}(t)$ is inherently stochastic (see Eq. (25)), the value of the function h at time t will also be random, even when the dynamics of $\vec{\mathbf{r}}$ is initiated from a given initial condition. We will be interested in the average of $h(\vec{\mathbf{r}}(t))$ over all possible stochastic trajectories of $\vec{\mathbf{r}}(t)$ generated by the evolution (25); we denote this average by $\langle h(\vec{\mathbf{r}}(t)) \rangle$. This quantity can also be represented as an average with respect to the distribution of $\vec{\mathbf{r}}$, which reads as

$$\langle h(\vec{\mathbf{r}}(t)) \rangle = \int h(\vec{\mathbf{r}}) \mathcal{F}(\vec{\mathbf{r}}, t) dV_D. \quad (\text{C2})$$

Taking the time derivative on both sides of Eq. (C2), we obtain

$$\left\langle \frac{dh(\vec{\mathbf{r}}(t))}{dt} \right\rangle = \int h(\vec{\mathbf{r}}) \frac{\partial \mathcal{F}(\vec{\mathbf{r}}, t)}{\partial t} dV_D. \quad (\text{C3})$$

Now, using the standard multidimensional Taylor expansion, we obtain

$$\begin{aligned} dh(\vec{\mathbf{r}}(t)) &= h(\vec{\mathbf{r}}(t) + d\vec{\mathbf{r}}) - h(\vec{\mathbf{r}}(t)) \\ &= \left(d\vec{\mathbf{r}} \cdot \vec{\nabla}\right) h(\vec{\mathbf{r}}(t)) + \frac{1}{2!} \left(d\vec{\mathbf{r}} \cdot \vec{\nabla}\right)^2 h(\vec{\mathbf{r}}(t)) + \cdots \end{aligned} \quad (\text{C4})$$

We are interested in terms up to order dt from the right hand side of Eq. (C4). From Eq. (25), the quantity $d\vec{\mathbf{r}}$ may be expressed as

$$d\vec{\mathbf{r}} = \vec{\mathbf{v}}dt + \frac{\sqrt{2T}}{r} d\mathbf{N}(t)\vec{\mathbf{r}}, \quad (\text{C5})$$

where we have $\vec{\mathbf{v}} = K_1 \left[\vec{\mathbb{P}} - \left(\vec{\mathbf{r}} \cdot \vec{\mathbb{P}} \right) \vec{\mathbf{r}}/r^2 \right] + 2K_2 \left[\mathbb{M}/r - \left(\vec{\mathbf{r}} \cdot \mathbb{M}\vec{\mathbf{r}} \right) \mathbf{I}_D/r^3 \right] \vec{\mathbf{r}}$ and $d\mathbf{N}(t) = \mathbf{N}(t)dt$. Clearly, in the Cartesian coordinates as in Eq. (14), the independent elements of the matrix $d\mathbf{N}(t)$ are given by independent Wiener processes, as $[d\mathbf{N}(t)]_{ij} = dW_{ij} = \eta_{ij}(t)dt \forall i < j$, where the quantities W_{ij} are Wiener processes. Well-known properties of the Wiener processes give $\langle dW_{ij}dW_{kl} \rangle = \delta_{ik}\delta_{jl}dt$, which further implies that $\langle d\mathbf{N}(t)d\mathbf{N}(t) \rangle = -dt(D-1)\mathbf{I}_D$.

Let us now focus on the first term on the right hand side of the second equality in Eq. (C4). Its average with respect to the

stochastic noise gives

$$\begin{aligned} & \left\langle \left(d\vec{\mathbf{r}} \cdot \vec{\nabla} \right) h(\vec{\mathbf{r}}(t)) \right\rangle \\ &= \left\langle \left(\vec{\mathbf{v}} \cdot \vec{\nabla} \right) h(\vec{\mathbf{r}}(t)) \right\rangle dt + \sqrt{2T} \left\langle \frac{1}{r} \left(d\mathbf{N}(t) \vec{\mathbf{r}} \cdot \vec{\nabla} \right) h(\vec{\mathbf{r}}(t)) \right\rangle, \end{aligned} \quad (C6)$$

$$\begin{aligned} & \left\langle \left(\frac{1}{r} d\mathbf{N}(t) \vec{\mathbf{r}} \cdot \vec{\nabla} \right)^2 h(\vec{\mathbf{r}}(t)) \right\rangle \\ &= dt \langle \nabla^2 h \rangle - dt(D-1) \left\langle \frac{1}{r^2} \vec{\mathbf{r}} \cdot \vec{\nabla} h \right\rangle - dt \left\langle \left(\hat{\mathbf{r}} \cdot \vec{\nabla} \right)^2 h \right\rangle. \end{aligned} \quad (C12)$$

where we have used Eq. (C5). In the Itô interpretation of stochastic differential equations, the Wiener increment $d\mathbf{N}(t)$ at time t is statistically independent of the state $\vec{\mathbf{r}}(t)$. Hence, we may write

$$\begin{aligned} \left\langle \frac{1}{r} \left(d\mathbf{N}(t) \vec{\mathbf{r}} \cdot \vec{\nabla} \right) h(\vec{\mathbf{r}}(t)) \right\rangle &= \left\langle \frac{1}{r} \left(\langle d\mathbf{N}(t) \rangle \vec{\mathbf{r}} \cdot \vec{\nabla} \right) h(\vec{\mathbf{r}}(t)) \right\rangle \\ &= 0, \end{aligned} \quad (C7)$$

where in obtaining the first equality, we perform the averaging in two steps, by first fixing the value of $\vec{\mathbf{r}}(t)$ and averaging over $d\mathbf{N}(t)$, and finally averaging over $\vec{\mathbf{r}}(t)$. Equation (C6) then simplifies to

$$\left\langle \left(d\vec{\mathbf{r}} \cdot \vec{\nabla} \right) h(\vec{\mathbf{r}}(t)) \right\rangle = \left\langle \left(\vec{\mathbf{v}} \cdot \vec{\nabla} \right) h(\vec{\mathbf{r}}(t)) \right\rangle dt. \quad (C8)$$

Let us now turn to the second term in the second equality on the right hand side of Eq. (C4). Using Eq. (C5), the only $\mathcal{O}(dt)$ contribution from that term is then obtained as

$$\frac{1}{2!} \left(d\vec{\mathbf{r}} \cdot \vec{\nabla} \right)^2 h(\vec{\mathbf{r}}(t)) \approx T \left(\frac{1}{r} d\mathbf{N}(t) \vec{\mathbf{r}} \cdot \vec{\nabla} \right)^2 h(\vec{\mathbf{r}}(t)). \quad (C9)$$

Using vector calculus, this expression can be further simplified (see Appendix D); we get

$$\begin{aligned} & \left(\frac{1}{r} d\mathbf{N}(t) \vec{\mathbf{r}} \cdot \vec{\nabla} \right)^2 h(\vec{\mathbf{r}}(t)) \\ &= \frac{1}{r^2} d\mathbf{N}(t) d\mathbf{N}(t) \vec{\mathbf{r}} \cdot \vec{\nabla} h(\vec{\mathbf{r}}(t)) \\ &\quad - \frac{1}{r^2} \text{Tr} \left[d\mathbf{N}(t) \left\{ \vec{\nabla} \otimes \vec{\nabla} h(\vec{\mathbf{r}}(t)) \right\} d\mathbf{N}(t) \left\{ \vec{\mathbf{r}} \otimes \vec{\mathbf{r}} \right\} \right] \end{aligned} \quad (C10)$$

Performing the average of Eq. (C10) with respect to the stochastic noise gives

$$\begin{aligned} & \left\langle \left(\frac{1}{r} d\mathbf{N}(t) \vec{\mathbf{r}} \cdot \vec{\nabla} \right)^2 h(\vec{\mathbf{r}}(t)) \right\rangle \\ &= \left\langle \frac{1}{r^2} \langle d\mathbf{N}(t) d\mathbf{N}(t) \rangle \vec{\mathbf{r}} \cdot \vec{\nabla} h(\vec{\mathbf{r}}(t)) \right\rangle \\ &\quad - \left\langle \frac{1}{r^2} \text{Tr} \left[d\mathbf{N}(t) \left\{ \vec{\nabla} \otimes \vec{\nabla} h(\vec{\mathbf{r}}(t)) \right\} d\mathbf{N}(t) \left\{ \vec{\mathbf{r}} \otimes \vec{\mathbf{r}} \right\} \right] \right\rangle. \end{aligned} \quad (C11)$$

Using the properties of $d\mathbf{N}(t)$, we may simplify Eq. (C11)

into (see Appendix E)

$$\begin{aligned} & \left\langle \left(\frac{1}{r} d\mathbf{N}(t) \vec{\mathbf{r}} \cdot \vec{\nabla} \right)^2 h(\vec{\mathbf{r}}(t)) \right\rangle \\ &= dt \langle \nabla^2 h \rangle - dt(D-1) \left\langle \frac{1}{r^2} \vec{\mathbf{r}} \cdot \vec{\nabla} h \right\rangle - dt \left\langle \left(\hat{\mathbf{r}} \cdot \vec{\nabla} \right)^2 h \right\rangle. \end{aligned} \quad (C12)$$

We now express the gradient operator $\vec{\nabla}$ in terms of its radial and angular components on the sphere \mathcal{S} as

$$\vec{\nabla} = \hat{\mathbf{r}} \frac{\partial}{\partial r} + \frac{1}{r} \vec{\nabla}_{\mathcal{S}}, \quad (C13)$$

where $\vec{\nabla}_{\mathcal{S}}$ is the surface divergence on the surface of the unit sphere \mathcal{S} in D dimensions. Clearly, $\vec{\mathbf{r}} \cdot \vec{\nabla}_{\mathcal{S}} = 0$. Hence, we have

$$\left\langle \frac{1}{r^2} \vec{\mathbf{r}} \cdot \vec{\nabla} h \right\rangle = \left\langle \frac{1}{r} \frac{\partial h}{\partial r} \right\rangle, \quad (C14)$$

$$\left\langle \left(\hat{\mathbf{r}} \cdot \vec{\nabla} \right)^2 h \right\rangle = \left\langle \frac{\partial^2 h}{\partial r^2} \right\rangle, \quad (C15)$$

$$\langle \nabla^2 h \rangle = \left\langle \frac{\partial^2 h}{\partial r^2} + \frac{D-1}{r} \frac{\partial h}{\partial r} + \frac{1}{r^2} \nabla_{\mathcal{S}}^2 h \right\rangle, \quad (C16)$$

where $\nabla_{\mathcal{S}}^2$ is the Laplace-Beltrami operator on \mathcal{S} . For a proof of Eq. (C16), see Appendix F. Hence, Eq. (C12) simplifies to

$$\left\langle \left(\frac{1}{r} d\mathbf{N}(t) \vec{\mathbf{r}} \cdot \vec{\nabla} \right)^2 h(\vec{\mathbf{r}}(t)) \right\rangle = dt \left\langle \frac{1}{r^2} \nabla_{\mathcal{S}}^2 h(\vec{\mathbf{r}}(t)) \right\rangle. \quad (C17)$$

Putting Eqs. (C8), (C9) and (C17) back into Eq. (C4), we obtain

$$\left\langle \frac{dh(\vec{\mathbf{r}}(t))}{dt} \right\rangle = \left\langle \left(\vec{\mathbf{v}} \cdot \vec{\nabla} \right) h(\vec{\mathbf{r}}(t)) \right\rangle + \left\langle \frac{1}{r^2} \nabla_{\mathcal{S}}^2 h(\vec{\mathbf{r}}(t)) \right\rangle. \quad (C18)$$

Using the same argument as the one used to obtain Eq. (C2), we may also write the first term on the right hand side of Eq. (C18) as

$$\begin{aligned} \left\langle \left(\vec{\mathbf{v}} \cdot \vec{\nabla} \right) h(\vec{\mathbf{r}}(t)) \right\rangle &= \int \mathcal{F}(\vec{\mathbf{r}}, t) \vec{\mathbf{v}} \cdot \vec{\nabla} h(\vec{\mathbf{r}}) dV_D \\ &= - \int h(\vec{\mathbf{r}}) \vec{\nabla} \cdot [\mathcal{F}(\vec{\mathbf{r}}, t) \vec{\mathbf{v}}] dV_D, \end{aligned} \quad (C19)$$

where in the last step, we have performed integration by parts and have taken the boundary contributions to vanish. Similarly, the second term on the right hand side of Eq. (C18) may also be simplified as

$$\left\langle \frac{1}{r^2} \nabla_{\mathcal{S}}^2 h(\vec{\mathbf{r}}(t)) \right\rangle = \int \mathcal{F}(\vec{\mathbf{r}}, t) \frac{1}{r^2} \nabla_{\mathcal{S}}^2 h(\vec{\mathbf{r}}) dV_D. \quad (C20)$$

Using the definition of h from Eq. (C1) in Eq. (C20), we obtain

$$\begin{aligned} & \left\langle \frac{1}{r^2} \nabla_{\mathcal{S}}^2 h(\vec{r}(t)) \right\rangle \\ &= \int_0^\infty \frac{1}{r^2} \delta(r-1) \left[\int \mathcal{F}(\vec{r}, t) \nabla_{\mathcal{S}}^2 h_1(\vec{\sigma}) d\Omega \right] r^{D-1} dr \\ &= \int_0^\infty \frac{1}{r^2} \delta(r-1) \left[\int h_1(\vec{\sigma}) \nabla_{\mathcal{S}}^2 \mathcal{F}(\vec{r}, t) d\Omega \right] r^{D-1} dr \\ &= \int h(\vec{r}) \left[\frac{1}{r^2} \nabla_{\mathcal{S}}^2 \mathcal{F}(\vec{r}, t) \right] dV_D, \end{aligned} \quad (\text{C21})$$

where in obtaining the second equality, we have performed integration by parts for the term within the square brackets.

Using Eqs. (C3) and (C18) along with Eqs. (C19) and (C21) and noting that h is an arbitrary function on \mathcal{S} , we arrive at the desired Fokker-Planck equation, which reads as

$$\frac{\partial \mathcal{F}}{\partial t} = -\vec{\nabla} \cdot [\mathcal{F} \vec{\nabla}] + \frac{T}{r^2} \nabla_{\mathcal{S}}^2 \mathcal{F}. \quad (\text{C22})$$

Equation (C22) is the desired Eq. (28) of the main text.

Appendix D: Derivation of Eq. (C10)

Here, we prove the expression given in Eq. (C10). The left hand side is of the form $(r^{-1} \mathbf{M} \vec{r} \cdot \vec{\nabla})^2 h(\vec{r})$, where \mathbf{M} is a constant (\vec{r} -independent) antisymmetric matrix. The given quantity rewrites as

$$\left(\frac{1}{r} \mathbf{M} \vec{r} \cdot \vec{\nabla} \right)^2 h(\vec{r}) = \frac{1}{r} \mathbf{M} \vec{r} \cdot \vec{\nabla} \left[\frac{1}{r} \mathbf{M} \vec{r} \cdot \vec{\nabla} h \right]. \quad (\text{D1})$$

Using the vector calculus identity $\vec{\nabla}(fg) = f\vec{\nabla}g + g\vec{\nabla}f$ for any two scalar functions f and g , we may simplify Eq. (D1) into

$$\begin{aligned} \vec{\nabla} \left[\frac{1}{r} \mathbf{M} \vec{r} \cdot \vec{\nabla} h \right] &= (\mathbf{M} \vec{r} \cdot \vec{\nabla} h) \vec{\nabla} \left(\frac{1}{r} \right) + \frac{1}{r} \vec{\nabla} [\mathbf{M} \vec{r} \cdot \vec{\nabla} h] \\ &= -\frac{1}{r^3} \vec{r} (\mathbf{M} \vec{r} \cdot \vec{\nabla} h) + \frac{1}{r} \vec{\nabla} [\mathbf{M} \vec{r} \cdot \vec{\nabla} h]. \end{aligned} \quad (\text{D2})$$

Using this in Eq. (D1), we obtain

$$\begin{aligned} \left(\frac{1}{r} \mathbf{M} \vec{r} \cdot \vec{\nabla} \right)^2 h(\vec{r}) &= -\frac{1}{r^4} \vec{r} (\mathbf{M} \vec{r} \cdot \vec{\nabla} h) (\mathbf{M} \vec{r} \cdot \vec{r}) \\ &\quad + \frac{1}{r^2} (\mathbf{M} \vec{r} \cdot \vec{\nabla})^2 h(\vec{r}). \end{aligned} \quad (\text{D3})$$

Since \mathbf{M} is an antisymmetric matrix, we have $\mathbf{M} \vec{r} \cdot \vec{r} = 0$. Hence, Eq. (D3) reduces to

$$\left(\frac{1}{r} \mathbf{M} \vec{r} \cdot \vec{\nabla} \right)^2 h(\vec{r}) = \frac{1}{r^2} (\mathbf{M} \vec{r} \cdot \vec{\nabla})^2 h(\vec{r}). \quad (\text{D4})$$

Let us now focus on computing $(\mathbf{M} \vec{r} \cdot \vec{\nabla})^2 h(\vec{r})$. We will do further computations in the Cartesian coordinate system. Let M_{ij} denote the ij -th element of the matrix \mathbf{M} . Similarly, let the i -th component of the vector \vec{r} be r_i . Hence, we may write $\vec{r} = \sum_{i=1}^D x_i \hat{\mathbf{r}}_i$, where $\hat{\mathbf{r}}_i$ is the unit vector along the i -th Cartesian coordinate axis. Using this, we may write

$$\mathbf{M} \vec{r} \cdot \vec{\nabla} h(\vec{r}) = \sum_{k=1}^D \sum_{j=1}^D M_{kj} x_j \frac{\partial h}{\partial x_k}. \quad (\text{D5})$$

Proceeding in a similar way, we obtain

$$\begin{aligned} & \mathbf{M} \vec{r} \cdot \vec{\nabla} [\mathbf{M} \vec{r} \cdot \vec{\nabla} h(\vec{r})] \\ &= \sum_{l=1}^D \sum_{m=1}^D M_{lm} x_m \frac{\partial}{\partial x_l} \left[\sum_{k=1}^D \sum_{j=1}^D M_{kj} x_j \frac{\partial h}{\partial x_k} \right] \\ &= \sum_{l=1}^D \sum_{m=1}^D \sum_{k=1}^D \sum_{j=1}^D \delta_{lj} M_{lm} M_{kj} x_m \frac{\partial h}{\partial x_k} \\ &\quad + \sum_{l=1}^D \sum_{m=1}^D \sum_{k=1}^D \sum_{j=1}^D M_{lm} M_{kj} x_m x_j \frac{\partial^2 h}{\partial x_l \partial x_k}. \end{aligned} \quad (\text{D6})$$

Now, the first term may be simplified as follows:

$$\begin{aligned} & \sum_{l=1}^D \sum_{m=1}^D \sum_{k=1}^D \sum_{j=1}^D \delta_{lj} M_{lm} M_{kj} x_m \frac{\partial h}{\partial x_k} \\ &= \sum_{m=1}^D \sum_{k=1}^D \left(\sum_{j=1}^D M_{kj} M_{jm} \right) x_m \frac{\partial h}{\partial x_k} \\ &= \sum_{k=1}^D \sum_{m=1}^D (\mathbf{M}^2)_{km} x_m \frac{\partial h}{\partial x_k} \\ &= \mathbf{M}^2 \vec{r} \cdot \vec{\nabla} h(\vec{r}). \end{aligned} \quad (\text{D7})$$

Using the anti-symmetry property of the \mathbf{M} matrix, the second term simplifies to

$$\begin{aligned} & \sum_{l=1}^D \sum_{m=1}^D \sum_{k=1}^D \sum_{j=1}^D M_{lm} M_{kj} x_m x_j \frac{\partial^2 h}{\partial x_l \partial x_k} \\ &= - \sum_{m=1}^D \sum_{l=1}^D \sum_{k=1}^D \sum_{j=1}^D M_{ml} \left[\frac{\partial^2 h}{\partial x_l \partial x_k} \right] M_{kj} [x_j x_m] \\ &= - \sum_{m=1}^D \sum_{l=1}^D \sum_{k=1}^D \sum_{j=1}^D \mathbf{M}_{ml} [\vec{\nabla} \otimes \vec{\nabla} h]_{lk} \mathbf{M}_{kj} [\vec{r} \otimes \vec{r}]_{jm} \\ &= -\text{Tr} [\mathbf{M} (\vec{\nabla} \otimes \vec{\nabla} h) \mathbf{M} (\vec{r} \otimes \vec{r})]. \end{aligned} \quad (\text{D8})$$

Hence, combining Eqs. (D6), (D7) and (D8), we finally obtain

$$\begin{aligned} & \left(\mathbf{M} \vec{r} \cdot \vec{\nabla} \right)^2 h(\vec{r}) \\ &= \mathbf{M}^2 \vec{r} \cdot \vec{\nabla} h(\vec{r}) - \text{Tr} \left[\mathbf{M} \left(\vec{\nabla} \otimes \vec{\nabla} h \right) \mathbf{M} (\vec{r} \otimes \vec{r}) \right] \end{aligned} \quad (\text{D9})$$

Using this in Eq. (D4), we finally obtain

$$\begin{aligned} & \left(\frac{1}{r} \mathbf{M} \vec{r} \cdot \vec{\nabla} \right)^2 h(\vec{r}) \\ &= \frac{1}{r^2} \mathbf{M}^2 \vec{r} \cdot \vec{\nabla} h(\vec{r}) - \frac{1}{r^2} \text{Tr} \left[\mathbf{M} \left(\vec{\nabla} \otimes \vec{\nabla} h \right) \mathbf{M} (\vec{r} \otimes \vec{r}) \right], \end{aligned} \quad (\text{D10})$$

which is used to obtain Eq. (C10) of Appendix C.

we obtain

$$\begin{aligned} & \left\langle \frac{1}{r^2} \text{Tr} \left[d\mathbf{N}(t) \left(\vec{\nabla} \otimes \vec{\nabla} h \right) d\mathbf{N}(t) (\vec{r} \otimes \vec{r}) \right] \right\rangle \\ &= \sum_{m=1}^D \sum_{l=1}^D \sum_{k=1}^D \sum_{j=1}^D \left\langle \frac{1}{r^2} [d\mathbf{N}(t)]_{ml} \frac{\partial^2 h}{\partial \sigma_l \partial \sigma_k} [d\mathbf{N}(t)]_{kj} \sigma_j \sigma_m \right\rangle \\ &= - \sum_{l=1}^D \sum_{m=1}^D \sum_{k=1}^D \sum_{j=1}^D \left\langle [d\mathbf{N}(t)]_{lm} [d\mathbf{N}(t)]_{kj} \right\rangle \left\langle \frac{\sigma_m \sigma_j}{r^2} \frac{\partial^2 h}{\partial \sigma_l \partial \sigma_k} \right\rangle \\ &= -dt \sum_{l=1}^D \sum_{m=1}^D \sum_{k=1}^D \sum_{j=1}^D (\delta_{lk} \delta_{mj} - \delta_{lj} \delta_{mk}) \left\langle \frac{\sigma_m \sigma_j}{r^2} \frac{\partial^2 h}{\partial \sigma_l \partial \sigma_k} \right\rangle \\ &= -dt \sum_{l=1}^D \sum_{m=1}^D \left[\left\langle \frac{\sigma_m^2}{r^2} \frac{\partial^2 h}{\partial \sigma_l^2} \right\rangle - \left\langle \frac{\sigma_m \sigma_l}{r^2} \frac{\partial^2 h}{\partial \sigma_l \partial \sigma_m} \right\rangle \right] \\ &= -dt \left\langle \frac{1}{r^2} \left(\sum_{m=1}^D \sigma_m^2 \right) \sum_{l=1}^D \frac{\partial^2 h}{\partial \sigma_l^2} \right\rangle \\ &\quad + dt \left\langle \left(\frac{1}{r} \sum_{m=1}^D \sigma_m \frac{\partial}{\partial \sigma_m} \right) \left(\frac{1}{r} \sum_{l=1}^D \sigma_l \frac{\partial}{\partial \sigma_l} \right) h \right\rangle \\ &= -dt \left\langle \frac{1}{r^2} r^2 \nabla^2 h \right\rangle + dt \left\langle \left(\frac{1}{r} \vec{r} \cdot \vec{\nabla} \right)^2 h \right\rangle \\ &= -dt \langle \nabla^2 h \rangle + dt \left\langle \left(\hat{\mathbf{r}} \cdot \vec{\nabla} \right)^2 h \right\rangle. \end{aligned} \quad (\text{E3})$$

In the semifinal step, we have used $r^2 = \sum_{m=1}^D \sigma_m^2$. Using Eqs. (E2) and (E3) in Eq. (C11), we finally obtain

$$\begin{aligned} & \left\langle \frac{1}{r} \left(d\mathbf{N}(t) \vec{r} \cdot \vec{\nabla} \right)^2 h(\vec{r}(t)) \right\rangle \\ &= -dt (D-1) \left\langle \frac{1}{r^2} \vec{r} \cdot \vec{\nabla} h \right\rangle - dt \left\langle \left(\hat{\mathbf{r}} \cdot \vec{\nabla} \right)^2 h \right\rangle + dt \langle \nabla^2 h \rangle, \end{aligned} \quad (\text{E4})$$

which is Eq. (C12) of the main text.

Appendix E: Derivation of Eq. (C12)

The independent matrix elements of $d\mathbf{N}(t)$, represented by $[d\mathbf{N}(t)]_{ij}$, are independent differential Wiener processes. We represent them by $[d\mathbf{N}(t)]_{ij} = -[d\mathbf{N}(t)]_{ji} = dW_{ij} \forall i > j$. This further gives us

$$\left\langle [d\mathbf{N}(t)]_{ij} [d\mathbf{N}(t)]_{kl} \right\rangle = dt (\delta_{ik} \delta_{jl} - \delta_{il} \delta_{jk}). \quad (\text{E1})$$

Using $\langle d\mathbf{N}(t) d\mathbf{N}(t) \rangle = -dt(D-1)\mathbf{I}$ in the first term on the right hand side of Eq. (C11), we obtain

$$\left\langle \frac{1}{r^2} \langle d\mathbf{N}(t) d\mathbf{N}(t) \rangle \vec{r} \cdot \vec{\nabla} h \right\rangle = -dt(D-1) \left\langle \frac{1}{r^2} \vec{r} \cdot \vec{\nabla} h \right\rangle. \quad (\text{E2})$$

We now focus on the second term on the right hand side of Eq. (C11). We will do all further computations in the Cartesian coordinate system. Using Eq. (E1) in the second term,

Appendix F: Derivation of Eq. (C16)

We start with the expression of $\vec{\nabla}$ in D -dimensional spherical polar coordinates, which reads as

$$\vec{\nabla} = \hat{\mathbf{r}} \frac{\partial}{\partial r} + \frac{1}{r} \vec{\nabla}_{\mathcal{S}}. \quad (\text{F1})$$

Now, our quantity of interest may be evaluated as follows:

$$\begin{aligned}
\nabla^2 h &= \vec{\nabla} \cdot \vec{\nabla} h = \vec{\nabla} \cdot \left[\hat{\mathbf{r}} \frac{\partial h}{\partial r} \right] + \vec{\nabla} \cdot \left[\frac{1}{r} \vec{\nabla}_{\mathcal{S}} h \right] \\
&= (\vec{\nabla} \cdot \hat{\mathbf{r}}) \frac{\partial h}{\partial r} + \hat{\mathbf{r}} \cdot \vec{\nabla} \left[\frac{\partial h}{\partial r} \right] + \vec{\nabla} \cdot \left[\frac{1}{r} \right] \cdot \vec{\nabla}_{\mathcal{S}} h + \frac{1}{r} \vec{\nabla} \cdot \vec{\nabla}_{\mathcal{S}} h \\
&= \frac{D-1}{r} \frac{\partial h}{\partial r} + \frac{\partial^2 h}{\partial r^2} + \frac{1}{r^2} \nabla_{\mathcal{S}}^2 h.
\end{aligned} \tag{F2}$$

In the last step, we have used the fact that $\hat{\mathbf{r}} \cdot \vec{\nabla}_{\mathcal{S}} = 0$. Also, we have used $\vec{\nabla} \cdot \hat{\mathbf{r}} = (D-1)/r$. Equation (F2) is Eq. (C16) of Appendix C.

Appendix G: Derivation of Eq. (29)

We start with the first term on the right hand side of Eq. (28), which upon using standard vector identity gives

$$\vec{\nabla} \cdot [\mathcal{F} \vec{\mathbf{v}}] = \vec{\mathbf{v}} \cdot \vec{\nabla} \mathcal{F} + \mathcal{F} \vec{\nabla} \cdot \vec{\mathbf{v}}, \tag{G1}$$

where we have $\vec{\mathbf{v}} = K_1 \left[\vec{\mathbb{P}} - (\vec{\mathbf{r}} \cdot \vec{\mathbb{P}}) \vec{\mathbf{r}}/r^2 \right] + 2K_2 \left[\mathbb{M}/r - (\vec{\mathbf{r}} \cdot \mathbb{M} \vec{\mathbf{r}}) \mathbf{I}_D/r^3 \right] \vec{\mathbf{r}}$. Now, using Eq. (C13), we have

$$\vec{\nabla} \mathcal{F} = \hat{\mathbf{r}} \frac{\partial \mathcal{F}}{\partial r} + \frac{1}{r} \vec{\nabla}_{\mathcal{S}} \mathcal{F}. \tag{G2}$$

Since $\vec{\mathbf{v}}$ is along the tangent to the sphere centered at the origin, we have $\vec{\mathbf{r}} \cdot \vec{\mathbf{v}} = 0$. This is also evident from the expression of $\vec{\mathbf{v}}$ on using the result $\vec{\mathbf{r}} \cdot \vec{\mathbf{r}} = r^2$. Hence, we have

$$\begin{aligned}
\vec{\mathbf{v}} \cdot \vec{\nabla} \mathcal{F} &= \frac{1}{r} \vec{\mathbf{v}} \cdot \vec{\nabla}_{\mathcal{S}} \mathcal{F} \\
&= \frac{1}{r} \left(K_1 \vec{\mathbb{P}} + 2K_2 \mathbb{M} \vec{\sigma} \right) \cdot \vec{\nabla}_{\mathcal{S}} \mathcal{F} \\
&= \frac{\delta(r-1)}{r} \left[\left(K_1 \vec{\mathbb{P}} + 2K_2 \mathbb{M} \vec{\sigma} \right) \cdot \vec{\nabla}_{\mathcal{S}} F \right]
\end{aligned} \tag{G3}$$

where in deriving the second equality, we have used $\vec{\mathbf{r}} \cdot \vec{\nabla}_{\mathcal{S}} \mathcal{F} = 0$ by the definition of $\vec{\nabla}_{\mathcal{S}} \mathcal{F}$.

We now focus on the second term on the right hand side of Eq. (G1). Using the expression of $\vec{\mathbf{v}}$, we obtain

$$\begin{aligned}
\vec{\nabla} \cdot \vec{\mathbf{v}} &= K_1 \vec{\nabla} \cdot \left[\vec{\mathbb{P}} - \frac{1}{r^2} (\vec{\mathbf{r}} \cdot \vec{\mathbb{P}}) \vec{\mathbf{r}} \right] \\
&\quad + 2K_2 \vec{\nabla} \cdot \left[\frac{1}{r} \mathbb{M} \vec{\mathbf{r}} - \frac{1}{r^3} (\vec{\mathbf{r}} \cdot \mathbb{M} \vec{\mathbf{r}}) \vec{\mathbf{r}} \right].
\end{aligned} \tag{G4}$$

Focusing on the first term on the right hand side of Eq. (G4),

in terms of Cartesian components, we may write

$$\begin{aligned}
&\vec{\nabla} \cdot \left[\vec{\mathbb{P}} - \frac{1}{r^2} (\vec{\mathbf{r}} \cdot \vec{\mathbb{P}}) \vec{\mathbf{r}} \right] \\
&= -\vec{\nabla} \cdot \left[(\vec{\mathbb{P}} \cdot \vec{\sigma}) \vec{\sigma} \right] \\
&= -\left[(\vec{\mathbb{P}} \cdot \vec{\sigma}) \vec{\nabla} \cdot \vec{\sigma} + \vec{\nabla} (\vec{\mathbb{P}} \cdot \vec{\sigma}) \cdot \vec{\sigma} \right] \\
&= -\left[(\vec{\mathbb{P}} \cdot \vec{\sigma}) \left[\frac{D-1}{r} \right] + \frac{1}{r} \left[\vec{\mathbb{P}} - (\vec{\mathbb{P}} \cdot \vec{\sigma}) \vec{\sigma} \right] \cdot \vec{\sigma} \right] \\
&= -\frac{1}{r} (D-1) \vec{\mathbb{P}} \cdot \vec{\sigma}.
\end{aligned} \tag{G5}$$

Here, in obtaining the fourth equality, we have used the identity $\vec{\nabla} (\vec{\mathbf{A}} \cdot \vec{\sigma}) = \frac{1}{r} \left[\vec{\mathbf{A}} - (\vec{\mathbf{A}} \cdot \vec{\sigma}) \vec{\sigma} \right]$ for any constant vector $\vec{\mathbf{A}}$, which we derive below (see Eq. (H4)).

We now focus on simplifying the second bracketed term in Eq. (G4). From Eq. (H12), we obtain

$$\vec{\nabla} \cdot \left[\frac{1}{r} \mathbb{M} \vec{\mathbf{r}} \right] = \frac{1}{r} \left[\text{Tr}[\mathbb{M}] - \vec{\sigma} \cdot \mathbb{M} \vec{\sigma} \right], \tag{G6}$$

and from Eq. (H21), we obtain

$$\vec{\nabla} \cdot \left[\frac{1}{r^3} (\vec{\mathbf{r}} \cdot \mathbb{M} \vec{\mathbf{r}}) \vec{\mathbf{r}} \right] = \frac{(D-1)}{r} (\vec{\sigma} \cdot \mathbb{M} \vec{\sigma}). \tag{G7}$$

Combining these results, we obtain

$$\vec{\nabla} \cdot \left[\frac{1}{r} \mathbb{M} \vec{\mathbf{r}} - \frac{1}{r^3} (\vec{\mathbf{r}} \cdot \mathbb{M} \vec{\mathbf{r}}) \vec{\mathbf{r}} \right] = \frac{1}{r} \left[1 - D \vec{\sigma} \cdot \mathbb{M} \vec{\sigma} \right], \tag{G8}$$

where we have used the fact that $\text{Tr}[\mathbb{M}] = 1$. Hence, from Eq. (G4), we get

$$\begin{aligned}
\mathcal{F} \vec{\nabla} \cdot \vec{\mathbf{v}} &= -\frac{\delta(r-1)}{r} K_1 (D-1) F \vec{\mathbb{P}} \cdot \vec{\sigma} \\
&\quad + \frac{\delta(r-1)}{r} 2K_2 F - \frac{\delta(r-1)}{r} 2K_2 D F \vec{\sigma} \cdot \mathbb{M} \vec{\sigma}.
\end{aligned} \tag{G9}$$

Using Eqs. (26), (G1), (G3), and (G9) in Eq. (28), we obtain

$$\begin{aligned}
\delta(r-1) \frac{\partial F}{\partial t} &= -\frac{\delta(r-1)}{r} \left[\left(K_1 \vec{\mathbb{P}} + 2K_2 \mathbb{M} \vec{\sigma} \right) \cdot \vec{\nabla}_{\mathcal{S}} F \right] \\
&\quad + \frac{\delta(r-1)}{r} K_1 (D-1) F \vec{\mathbb{P}} \cdot \vec{\sigma} \\
&\quad + \frac{\delta(r-1)}{r} 2K_2 D F \vec{\sigma} \cdot \mathbb{M} \vec{\sigma} \\
&\quad - \frac{\delta(r-1)}{r} 2K_2 F + \frac{\delta(r-1)}{r^2} T \nabla_{\mathcal{S}}^2 F.
\end{aligned} \tag{G10}$$

Integrating both sides over r from $1 - \epsilon$ to $1 + \epsilon$ for small ϵ ,

we finally obtain

$$\begin{aligned} \frac{\partial F}{\partial t} = & -K_1 \left[\vec{\nabla}_{\mathcal{J}} F - (D-1)F\vec{\sigma} \right] \cdot \vec{\mathbb{P}} - 2K_2 F \\ & - 2K_2 \left[\vec{\nabla}_{\mathcal{J}} F - DF\vec{\sigma} \right] \cdot \mathbb{M}\vec{\sigma} + T \nabla_{\mathcal{J}}^2 F. \end{aligned} \quad (\text{G11})$$

Equation (G11) is the desired Eq. (29) of the main text.

Appendix H: Derivation of some useful identities

We start from the following expression:

$$\vec{\nabla} (\vec{\mathbf{A}} \cdot \vec{\sigma}) = \vec{\nabla} \left(\vec{\mathbf{A}} \cdot \frac{\vec{\mathbf{r}}}{r} \right). \quad (\text{H1})$$

Now, in the Cartesian coordinates, if we denote the j -th component of $\vec{\mathbf{A}}$ by A_j and that of $\vec{\mathbf{r}}$ by σ_j , then we may write

$$\vec{\nabla} (\vec{\mathbf{A}} \cdot \vec{\sigma}) = \vec{\nabla} \left(\sum_{j=1}^D \frac{A_j \sigma_j}{r} \right). \quad (\text{H2})$$

Hence, the k -th component of $\vec{\nabla} (\vec{\mathbf{A}} \cdot \vec{\sigma})$ may be written as

$$\begin{aligned} \left[\vec{\nabla} (\vec{\mathbf{A}} \cdot \vec{\sigma}) \right]_k &= \frac{\partial}{\partial \sigma_k} \left(\sum_{j=1}^D \frac{A_j \sigma_j}{r} \right) \\ &= \sum_{j=1}^D \frac{A_j \delta_{jk}}{r} - \sum_{j=1}^D \frac{A_j \sigma_j \sigma_k}{r^3} \\ &= \frac{A_k}{r} - \frac{\sigma_k}{r^2} (\vec{\mathbf{A}} \cdot \vec{\sigma}). \end{aligned} \quad (\text{H3})$$

Hence, we may write

$$\vec{\nabla} (\vec{\mathbf{A}} \cdot \vec{\sigma}) = \frac{1}{r} \left[\vec{\mathbf{A}} - (\vec{\mathbf{A}} \cdot \vec{\sigma}) \vec{\sigma} \right]. \quad (\text{H4})$$

Now, from Eq. (C13), we may rewrite the left hand side of the equation as

$$\vec{\nabla} (\vec{\mathbf{A}} \cdot \vec{\sigma}) = \left[\hat{\mathbf{r}} \frac{\partial}{\partial r} + \frac{1}{r} \vec{\nabla}_{\mathcal{J}} \right] (\vec{\mathbf{A}} \cdot \vec{\sigma}). \quad (\text{H5})$$

Since $\vec{\mathbf{A}} \cdot \vec{\sigma}$ is independent of r , we may immediately write

$$\vec{\nabla} (\vec{\mathbf{A}} \cdot \vec{\sigma}) = \frac{1}{r} \vec{\nabla}_{\mathcal{J}} (\vec{\mathbf{A}} \cdot \vec{\sigma}). \quad (\text{H6})$$

Comparing Eqs. (H4) and (H6), we finally obtain

$$\vec{\nabla}_{\mathcal{J}} (\vec{\mathbf{A}} \cdot \vec{\sigma}) = \vec{\mathbf{A}} - (\vec{\mathbf{A}} \cdot \vec{\sigma}) \vec{\sigma}. \quad (\text{H7})$$

Taking divergence on both sides of Eq. (H7), we obtain

$$\vec{\nabla} \cdot \vec{\nabla}_{\mathcal{J}} (\vec{\mathbf{A}} \cdot \vec{\sigma}) = -\vec{\nabla} \cdot \left[(\vec{\mathbf{A}} \cdot \vec{\sigma}) \vec{\sigma} \right], \quad (\text{H8})$$

where we have used $\vec{\nabla} \cdot \vec{\mathbf{A}} = 0$, since $\vec{\mathbf{A}}$ is a constant vector. The left hand side of Eq. (H8) gives

$$\begin{aligned} \vec{\nabla} \cdot \vec{\nabla}_{\mathcal{J}} (\vec{\mathbf{A}} \cdot \vec{\sigma}) &= \left[\hat{\mathbf{r}} \frac{\partial}{\partial r} + \frac{1}{r} \vec{\nabla}_{\mathcal{J}} \right] \cdot \vec{\nabla}_{\mathcal{J}} (\vec{\mathbf{A}} \cdot \vec{\sigma}) \\ &= \frac{1}{r} \nabla_{\mathcal{J}}^2 (\vec{\mathbf{A}} \cdot \vec{\sigma}), \end{aligned} \quad (\text{H9})$$

where we have used $\hat{\mathbf{r}} \cdot \vec{\nabla}_{\mathcal{J}} = 0$. Let us now simplify the right hand side of Eq. (H8). Using standard vector identity, we obtain

$$\begin{aligned} \vec{\nabla} \cdot \left[(\vec{\mathbf{A}} \cdot \vec{\sigma}) \vec{\sigma} \right] &= (\vec{\mathbf{A}} \cdot \vec{\sigma}) \vec{\nabla} \cdot \vec{\sigma} + \vec{\nabla} (\vec{\mathbf{A}} \cdot \vec{\sigma}) \cdot \vec{\sigma} \\ &= (\vec{\mathbf{A}} \cdot \vec{\sigma}) \left[\frac{D-1}{r} \right] + \frac{1}{r} \left[\vec{\mathbf{A}} - (\vec{\mathbf{A}} \cdot \vec{\sigma}) \vec{\sigma} \right] \cdot \vec{\sigma} \\ &= \frac{1}{r} (D-1) \vec{\mathbf{A}} \cdot \vec{\sigma}, \end{aligned} \quad (\text{H10})$$

where in obtaining the second equality, we have used Eq. (H4), while in arriving at the last step of Eq. (H10), we have used $\vec{\sigma} \cdot \vec{\sigma} = 1$ which makes the second term on the right hand side of the second equality equal to zero. Putting Eqs. (H9) and (H10) back into Eq. (H8), we finally obtain

$$\nabla_{\mathcal{J}}^2 (\vec{\mathbf{A}} \cdot \vec{\sigma}) = -(D-1) \vec{\mathbf{A}} \cdot \vec{\sigma}. \quad (\text{H11})$$

Another expression we want to compute is

$$\begin{aligned} \vec{\nabla} \cdot \mathbf{B} \vec{\sigma} &= \sum_{j=1}^D \frac{\partial}{\partial \sigma_j} \left[\sum_{m=1}^D B_{jm} \left(\frac{\sigma_m}{r} \right) \right] \\ &= \sum_{j=1}^D \sum_{m=1}^D B_{jm} \left[\frac{\delta_{jm}}{r} - \frac{\sigma_m \sigma_j}{r^3} \right] \\ &= \frac{1}{r} \left[\sum_{m=1}^D B_{mm} - \frac{1}{r^2} \sum_{m=1}^D \sigma_j \sum_{m=1}^D B_{jm} \sigma_m \right] \\ &= \frac{1}{r} \left[\text{Tr}[\mathbf{B}] - \frac{1}{r^2} \vec{\mathbf{r}} \cdot \mathbf{B} \vec{\mathbf{r}} \right] \\ &= \frac{1}{r} \left[\text{Tr}[\mathbf{B}] - \vec{\sigma} \cdot \mathbf{B} \vec{\sigma} \right]. \end{aligned} \quad (\text{H12})$$

We now present another computation of interest:

$$\vec{\nabla} (\vec{\sigma} \cdot \mathbf{B} \vec{\sigma}) = \vec{\nabla} \left(\mathbf{B} \frac{\vec{\mathbf{r}}}{r} \cdot \frac{\vec{\mathbf{r}}}{r} \right). \quad (\text{H13})$$

Now, in the Cartesian coordinates, if we denote the j -th component of $\vec{\mathbf{r}}$ by σ_j and ij -th element of \mathbf{B} by B_{ij} , then we may write

$$\vec{\nabla} (\vec{\sigma} \cdot \mathbf{B} \vec{\sigma}) = \vec{\nabla} \left(\sum_{i=1}^D \sum_{j=1}^D B_{ij} \frac{\sigma_i \sigma_j}{r^2} \right). \quad (\text{H14})$$

If we focus on the k -th component of $\vec{\nabla}(\vec{\sigma} \cdot \mathbf{B}\vec{\sigma})$, we obtain

$$\begin{aligned}
& \left[\vec{\nabla}(\vec{\sigma} \cdot \mathbf{B}\vec{\sigma}) \right]_k \\
&= \frac{\partial}{\partial \sigma_k} \left(\sum_{i=1}^D \sum_{j=1}^D B_{ij} \frac{\sigma_i \sigma_j}{r^2} \right) \\
&= \sum_{i=1}^D \sum_{j=1}^D B_{ij} \delta_{ik} \frac{\sigma_j}{r^2} + \sum_{i=1}^D \sum_{j=1}^D B_{ij} \delta_{jk} \frac{\sigma_i}{r^2} \\
&\quad - \sum_{i=1}^D \sum_{j=1}^D B_{ij} \sigma_i \sigma_j \frac{2\sigma_k}{r^4} \\
&= \frac{1}{r} \sum_{i=1}^D \sum_{j=1}^D B_{kj} \frac{\sigma_j}{r} + \frac{1}{r} \sum_{i=1}^D \sum_{j=1}^D B_{ik} \frac{\sigma_i}{r} \\
&\quad - \frac{2}{r} \left[\sum_{i=1}^D \frac{\sigma_i}{r} \sum_{j=1}^D B_{ij} \frac{\sigma_j}{r} \right] \frac{\sigma_k}{r}. \tag{H15}
\end{aligned}$$

Since \mathbf{B} is a symmetric matrix, we may simplify the previous expression as

$$\begin{aligned}
& \left[\vec{\nabla}(\vec{\sigma} \cdot \mathbf{B}\vec{\sigma}) \right]_k \\
&= \frac{1}{r} \sum_{i=1}^D \sum_{j=1}^D B_{jk} \frac{\sigma_j}{r} + \frac{1}{r} \sum_{i=1}^D \sum_{j=1}^D B_{ki} \frac{\sigma_i}{r} \\
&\quad - \frac{2}{r} \left[\sum_{i=1}^D \frac{\sigma_i}{r} \sum_{j=1}^D B_{ij} \frac{\sigma_j}{r} \right] \frac{\sigma_k}{r} \\
&= \frac{2}{r} \left[\mathbf{B} \frac{\vec{\mathbf{r}}}{r} \right]_k - \frac{2}{r} \left(\frac{\vec{\mathbf{r}}}{r} \cdot \mathbf{B} \frac{\vec{\mathbf{r}}}{r} \right) \left[\frac{\vec{\mathbf{r}}}{r} \right]_k \\
&= \frac{2}{r} \left[\mathbf{B}\vec{\sigma} - (\mathbf{B}\vec{\sigma} \cdot \vec{\sigma}) \vec{\sigma} \right]_k. \tag{H16}
\end{aligned}$$

Hence, we may write

$$\vec{\nabla}(\vec{\sigma} \cdot \mathbf{B}\vec{\sigma}) = \frac{2}{r} \left[\mathbf{B}\vec{\sigma} - (\mathbf{B}\vec{\sigma} \cdot \vec{\sigma}) \vec{\sigma} \right]. \tag{H17}$$

Now, from Eq. (C13), we may rewrite the left hand side of the equation as

$$\vec{\nabla}(\vec{\sigma} \cdot \mathbf{B}\vec{\sigma}) = \left[\vec{\mathbf{r}} \frac{\partial}{\partial r} + \frac{1}{r} \vec{\nabla}_{\mathcal{S}} \right] (\vec{\sigma} \cdot \mathbf{B}\vec{\sigma}). \tag{H18}$$

Since $(\vec{\sigma} \cdot \mathbf{B}\vec{\sigma})$ is independent of r , we may immediately write

$$\vec{\nabla}(\vec{\sigma} \cdot \mathbf{B}\vec{\sigma}) = \frac{1}{r} \vec{\nabla}_{\mathcal{S}} (\vec{\sigma} \cdot \mathbf{B}\vec{\sigma}). \tag{H19}$$

Comparing Eqs. (H17) and (H19), we finally obtain

$$\vec{\nabla}_{\mathcal{S}} (\vec{\sigma} \cdot \mathbf{B}\vec{\sigma}) = 2 \left[\mathbf{B}\vec{\sigma} - (\mathbf{B}\vec{\sigma} \cdot \vec{\sigma}) \vec{\sigma} \right]. \tag{H20}$$

Another quantity we want to compute is

$$\begin{aligned}
& \vec{\nabla} \cdot \left[(\vec{\sigma} \cdot \mathbf{B}\vec{\sigma}) \vec{\sigma} \right] = \vec{\sigma} \cdot \vec{\nabla} [\vec{\sigma} \cdot \mathbf{B}\vec{\sigma}] + (\vec{\sigma} \cdot \mathbf{B}\vec{\sigma}) \vec{\nabla} \cdot \vec{\sigma} \\
&= \vec{\sigma} \cdot \left[\frac{2}{r} \mathbf{B}\vec{\sigma} - \frac{2}{r} (\mathbf{B}\vec{\sigma} \cdot \vec{\sigma}) \vec{\sigma} \right] + (\vec{\sigma} \cdot \mathbf{B}\vec{\sigma}) \frac{(D-1)}{r} \\
&= \frac{(D-1)}{r} (\vec{\sigma} \cdot \mathbf{B}\vec{\sigma}). \tag{H21}
\end{aligned}$$

Appendix I: Derivation of Eq. (66)

In the Cartesian coordinates in D dimensions, we may write a general position vector $\vec{\mathbf{r}} = r\vec{\sigma} = (x_1, x_2, \dots, x_D)$ and the corresponding unit vector $\vec{\sigma} = (\sigma_1, \sigma_2, \dots, \sigma_D)$ as defined in Sec. VB. Using this, we may define a new function

$$\left(\mathbb{T}^{(n)}, \vec{\mathbf{r}}^{\otimes n} \right) \equiv \sum_{i_1=1}^D \sum_{i_2=1}^D \cdots \sum_{i_n=1}^D T_{i_1, i_2, \dots, i_n}^{(n)} x_{i_1} x_{i_2} \cdots x_{i_n}, \tag{I1}$$

where $\mathbb{T}^{(n)}$ is a symmetric traceless tensor of order n . Since $x_j = r\sigma_j$ for any $j = 1, 2, \dots, D$, we may write

$$\left(\mathbb{T}^{(n)}, \vec{\mathbf{r}}^{\otimes n} \right) = r^n \left(\mathbb{T}^{(n)}, \vec{\sigma}^{\otimes n} \right), \tag{I2}$$

where $\left(\mathbb{T}^{(n)}, \vec{\sigma}^{\otimes n} \right)$ is defined in Eq. (64).

We now study the effect of the full Laplacian ∇^2 on $\left(\mathbb{T}^{(n)}, \vec{\mathbf{r}}^{\otimes n} \right)$. We first compute the k -th component of $\vec{\nabla} \left(\mathbb{T}^{(n)}, \vec{\mathbf{r}}^{\otimes n} \right)$ in the Cartesian coordinates, which reads as

$$\begin{aligned}
& \frac{\partial}{\partial x_k} \left(\mathbb{T}^{(n)}, \vec{\mathbf{r}}^{\otimes n} \right) = \sum_{i_1=1}^D \cdots \sum_{i_n=1}^D T_{i_1, i_2, \dots, i_n}^{(n)} \left[\delta_{i_1, k} x_{i_2} \cdots x_{i_n} \right. \\
& \quad \left. + x_{i_1} \delta_{i_2, k} x_{i_3} \cdots x_{i_n} + \cdots + x_{i_1} \cdots x_{i_{n-1}} \delta_{i_n, k} \right]. \tag{I3}
\end{aligned}$$

Since $\mathbb{T}^{(n)}$ is a symmetric tensor, we may simplify Eq. (I3) into

$$\frac{\partial}{\partial x_k} \left(\mathbb{T}^{(n)}, \vec{\mathbf{r}}^{\otimes n} \right) = n \sum_{i_2=1}^D \cdots \sum_{i_n=1}^D T_{k, i_2, i_3, \dots, i_n}^{(n)} x_{i_2} x_{i_3} \cdots x_{i_n}. \tag{I4}$$

Repeating the same argument, we obtain

$$\frac{\partial^2}{\partial x_k^2} \left(\mathbb{T}^{(n)}, \vec{\mathbf{r}}^{\otimes n} \right) = n(n-1) \sum_{i_2=1}^D \cdots \sum_{i_n=1}^D T_{k, k, i_3, \dots, i_n}^{(n)} x_{i_3} \cdots x_{i_n}. \tag{I5}$$

Now computing $\nabla^2 \left\langle \mathbb{T}^{(n)}, \vec{\mathbf{r}}^{\otimes n} \right\rangle$ in the Cartesian compo-

nents, we obtain

$$\begin{aligned}\nabla^2\left(\mathbb{T}^{(n)}, \bar{\mathbf{r}}^{\otimes n}\right) &= \sum_{k=1}^D \frac{\partial^2}{\partial x_k^2} \left(\mathbb{T}^{(n)}, \bar{\mathbf{r}}^{\otimes n}\right), \\ &= n(n-1) \sum_{i_2=1}^D \cdots \sum_{i_n=1}^D \left[\sum_{k=1}^D T_{k,k,i_3,\dots,i_n}^{(n)} \right] x_{i_3} \cdots x_{i_n} = 0,\end{aligned}\quad (\text{I6})$$

where in the last step, we have used the traceless property of $\mathbb{T}^{(n)}$ as given in Eq. (65).

We now compute $\nabla^2\left(\mathbb{T}^{(n)}, \bar{\mathbf{r}}^{\otimes n}\right)$ in D -dimensional spherical-polar coordinates as defined in Appendix B. Using Eq. (F2) along with Eq. (I2) and noting the fact that $\langle \mathbb{T}^{(n)}, \bar{\boldsymbol{\sigma}}^{\otimes n} \rangle$ is independent of r , we obtain

$$\begin{aligned}\nabla^2\left(\mathbb{T}^{(n)}, \bar{\mathbf{r}}^{\otimes n}\right) &= \left[\frac{D-1}{r} \frac{\partial}{\partial r} + \frac{\partial^2}{\partial r^2} + \frac{1}{r^2} \nabla_{\mathcal{S}}^2 \right] \left[r^n \left(\mathbb{T}^{(n)}, \bar{\boldsymbol{\sigma}}^{\otimes n}\right) \right], \\ &= r^{n-2} \left[n(n+D-2) \left(\mathbb{T}^{(n)}, \bar{\boldsymbol{\sigma}}^{\otimes n}\right) + \nabla_{\mathcal{S}}^2 \left(\mathbb{T}^{(n)}, \bar{\boldsymbol{\sigma}}^{\otimes n}\right) \right].\end{aligned}\quad (\text{I7})$$

Comparing Eqs. (I6) and (I7), we obtain

$$\nabla_{\mathcal{S}}^2 \left(\mathbb{T}^{(n)}, \bar{\boldsymbol{\sigma}}^{\otimes n}\right) = -n(n+D-2) \left(\mathbb{T}^{(n)}, \bar{\boldsymbol{\sigma}}^{\otimes n}\right). \quad (\text{I8})$$

Equation (I8) is the desired Eq. (66) of the main text.

Appendix J: Derivation of Eq. (67)

Using the definition of $(\mathbb{T}^{(n)}, \bar{\boldsymbol{\sigma}}^{\otimes n})$ from Eq. (64), we may write the k -th component of the integral $\int \bar{\boldsymbol{\sigma}}(\mathbb{T}^{(n)}, \bar{\boldsymbol{\sigma}}^{\otimes n}) d\Omega$ as

$$\begin{aligned}\left[\int \bar{\boldsymbol{\sigma}}(\mathbb{T}^{(n)}, \bar{\boldsymbol{\sigma}}^{\otimes n}) d\Omega \right]_k &= \sum_{i_1=1}^D \sum_{i_2=1}^D \cdots \sum_{i_n=1}^D T_{i_1,i_2,\dots,i_n}^{(n)} \int \sigma_k \sigma_{i_1} \sigma_{i_2} \cdots \sigma_{i_n} d\Omega. \quad (\text{J1})\end{aligned}$$

If n is even, then the integral contains the product of odd number of σ 's. Hence, using Eq. (K1), we immediately get $\int \bar{\boldsymbol{\sigma}}(\mathbb{T}^{(n)}, \bar{\boldsymbol{\sigma}}^{\otimes n}) d\Omega = 0$ when n is even.

When n is odd and $n \geq 3$, we compute integrals of product

of even number of σ_i 's. Using Eq. (K1), we obtain

$$\begin{aligned}\left[\int \bar{\boldsymbol{\sigma}}(\mathbb{T}^{(n)}, \bar{\boldsymbol{\sigma}}^{\otimes n}) d\Omega \right]_k &= \sum_{i_1=1}^D \sum_{i_2=1}^D \cdots \sum_{i_n=1}^D T_{i_1,i_2,\dots,i_n}^{(n)} \\ &\times \left[\frac{\Omega_D}{\prod_{k=0}^{m-1} (D+2k)} \sum_{\{\text{pairings } P\}} \prod_{(a,b) \in P} \delta_{i_a i_b} \right] \\ &= \frac{\Omega_D}{\prod_{k=0}^{m-1} (D+2k)} \sum_{\text{pairings } P} \sum_{i_1=1}^D \cdots \sum_{i_{\alpha-1}=1}^D \sum_{i_{\alpha+1}=1}^D \cdots \sum_{i_{\beta-1}=1}^D \\ &\sum_{i_{\beta+1}=1}^D \cdots \sum_{i_n=1}^D \prod_{\substack{(a,b) \in P \\ (a,b) \neq (\alpha,\beta)}} \delta_{i_a i_b} \left[\sum_{i_{\alpha}=1}^D \sum_{i_{\beta}=1}^D \delta_{i_{\alpha} i_{\beta}} \right] \\ &\times T_{i_1,\dots,i_{\alpha},\dots,i_{\beta},\dots,i_n}^{(n)}.\end{aligned}\quad (\text{J2})$$

Now the term inside the bracket in the last step is a trace of $\mathbb{T}^{(n)}$, and from Eq. (65), we know it is zero since $\mathbb{T}^{(n)}$ is a traceless tensor. Hence, $\int \bar{\boldsymbol{\sigma}}(\mathbb{T}^{(n)}, \bar{\boldsymbol{\sigma}}^{\otimes n}) d\Omega = 0$ when n is odd and $n \geq 3$.

The only case left to compute is $n = 1$. Focusing on the k -th component and using Eq. (K1), we obtain

$$\begin{aligned}\left[\int \bar{\boldsymbol{\sigma}}(\mathbb{T}^{(1)}, \bar{\boldsymbol{\sigma}}) d\Omega \right]_k &= \sum_{i_1=1}^D T_{i_1}^{(1)} \int \sigma_k \sigma_{i_1} d\Omega \\ &= \sum_{i_1=1}^D T_{i_1}^{(1)} \left[\frac{\Omega_D}{D} \delta_{i_1 k} \right] = \frac{\Omega_D}{D} T_k^{(1)},\end{aligned}\quad (\text{J3})$$

which immediately gives

$$\bar{\boldsymbol{\sigma}} \cdot \int \bar{\boldsymbol{\sigma}}'(\mathbb{T}^{(1)}, \bar{\boldsymbol{\sigma}}') d\Omega' = \frac{\Omega_D}{D} \sum_{k=1}^D T_k^{(1)} \sigma_k = \frac{\Omega_D}{D} (\mathbb{T}^{(1)}, \bar{\boldsymbol{\sigma}}). \quad (\text{J4})$$

Combining everything, we thus obtain

$$\bar{\boldsymbol{\sigma}} \cdot \int \bar{\boldsymbol{\sigma}}'(\mathbb{T}^{(n)}, \bar{\boldsymbol{\sigma}}') d\Omega' = \delta_{n,1} \frac{\Omega_D}{D} (\mathbb{T}^{(n)}, \bar{\boldsymbol{\sigma}}'). \quad (\text{J5})$$

Equation (J5) is the desired Eq. (67) of the main text.

Appendix K: Tensor Integral Formula

Let $\bar{\boldsymbol{\sigma}}$ be a D -dimensional unit vector having the form $\bar{\boldsymbol{\sigma}} = (\sigma_1, \sigma_2, \dots, \sigma_D)$ in Cartesian coordinates, then it is known

that [111–113]

$$\begin{aligned} & \int \sigma_{i_1} \sigma_{i_2} \dots \sigma_{i_n} d\Omega \\ &= 0, \quad \text{if } n = 2m + 1, \\ &= \frac{\Omega_D}{\prod_{k=0}^{m-1} (D + 2k)} \sum_{\{\text{pairings } P\}} \prod_{(a,b) \in P} \delta_{i_a i_b}, \quad \text{if } n = 2m. \end{aligned} \quad (\text{K1})$$

Appendix L: Derivation of some useful tensor integrals

The first integral we compute is $\int \vec{\sigma} (\vec{A} \cdot \vec{\sigma}) d\Omega$. Note that the result after performing the integration is a vector, whose k -th element may be written as

$$\left[\int \vec{\sigma} (\vec{A} \cdot \vec{\sigma}) d\Omega \right]_k = \sum_{j=1}^D A_j \int \sigma_k \sigma_j d\Omega = \sum_{j=1}^D A_j \left[\frac{\Omega_D}{D} \delta_{kj} \right], \quad (\text{L1})$$

where in the last step, we have used Eq. (K1). Performing the summation over j , we straightforwardly obtain $\left[\int \vec{\sigma} (\vec{A} \cdot \vec{\sigma}) d\Omega \right]_k = (\Omega_D/D) A_k$. Hence, we have

$$\int \vec{\sigma} (\vec{A} \cdot \vec{\sigma}) d\Omega = \frac{\Omega_D}{D} \vec{A}. \quad (\text{L2})$$

The second integral we compute is $\int \vec{\sigma} (\vec{\sigma} \cdot \mathbf{B} \vec{\sigma}) d\Omega$. Focusing on the k -th component, we obtain

$$\left[\int \vec{\sigma} (\vec{\sigma} \cdot \mathbf{B} \vec{\sigma}) d\Omega \right]_k = \sum_{i=1}^D \sum_{j=1}^D B_{ij} \int \sigma_i \sigma_j \sigma_k d\Omega = 0, \quad (\text{L3})$$

where in the last step, we have used Eq. (K1). Hence, we obtain

$$\int \vec{\sigma} (\vec{\sigma} \cdot \mathbf{B} \vec{\sigma}) d\Omega = 0. \quad (\text{L4})$$

The third integral we compute is $\int \vec{\sigma} (\vec{A} \cdot \vec{\sigma})^2 d\Omega$. Focusing on the k -th component, we obtain

$$\left[\int \vec{\sigma} (\vec{A} \cdot \vec{\sigma})^2 d\Omega \right]_k = \sum_{i=1}^D \sum_{j=1}^D A_i A_j \int \sigma_i \sigma_j \sigma_k d\Omega = 0, \quad (\text{L5})$$

where in the last step, we have used Eq. (K1). Hence, we obtain

$$\int \vec{\sigma} (\vec{A} \cdot \vec{\sigma})^2 d\Omega = 0. \quad (\text{L6})$$

The fourth integral we compute is $\int \vec{\sigma} (\vec{\sigma} \cdot \mathbf{B} \vec{\sigma})^2 d\Omega$. Fo-

cusing on the k -th component, we obtain

$$\begin{aligned} & \left[\int \vec{\sigma} (\vec{\sigma} \cdot \mathbf{B} \vec{\sigma})^2 d\Omega \right]_k \\ &= \sum_{i=1}^D \sum_{j=1}^D \sum_{l=1}^D \sum_{m=1}^D B_{ij} B_{lm} \int \sigma_i \sigma_j \sigma_l \sigma_m \sigma_k d\Omega = 0, \end{aligned} \quad (\text{L7})$$

where in the last step, we have used Eq. (K1). Hence, we obtain

$$\int \vec{\sigma} (\vec{\sigma} \cdot \mathbf{B} \vec{\sigma})^2 d\Omega = 0. \quad (\text{L8})$$

The fifth integral we compute is $\int \vec{\sigma} (\vec{A} \cdot \vec{\sigma}) (\vec{\sigma} \cdot \mathbf{B} \vec{\sigma}) d\Omega$. Focusing on the k -th component, we obtain

$$\begin{aligned} & \left[\int \vec{\sigma} (\vec{A} \cdot \vec{\sigma}) (\vec{\sigma} \cdot \mathbf{B} \vec{\sigma}) d\Omega \right]_k \\ &= \sum_{i=1}^D \sum_{j=1}^D \sum_{m=1}^D A_m B_{ij} \int \sigma_i \sigma_j \sigma_m \sigma_k d\Omega = \sum_{i=1}^D \sum_{j=1}^D \sum_{m=1}^D A_m B_{ij} \\ & \times \left[\frac{\Omega_D}{D(D+2)} (\delta_{ij} \delta_{mk} + \delta_{im} \delta_{jk} + \delta_{ik} \delta_{jm}) \right], \end{aligned} \quad (\text{L9})$$

where in the last step we have used Eq. (K1). Summing over the Kronecker deltas and using the fact that $\text{Tr}[\mathbf{B}] = 0$, we obtain

$$\int \vec{\sigma} (\vec{A} \cdot \vec{\sigma}) (\vec{\sigma} \cdot \mathbf{B} \vec{\sigma}) d\Omega = \frac{2\Omega_D}{D(D+2)} \mathbf{B} \vec{A}. \quad (\text{L10})$$

The sixth integral we compute is $\int \vec{\sigma} (\vec{A} \cdot \mathbf{B} \vec{\sigma}) d\Omega$. Focusing on the k -th component, we obtain

$$\begin{aligned} & \left[\int \vec{\sigma} (\vec{A} \cdot \mathbf{B} \vec{\sigma}) d\Omega \right]_k = \sum_{i=1}^D \sum_{j=1}^D A_i B_{ij} \int \sigma_j \sigma_k d\Omega \\ &= \sum_{i=1}^D \sum_{j=1}^D A_i B_{ij} \left[\frac{\Omega_D}{D} \delta_{jk} \right] = \frac{\Omega_D}{D} \sum_{i=1}^D A_i B_{ik}. \end{aligned} \quad (\text{L11})$$

Since, \mathbf{B} is a symmetric matrix, we may write $\left[\int \vec{\sigma} (\vec{A} \cdot \mathbf{B} \vec{\sigma}) d\Omega \right]_k = (\Omega_D/D) \sum_{i=1}^D B_{ki} A_i = (\Omega_D/D) [\mathbf{B} \vec{A}]_k$. Hence, we obtain

$$\int \vec{\sigma} (\vec{A} \cdot \mathbf{B} \vec{\sigma}) d\Omega = \frac{\Omega_D}{D} \mathbf{B} \vec{A}. \quad (\text{L12})$$

The seventh integral we compute is $\int \vec{\sigma} \otimes \vec{\sigma} (\vec{\sigma} \cdot \mathbf{B} \vec{\sigma}) d\Omega$.

Focusing on the mn -th component, we obtain

$$\begin{aligned} & \left[\int \vec{\sigma} \otimes \vec{\sigma} (\vec{\sigma} \cdot \mathbf{B} \vec{\sigma}) d\Omega \right]_{mn} \\ &= \sum_{i=1}^D \sum_{j=1}^D B_{ij} \int \sigma_m \sigma_n \sigma_i \sigma_j d\Omega. = \sum_{i=1}^D \sum_{j=1}^D B_{ij} \\ & \times \left[\frac{\Omega_D}{D(D+2)} (\delta_{mn} \delta_{ij} + \delta_{mi} \delta_{nj} + \delta_{mj} \delta_{ni}) \right], \quad (\text{L13}) \end{aligned}$$

where in the last step, we have used Eq. (K1). Summing over the Kronecker deltas, we finally obtain

$$\int \vec{\sigma} \otimes \vec{\sigma} (\vec{\sigma} \cdot \mathbf{B} \vec{\sigma}) d\Omega = \frac{\Omega_D}{D(D+2)} \left[\text{Tr}[\mathbf{B}] \mathbf{I}_D + 2\mathbf{B} \right]. \quad (\text{L14})$$

Using the traceless property of \mathbf{B} , we may simplify Eq. (L14) into

$$\int \vec{\sigma} \otimes \vec{\sigma} (\vec{\sigma} \cdot \mathbf{B} \vec{\sigma}) d\Omega = \frac{2\Omega_D}{D(D+2)} \mathbf{B}. \quad (\text{L15})$$

Replacing \mathbf{B} by \mathbf{B}^2 and \mathbf{B}^3 in Eq. (L14), we get

$$\int \vec{\sigma} \otimes \vec{\sigma} (\vec{\sigma} \cdot \mathbf{B}^2 \vec{\sigma}) d\Omega = \frac{\Omega_D}{D(D+2)} \left[\text{Tr}[\mathbf{B}^2] \mathbf{I}_D + 2\mathbf{B}^2 \right], \quad (\text{L16})$$

$$\int \vec{\sigma} \otimes \vec{\sigma} (\vec{\sigma} \cdot \mathbf{B}^3 \vec{\sigma}) d\Omega = \frac{\Omega_D}{D(D+2)} \left[\text{Tr}[\mathbf{B}^3] \mathbf{I}_D + 2\mathbf{B}^3 \right]. \quad (\text{L17})$$

The eighth integral we compute is $\int \vec{\sigma} \otimes \vec{\sigma} (\vec{\sigma} \cdot \mathbf{B} \vec{\sigma})^2 d\Omega$. Focusing on the mn -th component, we obtain

$$\begin{aligned} & \left[\int \vec{\sigma} \otimes \vec{\sigma} (\vec{\sigma} \cdot \mathbf{B} \vec{\sigma})^2 d\Omega \right]_{mn} \\ &= \sum_{i=1}^D \sum_{j=1}^D \sum_{k=1}^D \sum_{l=1}^D B_{ij} B_{kl} \int \sigma_m \sigma_n \sigma_i \sigma_j \sigma_k \sigma_l d\Omega. \quad (\text{L18}) \end{aligned}$$

We now use Eq. (K1) to compute the integral. Due to the traceless property of \mathbf{B} , any term containing δ_{ij} or δ_{kl} will not contribute after the summation. Considering only those

terms which will contribute, we may write Eq. (L18) as

$$\begin{aligned} & \left[\int \vec{\sigma} \otimes \vec{\sigma} (\vec{\sigma} \cdot \mathbf{B} \vec{\sigma})^2 d\Omega \right]_{mn} = \frac{\Omega_D}{D(D+2)(D+4)} \sum_{i=1}^D \\ & \sum_{j=1}^D \sum_{k=1}^D \sum_{l=1}^D B_{ij} B_{kl} \left[\delta_{mn} \delta_{ik} \delta_{jl} + \delta_{mn} \delta_{il} \delta_{jk} + \delta_{mi} \delta_{nk} \delta_{jl} \right. \\ & + \delta_{mi} \delta_{nl} \delta_{jk} + \delta_{mj} \delta_{nk} \delta_{il} + \delta_{mj} \delta_{nl} \delta_{ik} + \delta_{mk} \delta_{ni} \delta_{jl} \\ & + \delta_{mk} \delta_{nj} \delta_{il} + \delta_{ml} \delta_{ni} \delta_{jk} + \delta_{ml} \delta_{nj} \delta_{ik} \left. \right] \\ &= \frac{\Omega_D}{D(D+2)(D+4)} \left[2\delta_{mn} \sum_{i=1}^D \sum_{j=1}^D B_{ij}^2 + 8[\mathbf{B}^2]_{mn} \right] \\ &= \frac{\Omega_D}{D(D+2)(D+4)} \left[2\delta_{mn} \text{Tr}[\mathbf{B}^2] + 8[\mathbf{B}^2]_{mn} \right]. \quad (\text{L19}) \end{aligned}$$

Hence, we obtain

$$\begin{aligned} & \int \vec{\sigma} \otimes \vec{\sigma} (\vec{\sigma} \cdot \mathbf{B} \vec{\sigma})^2 d\Omega \\ &= \frac{2\Omega_D}{D(D+2)(D+4)} \left[\text{Tr}[\mathbf{B}^2] \mathbf{I}_D + 4\mathbf{B}^2 \right]. \quad (\text{L20}) \end{aligned}$$

The ninth integral we compute is $\int \vec{\sigma} \otimes \vec{\sigma} (\vec{\sigma} \cdot \mathbf{B} \vec{\sigma}) (\vec{\sigma} \cdot \mathbf{B}^2 \vec{\sigma}) d\Omega$. Focusing on the mn -th component, we obtain

$$\begin{aligned} & \left[\int \vec{\sigma} \otimes \vec{\sigma} (\vec{\sigma} \cdot \mathbf{B} \vec{\sigma}) (\vec{\sigma} \cdot \mathbf{B}^2 \vec{\sigma}) d\Omega \right]_{mn} \\ &= \sum_{i=1}^D \sum_{j=1}^D \sum_{k=1}^D \sum_{l=1}^D B_{ij} [\mathbf{B}]_{kl} \int \sigma_m \sigma_n \sigma_i \sigma_j \sigma_k \sigma_l d\Omega. \quad (\text{L21}) \end{aligned}$$

We now use Eq. (K1) to compute the integral. Due to the traceless property of \mathbf{B} , any term containing δ_{ij} will not contribute after the summation. Considering only those terms which will contribute, we may write Eq. (L21) as

$$\begin{aligned} & \left[\int \vec{\sigma} \otimes \vec{\sigma} (\vec{\sigma} \cdot \mathbf{B} \vec{\sigma}) (\vec{\sigma} \cdot \mathbf{B}^2 \vec{\sigma}) d\Omega \right]_{mn} \\ &= \frac{\Omega_D}{D(D+2)(D+4)} \sum_{i=1}^D \sum_{j=1}^D \sum_{k=1}^D \sum_{l=1}^D B_{ij} [\mathbf{B}^2]_{kl} \\ & \times \left[\delta_{mn} \delta_{ik} \delta_{jl} + \delta_{mn} \delta_{il} \delta_{jk} + \delta_{mi} \delta_{nk} \delta_{jl} + \delta_{mi} \delta_{nl} \delta_{jk} \right. \\ & + \delta_{mj} \delta_{nk} \delta_{il} + \delta_{mj} \delta_{nl} \delta_{ik} \\ & + \delta_{mk} \delta_{ni} \delta_{jl} + \delta_{mk} \delta_{nj} \delta_{il} + \delta_{ml} \delta_{ni} \delta_{jk} + \delta_{ml} \delta_{nj} \delta_{ik} \left. \right]. \quad (\text{L22}) \end{aligned}$$

Summing over the Kronecker deltas, we obtain

$$\begin{aligned}
& \left[\int \vec{\sigma} \otimes \vec{\sigma} (\vec{\sigma} \cdot \mathbf{B} \vec{\sigma}) (\vec{\sigma} \cdot \mathbf{B}^2 \vec{\sigma}) d\Omega \right]_{mn} \\
&= \frac{\Omega_D}{D(D+2)(D+4)} \left[2\delta_{mn} \sum_{i=1}^D \sum_{j=1}^D B_{ij} [\mathbf{B}^2]_{ji} \right. \\
&\quad \left. + 2B_{mn} \text{Tr}[\mathbf{B}^2] + 8[\mathbf{B}^3]_{mn} \right] \\
&= \frac{2\Omega_D}{D(D+2)(D+4)} \left[\delta_{mn} \text{Tr}[\mathbf{B}^3] + B_{mn} \text{Tr}[\mathbf{B}^2] \right. \\
&\quad \left. + 4[\mathbf{B}^3]_{mn} \right]. \tag{L23}
\end{aligned}$$

Hence, we obtain

$$\begin{aligned}
& \int \vec{\sigma} \otimes \vec{\sigma} (\vec{\sigma} \cdot \mathbf{B} \vec{\sigma}) (\vec{\sigma} \cdot \mathbf{B}^2 \vec{\sigma}) d\Omega = \frac{2\Omega_D}{D(D+2)(D+4)} \\
& \times \left[\text{Tr}[\mathbf{B}^3] \mathbf{I}_D + \text{Tr}[\mathbf{B}^2] \mathbf{B} + 4\mathbf{B}^3 \right]. \tag{L24}
\end{aligned}$$

The tenth integral we compute is $\int \vec{\sigma} \otimes \vec{\sigma} (\vec{\sigma} \cdot \mathbf{B} \vec{\sigma})^3 d\Omega$. Focusing on the mn -th component, we obtain

$$\begin{aligned}
& \left[\int \vec{\sigma} \otimes \vec{\sigma} (\vec{\sigma} \cdot \mathbf{B} \vec{\sigma})^3 d\Omega \right]_{mn} = \sum_{g=1}^D \sum_{h=1}^D \sum_{i=1}^D \sum_{j=1}^D \sum_{k=1}^D \sum_{l=1}^D \\
& B_{gh} B_{ij} B_{kl} \int \sigma_m \sigma_n \sigma_g \sigma_h \sigma_i \sigma_j \sigma_k \sigma_l d\Omega. \tag{L25}
\end{aligned}$$

From (K1) we have

$$\begin{aligned}
& \int \sigma_m \sigma_n \sigma_g \sigma_h \sigma_i \sigma_j \sigma_k \sigma_l d\Omega = \frac{\Omega_D}{D(D+2)(D+4)(D+6)} \\
& \times \sum_{\{\text{pairings } P\}} \delta_{i_a i_b} \delta_{i_c i_d} \delta_{i_e i_f} \delta_{i_g i_h}. \tag{L26}
\end{aligned}$$

Total number of such pairs is $8!/(2^4 4!) = 105$. Since it is tedious to write down all the combinations of the Kronecker deltas, we will resort to a diagrammatic method to compute the integral.

$$B_{ab} = \begin{array}{c} a \\ \diagup \\ \boxed{\mathbf{B}} \\ \diagdown \\ b \end{array}, \quad \delta_{ab} = \begin{array}{c} a \\ \vdots \\ b \end{array}, \quad \sum_{a=1}^D \sum_{b=1}^D \delta_{ab} B_{ab} = \begin{array}{c} \vdots \\ \boxed{\mathbf{B}} \\ \vdots \end{array}. \tag{L27}$$

In Eq. (L27), we have denoted symbolically the basic rules of the diagrams. If we have a term B_{ab} , we will add $\left(\begin{array}{c} \diagup \\ \boxed{\mathbf{B}} \\ \diagdown \end{array} \right)$ between the indices a and b . Similarly, if we have δ_{ab} , we will add $\left(\begin{array}{c} \vdots \\ \vdots \end{array} \right)$ between the indices a and b . If there are two lines

(one solid and one dashed) connected to the same index, then we will sum over that index.

To evaluate the integral in Eq. (L25), there are seven distinct diagrams possible, as shown below.

$$\text{I} = \begin{array}{c} \boxed{\mathbf{B}} \\ \diagup \quad \vdots \quad \diagdown \\ \boxed{\mathbf{B}} \end{array} \begin{array}{c} m \\ \vdots \\ n \end{array} = (\text{Tr}[\mathbf{B}])^3 \delta_{mn} = 0, \tag{L28}$$

$$\text{II} = \begin{array}{c} \boxed{\mathbf{B}} \\ \diagup \quad \vdots \quad \diagdown \\ \boxed{\mathbf{B}} \end{array} \begin{array}{c} m \\ \vdots \\ n \end{array} = \text{Tr}[\mathbf{B}] \text{Tr}[\mathbf{B}^2] \delta_{mn} = 0, \tag{L29}$$

$$\text{III} = \begin{array}{c} \boxed{\mathbf{B}} \\ \diagup \quad \vdots \quad \diagdown \\ \boxed{\mathbf{B}} \end{array} \begin{array}{c} m \\ \vdots \\ n \end{array} = (\text{Tr}[\mathbf{B}])^2 B_{mn} = 0, \tag{L30}$$

$$\text{IV} = \begin{array}{c} \boxed{\mathbf{B}} \\ \diagup \quad \vdots \quad \diagdown \\ \boxed{\mathbf{B}} \end{array} \begin{array}{c} m \\ \vdots \\ n \end{array} = \text{Tr}[\mathbf{B}] [\mathbf{B}^2]_{mn} = 0, \tag{L31}$$

$$\text{V} = \begin{array}{c} \boxed{\mathbf{B}} \\ \diagup \quad \vdots \quad \diagdown \\ \boxed{\mathbf{B}} \end{array} \begin{array}{c} m \\ \vdots \\ n \end{array} = \text{Tr}[\mathbf{B}^3] \delta_{mn}, \tag{L32}$$

$$\text{VI} = \text{B} \begin{array}{c} \text{B} \\ \text{B} \end{array} = \text{Tr}[\mathbf{B}^2] B_{mn}, \quad (\text{L33})$$

$$\text{VII} = \text{B} \begin{array}{c} \text{B} \\ \text{B} \end{array} = [\mathbf{B}^3]_{mn}. \quad (\text{L34})$$

Hence, only the diagrams **V**, **VI** and **VII** contribute the integral in Eq. (L25).

We now compute the degeneracy of the aforementioned diagrams. For the diagram **V**, one hand of any **B** can be contracted with one hand of another **B** in $2 \times 2 = 4$ ways. For each of these cases, the third **B** can be contracted with the open hands of the first two **B**'s in 2 ways. Hence, the total degeneracy of the diagram is 8.

For diagram **VI**, which among the three **B**'s will be contracted with the free indices m and n can be chosen in 3 ways. Upon choosing the **B** in one of these ways, which of its two hands will be connected with the free indices m and n results in a degeneracy factor of 2. The rest of the two **B**'s can be contracted among themselves in 2 ways. Hence, the total degeneracy of the diagram is 12.

For diagram **VII**, which among the three **B**'s will be contracted with the free indices m can be chosen in 3 ways. Upon choosing it, which among the rest two **B**'s will be contracted with the free indices n can be chosen in 2 ways. Upon choosing the **B**'s, in each case, we have two choices about which hand to be contracted with the free indices, m or n . After doing this, the free hands of these two **B** will be contracted with the third **B**, and it can be done in 2 ways. Hence, the total degeneracy of the diagram is $3 \times 2 \times 2 \times 2 \times 2 = 48$.

Combining everything, we obtain the value of the integral in Eq. (L25) as

$$\int \vec{\sigma} \otimes \vec{\sigma} (\vec{\sigma} \cdot \mathbf{B} \vec{\sigma})^3 d\Omega = \frac{4\Omega_D}{D(D+2)(D+4)(D+6)} \times [2\text{Tr}[\mathbf{B}^3] \mathbf{I}_D + 3\text{Tr}[\mathbf{B}^2] \mathbf{B} + 12\mathbf{B}^3]. \quad (\text{L35})$$

Appendix M: Derivation of Eq. (68)

Using the definition of $(\mathbb{T}^{(n)}, \vec{\sigma}^{\otimes n})$ from Eq. (64), we may write the km -th component of the integral $\int \vec{\sigma} \otimes$

$\vec{\sigma}(\mathbb{T}^{(n)}, \vec{\sigma}^{\otimes n}) d\Omega$ as

$$\begin{aligned} & \left[\int \vec{\sigma} \otimes \vec{\sigma} (\mathbb{T}^{(n)}, \vec{\sigma}^{\otimes n}) d\Omega \right]_{km} \\ &= \sum_{i_1=1}^D \sum_{i_2=1}^D \cdots \sum_{i_n=1}^D T_{i_1, i_2, \dots, i_n}^{(n)} \int \sigma_k \sigma_m \sigma_{i_1} \sigma_{i_2} \cdots \sigma_{i_n} d\Omega. \end{aligned} \quad (\text{M1})$$

If n is odd, then the integral contains the product of odd number of σ 's. Hence, using Eq. (K1), we immediately get $\int \vec{\sigma} \otimes \vec{\sigma} (\mathbb{T}^{(n)}, \vec{\sigma}^{\otimes n}) d\Omega = 0$ when n is odd. For even n and $n \geq 4$, following a similar argument as given in Appendix J, we may show $\int \vec{\sigma} \otimes \vec{\sigma} (\mathbb{T}^{(n)}, \vec{\sigma}^{\otimes n}) d\Omega = 0$. The only case left to compute is $n = 2$. Focusing on the km -th component and using Eq. (K1), we obtain

$$\begin{aligned} & \left[\int \vec{\sigma} \otimes \vec{\sigma} (\mathbb{T}^{(2)}, \vec{\sigma} \otimes \vec{\sigma}) d\Omega \right]_{km} \\ &= \sum_{i_1=1}^D \sum_{i_2=1}^D T_{i_1, i_2}^{(2)} \int \sigma_k \sigma_m \sigma_{i_1} \sigma_{i_2} d\Omega = \sum_{i_1=1}^D \sum_{i_2=1}^D T_{i_1, i_2}^{(2)} \\ & \times \left[\frac{\Omega_D}{D(D+2)} \left(\delta_{i_1 i_2} \delta_{mk} + \delta_{i_1 m} \delta_{i_2 k} + \delta_{i_1 k} \delta_{i_2 m} \right) \right]. \end{aligned} \quad (\text{M2})$$

Using the traceless property of $\mathbb{T}^{(2)}$, we have $\sum_{i_1=1}^D \sum_{i_2=1}^D T_{i_1, i_2}^{(2)} \delta_{i_1 i_2} = 0$. Using the symmetric property of $\mathbb{T}^{(2)}$, we further obtain $\sum_{i_1=1}^D \sum_{i_2=1}^D T_{i_1, i_2}^{(2)} \delta_{i_1 m} \delta_{i_2 k} = \sum_{i_1=1}^D \sum_{i_2=1}^D T_{i_1, i_2}^{(2)} \delta_{i_1 k} \delta_{i_2 m} = T_{km}^{(2)}$. Using these results back into Eq. (M2), we obtain

$$\left[\int \vec{\sigma} \otimes \vec{\sigma} (\mathbb{T}^{(2)}, \vec{\sigma} \otimes \vec{\sigma}) d\Omega \right]_{km} = \frac{2\Omega_D}{D(D+2)} T_{km}^{(2)}, \quad (\text{M3})$$

which immediately gives

$$\begin{aligned} & \vec{\sigma} \cdot \left[\int \vec{\sigma}' \otimes \vec{\sigma}' (\mathbb{T}^{(2)}, \vec{\sigma}' \otimes \vec{\sigma}') d\Omega' \right] \vec{\sigma} \\ &= \frac{2\Omega_D}{D(D+2)} \sum_{k=1}^D \sum_{m=1}^D T_{km}^{(2)} \sigma_k \sigma_m = \frac{2\Omega_D}{D(D+2)} (\mathbb{T}^{(2)}, \vec{\sigma} \otimes \vec{\sigma}). \end{aligned} \quad (\text{M4})$$

Combining everything, we thus obtain

$$\vec{\sigma} \cdot \left[\int \vec{\sigma}' \otimes \vec{\sigma}' (\mathbb{T}^{(n)}, \vec{\sigma}'^{\otimes n}) d\Omega' \right] \vec{\sigma} = \frac{\delta_{n,2} 2\Omega_D}{D(D+2)} (\mathbb{T}^{(n)}, \vec{\sigma}^{\otimes n}). \quad (\text{M5})$$

Equation (M5) is the desired Eq. (68) of the main text.

Appendix N: Checking of Eq. (115)

Here we show that the expression of the elements of $\mathbb{T}^{(4)}$ as given in Eq. (115) is indeed traceless and symmetric.

Since $b_4(\text{Tr}[\mathbf{B}^2], \text{Tr}[\mathbf{B}^3], \dots, \text{Tr}[\mathbf{B}^D])$ is simply a scalar, we will represent it as b_4 in this section. Hence, Eq. (115) becomes

$$\begin{aligned} T_{ijkl}^{(4)} = & b_4 \left[(B_{ij}B_{kl} + B_{ik}B_{jl} + B_{il}B_{jk}) \right. \\ & - \frac{2}{(D+2)} [\delta_{ij}[\mathbf{B}^2]_{kl} + \delta_{ik}[\mathbf{B}^2]_{jl} + \delta_{il}[\mathbf{B}^2]_{jk} \\ & + \delta_{jk}[\mathbf{B}^2]_{il} + \delta_{jl}[\mathbf{B}^2]_{ik} + \delta_{kl}[\mathbf{B}^2]_{ij}] \\ & \left. + \frac{2\text{Tr}[\mathbf{B}^2]}{(D+2)(D+4)} (\delta_{ij}\delta_{kl} + \delta_{ik}\delta_{jl} + \delta_{il}\delta_{jk}) \right]. \quad (\text{N1}) \end{aligned}$$

Since \mathbf{B} is a symmetric matrix, we have $B_{ab} = B_{ba}$ and $[\mathbf{B}^2]_{ab} = [\mathbf{B}^2]_{ba}$. Further, from the definition, we have $\delta_{ab} = \delta_{ba}$. Using these properties, we immediately see that $T_{ijkl}^{(4)}$ remains invariant under interchange of any pair of its indices, i.e., $i \leftrightarrow j$ or $i \leftrightarrow k$ or $i \leftrightarrow l$ or $j \leftrightarrow k$ or $j \leftrightarrow l$ or $k \leftrightarrow l$. Hence, $\mathbb{T}^{(4)}$ is a symmetric tensor.

Since $\mathbb{T}^{(4)}$ is symmetric, vanishing of the trace over any one pair of indices implies vanishing of all traces, indicating tracelessness of $\mathbb{T}^{(4)}$. In the following, we evaluate the trace by contracting the ij index pair. By definition, the trace is

$$\begin{aligned} & \sum_{i=1}^D \sum_{j=1}^D \delta_{ij} \mathbb{T}_{ijkl}^{(4)} \\ &= b_4 \left[\left(\sum_{i=1}^D B_{ii} \right) B_{kl} + \sum_{i=1}^D B_{ik} B_{il} + \sum_{i=1}^D B_{il} B_{ik} \right. \\ & \quad - \frac{2}{(D+4)} [(D+2)[\mathbf{B}^2]_{kl} + 2[\mathbf{B}^2]_{lk} + \delta_{kl} \left(\sum_{i=1}^D [\mathbf{B}^2]_{ii} \right)] \\ & \quad \left. + \frac{2\text{Tr}[\mathbf{B}^2]}{(D+2)(D+4)} (D\delta_{kl} + 2 \sum_{i=1}^D \delta_{il}\delta_{ik}) \right]. \quad (\text{N2}) \end{aligned}$$

Since \mathbf{B} is traceless, we have $\sum_{i=1}^D B_{ii} = 0$. The symmetric property of \mathbf{B} gives $\sum_{i=1}^D B_{ik} B_{il} = \sum_{i=1}^D B_{il} B_{ik} = [\mathbf{B}^2]_{kl}$. The symmetric property of \mathbf{B}^2 gives $[\mathbf{B}^2]_{kl} = [\mathbf{B}^2]_{lk}$. Further, from the definition, we have $\sum_{i=1}^D [\mathbf{B}^2]_{ii} = \text{Tr}[\mathbf{B}^2]$ and $\sum_{i=1}^D \delta_{il}\delta_{ik} = \delta_{kl}$. Hence, Eq. (N2) simplifies to

$$\begin{aligned} \sum_{i=1}^D \sum_{j=1}^D \delta_{ij} \mathbb{T}_{ijkl}^{(4)} = & b_4 \left[2[\mathbf{B}^2]_{kl} - \frac{2}{(D+4)} [(D+4)[\mathbf{B}^2]_{kl} \right. \\ & \left. + \text{Tr}[\mathbf{B}^2]\delta_{kl}] + \frac{2\text{Tr}[\mathbf{B}^2]}{(D+4)} \delta_{kl} \right] = 0. \quad (\text{N3}) \end{aligned}$$

We have thus proved that $\mathbb{T}^{(4)}$ is traceless and symmetric.

Appendix O: Derivation of $\vec{\nabla}_{\mathcal{S}}(\mathbb{T}^{(4)}, \vec{\sigma}^{\otimes 4})$

Similar to Appendix I, we start by defining

$$(\mathbb{T}^{(4)}, \vec{\mathbf{r}}^{\otimes 4}) \equiv \sum_{i_1=1}^D \sum_{i_2=1}^D \sum_{i_3=1}^D \sum_{i_4=1}^D T_{i_1, i_2, i_3, i_4}^{(n)} x_{i_1} x_{i_2} x_{i_3} x_{i_4}, \quad (\text{O1})$$

where $\vec{\mathbf{r}} = r\vec{\sigma} = (x_1, x_2, \dots, x_D)$, which immediately gives

$$(\mathbb{T}^{(4)}, \vec{\mathbf{r}}^{\otimes 4}) = r^4 (\mathbb{T}^{(4)}, \vec{\sigma}^{\otimes 4}). \quad (\text{O2})$$

Computing the k -th component of $(\mathbb{T}^{(4)}, \vec{\mathbf{r}}^{\otimes 4})$ in the Cartesian coordinates, we obtain using Eq. (14) that

$$\left[\vec{\nabla}(\mathbb{T}^{(4)}, \vec{\mathbf{r}}^{\otimes 4}) \right]_k = 4 \sum_{i_2=1}^D \sum_{i_3=1}^D \sum_{i_4=1}^D T_{k, i_2, i_3, i_4}^{(4)} x_{i_2} x_{i_3} x_{i_4}, \quad (\text{O3})$$

where $\vec{\nabla}$ is the full gradient operator. The right side of Eq. (O3) can be thought as the k -th Cartesian component of the vector obtained when a rank-4 tensor $\mathbb{T}^{(4)}$ is contracted with $\vec{\mathbf{r}} \otimes \vec{\mathbf{r}} \otimes \vec{\mathbf{r}}$. In this notation, we may write

$$\vec{\nabla}(\mathbb{T}^{(4)}, \vec{\mathbf{r}}^{\otimes 4}) = 4(\mathbb{T}^{(4)}, \vec{\mathbf{r}}^{\otimes 3}) = 4r^3(\mathbb{T}^{(4)}, \vec{\sigma}^{\otimes 3}). \quad (\text{O4})$$

We now compute $\vec{\nabla}(\mathbb{T}^{(4)}, \vec{\mathbf{r}}^{\otimes 4})$ in D -dimensional spherical-polar coordinates as defined in Appendix B. Using Eq. (F1) along with Eq. (O2) and noting the fact that $(\mathbb{T}^{(4)}, \vec{\sigma}^{\otimes 4})$ is independent of r , we obtain

$$\begin{aligned} \vec{\nabla}(\mathbb{T}^{(4)}, \vec{\mathbf{r}}^{\otimes 4}) &= \left[\hat{\mathbf{r}} \frac{\partial}{\partial r} + \frac{1}{r} \vec{\nabla}_{\mathcal{S}} \right] \left[r^4 (\mathbb{T}^{(4)}, \vec{\sigma}^{\otimes 4}) \right] \\ &= 4r^3 (\mathbb{T}^{(4)}, \vec{\sigma}^{\otimes 4}) \hat{\mathbf{r}} + r^3 \vec{\nabla}_{\mathcal{S}} (\mathbb{T}^{(4)}, \vec{\sigma}^{\otimes 4}). \quad (\text{O5}) \end{aligned}$$

Note that, by definition $\hat{\mathbf{r}} = \vec{\mathbf{r}}/r = \vec{\sigma}$, using which we may write

$$\vec{\nabla}(\mathbb{T}^{(4)}, \vec{\mathbf{r}}^{\otimes 4}) = 4r^3 (\mathbb{T}^{(4)}, \vec{\sigma}^{\otimes 4}) \vec{\sigma} + r^3 \vec{\nabla}_{\mathcal{S}} (\mathbb{T}^{(4)}, \vec{\sigma}^{\otimes 4}). \quad (\text{O6})$$

Comparing Eqs. (O4) and (O6), we obtain

$$\vec{\nabla}_{\mathcal{S}} (\mathbb{T}^{(4)}, \vec{\sigma}^{\otimes 4}) = 4 \left[(\mathbb{T}^{(4)}, \vec{\sigma}^{\otimes 3}) - (\mathbb{T}^{(4)}, \vec{\sigma}^{\otimes 4}) \vec{\sigma} \right]. \quad (\text{O7})$$

We now express the right hand side of Eq. (O7) in terms of \mathbf{B} and $\vec{\sigma}$ using Eq. (115). We will denote $b_4(\text{Tr}[\mathbf{B}^2], \text{Tr}[\mathbf{B}^3], \dots, \text{Tr}[\mathbf{B}^D])$ by b_4 in the following computation. Focusing on the k -th component of

$(\mathbb{T}^{(4)}, \vec{\sigma}^{\otimes 3})$ in the Cartesian coordinates, we obtain

$$\begin{aligned} \left[(\mathbb{T}^{(4)}, \vec{\sigma}^{\otimes 3}) \right]_k &= \sum_{i_2=1}^D \sum_{i_3=1}^D \sum_{i_4=1}^D T_{k,i_2,i_3,i_4}^{(4)} \sigma_{i_2} \sigma_{i_3} \sigma_{i_4} \\ &= b_4 \sum_{i_2=1}^D \sum_{i_3=1}^D \sum_{i_4=1}^D \sigma_{i_2} \sigma_{i_3} \sigma_{i_4} \left[(B_{ki_2} B_{i_3 i_4} + B_{ki_3} B_{i_2 i_4} \right. \\ &\quad \left. + B_{ki_4} B_{i_2 i_3}) - \frac{2}{(D+4)} [\delta_{ki_2} [\mathbf{B}^2]_{i_3 i_4} + \delta_{ki_3} [\mathbf{B}^2]_{i_2 i_4} \right. \\ &\quad \left. + \delta_{ki_4} [\mathbf{B}^2]_{i_2 i_3} + \delta_{i_2 i_3} [\mathbf{B}^2]_{ki_4} + \delta_{i_2 i_4} [\mathbf{B}^2]_{ki_3} + \delta_{i_3 i_4} [\mathbf{B}^2]_{ki_2}] \right. \\ &\quad \left. + \frac{2\text{Tr}[\mathbf{B}^2]}{(D+2)(D+4)} (\delta_{ki_2} \delta_{i_3 i_4} + \delta_{ki_3} \delta_{i_2 i_4} + \delta_{ki_4} \delta_{i_2 i_3}) \right] \end{aligned} \quad (\text{O8})$$

Let us focus on Eq. (O8) term by term. Firstly,

$$\begin{aligned} \sum_{i_2=1}^D \sum_{i_3=1}^D \sum_{i_4=1}^D \sigma_{i_2} \sigma_{i_3} \sigma_{i_4} B_{ki_2} B_{i_3 i_4} &= \left[\sum_{i_2=1}^D B_{ki_2} \sigma_{i_2} \right] \\ &\times \left[\sum_{i_3=1}^D \sum_{i_4=1}^D \sigma_{i_3} B_{i_3 i_4} \sigma_{i_4} \right] = [\mathbf{B}\vec{\sigma}]_k (\vec{\sigma} \cdot \mathbf{B}\vec{\sigma}). \end{aligned} \quad (\text{O9})$$

Similarly, summing over the remaining two terms of the form $B_{kb} B_{cd}$, we will also get $[\mathbf{B}\vec{\sigma}]_k (\vec{\sigma} \cdot \mathbf{B}\vec{\sigma})$. Focusing on the terms of the form $\delta_{ka} [\mathbf{B}^2]_{cd}$, we obtain

$$\sum_{i_2=1}^D \sum_{i_3=1}^D \sum_{i_4=1}^D \sigma_{i_2} \sigma_{i_3} \sigma_{i_4} \delta_{ki_2} [\mathbf{B}^2]_{i_3 i_4} = [\vec{\sigma}]_k (\vec{\sigma} \cdot \mathbf{B}^2 \vec{\sigma}). \quad (\text{O10})$$

Similarly, summing over the remaining two terms of the form $\delta_{ka} [\mathbf{B}^2]_{cd}$, we will also get $[\vec{\sigma}]_k (\vec{\sigma} \cdot \mathbf{B}^2 \vec{\sigma})$. Focusing on the terms of the form $\delta_{ab} [\mathbf{B}^2]_{kc}$, we obtain

$$\begin{aligned} \sum_{i_2=1}^D \sum_{i_3=1}^D \sum_{i_4=1}^D \sigma_{i_2} \sigma_{i_3} \sigma_{i_4} \delta_{i_2 i_3} [\mathbf{B}^2]_{ki_4} &= [\mathbf{B}^2 \vec{\sigma}]_k (\vec{\sigma} \cdot \vec{\sigma}) \\ &= [\mathbf{B}^2 \vec{\sigma}]_k. \end{aligned} \quad (\text{O11})$$

Similarly, summing over the remaining two terms of the form $\delta_{ab} [\mathbf{B}^2]_{kc}$, we will also get $[\mathbf{B}^2 \vec{\sigma}]_k$. The three remaining terms are of the form $\delta_{ka} \delta_{bc}$. Summing over each of them, we obtain $[\vec{\sigma}]_k$. Combining everything and putting it back into Eq. (O8), we obtain

$$\begin{aligned} &(\mathbb{T}^{(4)}, \vec{\sigma}^{\otimes 3}) \\ &= 3b_4 \left[(\vec{\sigma} \cdot \mathbf{B}\vec{\sigma}) \mathbf{B}\vec{\sigma} - \frac{2}{(D+4)} \left[(\vec{\sigma} \cdot \mathbf{B}^2 \vec{\sigma}) \vec{\sigma} + \mathbf{B}^2 \vec{\sigma} \right] \right. \\ &\quad \left. + \frac{2\text{Tr}[\mathbf{B}^2]}{(D+2)(D+4)} \vec{\sigma} \right]. \end{aligned} \quad (\text{O12})$$

The expansion of $(\mathbb{T}^{(4)}, \vec{\sigma}^{\otimes 4})$ in terms of \mathbf{B} and $\vec{\sigma}$ is given in Eq. (116), which reads as

$$\begin{aligned} (\mathbb{T}^{(4)}, \vec{\sigma}^{\otimes 4}) &= 3b_4 \left[(\vec{\sigma} \cdot \mathbf{B}\vec{\sigma})^2 - \frac{4}{(D+4)} (\vec{\sigma} \cdot \mathbf{B}^2 \vec{\sigma}) \right. \\ &\quad \left. + \frac{2\text{Tr}[\mathbf{B}^2]}{(D+2)(D+4)} \right]. \end{aligned} \quad (\text{O13})$$

Substituting Eqs. (O12) and (O13) back into Eq. (O7), we finally obtain

$$\begin{aligned} \vec{\nabla}_{\mathcal{J}} (\mathbb{T}^{(4)}, \vec{\sigma}^{\otimes 4}) &= 12b_4 \left[(\vec{\sigma} \cdot \mathbf{B}\vec{\sigma}) \mathbf{B}\vec{\sigma} + \frac{2}{(D+4)} (\vec{\sigma} \cdot \mathbf{B}^2 \vec{\sigma}) \vec{\sigma} \right. \\ &\quad \left. - (\vec{\sigma} \cdot \mathbf{B}\vec{\sigma})^2 \vec{\sigma} - \frac{2}{(D+4)} \mathbf{B}^2 \vec{\sigma} \right]. \end{aligned} \quad (\text{O14})$$

Appendix P: Checking of Eqs. (135) and (136)

Using Eq. (16), we may write

$$\nabla^2 (\vec{\sigma} \cdot \mathbf{B}^2 \vec{\sigma}) = 2 \sum_{k=1}^D [\mathbf{B}^2]_{k,k} = 2\text{Tr} [\mathbf{B}^2], \quad (\text{P1})$$

where $[\mathbf{B}^2]_{k,k}$ is the k -th diagonal element of the matrix \mathbf{B}^2 . Similarly, from Eq. (17), we obtain

$$\nabla^2 (\vec{\sigma} \cdot \mathbf{B}^2 \vec{\sigma}) = 2D (\vec{\sigma} \cdot \mathbf{B}^2 \vec{\sigma}) + \nabla_{\mathcal{J}}^2 (\vec{\sigma} \cdot \mathbf{B}^2 \vec{\sigma}). \quad (\text{P2})$$

Comparing Eqs. (P1) and (P2) gives

$$\nabla_{\mathcal{J}}^2 (\vec{\sigma} \cdot \mathbf{B}^2 \vec{\sigma}) = -2D \left[(\vec{\sigma} \cdot \mathbf{B}^2 \vec{\sigma}) - \frac{1}{D} \text{Tr} [\mathbf{B}^2] \right]. \quad (\text{P3})$$

Noting that $\text{Tr} [\mathbf{B}^2]$ is independent of $\vec{\sigma}$ and therefore $\nabla_{\mathcal{J}}^2 \text{Tr} [\mathbf{B}^2] = 0$, we may rewrite Eq. (P3) as

$$\left[\nabla_{\mathcal{J}}^2 + 2D \right] \left[(\vec{\sigma} \cdot \mathbf{B}^2 \vec{\sigma}) - \frac{1}{D} \text{Tr} [\mathbf{B}^2] \right] = 0. \quad (\text{P4})$$

This immediately gives from the definition (132) of the projector operator \mathcal{P}_4 that

$$\mathcal{P}_4 \left[(\vec{\sigma} \cdot \mathbf{B}^2 \vec{\sigma}) - \frac{1}{D} \text{Tr} [\mathbf{B}^2] \right] = 0. \quad (\text{P5})$$

Equation (P5) is the desired Eq. (135) of the main text.

From Eq. (18), we have

$$\nabla_{\mathcal{J}}^2 (\mathbb{T}^{(4)}, \vec{\sigma}^{\otimes 4}) = -4(D+2) (\mathbb{T}^{(n)}, \vec{\sigma}^{\otimes n}). \quad (\text{P6})$$

Hence, we have

$$\left[\nabla_{\mathcal{J}}^2 + 2D \right] (\mathbb{T}^{(4)}, \vec{\sigma}^{\otimes 4}) = -2(D+4) (\mathbb{T}^{(n)}, \vec{\sigma}^{\otimes n}). \quad (\text{P7})$$

From the definition of the projector operator \mathcal{P}_4 from

Eq. (132), we may write

$$\begin{aligned}\mathcal{P}_4\left(\mathbb{T}^{(4)}, \vec{\sigma}^{\otimes 4}\right) &= \frac{\nabla_{\mathcal{S}}^2 \left[\nabla_{\mathcal{S}}^2 + 2D \right]}{8(D+2)(D+4)} \left(\mathbb{T}^{(4)}, \vec{\sigma}^{\otimes 4} \right) \\ &= \frac{1}{4(D+2)} \nabla_{\mathcal{S}}^2 \left(\mathbb{T}^{(4)}, \vec{\sigma}^{\otimes 4} \right) \\ &= \left(\mathbb{T}^{(4)}, \vec{\sigma}^{\otimes 4} \right).\end{aligned}\quad (\text{P8})$$

Equation (P8) is the desired Eq. (136) of the main text.

-
- [1] Yoseph Imry and Shang-keng Ma. Random-field instability of the ordered state of continuous symmetry. *Phys. Rev. Lett.*, 35:1399–1401, Nov 1975.
 - [2] Amnon Aharony, Yoseph Imry, and Shang-keng Ma. Lowering of dimensionality in phase transitions with random fields. *Phys. Rev. Lett.*, 37:1364–1367, Nov 1976.
 - [3] Daniel S. Fisher. Random transverse field ising spin chains. *Phys. Rev. Lett.*, 69:534–537, Jul 1992.
 - [4] Matthias Vojta. Excitation spectra of disordered dimer magnets near quantum criticality. *Phys. Rev. Lett.*, 111:097202, Aug 2013.
 - [5] Samuel Frederick Edwards and Phil W Anderson. Theory of spin glasses. *Journal of Physics F: Metal Physics*, 5(5):965, 1975.
 - [6] Giorgio Parisi. Infinite number of order parameters for spin-glasses. *Physical Review Letters*, 43(23):1754, 1979.
 - [7] Massimo Bernaschi, Isidoro Gonzalez-Adalid Pemartin, Víctor Martín-Mayor, and Giorgio Parisi. The quantum transition of the two-dimensional ising spin glass. *Nature*, 631(8022):749–754, 2024.
 - [8] Amnon Aharony and A Brooks Harris. Absence of self-averaging and universal fluctuations in random systems near critical points. *Physical review letters*, 77(18):3700, 1996.
 - [9] Shai Wiseman and Eytan Domany. Lack of self-averaging in critical disordered systems. *Physical Review E*, 52(4):3469, 1995.
 - [10] Dietrich Belitz, Theodore R Kirkpatrick, and Thomas Vojta. Annealed disorder, rare regions, and local moments: A novel mechanism for metal-insulator transitions. *Physical Review Letters*, 84(22):5176, 2000.
 - [11] Jaegon Um, Hyunsuk Hong, and Hyunggyu Park. Validity of annealed approximation in a high-dimensional system. *Scientific Reports*, 14(1):6816, 2024.
 - [12] Francesco Ferraro, Christian Grilletta, Amos Maritan, Samir Suweis, and Sandro Azaele. Exact solution of dynamical mean-field theory for a linear system with annealed disorder. *Journal of Statistical Mechanics: Theory and Experiment*, 2025(2):023301, 2025.
 - [13] CL Baldwin and B Swingle. Quenched vs annealed: Glassiness from sk to syk. *Physical Review X*, 10(3):031026, 2020.
 - [14] Abdul N. Malmi-Kakkada, Oriol T. Valls, and Chandan Dasgupta. Ising model on a random network with annealed or quenched disorder. *Phys. Rev. B*, 90:024202, Jul 2014.
 - [15] Ruijie Xu and Sergei Nechaev. When quenched and annealed pinning transitions coincide? a directed walk near a corrugated wall in disorders of various types. *arXiv preprint arXiv:2507.15332*, 2025.
 - [16] Leiming Chen, Chiu Fan Lee, Ananyo Maitra, and John Toner. Packed swarms on dirt: Two-dimensional incompressible flocks with quenched and annealed disorder. *Phys. Rev. Lett.*, 129:188004, Oct 2022.
 - [17] Tsunglin Liu and Ralf Bundschuh. Quantification of the differences between quenched and annealed averaging for rna secondary structures. *Physical Review E—Statistical, Nonlinear, and Soft Matter Physics*, 72(6):061905, 2005.
 - [18] Arkadiusz Jedrzejewski and Katarzyna Sznajd-Weron. Person-situation debate revisited: Phase transitions with quenched and annealed disorders. *Entropy*, 19(8):415, 2017.
 - [19] Bartłomiej Nowak, Bartosz Stoń, and Katarzyna Sznajd-Weron. Discontinuous phase transitions in the multi-state noisy q-voter model: Quenched vs. annealed disorder. *Scientific Reports*, 11(1):6098, 2021.
 - [20] John Buck and Elisabeth Buck. Biology of synchronous flashing of fireflies. *Nature*, 211:562–564, 1966.
 - [21] C. M. Gray, P. König, A. K. Engel, and W. Singer. Oscillatory responses in cat visual cortex exhibit inter-columnar synchronization which reflects global stimulus properties. *Nature*, 338(6213):334–337, 1989.
 - [22] Zoltán Neda, Erzsébet Ravasz, Yves Brechet, Tamás Vicsek, and A-L Barabási. The sound of many hands clapping. *Nature*, 403(6772):849–850, 2000.
 - [23] Arthur T Winfree. *The geometry of biological time*, volume 2. Springer, 1980.
 - [24] S. Cobb, E. Buhl, K. Halasy, O. Paulsen, and P. Somogyi. Synchronization of neuronal activity in hippocampus by individual gabaergic interneurons. *Nature*, 378:75–78, 1995.
 - [25] Leonid L. Rubchinsky, Choongseok Park, and Robert M. Worth. Intermittent neural synchronization in parkinson’s disease. *Nonlinear Dynamics*, 68(3):329–346, 2012. Epub 2011 Oct 8.
 - [26] Raphaël Sarfati, Julie C. Hayes, Élie Sarfati, and Orit Peleg. Spatio-temporal reconstruction of emergent flash synchronization in firefly swarms via stereoscopic 360-degree cameras. *Journal of the Royal Society Interface*, 17(170):20200179, 2020.
 - [27] André Weber, Werner Zuschratter, and Marcus J. B. Hauser. Partial synchronisation of glycolytic oscillations in yeast cell populations. *Scientific Reports*, 10:19714, 2020.
 - [28] Raphael Sarfati, Kunaal Joshi, Owen Martin, Julie C Hayes, Srividya Iyer-Biswas, and Orit Peleg. Emergent periodicity in the collective synchronous flashing of fireflies. *eLife*, 12:e78908, mar 2023.
 - [29] AN Zaikin and AM Zhabotinsky. Concentration wave propagation in two-dimensional liquid-phase self-oscillating system. *Nature*, 225(5232):535–537, 1970.
 - [30] István Z. Kiss, Yumei Zhai, and John L. Hudson. Emerging

- coherence in a population of chemical oscillators. *Science*, 296(5573):1676–1678, 2002.
- [31] Annette F. Taylor, Mark R. Tinsley, Fang Wang, Zhaoyang Huang, and Kenneth Showalter. Dynamical quorum sensing and synchronization in large populations of chemical oscillators. *Science*, 323(5914):614–617, 2009.
- [32] Boris S. Dmitriev, Alexander E. Hramov, Alexey A. Koronovskii, Andrey V. Starodubov, Dmitriy I. Trubetskov, and Yurii D. Zharkov. First experimental observation of generalized synchronization phenomena in microwave oscillators. *Phys. Rev. Lett.*, 102:074101, Feb 2009.
- [33] Adilson E Motter, Seth A Myers, Marian Anghel, and Takashi Nishikawa. Spontaneous synchrony in power-grid networks. *Nature Physics*, 9(3):191–197, 2013.
- [34] Amirhossein Sajadi, Rick Wallace Kenyon, and Bri-Mathias Hodge. Synchronization in electric power networks with inherent heterogeneity up to 100% inverter-based renewable generation. *Nature communications*, 13(1):2490, 2022.
- [35] Tony E. Lee and H. R. Sadeghpour. Quantum synchronization of quantum van der pol oscillators with trapped ions. *Phys. Rev. Lett.*, 111:234101, Dec 2013.
- [36] Yuzuru Kato, Naoki Yamamoto, and Hiroya Nakao. Semi-classical phase reduction theory for quantum synchronization. *Phys. Rev. Res.*, 1:033012, Oct 2019.
- [37] Arif Warsi Laskar, Pratik Adhikary, Suprodip Mondal, Parag Katiyar, Sai Vinjanampathy, and Saikat Ghosh. Observation of quantum phase synchronization in spin-1 atoms. *Phys. Rev. Lett.*, 125:013601, Jul 2020.
- [38] Liyun Zhang, Zhao Wang, Yucheng Wang, Junhua Zhang, Zhigang Wu, Jianwen Jie, and Yao Lu. Quantum synchronization of a single trapped-ion qubit. *Phys. Rev. Res.*, 5:033209, Sep 2023.
- [39] Sébastien Wälti. Stock market synchronization and monetary integration. *Journal of International Money and Finance*, 30(1):96–110, 2011.
- [40] Nian zhi Guo and Anthony H. Tu. Stock market synchronization and institutional distance. *Finance Research Letters*, 42:101934, 2021.
- [41] Mige Baltakiene, Kestutis Baltakys, and Juho Kanninen. Trade synchronization and social ties in stock markets. *EPJ Data Science*, 11:54, 2022.
- [42] Y Kuramoto. *Chemical oscillations, waves, and turbulence*. Springer, 1984.
- [43] Steven H Strogatz and Renato E Mirollo. Stability of incoherence in a population of coupled oscillators. *Journal of Statistical Physics*, 63:613–635, 1991.
- [44] Steven H. Strogatz. From kuramoto to crawford: exploring the onset of synchronization in populations of coupled oscillators. *Physica D: Nonlinear Phenomena*, 143(1):1–20, 2000.
- [45] Juan A. Acebrón, L. L. Bonilla, Conrad J. Pérez Vicente, Félix Ritort, and Renato Spigler. The kuramoto model: A simple paradigm for synchronization phenomena. *Rev. Mod. Phys.*, 77:137–185, Apr 2005.
- [46] Edward Ott and Thomas M Antonsen. Low dimensional behavior of large systems of globally coupled oscillators. *Chaos: An Interdisciplinary Journal of Nonlinear Science*, 18(3):037113, September 2008.
- [47] Jan R. Engelbrecht and Renato Mirollo. Is the ott-antonsen manifold attracting? *Phys. Rev. Res.*, 2:023057, Apr 2020.
- [48] Shamik Gupta, Alessandro Campa, and Stefano Ruffo. Kuramoto model of synchronization: equilibrium and nonequilibrium aspects. *Journal of Statistical Mechanics: Theory and Experiment*, 2014(8):R08001, aug 2014.
- [49] Arkady Pikovsky and Michael Rosenblum. Dynamics of globally coupled oscillators: Progress and perspectives. *Chaos: An Interdisciplinary Journal of Nonlinear Science*, 25(9), 2015.
- [50] S. Gupta, A. Campa, and S. Ruffo. *Statistical Physics of Synchronization*. SpringerBriefs in Complexity. Springer International Publishing, 2018.
- [51] Victor Buendía. Mesoscopic theory for coupled stochastic oscillators. *Phys. Rev. Lett.*, 134:197201, May 2025.
- [52] C. R. Laing. Chimera states in heterogeneous networks. *Chaos*, 19:013113, 2009.
- [53] Sarthak Chandra, Michelle Girvan, and Edward Ott. Continuous versus discontinuous transitions in the D -dimensional generalized kuramoto model: Odd D is different. *Phys. Rev. X*, 9:011002, Jan 2019.
- [54] J. Pantaleone. Stability of incoherence in an isotropic gas of oscillating neutrinos. *Phys. Rev. D*, 58:073002, Aug 1998.
- [55] Steen Hannestad, Georg G. Raffelt, Günter Sigl, and Yvonne Y. Y. Wong. Self-induced conversion in dense neutrino gases: Pendulum in flavor space. *Phys. Rev. D*, 74:105010, Nov 2006.
- [56] Sergio Pastor, Georg Raffelt, and Dmitry V. Semikoz. Physics of synchronized neutrino oscillations caused by self-interactions. *Phys. Rev. D*, 65:053011, Feb 2002.
- [57] Xiaoting Zhang and Wei Zou. Stability of uniformly incoherent state in the d -dimensional generalized kuramoto model. *Chaos: An Interdisciplinary Journal of Nonlinear Science*, 35(8):083120, 08 2025.
- [58] Ricardo Fariello and Marcus A.M. de Aguiar. Exploring the phase diagrams of multidimensional kuramoto models. *Chaos, Solitons & Fractals*, 179:114431, 2024.
- [59] Sarthak Chandra and Edward Ott. Observing microscopic transitions from macroscopic bursts: Instability-mediated resetting in the incoherent regime of the d -dimensional generalized kuramoto model. *Chaos: An Interdisciplinary Journal of Nonlinear Science*, 29(3), 2019.
- [60] Sarthak Chandra, Michelle Girvan, and Edward Ott. Complexity reduction ansatz for systems of interacting orientable agents: Beyond the kuramoto model. *Chaos: An Interdisciplinary Journal of Nonlinear Science*, 29(5), 2019.
- [61] Ana Elisa D. Barioni and Marcus A.M. de Aguiar. Complexity reduction in the 3d kuramoto model. *Chaos, Solitons & Fractals*, 149:111090, 2021.
- [62] Ana Elisa D Barioni and Marcus AM de Aguiar. Ott–antonsen ansatz for the d -dimensional kuramoto model: A constructive approach. *Chaos: An Interdisciplinary Journal of Nonlinear Science*, 31(11), 2021.
- [63] Max Lipton, Renato Mirollo, and Steven H Strogatz. The kuramoto model on a sphere: Explaining its low-dimensional dynamics with group theory and hyperbolic geometry. *Chaos: An Interdisciplinary Journal of Nonlinear Science*, 31(9), 2021.
- [64] Hyungjin Huh and Dohyun Kim. Critical threshold for synchronizability of high-dimensional kuramoto oscillators under higher-order interactions. *Chaos: An Interdisciplinary Journal of Nonlinear Science*, 34(12), 2024.
- [65] Guilherme S. Costa, Marcel Novaes, Ricardo Fariello, and Marcus A. M. de Aguiar. Synchronization of identical oscillators on a sphere: Exact results with external forces and higher-order interactions. *Phys. Rev. E*, 112:054216, Nov 2025.
- [66] K. Kovalenko, X. Dai, K. Alfaro-Bittner, A. M. Raigorodskii, M. Perc, and S. Boccaletti. Contrarians synchronize beyond the limit of pairwise interactions. *Phys. Rev. Lett.*, 127:258301, Dec 2021.
- [67] Dohyun Kim. Cluster synchrony of high-dimensional kuramoto models with higher-order couplings. *SIAM Journal*

- on Control and Optimization, 59(6):4110–4135, 2021.
- [68] M A Lohe. Higher-order synchronization on the sphere. *Journal of Physics: Complexity*, 3(1):015003, dec 2021.
- [69] Wei Zou. Solvable dynamics of the three-dimensional kuramoto model with frequency-weighted coupling. *Phys. Rev. E*, 109:034215, Mar 2024.
- [70] Seungjae Lee, Yeonsu Jeong, Seung-Woo Son, and Katharina Krischer. Volcano transition in a system of generalized kuramoto oscillators with random frustrated interactions. *Journal of Physics A: Mathematical and Theoretical*, 57(8):085702, feb 2024.
- [71] Xinmiao Wei, Shanshan Peng, and Jiandong Zhu. Exponential synchronization for nonidentical high-dimensional kuramoto model. *Systems & Control Letters*, 177:105554, 2023.
- [72] Johan Markdahl, Daniele Proverbio, La Mi, and Jorge Goncalves. Almost global convergence to practical synchronization in the generalized kuramoto model on networks over the n -sphere. *Communications Physics*, 4(1):187, 2021.
- [73] X. Dai, X. Li, H. Guo, D. Jia, M. Perc, P. Manshour, Z. Wang, and S. Boccaletti. Discontinuous transitions and rhythmic states in the d -dimensional kuramoto model induced by a positive feedback with the global order parameter. *Phys. Rev. Lett.*, 125:194101, Nov 2020.
- [74] Shanshan Peng and Jianquan Lu. Almost global synchronization of amplitude-dependent high-dimensional kuramoto model. *Physica D: Nonlinear Phenomena*, 471:134448, 2025.
- [75] Wei Zou, Sujuan He, D. V. Senthilkumar, and Jürgen Kurths. Solvable dynamics of coupled high-dimensional generalized limit-cycle oscillators. *Phys. Rev. Lett.*, 130:107202, Mar 2023.
- [76] Guilherme L Buzanello, Ana Elisa D Barioni, and Marcus AM de Aguiar. Matrix coupling and generalized frustration in kuramoto oscillators. *Chaos: An Interdisciplinary Journal of Nonlinear Science*, 32(9), 2022.
- [77] Chongzhi Wang, Haibin Shao, Ying Tan, and Dewei Li. Binary system modes of matrix-coupled multidimensional oscillators. *New Journal of Physics*, 26(6):063009, jun 2024.
- [78] Marcus A. M. de Aguiar. Generalized frustration in the multi-dimensional kuramoto model. *Phys. Rev. E*, 107:044205, Apr 2023.
- [79] Wei Zou, Xiaoting Zhang, and Jürgen Kurths. Synchronization transition via rhythmic states in the four-dimensional kuramoto model with isoclinic rotations. *Chaos: An Interdisciplinary Journal of Nonlinear Science*, 35(12), 2025.
- [80] Jiangsheng Wang, Changgui Gu, Wei Zou, Haiying Wang, Huijie Yang, Man Wang, and Jürgen Kurths. Higher-order simplicial synchronization in coupled d -dimensional topological kuramoto model. *Phys. Rev. Res.*, 7:023103, Apr 2025.
- [81] Xiang Ling, Wen-Bin Ju, Ning Guo, Kong-Jin Zhu, Chao-Yun Wu, and Qing-Yi Hao. Effects of topological characteristics on rhythmic states of the d -dimensional kuramoto model in complex networks. *Chaos: An Interdisciplinary Journal of Nonlinear Science*, 32(1), 2022.
- [82] X. Dai, K. Kovalenko, M. Molodyk, Z. Wang, X. Li, D. Musatov, A.M. Raigorodskii, K. Alfaro-Bittner, G.D. Cooper, G. Bianconi, and S. Boccaletti. D -dimensional oscillators in simplicial structures: Odd and even dimensions display different synchronization scenarios. *Chaos, Solitons & Fractals*, 146:110888, 2021.
- [83] Johan Markdahl, Johan Thunberg, and Jorge Goncalves. High-dimensional kuramoto models on stiefel manifolds synchronize complex networks almost globally. *Automatica*, 113:108736, 2020.
- [84] Vladimir Jaćimović and Ron Hommelsheim. Learning symmetries and non-euclidean data representations via collective dynamics of generalized kuramoto oscillators. *Physica D: Nonlinear Phenomena*, 483:134953, 2025.
- [85] Chunming Zheng, Ralf Toenjes, and Arkady Pikovsky. Transition to synchrony in a three-dimensional swarming model with helical trajectories. *Phys. Rev. E*, 104:014216, Jul 2021.
- [86] Chunming Zheng and Ralf Tönjes. Noise-induced swarming of active particles. *Phys. Rev. E*, 106:064601, Dec 2022.
- [87] Hiroaki Daido. Multibranch entrainment and scaling in large populations of coupled oscillators. *Phys. Rev. Lett.*, 77:1406–1409, Aug 1996.
- [88] Hiroaki Daido. Onset of cooperative entrainment in limit-cycle oscillators with uniform all-to-all interactions: bifurcation of the order function. *Physica D: Nonlinear Phenomena*, 91(1):24–66, 1996.
- [89] M. Komarov and A. Pikovsky. The kuramoto model of coupled oscillators with a bi-harmonic coupling function. *Physica D: Nonlinear Phenomena*, 289:18–31, 2014.
- [90] Rupak Majumder, Julien Barré, and Shamik Gupta. Finite-size fluctuations for stochastic coupled oscillators: A generic theory. *arXiv*, 2504.05260, 2025.
- [91] Steven H. Strogatz, Renato E. Mirollo, and Paul C. Matthews. Coupled nonlinear oscillators below the synchronization threshold: Relaxation by generalized landau damping. *Physical Review Letters*, 68:2730–2733, May 1992.
- [92] John D. Crawford. Amplitude expansions for instabilities in populations of globally-coupled oscillators. *Journal of Statistical Physics*, 74(5–6):1047–1084, 1994. Received: 28 September 1993; Issue date: March 1994.
- [93] John D. Crawford and K. T. R. Davies. Synchronization of globally coupled phase oscillators: singularities and scaling for general couplings. *Physica D: Nonlinear Phenomena*, 125(1):1–46, 1999.
- [94] Hayato Chiba. A proof of the kuramoto conjecture for a bifurcation structure of the infinite-dimensional kuramoto model. *Ergodic Theory and Dynamical Systems*, 35(3):762–834, 2015.
- [95] J. Barré and D. Métivier. Bifurcations and singularities for coupled oscillators with inertia and frustration. *Physical Review Letters*, 117:214102, November 2016.
- [96] Hayato Chiba, Georgi S. Medvedev, and Matthew S. Mizuhara. Bifurcations in the kuramoto model on graphs. *Chaos: An Interdisciplinary Journal of Nonlinear Science*, 28(7), 2018.
- [97] David Métivier and Shamik Gupta. Bifurcations in the time-delayed kuramoto model of coupled oscillators: Exact results. *Journal of Statistical Physics*, 176(2):279–298, 2019.
- [98] David Métivier, Lucas Wetzol, and Shamik Gupta. Onset of synchronization in networks of second-order kuramoto oscillators with delayed coupling: Exact results and application to phase-locked loops. *Physical Review Research*, 2:023183, may 2020.
- [99] Hidetsugu Sakaguchi. Cooperative phenomena in coupled oscillator systems under external fields. *Progress of theoretical physics*, 79(1):39–46, 1988.
- [100] Shamik Gupta, Alessandro Campa, and Stefano Ruffo. *Statistical Physics of Synchronization*, volume 48 of *Springer Series in Synergetics*. Springer, 2018.
- [101] The case with frequency disorder will be reported elsewhere.
- [102] S. I. Denisov, W. Horsthemke, and P. Hänggi. Generalized fokker-planck equation: Derivation and exact solutions. *The European Physical Journal B*, 68(4):567–575, 2009.
- [103] D. A. Varshalovich, A. N. Moskalev, and V. K. Khersonskii. *Quantum Theory of Angular Momentum*. World Scientific

- Publishing Company, Singapore, 1988.
- [104] Francisco Gonzalez Ledesma and Matthew Mewes. Spherical-harmonic tensors. *Phys. Rev. Res.*, 2:043061, Oct 2020.
 - [105] George E Andrews, Richard Askey, and Ranjan Roy. *Special functions*, volume 71. Cambridge university press Cambridge, 1999.
 - [106] J.P. Jarić. On the decomposition of symmetric tensors into traceless symmetric tensors. *International Journal of Engineering Science*, 41(18):2123–2141, 2003.
 - [107] Mrinal Sarkar and Shamik Gupta. Synchronization in the kuramoto model in presence of stochastic resetting. *Chaos: An Interdisciplinary Journal of Nonlinear Science*, 32(7), 2022.
 - [108] Anish Acharya, Mrinal Sarkar, and Shamik Gupta. Stationary-state dynamics of interacting phase oscillators in presence of noise and stochastic resetting. *Phys. Rev. E*, 112:014215, Jul 2025.
 - [109] Rupak Majumder, Rohitashwa Chattopadhyay, and Shamik Gupta. Kuramoto model subject to subsystem resetting: How resetting a part of the system may synchronize the whole of it. *Phys. Rev. E*, 109:064137, Jun 2024.
 - [110] Anish Acharya, Rupak Majumder, and Shamik Gupta. Manipulating phases in many-body interacting systems with subsystem resetting. *Phys. Rev. Lett.*, 135:127103, Sep 2025.
 - [111] Hermann Weyl. On the volume of tubes. *American Journal of Mathematics*, 61(2):461–472, 1939.
 - [112] C. P. Calderón, R. Fong, R. E. Miles, and A. R. Wade. Integration of monomials over the unit sphere and unit ball in \mathbb{R}^n . *arXiv preprint*, 2025.
 - [113] Wikipedia contributors. Isserlis’s theorem — Wikipedia, the free encyclopedia, 2025. [Online; accessed 8-January-2026].