

Quantum Theory and Unusual Dielectric Functions of Graphene

V. M. Mostepanenko and G. L. Klimchitskaya

*Central Astronomical Observatory at Pulkovo of the Russian Academy of Sciences, St. Petersburg, 196140, Russia and
Peter the Great Saint Petersburg Polytechnic University, Saint Petersburg, 195251, Russia*

We address the spatially nonlocal dielectric functions of graphene at any frequency derived starting from the first principles of thermal quantum field theory using the formalism of the polarization tensor. After a brief review of this formalism, the longitudinal and transverse dielectric functions are considered at any relationship between the frequency and the wave vector. The analytic properties of their real and imaginary parts are investigated at low and high frequencies. Emphasis is given to the double pole at zero frequency which arises in the transverse dielectric function. The role of this unusual property for solving the problem of disagreement between experiment and theory in the Casimir effect is discussed. We guess that a more complete dielectric response of ordinary metals should also be spatially nonlocal and its transverse part may possess the double pole in the region of evanescent waves.

I. INTRODUCTION

It is common knowledge that quantum physics originated in 1900 from the work of Max Planck who derived the distribution law for the monochromatic radiation, introduced a concept of the quantum of energy and the new fundamental constant h now known as the Planck constant [1]. In 1905, Albert Einstein arrived at a concept of the quanta of light, which were later called photons, and explained on this basis the photoelectric effect [2]. However, the first quantum theory, quantum mechanics, was created one hundred years ago by Werner Heisenberg (1925) [3] and Erwin Schrödinger (1926) [4]. The relativistic quantum mechanics formulated by Paul Dirac in 1928 [5] introduced the concept of antiparticles and opened a way to the formulation of quantum field theory and its applications to all fundamental interactions of nature during the twentieth century.

For a long time, it was believed that quantum theory is only needed to describe very small submicroscopic objects on atomic and even subatomic scales. Later it was understood, however, that there are a lot of macroscopic quantum phenomena characterized by the scales greatly exceeding the atomic ones. These are the superconductivity, superfluidity, quantum Hall and Josephson effects, Bose-Einstein condensation, the Casimir effect etc. Currently the macroscopic quantum phenomena are not of only an academic interest, but are widely used in many technological and industrial applications, as well as in metrology.

Considerable recent attention has been focussed on various novel materials described by quantum theory, and the two-dimensional sheet of carbon atoms called graphene occupies a prominent place among them. Graphene is remarkable for many reasons including its unique mechanical, electrical and optical properties [6–8]. At energies below approximately 3 eV, graphene is well described by the Dirac model. This means that the field of either massless or very light electronic quasiparticles in graphene satisfies the (2+1)-dimensional Dirac equation rather than the Schrödinger equation which describes the standard quasiparticles considered in condensed matter physics. In doing so, the Fermi velocity in graphene $v_F \approx c/300$ plays the same role as the speed of light c in the usual Dirac equation.

The response of graphene to the electromagnetic field is spatially nonlocal. It is commonly described by the tensors of electric conductivity or dielectric permittivity. For a graphene sheet in the absence of constant magnetic field, these tensors are characterized by the two functions each depending on frequency ω , the two-dimensional wave vector \mathbf{q} and on temperature T (for the gapped and doped graphene they also depend on the mass gap parameter and chemical potential). These are the longitudinal σ^L and transverse σ^T conductivities and the corresponding dielectric functions ε^L and ε^T . In the case of two spatial dimensions, the dielectric functions are expressed in terms of conductivities as [9, 10]

$$\varepsilon^{L,T}(\omega, \mathbf{q}) = 1 + \frac{2\pi i q}{\omega} \sigma^{L,T}(\omega, \mathbf{q}), \quad (1)$$

where $q = |\mathbf{q}| = \sqrt{q_1^2 + q_2^2}$. This means that in the Gaussian units used here and below the conductivities of graphene have the dimension of cm/s (for the three-dimensional materials, the dimension of conductivity is 1/s).

The response functions of graphene were investigated in both the spatially local ($\mathbf{q} = 0, \varepsilon^L = \varepsilon^T = \varepsilon$) and nonlocal cases using a number of more or less phenomenological approaches such as the hydrodynamic model [11–13], Boltzmann transport theory and the Drude model [14–22], current-current correlation functions and the random phase approximation [23–32], density-functional theory [33, 34], Kubo response theory [35–46], modeling graphene optics in terms of Lorentz-type oscillators [47] and by using the Fresnel reflection coefficients [48], etc. (see also the reviews [49–51]). The obtained results are of different levels of accuracy and areas of application. In the framework of the Dirac model, however, the response functions of graphene can be found exactly starting from the first principles of thermal quantum field theory using the formalism of the polarization tensor in (2+1)-dimensions.

In this article, we discuss the properties of the longitudinal and transverse dielectric functions of graphene expressed in the framework of the quantum field theory via the components of the polarization tensor. The dependence of these functions on

frequency is investigated over the entire region of positive frequencies (the dependence of the dielectric function of graphene on temperature is investigated in Ref. [52]). It is shown that these functions possess some usual properties characteristic of common materials. Thus, they satisfy the Kramers-Kronig relations, go to unity with an indefinitely increasing frequency, and have the positive imaginary parts as it must be in accordance with the second law of thermodynamics [53]. At the same time, we demonstrate that the transverse dielectric function of graphene possesses an unusual property by having the double pole at zero frequency (it is generally believed that at zero frequency the response functions of metallic and dielectric materials have a single pole and are regular, respectively). We propose that in the region of evanescent waves the transverse dielectric function of ordinary metals may have the double pole as well.

We start in Section 2 with a brief review of the most necessary results regarding the polarization tensor of graphene. Then in Section 3 we consider the properties of dielectric functions of graphene expressed via the polarization tensor at low frequencies. Section 4 is devoted to the case of high frequencies. Sections 5 and 6 contain the discussion and our conclusions. For the sake of clarity in presentation, all mathematical equations are written for the case of a pristine graphene possessing the zero mass gap parameter and chemical potential. However, all the results presented below remain valid for the gapped and doped graphene sheets.

II. POLARIZATION TENSOR OF GRAPHENE

In the one-loop approximation, the interaction of electronic quasiparticles in graphene with the electromagnetic field is described by the quasiparticle loop diagram having two photon legs. It is represented by the polarization tensor $\Pi_{\mu\nu}$, where $\mu, \nu = 0, 1, 2$. At zero temperature, the polarization tensor has long been calculated within (2+1)-dimensional quantum field theory [54, 55]. Specifically for graphene, whose properties are temperature-dependent, the polarization tensor was studied in detail at both zero and nonzero temperature [35, 56–60]. In the latter case, the formalism of thermal quantum field theory in the Matsubara formulation has been used.

The expressions for the polarization tensor of graphene valid over the entire plane of complex frequency, including the real frequency axis, were obtained in [61, 62] (the previously obtained expressions [60] are valid only at the pure imaginary Matsubara frequencies). They were used for investigation of the electric conductivity [63–66] and reflectivity [67–69] of graphene, as well as of the Casimir and Casimir-Polder forces in out-of-thermal-equilibrium graphene systems [70–75].

All components of the polarization tensor can be expressed via the two independent quantities [60], e.g., via Π_{00} and

$$\Pi(\omega, \mathbf{q}) = q^2 \Pi_{\mu}^{\mu}(\omega, \mathbf{q}) + \left(\frac{\omega^2}{c^2} - q^2 \right) \Pi_{00}(\omega, \mathbf{q}). \quad (2)$$

There are different but mathematically equivalent representations for the quantities Π_{00} and Π . Below we use that ones presented in Ref. [70].

Note that the entire range of positive frequencies from zero to infinity can be divided into the regions of evanescent, $0 < \omega < cq$, and propagating, $\omega \geq cq$, waves. In its turn, in the region of evanescent waves, it is convenient to separate the subregion of strongly evanescent waves, $0 < \omega < v_F q$. The explicit expressions for Π_{00} and Π have different forms in the regions $0 < \omega < v_F q$ and $\omega > v_F q$. We start with the region $0 < \omega < v_F q$, i.e., with the strongly evanescent waves. In this region, for Π_{00} one has [70]

$$\begin{aligned} \text{Re } \Pi_{00}(\omega, \mathbf{q}) = & \frac{\pi \alpha \hbar c q^2}{\sqrt{v_F^2 q^2 - \omega^2}} + \frac{8 \alpha \hbar c}{v_F^2} \left\{ \frac{\ln 2}{\beta} \right. \\ & \left. + \frac{1}{2 \sqrt{v_F^2 q^2 - \omega^2}} \left[\int_0^{v_F q - \omega} \frac{dx}{e^{\beta x} + 1} F_1(x) - \int_0^{v_F q + \omega} \frac{dx}{e^{\beta x} + 1} F_2(x) \right] \right\} \end{aligned} \quad (3)$$

and

$$\text{Im } \Pi_{00}(\omega, \mathbf{q}) = \frac{4 \alpha \hbar c}{v_F^2 \sqrt{v_F^2 q^2 - \omega^2}} \left[\int_{v_F q - \omega}^{\infty} \frac{dx}{e^{\beta x} + 1} F_3(x) - \int_{v_F q + \omega}^{\infty} \frac{dx}{e^{\beta x} + 1} F_4(x) \right], \quad (4)$$

where $\alpha = e^2/(\hbar c)$ is the fine structure constant, $\beta = \hbar/(2k_B T)$, k_B being the Boltzmann constant, and

$$F_{1,2}(x) = \sqrt{v_F^2 q^2 - (x \pm \omega)^2}, \quad F_{3,4}(x) = \sqrt{(x \pm \omega)^2 - v_F^2 q^2}.$$

In a similar way, for Π one obtains [70]

$$\begin{aligned} \text{Re } \Pi(\omega, \mathbf{q}) &= \frac{\pi\alpha\hbar q^2}{c} \sqrt{v_F^2 q^2 - \omega^2} + \frac{8\alpha\hbar}{v_F^2 c} \left\{ \frac{\omega^2 \ln 2}{\beta} \right. \\ &\quad \left. + \frac{\sqrt{v_F^2 q^2 - \omega^2}}{2} \left[\int_0^{v_F q - \omega} \frac{dx}{e^{\beta x} + 1} \frac{(x + \omega)^2}{F_1(x)} - \int_0^{v_F q + \omega} \frac{dx}{e^{\beta x} + 1} \frac{(x - \omega)^2}{F_2(x)} \right] \right\} \end{aligned} \quad (5)$$

and

$$\text{Im } \Pi(\omega, \mathbf{q}) = \frac{4\alpha\hbar}{v_F^2 c} \sqrt{v_F^2 q^2 - \omega^2} \left[\int_{v_F q + \omega}^{\infty} \frac{dx}{e^{\beta x} + 1} \frac{(x - \omega)^2}{F_4(x)} - \int_{v_F q - \omega}^{\infty} \frac{dx}{e^{\beta x} + 1} \frac{(x + \omega)^2}{F_3(x)} \right]. \quad (6)$$

In the remaining region of evanescent waves $v_F q < \omega < cq$ and in the region of propagating waves $\omega \geq cq$, the quantities Π_{00} and Π are given by the unified expressions [70]. Thus, for Π_{00} one has

$$\begin{aligned} \text{Re } \Pi_{00}(\omega, \mathbf{q}) &= \frac{4\alpha\hbar c}{v_F^2} \left\{ \frac{2 \ln 2}{\beta} - \frac{1}{\sqrt{\omega^2 - v_F^2 q^2}} \right. \\ &\quad \left. \times \left[\int_0^{\infty} \frac{dx}{e^{\beta x} + 1} F_3(x) - \int_{\omega + v_F q}^{\infty} \frac{dx}{e^{\beta x} + 1} F_4(x) + \int_0^{v_F q - \omega} \frac{dx}{e^{\beta x} + 1} F_4(x) \right] \right\} \end{aligned} \quad (7)$$

and

$$\text{Im } \Pi_{00}(\omega, \mathbf{q}) = \frac{\alpha\hbar c}{\sqrt{\omega^2 - v_F^2 q^2}} \left[\pi q^2 - \frac{4}{v_F^2} \int_{-v_F q}^{v_F q} dx \frac{\sqrt{v_F^2 q^2 - x^2}}{e^{\beta(\omega+x)} + 1} \right]. \quad (8)$$

For Π the following expressions are valid

$$\begin{aligned} \text{Re } \Pi(\omega, \mathbf{q}) &= \frac{4\alpha\hbar}{v_F^2 c} \left\{ \frac{2\omega^2 \ln 2}{\beta} - \sqrt{\omega^2 - v_F^2 q^2} \right. \\ &\quad \left. \times \left[\int_0^{\infty} \frac{dx}{e^{\beta x} + 1} \frac{(x + \omega)^2}{F_3(x)} - \int_{\omega + v_F q}^{\infty} \frac{dx}{e^{\beta x} + 1} \frac{(x - \omega)^2}{F_4(x)} + \int_0^{\omega - v_F q} \frac{dx}{e^{\beta x} + 1} \frac{(x - \omega)^2}{F_4(x)} \right] \right\} \end{aligned} \quad (9)$$

and

$$\text{Im } \Pi(\omega, \mathbf{q}) = \frac{\alpha\hbar}{v_F^2 c} \sqrt{\omega^2 - v_F^2 q^2} \left[-\pi v_F^2 q^2 + 4 \int_{-v_F q}^{v_F q} \frac{dx}{e^{\beta(\omega+x)} + 1} \frac{x^2}{\sqrt{v_F^2 q^2 - x^2}} \right]. \quad (10)$$

The polarization tensor is gauge-invariant and, as a consequence, satisfies the transversality condition [54–62]

$$q^\mu \Pi_{\mu\nu}(\omega, \mathbf{q}) = 0, \quad q^\mu = (\omega/c, q^1, q^2). \quad (11)$$

Now we use an expression for the current arising due an application of the electromagnetic field

$$J^\mu(\omega, \mathbf{q}) = \frac{c}{4\pi\hbar} \Pi^{\mu\nu}(\omega, \mathbf{q}) A_\nu(\omega, \mathbf{q}), \quad (12)$$

where A_ν is the vector potential, and the microscopic relativistically covariant Ohm's law [76]

$$J^\mu(\omega, \mathbf{q}) = \sigma^{\mu\nu}(\omega, \mathbf{q}) E_\nu(\omega, \mathbf{q}), \quad (13)$$

where E_ν is the 3-vector of the electric field (see also Ref. [77] for a definition of the relativistically covariant vectors of electric and magnetic fields). By employing Eqs. (12), (13) and $E_\nu = (i\omega/c)A_\nu$, one expresses the tensor of electric conductivity via the polarization tensor [23, 78–82]

$$\sigma^{\mu\nu}(\omega, \mathbf{q}) = \frac{c^2}{4\pi\hbar} \frac{\Pi^{\mu\nu}(\omega, \mathbf{q})}{i\omega}. \quad (14)$$

With the help of this equation, the longitudinal and transverse conductivities of graphene are presented in the form [63–66]

$$\sigma^L(\omega, \mathbf{q}) = -\frac{i\omega}{4\pi\hbar q^2} \Pi_{00}(\omega, \mathbf{q}), \quad \sigma^T(\omega, \mathbf{q}) = \frac{ic^2}{4\pi\hbar q^2 \omega} \Pi(\omega, \mathbf{q}). \quad (15)$$

Finally, using Eq. (1), for the longitudinal and transverse dielectric functions of graphene we obtain [63, 83]

$$\varepsilon^L(\omega, \mathbf{q}) = 1 + \frac{1}{2\hbar q} \Pi_{00}(\omega, \mathbf{q}), \quad \varepsilon^T(\omega, \mathbf{q}) = 1 - \frac{c^2}{2\hbar q \omega^2} \Pi(\omega, \mathbf{q}). \quad (16)$$

Note that recently the basics of quantum field theoretical approach to a description of the electric conductivity and dielectric response of graphene were cast under doubt. It was noticed [84] that some of the results obtained using quantum field theory are in disagreement with those following from the Kubo model. Based on the Kubo formula, the polarization tensor $\Pi^{\mu\nu}$ in Refs. (12) and (14) was replaced with the so-called "regularized" quantity $\tilde{\Pi}^{\mu\nu}$ defined as [84]

$$\tilde{\Pi}^{\mu\nu}(\omega, \mathbf{q}) = \Pi^{\mu\nu}(\omega, \mathbf{q}) - \lim_{\omega \rightarrow 0} \Pi^{\mu\nu}(\omega, \mathbf{q}). \quad (17)$$

It was shown, however, that the polarization tensor $\Pi^{\mu\nu}$ is defined uniquely and cannot be modified with no violation of first principles of quantum theory [85]. The derivation of Eq. (15) with $\tilde{\Pi}_{\mu\nu}(\omega, \mathbf{q})$ in place of $\Pi_{\mu\nu}(\omega, \mathbf{q})$ from the Kubo formula in Ref. [84] used the nonrelativistic concept of causality rather than the relativistic one as would be correct for the Dirac model. Specifically, Ref. [84] applied the one-sided Fourier transforms from 0 to ∞ instead of the two-sided one from $-\infty$ to ∞ , which must be used in the relativistic theory, and obtained the subtracted term in Eq. (17) making an integration by parts in the integral from 0 to ∞ . This resulted in a violation of the gauge invariance and in other physically unacceptable consequences [86].

Thus, there is no any contradiction between the results obtained using the quantum field theory and the Kubo model if the latter is applied correctly. When using the two-sided Fourier transforms, as one should do in application to the relativistic systems, such as graphene, the Kubo formula results in the correct Eq. (14) with the polarization tensor $\Pi^{\mu\nu}$ [86].

III. DIELECTRIC FUNCTIONS OF GRAPHENE AT LOW FREQUENCIES

Here, we consider the properties of both the longitudinal and transverse dielectric functions of graphene in the region of strongly evanescent waves $0 < \omega < v_F q$. Substituting Eqs. (3) and (4) in the first equality of Eq. (16), the real and imaginary parts of the longitudinal dielectric function are found in the form

$$\begin{aligned} \text{Re } \varepsilon^L(\omega, \mathbf{q}) = 1 + \frac{\pi\alpha c q}{2\sqrt{v_F^2 q^2 - \omega^2}} + \frac{4\alpha c}{v_F^2 q} \left\{ \frac{\ln 2}{\beta} \right. \\ \left. + \frac{1}{2\sqrt{v_F^2 q^2 - \omega^2}} \left[\int_0^{v_F q - \omega} \frac{dx}{e^{\beta x} + 1} F_1(x) - \int_0^{v_F q + \omega} \frac{dx}{e^{\beta x} + 1} F_2(x) \right] \right\} \end{aligned} \quad (18)$$

and

$$\text{Im } \varepsilon^L(\omega, \mathbf{q}) = \frac{2\alpha c}{v_F^2 q \sqrt{v_F^2 q^2 - \omega^2}} \left[\int_{v_F q - \omega}^{\infty} \frac{dx}{e^{\beta x} + 1} F_3(x) - \int_{v_F q + \omega}^{\infty} \frac{dx}{e^{\beta x} + 1} F_4(x) \right]. \quad (19)$$

As is seen in Eqs. (18) and (19), in the limiting case $\omega \rightarrow 0$ one has

$$\begin{aligned} \lim_{\omega \rightarrow 0} \text{Re } \varepsilon^L(\omega, \mathbf{q}) &= 1 + \frac{\pi\alpha c}{2v_F} + \frac{8\alpha c \ln 2}{v_F^2 q} \frac{k_B T}{\hbar}, \\ \lim_{\omega \rightarrow 0} \text{Im } \varepsilon^L(\omega, \mathbf{q}) &= 0, \end{aligned} \quad (20)$$

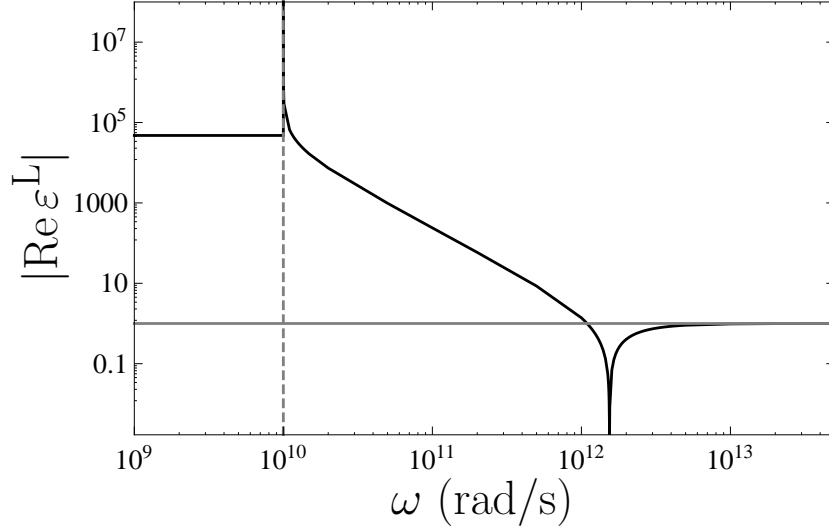


FIG. 1: The magnitude of real part of the longitudinal dielectric function of graphene is shown versus frequency for $T = 300$ K and $q = 100 \text{ cm}^{-1}$ in the logarithmic scale. The threshold at $\omega = v_F q$ is marked by the dashed vertical line.

i.e., the longitudinal dielectric function of graphene is regular at zero frequency. From Eq. (19) it is seen that $\text{Im } \varepsilon^L(\omega, \mathbf{q}) > 0$ because the integrand in the first integral is larger than in the second and integrated over the wider interval.

As an example, in Figure 1, $\text{Re } \varepsilon^L$ given by Eq. (18) is shown at $T = 300$ K, $q = 100 \text{ cm}^{-1} \approx 1.24 \times 10^{-2} \text{ eV}$ as the function of frequency in the region to the left of the vertical dashed line $\omega = v_F q \approx 10^{10} \text{ rad/s}$ $n \approx 6.58 \times 10^{-6} \text{ eV}$. When ω approaches $v_F q$, $\text{Re } \varepsilon^L$ goes to infinity.

Figure. 2 shows the imaginary part of the longitudinal response function of graphene, $\text{Im } \varepsilon^L$, given by Eq. (19) at $T = 300$ K, $q = 100 \text{ cm}^{-1}$ as the function of frequency in the region to the left of the vertical dashed line $\omega = v_F q$. As is seen in Figure 2, $\text{Im } \varepsilon^L$ goes to infinity when ω approaches $v_F q$ from the left, as it does $\text{Re } \varepsilon^L$.

The real and imaginary parts of the transverse dielectric function of graphene at low frequencies are obtained by substituting Eqs. (5) and (6) to the second equation in (16). The result is

$$\begin{aligned} \text{Re } \varepsilon^T(\omega, \mathbf{q}) = & 1 - \frac{\pi \alpha c q}{2 \omega^2} \sqrt{v_F^2 q^2 - \omega^2} - \frac{4 \alpha c}{v_F^2 q} \frac{\ln 2}{\beta} \\ & - \frac{2 \alpha c \sqrt{v_F^2 q^2 - \omega^2}}{v_F^2 q \omega^2} \left[\int_0^{v_F q - \omega} \frac{dx}{e^{\beta x} + 1} \frac{(x + \omega)^2}{F_1(x)} - \int_0^{v_F q + \omega} \frac{dx}{e^{\beta x} + 1} \frac{(x - \omega)^2}{F_2(x)} \right] \end{aligned} \quad (21)$$

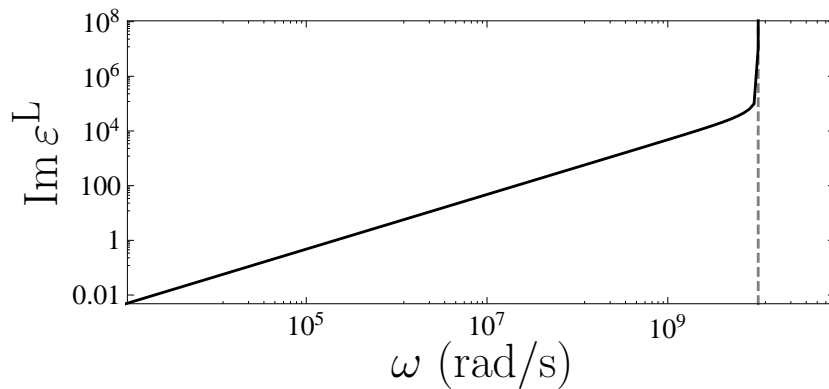


FIG. 2: The imaginary part of the longitudinal dielectric function of graphene is shown versus frequency for $T = 300$ K and $q = 100 \text{ cm}^{-1}$ in the logarithmic scale. The threshold at $\omega = v_F q$ is marked by the dashed vertical line.

and

$$\text{Im } \varepsilon^T(\omega, q) = \frac{2\alpha c}{v_F^2 q \omega^2} \sqrt{v_F^2 q^2 - \omega^2} \left[\int_{v_F q - \omega}^{\infty} \frac{dx}{e^{\beta x} + 1} \frac{(x + \omega)^2}{F_3(x)} - \int_{v_F q + \omega}^{\infty} \frac{dx}{e^{\beta x} + 1} \frac{(x - \omega)^2}{F_4(x)} \right]. \quad (22)$$

Now we consider the behavior of $\text{Re } \varepsilon^T$ and $\text{Im } \varepsilon^T$ in the limiting case $\omega \rightarrow 0$. From (21) it is seen that the second term on the r.h.s. behaves as $-A/\omega^2$, where $A = \pi\alpha c v_F q^2/2$, i.e., $\text{Re } \varepsilon^T$ has the double pole at $\omega = 0$ which is very unusual. Recall that the commonly used Drude dielectric function of metals has the single pole at zero frequency, whereas for dielectrics the dielectric functions are regular at all frequencies. The formal presence of a double pole is typical for the plasma model. In the case of conventional metals, it is applicable only at high frequencies belonging to the far ultraviolet and roentgen regions [53]. We note that the case of a double pole appearing in $\text{Re } \varepsilon^T$ for graphene is not similar to the plasma oscillations in superconductors which are described by the dielectric permittivities possessing the double pole at zero frequency [87–95]. The point is that the electric current in semiconductors associated with the double pole in the dielectric function is real and depends only on frequency in the local London limit. By contrast, in graphene the double pole is present only at $q \neq 0$ and the associated electric current is pure imaginary.

The behavior of the last term in Eq. (21) in the limiting case $\omega \rightarrow 0$ is not so evident. To determine it, we introduce the parameter $\kappa \equiv \omega/(v_F q)$ and perform the changes of variables $t = x/(v_F q) \pm \kappa$ in the first and second integrals in the squared brackets, respectively. Then one obtains

$$\int_0^{v_F q - \omega} \frac{dx}{e^{\beta x} + 1} \frac{(x + \omega)^2}{F_1(x)} - \int_0^{v_F q + \omega} \frac{dx}{e^{\beta x} + 1} \frac{(x - \omega)^2}{F_2(x)} = v_F^2 q^2 (I_1 + I_2), \quad (23)$$

where

$$I_1 = \int_{\kappa}^1 \frac{t^2 dt}{\sqrt{1-t^2}} \left(\frac{1}{e^{\gamma t} e^{-\gamma \kappa} + 1} - \frac{1}{e^{\gamma t} e^{\gamma \kappa} + 1} \right),$$

$$I_2 = \int_{-\kappa}^{\kappa} \frac{dt}{e^{\gamma t} e^{\gamma \kappa} + 1} \frac{t^2}{\sqrt{1-t^2}}, \quad \gamma \equiv v_F q \beta. \quad (24)$$

Under the condition $\omega \ll v_F q$, i.e. $\kappa \ll 1$, at fixed q , $T \neq 0$, we expand the integrand in I_1 in powers of the small parameter $\beta \kappa$ and obtain

$$I_1 = \gamma \kappa B_1 + O(\gamma^3 \kappa^3), \quad B_1 \equiv 2 \int_0^1 \frac{t^2 dt}{\sqrt{1-t^2}} \frac{e^{\gamma t}}{(e^{\gamma t} + 1)^2}. \quad (25)$$

By making similar expansion in I_2 , one finds that in the lowest order $I_2 = \kappa^3/3$ and, thus, it does not contribute to the behavior of $\text{Re } \varepsilon^T$ at low frequencies.

As a result, substituting Eqs. (23) and (25) to Eq. (21), for the low-frequency behavior of the real part of transverse dielectric function of graphene one finds

$$\text{Re } \varepsilon^T(\omega, q) = 1 - 8 \ln 2 \frac{\alpha c}{v_F^2 q} \frac{k_B T}{\hbar} - \frac{\alpha \hbar c v_F q^2}{k_B T} \frac{B_1}{\omega} - \frac{\pi \alpha c v_F q^2}{2 \omega^2}. \quad (26)$$

Note that the "regularized" polarization tensor (17) was introduced in Ref. [84] with the aim to remove the last term in Eq. (26) which was considered by the authors of Ref. [84] as "nonphysical". The presence of this term, however, is in agreement with all physical principles and was confirmed experimentally by measuring the Casimir force in graphene systems [97, 98]. Using the current-current correlation functions [27] and the polarization tensor [60], it was predicted that in the systems with a graphene layer at nonzero temperature the Casimir force reaches the high-temperature asymptotics equal to one-half of that valid for ideal metals already at short separations. According to Ref. [27], for graphene the high-temperature regime is reached under the condition $ak_B T \gtrsim \hbar v_F \approx 0.0033 \hbar c$. Using the formalism of the polarization tensor, Ref. [60] indicates the application condition of the high-temperature regime for the system of a pristine graphene sheet parallel to a metallic plate as $ak_B T \gg \alpha \ln \alpha^{-1} \hbar c / [2\zeta(3)] \approx 0.015 \hbar c$, where $\zeta(z)$ is the Riemann zeta function (note that Ref. [60] uses the units with $\hbar = c = k_B = 1$). Employing the more exact asymptotic expressions for the polarization tensor, it was shown [96] that for this system the high-temperature regime takes place under a less severe condition

$$ak_B T \gg \frac{\hbar v_F^2}{8 \ln 2 \alpha c} \approx 0.000276 \hbar c. \quad (27)$$

This condition is in numerical agreement with that of Ref. [27], but, according to the condition of Ref. [60], the high-temperature regime begins at much larger values of $ak_B T$. The results of numerical computations [96] are in agreement with the application condition [27] of the high-temperature regime. The resulting unusually big finite-temperature Casimir effect in graphene systems calculated using the polarization tensor was measured in Refs. [97, 98].

Now we consider the imaginary part of ε^T given by Eq. (22). By performing the same changes of variables as above, $t = x/(v_F q) \pm \kappa$, in the first and second integrals in the square brackets, respectively, and expanding in powers of the small parameter $\beta\kappa$ like this was done in the integral I_1 in Eq. (24), we obtain

$$\begin{aligned} & \int_{v_F q - \omega}^{\infty} \frac{dx}{e^{\beta x} + 1} \frac{(x + \omega)^2}{F_3(x)} - \int_{v_F q + \omega}^{\infty} \frac{dx}{e^{\beta x} + 1} \frac{(x - \omega)^2}{F_4(x)} \\ &= v_F^2 q^2 \int_1^{\infty} \frac{t^2 dt}{\sqrt{1-t^2}} \left(\frac{1}{e^{\gamma t} e^{-\gamma \kappa} + 1} - \frac{1}{e^{\gamma t} e^{\gamma \kappa} + 1} \right) = v_F^2 q^2 [\gamma \kappa B_2 + O(\gamma^3 \kappa^3)], \end{aligned} \quad (28)$$

where

$$B_2 \equiv 2 \int_1^{\infty} \frac{t^2 dt}{\sqrt{t^2 - 1}} \frac{e^{\gamma t}}{(e^{\gamma t} + 1)^2}. \quad (29)$$

Substituting Eq. (28) in Eq. (22), the low-frequency behavior of the imaginary part of transverse dielectric function of graphene takes the form

$$\text{Im } \varepsilon^T(\omega, q) = \frac{\alpha \hbar c v_F q^2}{k_B T} \frac{B_2}{\omega}. \quad (30)$$

It is seen that the second line of Eq. (28) is evidently positive and, thus, $\text{Im } \varepsilon^T > 0$ as it should be.

In Figure 3, $|\text{Re } \varepsilon^T|$ given by Eq. (21) is shown as the function of frequency in the region $\omega < v_F q$ for the same values of T and q as in Figures 1 and 2. When ω approaches $v_F q$, $\text{Re } \varepsilon^T$ approaches the negative constant. The asymptotic expression (26) is well applicable at all $\omega < v_F q$.

Figure 4 shows the imaginary part of the transverse response function of graphene, $\text{Im } \varepsilon^T$, given by Eq. (22) at $T = 300$ K, $q = 100 \text{ cm}^{-1}$ as the function of frequency in the region to the left of the vertical line $\omega = v_F q$. As is seen in Figure 4, $\text{Im } \varepsilon^T$ goes to zero when ω approaches $v_F q$ from the left. The asymptotic expression (30) is well applicable for $\omega < 2 \times 10^9 \text{ rad/s}$.

As opposed to Eq. (20) for ε^L , where one can consider the limit of zero T , Eqs. (26) and (30) for ε^T are obtained under a condition $T \neq 0$. The exact expressions for ε^T for any ω at $T = 0$ are [99]

$$\text{Im } \varepsilon^T(\omega, q) = \begin{cases} -\frac{\pi \alpha q c}{\omega^2} \sqrt{v_F^2 q^2 - \omega^2}, & \omega < v_F q, \\ i \frac{\pi \alpha q c}{2\omega^2} \sqrt{\omega^2 - v_F^2 q^2}, & \omega > v_F q. \end{cases} \quad (31)$$

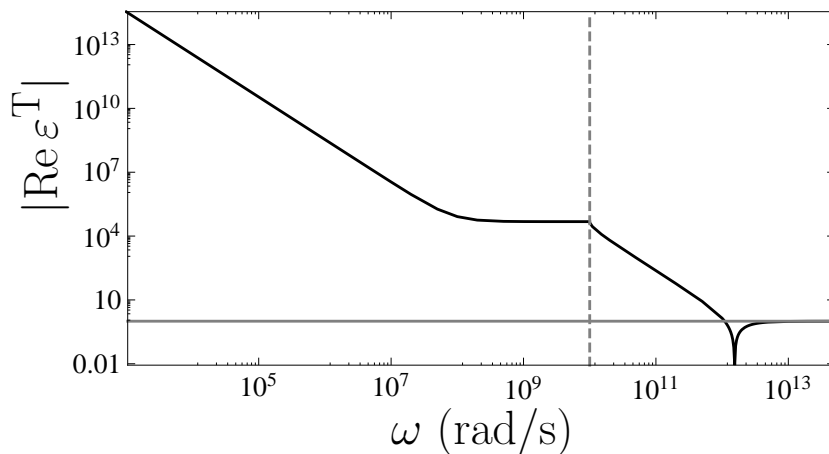


FIG. 3: The magnitude of real part of the transverse dielectric function of graphene is shown versus frequency for $T = 300$ K and $q = 100 \text{ cm}^{-1}$ in the logarithmic scale. The threshold at $\omega = v_F q$ is marked by the dashed vertical line.

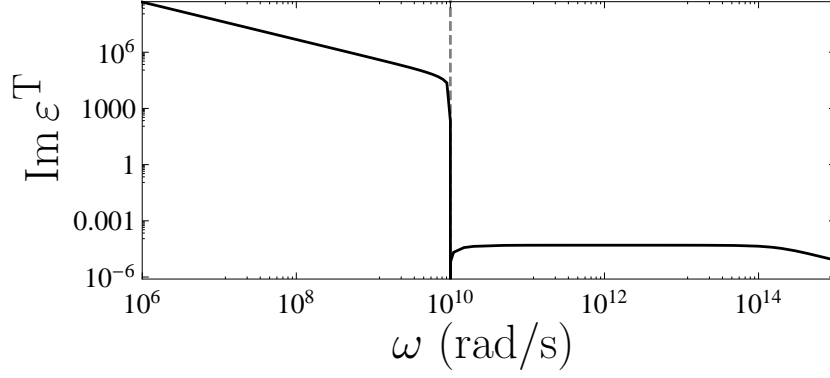


FIG. 4: The imaginary part of the transverse dielectric function of graphene is shown versus frequency for $T = 300$ K and $q = 100 \text{ cm}^{-1}$ in the logarithmic scale. The threshold at $\omega = v_F q$ is marked by the dashed vertical line.

Thus, at zero temperature the double pole at zero frequency in ε^T is preserved. Note that for graphene the limiting transitions of ω and T to zero are not interchangeable.

IV. DIELECTRIC FUNCTIONS OF GRAPHENE AT HIGH FREQUENCIES

Now we consider the longitudinal and transverse dielectric functions of graphene at all frequencies satisfying the condition $\omega > v_F q$. This includes the region of evanescent waves $v_F q < \omega < cq$ and the region of propagating waves $\omega \geq cq$.

The real and imaginary parts of the longitudinal dielectric function are obtained by substituting Eqs. (7) and (8) in the first equality of Eq. (16)

$$\begin{aligned} \text{Re } \varepsilon^L(\omega, \mathbf{q}) = & 1 + \frac{2\alpha c}{v_F^2 q} \left\{ \frac{2 \ln 2}{\beta} - \frac{1}{\sqrt{\omega^2 - v_F^2 q^2}} \right. \\ & \times \left[\int_0^\infty \frac{dx}{e^{\beta x} + 1} F_3(x) - \int_{\omega+v_F q}^\infty \frac{dx}{e^{\beta x} + 1} F_4(x) + \int_0^{v_F q - \omega} \frac{dx}{e^{\beta x} + 1} F_4(x) \right] \Bigg\} \end{aligned} \quad (32)$$

and

$$\text{Im } \varepsilon^L(\omega, \mathbf{q}) = \frac{\alpha c}{2q \sqrt{\omega^2 - v_F^2 q^2}} \left[\pi q^2 - \frac{4}{v_F^2} \int_{-v_F q}^{v_F q} dx \frac{\sqrt{v_F^2 q^2 - x^2}}{e^{\beta(\omega+x)} + 1} \right]. \quad (33)$$

We consider first the limiting value of $\text{Re } \varepsilon^L$ when $\omega \rightarrow \infty$. By introducing the new integration variable $y = x - \omega$ in the second integral of Eq. (32), we obtain

$$-\int_{\omega+v_F q}^\infty \frac{dx}{e^{\beta x} + 1} F_4(x) = -\int_{v_F q}^\infty \frac{dy}{e^{\beta(\omega+y)} + 1} \sqrt{y^2 - v_F^2 q^2}, \quad (34)$$

which goes to zero exponentially fast when $\omega \rightarrow \infty$ and can be omitted. In the remaining terms in the figure brackets of Eq. (32), we change the integration variable according to $x = \omega y$, introduce the small parameter $\delta = v_F q / \omega$ and in the limit $\omega \rightarrow \infty$ obtain

$$\begin{aligned} & \frac{2 \ln 2}{\beta} - \frac{1}{\sqrt{\omega^2 - v_F^2 q^2}} \int_0^\infty \frac{dx}{e^{\beta x} + 1} [F_3(x) + F_4(x)] \\ &= \frac{2 \ln 2}{\beta} - \frac{\omega}{\sqrt{1 - \delta^2}} \int_0^\infty dy \frac{\sqrt{(y+1)^2 - \delta^2} + \sqrt{(y-1)^2 - \delta^2}}{e^{\beta \omega y} + 1} = \frac{2 \ln 2}{\beta} - 2\omega \int_0^\infty \frac{dy}{e^{\beta \omega y} + 1} = 0. \end{aligned} \quad (35)$$

Here, we took into account that when $\omega \rightarrow \infty$ it holds $\beta\omega \gg 1$ as well. As a result, the dominant contribution to the integrals is given by $y \ll 1$, so that $(y+1)^2 \approx (y-1)^2 \approx 1$ and one can expand the square roots in powers of the small parameter δ^2 . Thus, in the limiting case $\omega \rightarrow \infty$, one obtains

$$\lim_{\omega \rightarrow \infty} \text{Re } \varepsilon^L(\omega, \mathbf{q}) = 1, \quad \lim_{\omega \rightarrow \infty} \text{Im } \varepsilon^L(\omega, \mathbf{q}) = 0. \quad (36)$$

The latter equality is an evident consequence of Eq. (33).

From Eq. (33) it follows also that $\text{Im } \varepsilon^L > 0$. The point is that the integrand in this equation is the decreasing function of β . Thus, it takes the maximum value for $\beta = 0$ (i.e., for $T = \infty$). Then one has

$$\max_{-v_F q}^{v_F q} \int dx \frac{\sqrt{v_F^2 q^2 - x^2}}{e^{\beta(\omega+x)} + 1} = \frac{1}{2} \int_{-v_F q}^{v_F q} dx \sqrt{v_F^2 q^2 - x^2} = \frac{\pi}{4} v_F^2 q^2. \quad (37)$$

Substituting this in Eq. (33), we find that $\min \text{Im } \varepsilon^L = 0$ and conclude that at all $T < \infty$ it holds $\text{Im } \varepsilon^L > 0$.

In the domains of Figures 1 and 2 to the right of the dashed vertical lines ($\omega > v_F q$), $|\text{Re } \varepsilon^L|$ and $\text{Im } \varepsilon^L$, respectively, given by Eqs. (32) and (33) are shown as the functions of frequency. When ω increases from $v_F q$ to 1.54×10^{12} , $\text{Re } \varepsilon^L$ varies from minus infinity to zero. With further increase of ω , $\text{Re } \varepsilon^L$ changes its sign and increases to unity. As to $\text{Im } \varepsilon^L$, it abruptly decays to zero at $\omega > v_F q$.

The real and imaginary parts of the transverse dielectric function of graphene under the condition $\omega > v_F q$ are found from Eqs. (9), (10) and the second equality of Eq. (16)

$$\begin{aligned} \text{Re } \varepsilon^T(\omega, \mathbf{q}) &= 1 - \frac{2\alpha c}{v_F^2 q} \left\{ \frac{2 \ln 2}{\beta} - \frac{\sqrt{\omega^2 - v_F^2 q^2}}{\omega^2} \right. \\ &\times \left[\int_0^\infty \frac{dx}{e^{\beta x} + 1} \frac{(x+\omega)^2}{F_3(x)} - \int_{\omega+v_F q}^\infty \frac{dx}{e^{\beta x} + 1} \frac{(x-\omega)^2}{F_4(x)} + \int_0^{v_F q - \omega} \frac{dx}{e^{\beta x} + 1} \frac{(x-\omega)^2}{F_4(x)} \right] \Bigg\} \end{aligned} \quad (38)$$

and

$$\text{Im } \varepsilon^T(\omega, \mathbf{q}) = \frac{\alpha c}{2v_F^2 q \omega^2} \sqrt{\omega^2 - v_F^2 q^2} \left[\pi v_F^2 q^2 - 4 \int_{-v_F q}^{v_F q} \frac{dx}{e^{\beta(\omega+x)} + 1} \frac{x^2}{\sqrt{v_F^2 q^2 - x^2}} \right]. \quad (39)$$

We consider first $\text{Re } \varepsilon^T$ in the limiting case $\omega \rightarrow \infty$. The second integral on the r.h.s. of Eq. (38) vanishes and the remaining two can be rearranged to

$$\begin{aligned} & - \frac{\sqrt{\omega^2 - v_F^2 q^2}}{\omega^2} \int_0^\infty \frac{dx}{e^{\beta x} + 1} \left[\frac{(x+\omega)^2}{F_3(x)} + \frac{(x-\omega)^2}{F_4(x)} \right] \\ &= - \frac{\sqrt{\omega^2 - v_F^2 q^2}}{\omega^2} \int_0^\infty \frac{dx}{e^{\beta x} + 1} \left[F_3(x) + \frac{v_F^2 q^2}{F_3(x)} + F_4(x) + \frac{v_F^2 q^2}{F_4(x)} \right] \\ &\approx - \frac{\omega}{\omega^2} \int_0^\infty \frac{dx}{e^{\beta x} + 1} (\omega + \omega) = -2 \int_0^\infty \frac{dx}{e^{\beta x} + 1} = -\frac{2 \ln 2}{\beta}. \end{aligned} \quad (40)$$

Thus, the first term in the figure brackets of Eq. (38) is canceled by Eq. (40) and we obtain

$$\lim_{\omega \rightarrow \infty} \text{Re } \varepsilon^T(\omega, \mathbf{q}) = 1, \quad \lim_{\omega \rightarrow \infty} \text{Im } \varepsilon^T(\omega, \mathbf{q}) = 0 \quad (41)$$

[the latter equality is evident from Eq. (39)].

From Eq. (39) it is also seen that $\text{Im } \varepsilon^T > 0$. This is because the maximum value of the subtracted integral is again reached at $\beta = 0$ ($T = \infty$). In this case the integral subtracted in Eq. (39) is

$$\max_{-v_F q}^{v_F q} \int \frac{x^2 dx}{[e^{\beta(\omega+x)} + 1] \sqrt{v_F^2 q^2 - x^2}} = \frac{1}{2} \int_{-v_F q}^{v_F q} \frac{x^2 dx}{\sqrt{v_F^2 q^2 - x^2}} = \frac{\pi}{4} v_F^2 q^2, \quad (42)$$

which cancels the first term. Thus, at any $T < \infty$, the inequality $\text{Im } \varepsilon^T > 0$ holds.

In the region $\omega > v_F q$ in Figures 3 and 4, $|\text{Re } \varepsilon^T|$ and $\text{Im } \varepsilon^T$, respectively, given by Eqs. (38) and (39) are shown as the functions of frequency. With increasing ω from $v_F q$ to 1.52×10^{12} rad/s, $\text{Re } \varepsilon^T$ varies to zero remaining negative and then changes its sign and goes to unity. For $\omega > v_F q$, $\text{Im } \varepsilon^T$ increases from zero and then decreases to zero at $\omega = \infty$. Figures 1 – 4 demonstrate the presence of a threshold at $\omega = v_F q$ [85, 99].

At $T = 0$, below the threshold, $\text{Re } \varepsilon^{L,T}$ are given by the first two terms in Eqs. (18) and (21), whereas $\text{Im } \varepsilon^{L,T} = 0$. Above the threshold, $\text{Re } \varepsilon^{L,T} = 1$ and $\text{Im } \varepsilon^{L,T}$ are given by the first terms in Eqs. (33) and (39). In each case, an order in the limiting transitions of ω and q to zero is fixed. At the point of threshold, the derivatives become discontinuous.

The dielectric functions of graphene expressed via the polarization tensor are, by construction, analytic in the upper half-plane of complex frequency and, thus, satisfy the Kramers-Kronig relations. The permittivity ε^L is regular at zero frequency, satisfies the standard Kramers-Kronig relations valid for dielectric materials [53], but has a threshold at $\omega = v_F q$. As to the permittivity ε^T , it is of the most nonconventional character because, according to Eqs. (26) and (30), at nonzero temperature both the real and imaginary parts of ε^T have the single pole at $\omega = 0$, whereas $\text{Re } \varepsilon^T$ also has the double pole. As was noted above, both Eqs. (26) and (30) were obtained under the condition $T \neq 0$ and it is not possible to consider the limit of zero T in these expressions. At $T = 0$ there is no single pole in ε^T [99].

The presence of a single pole, like that one in the imaginary part of the dielectric permittivity of the Drude model, gives rise to the well known additional term in the Kramers-Kronig relations [53]. Similar term appears in the case of a double pole (see Ref. [99] for details). In Ref. [99] it is also shown that the branch points that are present in both ε^L and ε^T at $\omega = v_F q$ do not affect on the form of Kramers-Kronig relations.

As noted in Section 1, all derivations in this article are made for the case of a pristine graphene possessing the zero mass gap parameter $\Delta = 2mv_F^2$, where m is the quasiparticle mass, and chemical potential μ . In the case that Δ and μ are not equal to zero, the low-frequency behavior of the dielectric functions of graphene depends of their values preserving the same pole structure as for a pristine graphene. Using expressions for the polarization tensor with the arbitrary values of Δ and μ (see, for instance, Ref. [74]), it is easily seen that if Δ , μ and ω simultaneously go to zero one returns back to Eqs. (20), (26) and (30) independently of the order of limiting transitions.

V. DISCUSSION

In this article, we investigated the dependence of the dielectric functions of graphene on frequency. The most interesting unusual analytic properties were found for the real part of the transverse function, ε^T , at low frequencies. Thus, both the real and imaginary parts of ε^T possess the single pole at zero frequency. What is more, the spatially nonlocal term in its real part also possesses the double pole, which is not the case for conventional materials according to present views. The double pole should be also present in the response functions of other 2D Dirac materials such as germanene [100–102], silicene [103–105], phosphorene [106–108], and stanene [109–111]. In spite of the presence of a double pole, the dielectric functions of graphene satisfy all the physical demands considered above. They possess the positive imaginary parts, which describe dissipation on the basis of first principles, and satisfy the Kramers-Kronig relations expressing the condition of causality. Because of this, an attempt [84] to modify the polarization tensor in order to remove the double pole predicted by the first principles of quantum field theory is unjustified.

There is also a long-standing problem called the Casimir puzzle. To bring the theoretical predictions of the fundamental Lifshitz theory in agreement with the measurement data, the dielectric response of metals at low frequencies was described by the plasma model possessing the double pole at $\omega = 0$ (see Refs. [112–115] for a review). However, as mentioned above, this model is applicable only at high frequencies. That is why an example of graphene, whose dielectric function possessing the double pole at zero frequency is derived starting from first physical principles and leads to an agreement with measurements of the Casimir force, may pave the way for resolution of the Casimir puzzle.

VI. CONCLUSIONS

In the foregoing, we listed several phenomenological theoretical approaches used for investigation of the dielectric response of graphene. It is underlined that at the characteristic energies below approximately 3 eV the spatially nonlocal response functions of graphene can be derived within the Dirac model starting from first principles of thermal quantum field theory. The obtained dielectric functions are useful for a theoretical description of many physical phenomena in graphene systems, such as the Casimir and Casimir-Polder forces both in equilibrium situations and out of thermal equilibrium, radiative heat transfer, atomic friction, surface plasmons etc.

According to our results, these functions possess all the properties necessary for the dielectric functions and their transverse part has the double pole at zero frequency at any nonzero wave vector. The above discussion allows to make a conjecture that the spatially nonlocal transverse electric response function of metals possesses the double pole in the region of evanescent waves

like it holds for graphene. Recently it was demonstrated [116] that the predictions of classical electrodynamics using the Drude dielectric function for the field of oscillating magnetic dipole reflected from a copper plate, which is fully determined by the transverse electric evanescent waves, are in contradiction with the measurement data. Future progress in investigation of such physical phenomena as the Casimir effect, atomic friction, radiative heat transfer, near-field optical microscopy, total internal reflection and frustrated total internal reflection is closely allied to the resolution of this problem.

Appendix A: The list of auxiliary functions used in the article

Here, for the readers convenience, we present a summary of the auxiliary functions and other notations used in this article (see Table A1).

TABLE I: The definitions of auxiliary functions and other notations.

α	$\frac{e^2}{\hbar c}$ — fine structure constant
β	$\frac{\hbar}{2k_B T}$
γ	$v_F q \beta$
κ	$\frac{\omega}{v_F q}$
B_1	$2 \int_0^1 \frac{t^2 dt}{\sqrt{1-t^2}} \frac{e^{\gamma t}}{(e^{\gamma t}+1)^2}$
B_2	$2 \int_1^\infty \frac{t^2 dt}{\sqrt{t^2-1}} \frac{e^{\gamma t}}{(e^{\gamma t}+1)^2}$
$F_{1,2}(x)$	$\sqrt{v_F^2 q^2 - (x \pm \omega)^2}$
$F_{3,4}(x)$	$\sqrt{(x \pm \omega)^2 - v_F^2 q^2}$
I_1	$\int_\kappa^1 \frac{t^2 dt}{\sqrt{1-t^2}} \left(\frac{1}{e^{\gamma t} e^{-\gamma \kappa} + 1} - \frac{1}{e^{\gamma t} e^{\gamma \kappa} + 1} \right)$
I_2	$\int_{-\kappa}^\kappa \frac{dt}{e^{\gamma t} e^{\gamma \kappa} + 1} \frac{t^2}{\sqrt{1-t^2}}$

-
- [1] Planck, M. Zur Theorie des Gesetzes der Energieverteilung im Normalspectrum. *Verhandlungen der Deutschen Physikalischen Gesellschaft* **1900**, 2, 237–245.
 - [2] Einstein, A. Über einen die Erzeugung und Verwandlung des Lichtes betreffenden heuristischen Gesichtspunkt. *Annalen der Physik* **1905**, 17, 132–148.
 - [3] Heisenberg, W. Über quantentheoretische Umdeutung kinematischer und mechanischer Beziehungen. *Zeitschrift für Physik* **1925**, 33, 879–893.
 - [4] Schrödinger, E. An Undulatory Theory of the Mechanics of Atoms and Molecules. *Phys. Rev.* **1926**, 28, 1049–1070
 - [5] Dirac, P. A. M. The Quantum Theory of the Electron. *Proceedings of the Royal Society A: Mathematical, Physical and Engineering Sciences* **1928**, 117 (778), 610–624.
 - [6] Castro Neto, A.H.; Guinea, F.; Peres, N.M.R.; Novoselov, K.S.; Geim, A.K. The electronic properties of graphene. *Rev. Mod. Phys.* **2009**, 81, 109–162.
 - [7] *Physics of Graphene*; Aoki H., Dresselhaus M.S., Eds.; Springer: Cham, Switzerland, 2014.
 - [8] Katsnelson, M.I. *The Physics of Graphene*; Cambridge University Press: Cambridge, UK, 2020.
 - [9] Sernelius, Bo E. Retarded interactions in graphene systems. *Phys. Rev. B* **2012**, 85, 195427.S
 - [10] Sernelius, B.E. *Fundamentals of van der Waals and Casimir Interactions*; Springer: New York, USA, 2018.
 - [11] Barton, G. Casimir energies of spherical plasma shells. *J. Phys. A Math. Gen.* **2004**, 37, 1011–1050.
 - [12] Barton, G. Casimir effect for a flat plasma sheet. I. Energies. *J. Phys. A Math. Gen.* **2005**, 38, 2997–3020.
 - [13] Bordag, M. The Casimir effect for thin plasma sheets and the role of the surface plasmons. *J. Phys. A Math. Gen.* **2006**, 39, 6173–6185.

- [14] Peres, N.M.R.; Lopes dos Santos, J.M.B.; Stauber, T. Phenomenological study of the electronic transport coefficients of graphene. *Phys. Rev. B* **2007**, *76*, 073412.
- [15] Vasko, F.T.; Ryzhii, V. Voltage and temperature dependencies of conductivity in gated graphene. *Phys. Rev. B* **2007**, *76*, 233404.
- [16] Falkovsky, L.A.; Pershobuba, S.S. Optical far-infrared properties of a graphene monolayer and multilayer. *Phys. Rev. B* **2007**, *76*, 153410.
- [17] Stauber, T.; Peres, N.M.R.; Guinea F. Electronic transport in graphene: A semiclassical approach including midgap states. *Phys. Rev. B* **2007**, *76*, 205423.
- [18] Falkovsky, L.A.; Varlamov, A.A. Space-time dispersion of graphene conductivity. *Eur. Phys. J. B* **2007**, *56*, 281–284.
- [19] Falkovsky, L.A. Optical properties of graphene. *J. Phys.: Conf. Series* **2008**, *129*, 012004.
- [20] Moriconi, L.; Niemeyer, D. Graphene conductivity near the charge neutral point. *Phys. Rev. B* **2011**, *84*, 193401.
- [21] Horng, J.; Chen, C.-F.; Geng, B.; Girit, C.; Zhang, Y.; Hao, Z.; et al. Drude conductivity of Dirac fermions in graphene. *Phys. Rev. B* **2011**, *83*, 165113.
- [22] Patel, D.K.; Sharma, A.C.; Ashraf S.S.Z. Temperature dependent screened electronic transport in gapped graphene. *Phys. Status Solidi* **2015**, *252*, 282.
- [23] Wunsch, B.; Stauber, T.; Sols, F.; Guinea, F. Dynamical polarization of graphene at finite doping. *New J. Phys.* **2006**, *8*, 318.
- [24] Gusynin, V.P.; Sharapov, S.G.; Carbotte, J.P. Anomalous Absorption Line in the Magneto-Optical Response of Graphene. *Phys. Rev. Lett.* **2007**, *98*, 157402.
- [25] Hwang, E.H.; Das Sarma, S. Dielectric function, screening, and plasmons in two-dimensional graphene. *Phys. Rev. B* **2007**, *75*, 205418.
- [26] Qaiumzadeh, A.; Asgari R. Ground-state properties of gapped graphene using the random phase approximation. *Phys. Rev. B* **2009**, *79*, 075414.
- [27] Gómez-Santos, G. Thermal van der Waals interaction between graphene layers. *Phys. Rev. B* **2009**, *80*, 245424.
- [28] Scholz, A.; Schliemann, J. Dynamical current-current susceptibility of gapped graphene. *Phys. Rev. B* **2011**, *83*, 235409.
- [29] Koppens, F.H.L.; Chang, D.E.; Garca de Abajo, F.J. Graphene Plasmonics: A Platform for Strong LightMatter Interactions. *Nano Letters* **2011**, *11*, 3370.
- [30] Svetovoy, V.; Muktadir, Z.; Elwenspoek, M.; Mizuta, H. Tailoring the thermal Casimir force with graphene. *EPL* **2011**, *96*, 14006.
- [31] Sarabadani, J.; Naji, A.; Asgari, R.; Podgornik, R. Many-body effects in the van der WaalsCasimir interaction between graphene layers. *Phys. Rev. B* **2011**, *84*, 155407; **2013**, *87*, 239905(E).
- [32] Gutiérrez-Rubio A.; Stauber, T.; Guinea, F. Transverse current response of graphene at finite temperature: plasmons and absorption. *J. Opt.* **2013**, *15*, 114005.
- [33] Palacios, J.J. Origin of the quasiuniversality of the minimal conductivity of graphene. *Phys. Rev. B* **2010**, *82*, 165439.
- [34] Rani, P.; Dubey, G.S.; Jindal, V.K. DFT study of optical properties of pure and doped graphene. *Physica E* **2014**, *62*, 28–35.
- [35] Gusynin, V.P.; Sharapov S.G. Transport of Dirac quasiparticles in graphene: Hall and optical conductivities. *Phys. Rev. B* **2006**, *73*, 245411.
- [36] Katsnelson, M.I. Zitterbewegung, chirality, and minimal conductivity in graphene. *Eur. Phys. J. B* **2006**, *51*, 157–160.
- [37] Peres, N.M.R.; Guinea, F.; Castro Neto, A.H. Transport of Dirac quasiparticles in graphene: Hall and optical conductivities. *Phys. Rev. B* **2006**, *73*, 125411.
- [38] Tworzydło J.; Trauzettel, B.; Titov, M.; Rycerz, A.; Beenakker, C.W.J. Sub-Poissonian Shot Noise in Graphene. *Phys. Rev. Lett.* **2006**, *96*, 246802.
- [39] Ziegler, K. Robust Transport Properties in Graphene. *Phys. Rev. Lett.* **2006**, *97*, 266802.
- [40] Ziegler, K. Minimal conductivity of graphene: Nonuniversal values from the Kubo formula. *Phys. Rev. B* **2007**, *75*, 233407.
- [41] Stauber, T.; Peres, N.M.R.; Geim, A.K. Optical conductivity of graphene in the visible region of the spectrum. *Phys. Rev. B* **2008**, *78*, 085432.
- [42] Peres, N.M.R.; Stauber, T. Transport in a Clean Graphene Sheet at Finite Temperature and Frequency. *Int. J. Mod. Phys. B* **2008**, *22*, 2529–2536.
- [43] Buividovich, P.V.; Lushevskaya, E.V.; Pavlovsky, O.V.; Polikarpov, M.I.; Ulybyshev, M.V. Numerical study of the conductivity of graphene monolayer within the effective field theory approach. *Phys. Rev. B* **2012**, *86*, 045107.
- [44] Drosdoff, D.; Phan, A.D.; Woods, L.M.; Bondarev, I.V.; Dobson, J.F. Effects of spatial dispersion on the Casimir force between graphene sheets. *Eur. Phys. J. B* **2012**, *85*, 365.
- [45] Bácsi, Á.; Virostek, A. Low-frequency optical conductivity in graphene and in other scale-invariant two-band systems. *Phys. Rev. B* **2013**, *87*, 125425.
- [46] Dartora, C.A.; Cabrera, G.G. $U(1) \times SU(2)$ gauge invariance leading to charge and spin conductivity of Dirac fermions in graphene. *Phys. Rev. B* **2013**, *87*, 165416.
- [47] Drosdoff, D.; Woods, L.M. Casimir forces and graphene sheets. *Phys. Rev. B* **2010**, *82*, 155459.
- [48] Merano M. Fresnel coefficients of a two-dimensional atomic crystal. *Phys. Rev. A* **2016**, *93*, 013832.
- [49] Gusynin, V.P.; Sharapov, S.G.; Carbotte, J.P. AC conductivity of graphene: from tight-binding model to 2+1-dimensional quantum electrodynamics. *Int. J. Mod. Phys. B* **2007**, *21*, 4611–4658.
- [50] Peres, N.M.R. The transport properties of graphene: An introduction. *Rev. Mod. Phys.* **2010**, *82*, 2673–2700.
- [51] Das Sarma, S.; Adam, S.; Hwang, E.H.; Rossi, E. Electronic transport in two-dimensional graphene. *Rev. Mod. Phys.* **2011**, *83*, 407–470.
- [52] Klimchitskaya, G.L.; Mostepanenko, V.M. Temperature Dependence of the Response Functions of Graphene: Impact on Casimir and Casimir-Polder Forces in and out of Thermal Equilibrium. *Physics* **2025**, *7*, 44.
- [53] Landau, L.D.; Lifshitz, E.M.; Pitaevskii, L.P. *Electrodynamics of Continuous Media*; Elsevier: Amsterdam, 1984.
- [54] Pisarski, R.D. Chiral symmetry breaking in three-dimensional electrodynamics. *Phys. Rev. D* **1984**, *29*, 2423–(2426(R)).
- [55] Appelquist, T.W.; Bowick, M.J.; Karabali, D.; Wijewardhana, L.C.R. Spontaneous chiral-symmetry breaking in three-dimensional QED. *Phys. Rev. D* **1986**, *33*, 3704–3713.

- [56] Gorbar, E.V.; Gusynin, V.P.; Miransky, V.A.; Shovkovy, I.A. Magnetic field driven metal-insulator phase transition in planar systems. *Phys. Rev. B* **2002**, *66*, 045108.
- [57] Pyatkovsky, P.K. Dynamical polarization, screening, and plasmons in gapped graphene. *J. Phys.: Condens. Matter* **2009**, *21*, 025506.
- [58] Bordag, M.; Fialkovsky, I.V.; Gitman, D.M.; Vassilevich, D.V. Casimir interaction between a perfect conductor and graphene described by the Dirac model. *Phys. Rev. B* **2009**, *80*, 245406.
- [59] Li, W.; Liu, G.-Z. Dynamical chiral symmetry breaking in QED₃ at finite density and impurity potential. *Phys. Rev. D* **2010**, *81*, 045006.
- [60] Fialkovsky, I.V.; Marachevsky, V.N.; Vassilevich, D.V. Finite-temperature Casimir effect for graphene. *Phys. Rev. B* **2011**, *84*, 035446.
- [61] Bordag, M.; Klimchitskaya, G.L.; Mostepanenko, V.M.; Petrov, V.M. Quantum field theoretical description for the reflectivity of graphene. *Phys. Rev. D* **2015**, *91*, 045037; *Phys. Rev. D* **2016**, *93*, 089907(E).
- [62] Bordag, M.; Fialkovskiy, I.; Vassilevich, D. Enhanced Casimir effect for doped graphene. *Phys. Rev. B* **2016**, *93*, 075414; *Phys. Rev. B* **2017**, *95*, 119905(E).
- [63] Klimchitskaya, G.L.; Mostepanenko, V.M. Conductivity of pure graphene: Theoretical approach using the polarization tensor. *Phys. Rev. B* **2016**, *93*, 245419.
- [64] Klimchitskaya, G.L.; Mostepanenko, V.M. Quantum electrodynamic approach to the conductivity of gapped graphene. *Phys. Rev. B* **2016**, *94*, 195405.
- [65] Klimchitskaya, G.L.; Mostepanenko, V.M.; Petrov, V.M. Conductivity of graphene in the framework of Dirac model: Interplay between nonzero mass gap and chemical potential. *Phys. Rev. B* **2017**, *96*, 235432.
- [66] Klimchitskaya, G.L.; Mostepanenko, V.M. Kramers-Kronig relations and causality conditions for graphene in the framework of Dirac model. *Phys. Rev. D* **2018**, *97*, 085001.
- [67] Klimchitskaya, G.L.; Mostepanenko, V.M. Reflectivity properties of graphene with a nonzero mass-gap parameter. *Phys. Rev. A* **2016**, *93*, 052106.
- [68] Klimchitskaya, G.L.; Mostepanenko, V.M. Optical properties of dielectric plates coated with gapped graphene. *Phys. Rev. B* **2017**, *95*, 035425.
- [69] Klimchitskaya, G.L.; Mostepanenko, V.M.; Petrov, V.M. Impact of chemical potential on the reflectance of graphene in the infrared and microwave domains. *Phys. Rev. A* **2018**, *98*, 023809.
- [70] Klimchitskaya, G.L.; Mostepanenko, V.M.; Tsybin, O.Yu. Casimir-Polder attraction and repulsion between nanoparticles and graphene in out-of-thermal-equilibrium conditions. *Phys. Rev. B* **2022**, *105*, 195430; *Phys. Rev. B* **2024**, *109*, 079901(E).
- [71] Klimchitskaya, G.L.; Korikov, C.C.; Mostepanenko, V.M.; Tsybin, O.Yu. Impact of Mass-Gap on the Dispersion Interaction of Nanoparticles with Graphene out of Thermal Equilibrium. *Applied Sciences* **2023**, *13*, 7511. Klimchitskaya G. L. *et al.*, *Appl. Sci.*, **13** (2023) 7511.
- [72] Klimchitskaya, G.L.; Korikov, C.C.; Mostepanenko, V.M.; Tsybin, O.Yu. Nonequilibrium Casimir-Polder Interaction between Nanoparticles and Substrates Coated with Gapped Graphene. *Symmetry* **2023**, *15*, 1580; *Symmetry* **2024**, *16*, 274(Correction).
- [73] Klimchitskaya, G.L.; Korikov, C.C.; Mostepanenko, V.M. Nonequilibrium Casimir-Polder Force between Nanoparticles and Graphene-Coated Silica Plate: Combined Effect of the Chemical Potential and Mass Gap. *Symmetry* **2024**, *16*, 320.
- [74] Klimchitskaya, G.L.; Korikov, C.C.; Mostepanenko, V.M. Polarization tensor in spacetime of three dimensions and a quantum field-theoretical description of the nonequilibrium Casimir force in graphene systems. *Phys. Rev. A* **2025**, *111*, 012812.
- [75] Klimchitskaya, G.L.; Korikov, C.C.; Mostepanenko, V.M. Nonequilibrium Casimir pressure for two graphene-coated plates: Quantum field theoretical approach. *Int. J. Mod. Phys. A* **2025**, *40*, 2543003.
- [76] Starke, R.; Schober, G.A.H. Relativistic covariance of Ohms law. *Int. J. Mod. Phys. D* **2016**, *25*, 1640010.
- [77] Melrose, D.B. *Quantum Plasmadynamics: Unmagnetized Plasmas*; Springer: New York, USA, 2008.
- [78] Fialkovskiy, I.V.; Vassilevich, D.V. Quantum field theory in graphene. *Int. J. Mod. Phys. A* **2012**, *27*, 1260007.
- [79] Bordag, M.; Pirozhenko, I.G. Transverse-electric surface plasmon for graphene in the Dirac equation model. *Phys. Rev. B* **2014**, *89*, 035421.
- [80] Fialkovskiy, I.V.; Vassilevich, D.V. Graphene through the looking glass of QFT. *Mod. Phys. Lett. A* **2016**, *31*, 1630047.
- [81] Khusnutdinov, N.; Vassilevich, D.V. Impurities in graphene and their influence on the Casimir interaction. *Phys. Rev. B* **2024**, *109*, 235420.
- [82] Khusnutdinov, N.; Emelianova N. The polarization tensor approach for Casimir effect. *Int. J. Mod. Phys. A* **2025**, *40*, 2543004.
- [83] Klimchitskaya, G.L.; Mostepanenko, V.M.; Sernelius, Bo E. Two approaches for describing the Casimir interaction with graphene: density-density correlation function versus polarization tensor. *Phys. Rev. B* **2014**, *89*, 125407.
- [84] Rodriguez-Lopez, P.; Wang, J.-S.; Antezza, M. Electric conductivity in graphene: Kubo model versus a nonlocal quantum field theory model. *Phys. Rev. B* **2025**, *111*, 115428.
- [85] Bordag, M.; Klimchitskaya, G.L.; Mostepanenko, V.M. Convergence of the polarization tensor in spacetime of three dimensions. *Phys. Rev. D* **2024**, *109*, 125014.
- [86] Bordag, M.; Khusnutdinov, N.; Klimchitskaya, G.L.; Mostepanenko, V.M. Comment on "Electric conductivity in graphene: Kubo model versus a nonlocal quantum field theory model". Preprint arXiv:2403.02279v3; to appear in *Phys. Rev. B*.
- [87] Rickayzen, G. *Theory of Superconductivity*; Interscience Publishers: New York, USA, 1965.
- [88] van der Marel, D.; Habermeier, H.-U.; Heitmann, D.; König, W.; Wittlin, A. Infrared study of the superconducting phase transition in YBa₂Cu₃O_{7-x}. *Physica C: Supercond.* **1991**, *176*, 1–18.
- [89] Zimmermann, W.; Brandt, E.H.; Bauer, M.; Seider, E.; Genzel, L. Optical conductivity of BCS superconductors with arbitrary purity. *Physica C: Supercond.* **1991**, *183*, 99–104.
- [90] Berlinsky, A.J.; Kallin, C.; Rose, G.; Shi, A.-C. Two-fluid interpretation of the conductivity of clean BCS superconductors. *Phys. Rev. B* **1993**, *48*, 4074–4079.
- [91] Tachiki, M.; Koyama, T.; Takahashi, S. Electromagnetic phenomena related to a low-frequency plasma in cuprate superconductors. *Phys. Rev. B* **1994**, *50*, 7065–7084.

- [92] Pokrovsky, S.V.; Pokrovsky, V.L. Plasma resonance in layered normal metals and superconductors. *J. Supercond.* **1995**, *8*, 183–200.
- [93] Tinkham, M. *Introduction to Superconductivity*; Dover Publications, Inc.: New York, USA, 2004.
- [94] Bimonte, G.; Calloni, E.; Esposito, G.; Milano, L.; Rosa, L. Towards Measuring Variations of Casimir Energy by a Superconducting Cavity. *Phys. Rev. Lett.* **2005**, *94*, 180402.
- [95] Bimonte, G. Casimir effect in a superconducting cavity and the thermal controversy. *Phys. Rev. A* **2008**, *78*, 062101.
- [96] Bordag, M.; Klimchitskaya, G.L.; Mostepanenko, V.M. Thermal Casimir effect in the interaction of graphene with dielectrics and metals. *Phys. Rev. B* **2012**, *86*, 165429.
- [97] Liu, M.; Zhang, Y.; Klimchitskaya, G.L.; Mostepanenko, V.M.; Mohideen, U. Demonstration of Unusual Thermal Effect in the Casimir Force from Graphene. *Phys. Rev. Lett.* **2021**, *126*, 206802.
- [98] Liu, M.; Zhang, Y.; Klimchitskaya, G.L.; Mostepanenko, V.M.; Mohideen, U. Experimental and theoretical investigation of the thermal effect in the Casimir interaction from graphene. *Phys. Rev. B* **2021**, *104*, 085436.
- [99] Klimchitskaya, G.L.; Mostepanenko, V.M. Quantum field theoretical framework for the electromagnetic response of graphene and dispersion relations with implications to the Casimir effect. *Phys. Rev. D* **2023**, *107*, 105007.
- [100] Bianco, E.; Butler, S.; Jiang, S.; Restrepo, O.D.; Windl, W.; Goldberger, J.E. Stability and Exfoliation of Germanane: A Germanium Graphane Analogue. *ACS Nano* **2013**, *7*, 4414–4421.
- [101] Bampoulis, P.; Zhang, L.; Safaei, A.; van Gastel, R.; Poelsema, B.; Zandvliet, H.J.W. Germanene termination of Ge₂Pt crystals on Ge(110). *J. Phys.: Condens. Matter* **2014**, *26*, 442001.
- [102] Yuhara, J.; Shimazu, H.; Ito, K.; Ohta, A.; Kurosawa, M.; Nakatake, M.; Le Lay, G. Germanene Epitaxial Growth by Segregation through Ag(111) Thin Films on Ge(111). *ACS Nano* **2018**, *12*, 11632–11637.
- [103] Cahangirov, S.; Topsakal, M.; Aktürk, E.; Sahin, H.; Ciraci, S. Two- and One-Dimensional Honeycomb Structures of Silicon and Germanium. *Phys. Rev. Lett.* **2009**, *102*, 236804.
- [104] Xu, M.; Liang, T.; Shi, M.; Chen, H. Graphene-like two-dimensional materials. *Chemical Reviews* **2013**, *113*, 3766–3798.
- [105] Küchle, J.T.; Baklanov, A.; Seitsonen, A.P.; Ryan, P.T.P.; et al. Silicene's pervasive surface alloy on Ag(111): a scaffold for two-dimensional growth. *2D Materials* **2022**, *9*, 045021.
- [106] Li, L.; Yu, Y.; Ye, G.J.; Ge, Q.; Ou, X.; Wu, H.; Feng, D.; Chen, X.H.; Zhang, Y. Black phosphorus field-effect transistors. *Nature Nanotech.* **2016**, *9*, 372–377.
- [107] Ritu, H. Large Area Fabrication of Semiconducting Phosphorene by Langmuir-Blodgett Assembly. *Sci. Rep.* **2016**, *6*, 34095.
- [108] Liu, N.; Hong, J.; Pidaparti, R.; Wang, X. Fracture patterns and the energy release rate of phosphorene. *Nanoscale* **2016**, *8*, 5728–5736.
- [109] Takahashi, L.; Takahashi, K. Low temperature pollutant trapping and dissociation over two-dimensional tin. *Phys. Chem. Chem. Phys.* **2015**, *17*, 21394–21396.
- [110] Yuhara, J.; Fujii, Y.; Isobe, N.; Nakatake, M.; Lede, X.; Rubio, A.; Le Lay, G. Large Area Planar Stanene Epitaxially Grown on Ag(111). *2D Materials* **2018**, *5*, 025002.
- [111] Ahmed, R.; Nakagawa, T.; Mizuno, S. Structure determination of ultra-flat stanene on Cu(111) using low energy electron diffraction. *Surf. Sci.* **2020**, *691*, 121498.
- [112] Klimchitskaya, G.L.; Mohideen, U.; Mostepanenko, V.M. The Casimir force between real materials: Experiment and theory. *Rev. Mod. Phys.* **2009**, *81*, 1827–1885.
- [113] Bordag, M.; Klimchitskaya, G.L.; Mohideen, U.; Mostepanenko, V.M. *Advances in the Casimir Effect*; Oxford University Press: Oxford, UK, 2015.
- [114] Mostepanenko, V.M. Casimir Puzzle and Conundrum: Discovery and Search for Resolution. *Universe* **2021**, *7*, 84.
- [115] Klimchitskaya, G.L.; Mostepanenko, V.M. Current status of the problem of thermal Casimir force. *Int. J. Mod. Phys. A* **2022**, *37*, 2241002.
- [116] Dhital, M.; Klimchitskaya, G.L.; Mostepanenko, V.M.; Mohideen, U. Measurement of the unusual dielectric response to low-frequency s-polarized evanescent waves in metals with implications for the Casimir effect. *EPL* **2025**, *151*, 26002.