

Overcoming the No-Go Theorem Yields a Rich Dissipative Phase Diagram in the Open Quantum Rabi Model

Jun-Ling Wang¹ and Qing-Hu Chen^{1,2,*}

¹ *Zhejiang Key Laboratory of Micro-Nano Quantum Chips and Quantum Control,
School of Physics, Zhejiang University, Hangzhou 310027, China*

² *Collaborative Innovation Center of Advanced Microstructures, Nanjing University, Nanjing 210093, China*
(Dated: January 15, 2026)

The open quantum Rabi model is studied in this work, with the explicit \mathbf{A}^2 term incorporated as required by the Thomas–Reich–Kuhn sum rule. It is shown that anisotropy provides a generic and robust mechanism for overcoming the no-go theorem in dissipative quantum systems, thereby establishing a genuine platform for observing dissipative phase transitions. The inclusion of the \mathbf{A}^2 term yields a significantly richer and asymmetric steady-state phase diagram, consisting of normal, superradiant, and bistable phases that intersect at tricritical points, while isolated bistable phases also emerge and the number of tricritical points is reduced. Notably, it is near the intersection of the two critical-line branches enclosing the superradiant phases, rather than at the tricritical points, that the \mathbf{A}^2 term fundamentally alters the scaling of photon-number fluctuations. Given the inherent role of the \mathbf{A}^2 term in light-matter interactions, our findings open a realistic route toward the experimental investigation and dynamical control of nonequilibrium critical phenomena in practical open quantum platforms.

PACS numbers: 05.30.Rt, 42.50.Ct, 42.50.Pq, 05.70.Jk

I. INTRODUCTION

The Dicke model serves as a paradigmatic framework for collective light–matter interactions, exhibiting a superradiant phase transition into a macroscopically excited photonic state in the thermodynamic limit [1–4]. Experimental progress in circuit QED [5–7], trapped ions [8, 9], and cold atomic systems [10] has enabled light–matter coupling to reach the ultra-strong and deep-strong regimes, stimulating extensive studies on the normal phase (NP) to superradiant phase (SRP) transition in few-body systems, including the quantum Rabi model (QRM) [11–13], its anisotropic generalizations [14–16], and related models [17–20].

Nevertheless, the realization of an equilibrium superradiant phase transition in the standard QRM is precluded by a fundamental no-go theorem, which arises from the Thomas–Reich–Kuhn (TRK) sum rule and the associated \mathbf{A}^2 term [21, 22]. This limitation has sparked sustained debate regarding gauge invariance, the validity of the two-level approximation, and the microscopic implementation of the \mathbf{A}^2 term in circuit QED and other platforms [23–27]. To circumvent this constraint, a variety of extrinsic approaches have been proposed, such as employing three-level systems [28], introducing direct interatomic couplings [29, 30], utilizing antisqueezing protocols [31], and exploring multimode configurations [30]. More recently, anisotropy has been established as a robust and reliable mechanism for overcoming the no-go theorem constraints on the superradiant phase transition [32, 33].

Since realistic quantum systems are inherently coupled to their environment, the study of open quantum dynamics is indispensable. The study of the dissipative phase transitions (DPT) in nonequilibrium steady states has attracted considerable attention [34–36]. DPTs have been experimentally observed in various platforms, including semiconductor microcavities [37], atomic Bose–Einstein condensates in optical lattices [38] and superconducting circuits [39]. The DPT of the Dicke model has been experimentally realized in atomic Bose–Einstein condensates coupled to optical cavities [40–42]. In addition, the open QRM exhibits a dissipative phase transition in the frequency limit [43], providing a versatile platform for exploring dissipative quantum criticality in small, well-controlled quantum systems [44, 45]. Moreover, under tunable anisotropy, the open QRM displays a rich phase diagram, including first-order and multicritical DPTs [46].

Given that anisotropy in the closed QRM provides a robust route to overcoming the no-go theorem even in the presence of the \mathbf{A}^2 term imposed by the TRK sum rules, a natural question arises: can a similar mechanism operate in an open quantum setting? This motivates our investigation of the dissipative anisotropic QRM with an explicit \mathbf{A}^2 term. Our study aims to determine whether anisotropy can again circumvent the no-go theorem and, furthermore, how it shapes steady-state phase transitions and their critical properties.

This paper is structured as follows. Section II introduces the anisotropic QRM with the \mathbf{A}^2 term and underlining symmetry. In Sec. III, we present the steady-state phase diagram derived from mean-field equations and perform the stability analysis, revealing the emergence of normal, superradiant, and bistable phases. Section IV develops effective master equations for both the

* qhchen@zju.edu.cn

normal and superradiant phases in the limit of infinite qubit-cavity frequency ratio, enabling the calculation of quantum fluctuations and the identification of universal critical exponents. In Sec. V, we complement the analysis with numerical simulations of spin dynamics and the Wigner function of the cavity field, providing a direct visualization of the steady states across different phases. Finally, we summarize our findings and discuss their implications in Sec. VI.

II. MODEL AND SYMMETRY

The anisotropic QRM with the \mathbf{A}^2 term can be described as

$$H = \omega a^\dagger a + \frac{\Delta}{2} \sigma_z + D (a + a^\dagger)^2 + g [(a\sigma_+ + a^\dagger\sigma_-) + \tau (a^\dagger\sigma_+ + a\sigma_-)], \quad (1)$$

where a^\dagger (a) is creation (annihilation) operator of the light field with frequency ω . $\sigma_\pm = (\sigma_x \pm i\sigma_y)/2$ and σ_z are Pauli operators of the two-level atom with transition frequency Δ . g denotes the coupling strength of light-matter interaction and τ represents the anisotropic parameter between the counter-rotating-wave (CRW) and rotating wave (RW) terms. The parameter τ can take on either positive or negative values, depending on the specific physical context or application. Notably, the anisotropic QRM term preserves the same \mathbb{Z}_2 symmetry as the standard QRM, described by the parity operator $P = -\sigma_z e^{i\pi a^\dagger a}$, even in the presence of the \mathbf{A}^2 term.

Here, D denotes the strength of the \mathbf{A}^2 term and is parameterized as $D = \kappa D_0$ with $D_0 = g^2/\Delta$ and $\kappa \geq 1$. The lower bound $\kappa = 1$ is dictated by the TRK sum rule for the atom. By tuning κ , the magnitude of D can be varied, which broadens the range of accessible parameter regimes and enhances the applicability of the model [32, 33]. Recent experimental advances have enabled the realization of the anisotropic QRM in various platforms, including superconducting circuits [17, 47], spin-orbit-coupled electron gases [48], and spin qubits coupled to anisotropic ferromagnets [49]. Therefore, for a realistic description of these systems, it is essential to include both the \mathbf{A}^2 term and the effect of anisotropy.

In an open quantum system, the dynamics of the open anisotropic QRM is governed by a Lindblad master equation

$$\dot{\rho} = -i[H, \rho] + \gamma \mathcal{D}[a], \quad (2)$$

where $\mathcal{D}[a] = 2a\rho a^\dagger - a^\dagger a\rho - \rho a^\dagger a$ is the dissipative superoperator with damping rate γ . Under dissipation, the steady state undergoes a DPT in the isotropic case $\tau = 1$. Note that the cavity damping in Eq. (2) does not break the \mathbb{Z}_2 symmetry. Since there is no explicit driving field that would violate the symmetry, the open anisotropic QRM remains \mathbb{Z}_2 -symmetric. For the open QRM, the critical point is shifted by the dissipation to

$\sqrt{\omega\Delta}\sqrt{1-\gamma^2/\omega^2}/2$ as derived in [43]. In contrast, when $\tau = 0$, the QRM reduces to the JCM and no DPT occurs. The absence of critical behavior in this limit stems from the fact that the Hamiltonian contains only particle-number-conserving interactions, while dissipation continuously removes excitations from the system, eventually driving it into a trivial vacuum steady state.

III. STEADY-STATE PHASE DIAGRAM

In this section, we first derive the steady-state phase diagram and then perform a stability analysis based on the Lindblad master equation Eq. (2) for the system described by Eq. (1), under the limit $\Delta/\omega \rightarrow \infty$ at the mean-field level.

A. Mean-field dissipative phase transitions

1. General dissipative phase diagram

The mean-field steady-state solutions are obtained by solving the semiclassical equations of motion. This approach accurately yields the phase diagram in the limit of $\Delta/\omega \rightarrow \infty$. By neglecting quantum fluctuations and factorizing operator expectation values, the mean-field equations can be derived from Eq. (1) within the Lindblad formalism given by Eq. (2). For clarity, we introduce the renormalized parameters, leading to the following steady-state equations:

$$\begin{aligned} (1 - i\tilde{\gamma})\alpha + \tilde{g}(s_- + \tau s_+) + 2\kappa\tilde{g}^2(\alpha + \alpha^*) &= 0, \\ \tilde{g}(\alpha + \tau\alpha^*)s_z - s_- &= 0, \\ \alpha^*(s_- \tau - s_+) + \alpha(\tau s_- - s_+) &= 0, \end{aligned} \quad (3)$$

where the dimensionless quantities are defined as $\alpha = \sqrt{\omega/\Delta}\langle a \rangle$, $\tilde{g} = g/\sqrt{\omega\Delta}$, and $\tilde{\gamma} = \gamma/\omega$. The spin mean values are denoted by $s_{x,y,z} = \langle \sigma_{x,y,z} \rangle$, and $s_+ = (s_x + is_y)/2$. The mean displacement α is further decomposed as $\alpha = x + iy$.

Under these definitions, the steady-state equation Eq. (3) can be rewritten as a set of four linear equations, $\mathcal{M}(x, y, s_x, s_y)^T = 0$. The trivial steady-state solutions, characterized by $x = y = s_x = s_y = 0$ and $s_z = \pm 1$, preserve the \mathbb{Z}_2 -symmetry. When the determinant of the matrix \mathcal{M} vanishes, spontaneous symmetry breaking occurs, signaling the onset of the SRP with the nonzero mean-field solutions. The corresponding nontrivial expressions for s_z are then given by

$$s_z = -\frac{h - \sqrt{h^2 - q}}{(1 - \tau^2)^2 \tilde{g}^2}, \quad (4)$$

where $h = 1 + \tau^2 + 2\kappa\tilde{g}^2(1 - \tau)^2$ and $q = (1 - \tau^2)^2(1 + 4\kappa\tilde{g}^2 + \tilde{\gamma}^2)$. Thus, the semiclassical steady-state solution of the open anisotropic QRM exhibits a bifurcation

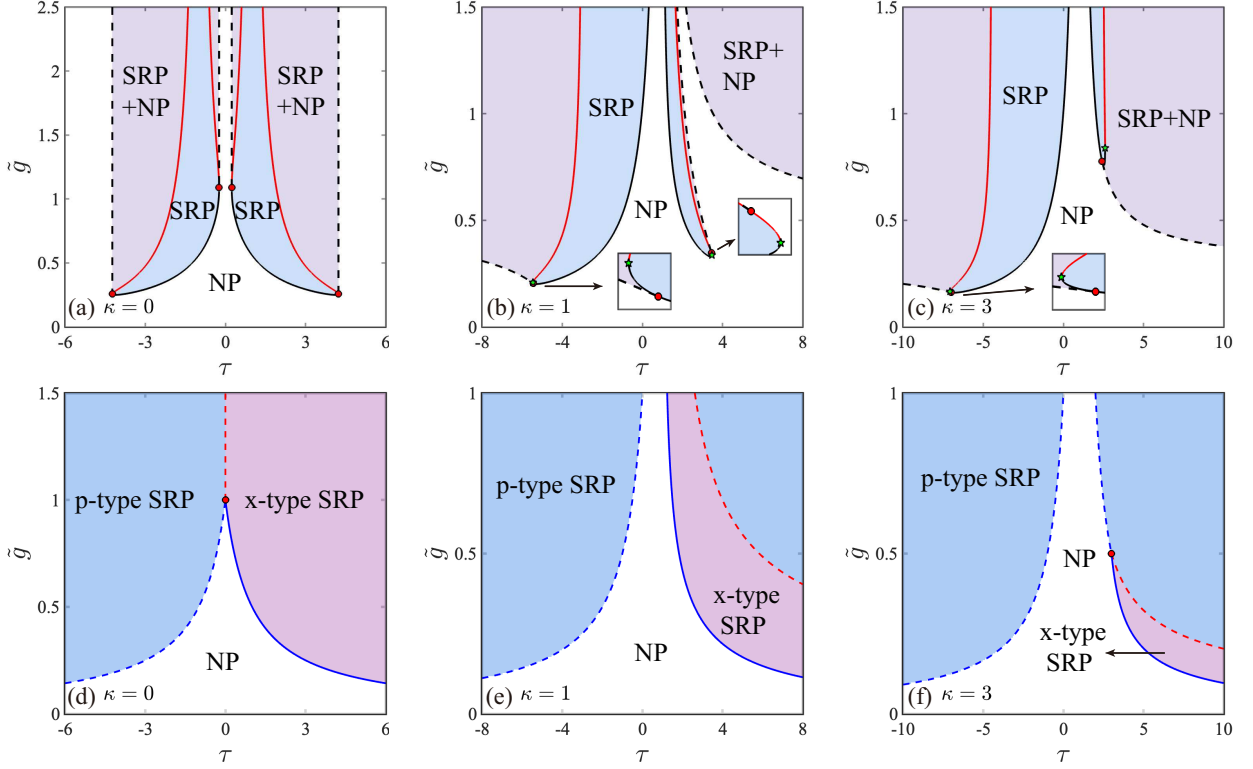


FIG. 1. Upper panels (a)–(c) present the steady-state phase diagrams of the dissipative anisotropic QRM in the $\tilde{g} - \tau$ plane for $\kappa = 0, 1$, and 3 , respectively. Regions corresponding to the NP (white), SRP (blue), and NP+SRP (purple) are marked accordingly. The critical couplings \tilde{g}_c^- and \tilde{g}_c^+ are depicted as solid black and red curves, respectively. A tricritical point is indicated by a red circle, and the intersection of \tilde{g}_c^+ and \tilde{g}_c^- is marked by a green pentagram. The boundary between the NP+SRP and NP phases is shown as a black dashed curve, with the dissipation rate fixed at $\gamma = 0.5\omega$. Lower panels (d)–(f) display the ground-state phase diagrams of the dissipationless anisotropic QRM for the same κ values as in the upper row. Here, dark-purple and dark-blue regions correspond to the x-type and p-type SRPs, respectively. The critical coupling strengths \tilde{g}_c^x and \tilde{g}_c^p are shown as solid and dashed blue lines. A first-order phase boundary between the two SRPs is plotted as a red dashed line, with red circles marking the tricritical points.

from a zero mean-field solution to a symmetry-breaking superradiant mean-field solution.

Finally, imposing the spin conservation $s_x^2 + s_y^2 + s_z^2 = 1$ together with the relations $s_x = 2\tilde{g}(1+\tau)xs_z$ and $s_y = 2\tilde{g}(\tau-1)ys_z$, the nontrivial steady-state solutions for x and y are obtained (see Appendix. A for details). Furthermore, the condition s_z must be a real number requires $h^2 \geq q$. The boundary is given by $h^2 = q$. For $\kappa \neq 0$,

$$\tilde{g}_c^b = \sqrt{\frac{2\tau \pm \tilde{\gamma}(1-\tau^2)}{2\kappa(\tau-1)^2}}. \quad (5)$$

For $\kappa = 0$, we obtain

$$\tau_c^b = \pm \frac{1 \pm \sqrt{\tilde{\gamma}^2 + 1}}{\tilde{\gamma}}, \quad (6)$$

which corresponds to four solutions, all independent of the coupling strength \tilde{g} .

The critical coupling strength \tilde{g}_c between the NP and

the SRP is obtained by setting $s_z = -1$, yielding

$$\tilde{g}_c^\pm = \sqrt{\frac{\tau^2 - 2\kappa + 1 \pm \sqrt{4(\kappa - \tau)^2 - \tilde{\gamma}^2\eta}}{\eta}}, \quad (7)$$

where $\eta = (\tau - 1)^2[(1 + \tau)^2 - 4\kappa]$. The two branches \tilde{g}_c^+ and \tilde{g}_c^- coincide when $4(\kappa - \tau)^2 = \tilde{\gamma}^2\eta$, which can be rewritten as

$$\left| \frac{\kappa - \tau}{1 - \tau} \right| = \tilde{\gamma} \sqrt{\left(\frac{1 + \tau}{2} \right)^2 - \kappa}. \quad (8)$$

Thus, for a fixed κ , there exist critical values τ_c^s at which \tilde{g}_c^\pm merges.

Now we can construct the complete steady-state phase diagram for the open anisotropic QRM, as shown in the upper panels of Fig. 1 for $\kappa = 0$ (a), $\kappa = 1$ (b), and $\kappa = 3$ (c) in the (τ, \tilde{g}) -plane. The phase diagram for $\kappa = 0$, originally reported in Ref. [46], is reproduced and extended here. The phase boundaries between the NP and the SRP, given by \tilde{g}_c^\pm in Eq. (7), are represented by

solid red and black lines, respectively. The boundaries corresponding to real s_z , defined by Eq. (5) for $\kappa \neq 0$ or Eq. (6) for $\kappa = 0$, are shown as black dashed lines; for simplicity, these are collectively referred to as \tilde{g}_c^b curves throughout this work.

The region enclosed between the \tilde{g}_c^b curve and the \tilde{g}_c^\pm curves corresponds to a new phase, termed the SRP+NP phase, which will be analyzed in the next subsection. For $\kappa \neq 0$, an isolated SRP+NP region—bounded only by the \tilde{g}_c^b curve—also emerges, as shown in (b). Such an isolated region can also appear in the regimes of large \tilde{g} and τ in (c) (though it lies outside the range displayed in this figure), due to the two solutions of \tilde{g}_c^b in Eq. (5). In contrast to the case without the \mathbf{A}^2 term in (a), where the phase diagram is symmetric in τ , the inclusion of the \mathbf{A}^2 term breaks this symmetry and results in an asymmetric phase structure.

Importantly, as shown in Fig. 1(b) and (c) for $\kappa \geq 1$, no superradiant phase transition occurs along the line $\tau = 1$. This confirms that the no-go theorem remains robust even in the open QRM. Nevertheless, when $\tau \neq 1$, the superradiant phase transition does take place. Crucially, this anisotropy enables the system to overcome the no-go theorem.

Tricritical points, marked by red circles, arise from the intersection of the NP, SP, and SRP+NP phases. Each such point corresponds to the crossing of the \tilde{g}_c^b curve and one branch of the \tilde{g}_c^\pm transition lines. Notably, once the \mathbf{A}^2 term is present, this tricritical point no longer coincides with the intersection point \tilde{g}_{c0} (green pentagram) of the \tilde{g}_c^\pm lines, as illustrated in the insets of Fig. 1 (b) and (c).

This distinction can be directly verified: for fixed $\tilde{\gamma}$ and nonzero κ , the value of τ determined from Eq. (8) cannot simultaneously satisfy $\tilde{g}_c^b = \tilde{g}_c^+ = \tilde{g}_c^-$. By contrast, in the case of $\kappa = 0$, \tilde{g}_c^b becomes arbitrary. Hence, the tricritical point is determined solely by the intersection of the \tilde{g}_c^\pm lines [46]. In contrast to the $\kappa = 0$ case where the tricritical point is defined by the \tilde{g}_c^\pm intersection, its position changes once the \mathbf{A}^2 term is included, as shown in Fig. 1(b, c). This relocation results in a modified critical behavior near the tricritical point, which will be examined in Sec. IV.

2. Special Cases and Previous Limits

It is instructive to verify that the above nontrivial solutions reproduce known results in the absence of the \mathbf{A}^2 term or in the dissipationless limit ($\tilde{\gamma} \rightarrow 0$).

First, upon setting $\kappa = 0$, the expressions for s_z and \tilde{g}_c^\pm reduce to those obtained by Lyu et al. [46]:

$$\tilde{g}_c^\pm = \frac{\sqrt{\tau^2 + 1 \pm \sqrt{4\tau^2 - \tilde{\gamma}^2(1 - \tau^2)^2}}}{|1 - \tau^2|}. \quad (9)$$

In the symmetric QRM and in the absence of the \mathbf{A}^2 term ($\tau = 1, \kappa = 0$), the solutions simplify to $s_z =$

$-(1 + \tilde{\gamma})/4\tilde{g}^2$, $\alpha = \pm \frac{\tilde{\gamma}}{1 - i\tilde{\gamma}} \sqrt{1 - (1 + \tilde{\gamma}^2)^2/(16\tilde{g}^4)}$, and the critical coupling strength becomes $g_c^- = \sqrt{1 + \tilde{\gamma}^2}/2$, which reproduces previously established results [43]. On the other hand, when the \mathbf{A}^2 term is included and the TRK condition $\kappa > 1$ is imposed in the symmetric case, the determinant of the coefficient matrix becomes:

$$\det[\mathcal{M}] = -\frac{1}{4}[(1 + 4\kappa\tilde{g}^2 + \tilde{\gamma}^2) + 4\tilde{g}^2 s_z]. \quad (10)$$

Setting $\det[\mathcal{M}] = 0$ yields the unphysical solution $s_z = -(1 + \tilde{\gamma}^2 + 4\kappa\tilde{g}^2)/(4\tilde{g}^2) < -1$. This implies that the DPT is prohibited and the no-go theorem remains valid in the symmetric open QRM.

Second, taking the dissipationless limit ($\tilde{\gamma} \rightarrow 0$) corresponding to a closed system, Eq. (7) reduces to

$$\tilde{g}_c^\pm = \sqrt{\frac{\tau^2 - 2\kappa + 1 \pm \sqrt{4(\kappa - \tau)^2}}{(\tau - 1)^2[(1 + \tau)^2 - 4\kappa]}}, \quad (11)$$

which yields

$$\begin{aligned} \tilde{g}_c^- &= \frac{1}{|1 - \tau|}, & \tau < \kappa, \\ \tilde{g}_c^- &= \frac{1}{\sqrt{(\tau + 1)^2 - 4\kappa}}. & \tau > \kappa, \end{aligned} \quad (12)$$

These expressions coincide with the critical couplings \tilde{g}_c^p and \tilde{g}_c^x of the closed model, i.e., the critical strengths for the p-type and x-type SRPs which are clearly distinguished by their real and purely imaginary coherent amplitudes, respectively [33]. Notably, both originate from the branch \tilde{g}_c^- , while \tilde{g}_c^+ has no counterpart in the dissipationless (closed) system.

To establish a direct connection with the dissipationless limit, the lower panels of Fig. 1 reproduce the ground-state phase diagrams of the closed anisotropic QRM from Ref. [33] at corresponding κ values. Consequently, the black solid line in Fig. 1(c) traces the same phase boundary as the ensemble of blue dashed and solid lines in panel (f). Similarly, the first-order phase transition boundary for the ground state, obtained from Eq. (5) with $\tilde{\gamma} = 0$ as $\tilde{g}_c^f = \sqrt{\tau/[\kappa(\tau - 1)^2]}$, coincides with the boundary separating the p-type and x-type SRPs; hence, the black dashed line in Fig. 1(c) maps directly onto the red dashed line in panel (f).

The two critical lines given by Eq. (12) intersect at $\kappa = \tau > 1$, which defines the tricritical point $\tilde{g}_c^{\text{tri}} = 1/(\kappa - 1)$. This expression can also be derived from Eq. (5) in the dissipationless limit ($\tilde{\gamma} \rightarrow 0$) and matches the closed-model result [33]. Therefore, in the right panels ($\kappa = 3$), both the tricritical point and the \tilde{g}_c^\pm intersection point \tilde{g}_{c0} continuously evolve and coalesce into the ground-state tricritical point (red circle in Fig. 1(f) as $\tilde{\gamma} \rightarrow 0$). Moreover, the tricritical points at $\tau < \kappa$ have no counterpart in the closed system.

As $\tilde{\gamma} \rightarrow 0$, one branch of Eq. (6) for $\kappa = 0$ reduces to $\tau_c^b = \mp\tilde{\gamma}/2 \rightarrow 0$. Furthermore, from Eq. (7), we

obtain $\tilde{g}_c^\pm = 1/(1 \mp \tau)$. Thus, in the absence of the \mathbf{A}^2 term, the tricritical points approach $\tau = 0$ and $\tilde{g} = 1$ in the dissipationless limit, which coincides with the exact tricritical point in the closed system, as illustrated in Fig. 1(d). By contrast, the tricritical points appearing in Fig. 1(b) have no counterpart in the closed system, which itself exhibits no tricritical points. Indeed, this holds for all cases where $0 < \kappa \leq 1$.

Interestingly, in the open anisotropic QRM, the emergence of the new SRP+NP phase results in tricritical points for both positive and negative τ —in sharp contrast to the closed QRM, where tricritical points exist only for $\tau > 0$. Notably, the global phase diagram in Fig. 1(a) contains four such tricritical points, all situated on the four vertical lines specified by Eq. (6) for $\kappa = 0$.

To facilitate direct comparison with known results for the open anisotropic QRM (e.g., Ref. [46]), we present the steady-state phase diagram for the system including the \mathbf{A}^2 term on the $(g_{cr} = \tau\tilde{g} > 0, g_r = \tilde{g} > 0)$ -plane in Fig. 5 of Appendix A. For reference, the phase diagram without this term (reproducing Fig. 1 of Ref. [46]) and that of the closed QRM [33] are replotted in the left panels, respectively, using the same coordinate system. Evidently, inclusion of the \mathbf{A}^2 term significantly enriches the steady-state phase structure.

B. Stability analysis

To examine the dynamical stability of the mean-field solutions, we analyze the stability of both the NP and the SRP. Small fluctuations around the mean-field steady states are introduced as $\alpha \rightarrow \alpha + \delta\alpha$, $s_- \rightarrow s_- + \delta s_-$, and $s_z \rightarrow s_z + \delta s_z$. Retaining only terms linear in these fluctuations yields a set of linearized equations of motion around the mean-field solutions, which capture the dynamics of small perturbations and allow for an assessment of the dynamical stability of both the NP and the SRP.

In the limit $\Delta/\omega \rightarrow \infty$, the spin dynamics becomes much faster than the cavity dynamics and adiabatically follows the cavity field. Accordingly, the spin fluctuations can be eliminated by imposing $d\delta s_x/dt = 0$ and $d\delta s_y/dt = 0$, corresponding to their instantaneous steady-state conditions. Within this adiabatic approximation, the spin fluctuations are expressed in terms of the cavity-field fluctuations as

$$\begin{aligned} \delta s_x &= \frac{2\tilde{g}s_z(1+\tau)}{\Sigma} \left\{ \left[4\tilde{g}^2(1-\tau)^2 y^2 + 1 \right] \delta x \right. \\ &\quad \left. - 4\tilde{g}^2(1-\tau)^2 xy\delta y \right\}, \\ \delta s_y &= \frac{2\tilde{g}s_z(1-\tau)}{\Sigma} \left\{ 4\tilde{g}^2(1+\tau)^2 xy\delta x \right. \\ &\quad \left. - \left[4\tilde{g}^2(1+\tau)^2 x^2 + 1 \right] \delta y \right\}. \end{aligned} \quad (13)$$

where $\Sigma = 1 + 4\tilde{g}^2[(1+\tau)^2 x^2 + (1-\tau)^2 y^2]$. As a result, the spin degrees of freedom can be adiabatically eliminated, yielding an effective stability matrix \mathbb{M} that depends solely on the cavity-field operators [see Appendix B for details].

The eigenvalues $\lambda_\pm = \omega \left[-\tilde{\gamma} \pm \sqrt{\tilde{\gamma} - Q/\Sigma} \right]$ of the effective stability matrix \mathbb{M} determine the stability of the mean-field solutions and thus characterize the phase diagram. Here, $Q = (1 + \tilde{\gamma}^2 + 4\kappa\tilde{g}^2)\Sigma + 2(1 + \tau^2)s_z\tilde{g}^2 + (1 - \tau^2)^2[s_z^2 + 4(x^2 + y^2)s_z]\tilde{g}^4 + 4\kappa s_z(1 - \tau)^2\tilde{g}^4[4\tilde{g}^2(1 + \tau)^2x^2 + 1]$. The signs of the real parts of λ_\pm fully determine whether small fluctuations around the mean-field values grow or decay in time. For the NP, the expression of Q reduces to $Q_{\text{np}} = 1 + \tilde{\gamma}^2 + 2(2\kappa - \tau^2 - 1)\tilde{g}^2 + (1 - \tau)^2[(1 + \tau)^2 - 4\kappa]\tilde{g}^4 > 0$ and this condition defines the stability region of the NP. The corresponding boundary, given by $Q_{\text{np}} = 0$, coincides with the critical coupling strengths \tilde{g}_c^\pm given in Eq. (7) and represented by the black and red solid curves in Fig. 1.

Interestingly, a bistable region emerges where the NP and SRP coexist. Crossing the critical line \tilde{g}_c^\pm triggers a second-order dissipative phase transition between NP and SRP. Notably, even within the NP region, the onset of the SRP begins at the boundary \tilde{g}_c^b , where s_z becomes real, yielding a finite α , consequently, a stable SRP also emerges.

The order parameter $|\alpha|$ is shown in Fig. 2(a) to characterize the nature of the DPTs, with particular attention paid to the transition between the bistable phase and the NP. To this end, we fix the dimensionless CRW coupling strength at $g_{cr} = \tau\tilde{g} = 3$ for $\kappa = 3$, as indicated by the black dotted line in Fig. 5(c). As \tilde{g} increases, the system undergoes successive phase transitions: NP \rightarrow NP+SRP \rightarrow SRP \rightarrow NP.

In panel (a), along the $g_{cr} = \tau\tilde{g} = 3$ line, as \tilde{g} crosses $\tilde{g}_c^b \approx 0.415$, the order parameter $|\alpha|$ exhibits a discontinuous jump from zero to a finite value, marking a first-order DPT from the NP to the bistable phase (NP+SRP). Further increasing the coupling beyond $\tilde{g}_c^+ \approx 1.173$ causes the NP to lose dynamical stability, driving the system into the SRP. When \tilde{g} exceeds $\tilde{g}_c^- \approx 1.995$, $|\alpha|$ continuously decays to zero, indicating a second-order DPT back to the NP. These results underscore the rich interplay between dissipation and anisotropy in governing the DPTs.

As shown in panel (b), we fix $\tau = \tau_c^s \approx 2.603$ along a vertical line passing through the intersection point of $\tilde{g}_{c0} = \tilde{g}_c^\pm$ in Fig. 1(c). Along this path, the system undergoes a first-order dynamical DPT from the NP to NP+SRP, characterized by a sudden jump of $|\alpha|$ when \tilde{g} exceeds $\tilde{g}_c^b \approx 0.724$. Meanwhile, the NP remains stable throughout, and no phase transition occurs at $\tau = \tau_c^s$. However, the fluctuations of the mean photon number exhibit a higher-order critical exponent at the intersection point $\tilde{g}_{c0} \approx 0.839$, as discussed in Sec. IV.

In panel (c), $|\alpha|$ is shown along the vertical line that passes through the tricritical point in Fig. 1(c). Along

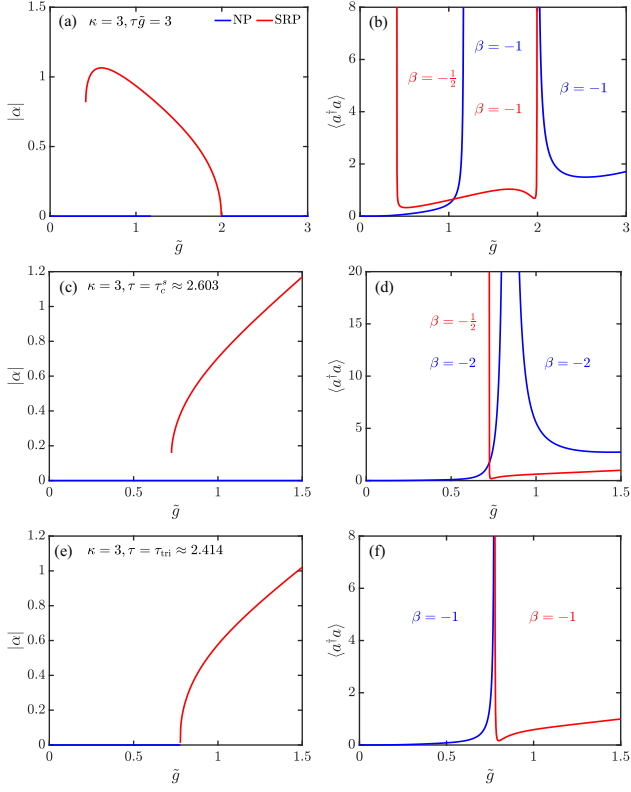


FIG. 2. The left panels display the order parameter $|\alpha|$ along three representative parameter paths: (a) a path with fixed CRW coupling strength $g_{cr} = \tau\tilde{g} = 3$, corresponding to the black dotted line in Fig. 5(c); (c) a path that crosses the intersection point \tilde{g}_{c0} of \tilde{g}_c^\pm lines at fixed $\tau = \tau_c^s \approx 2.603$; and (e) a path passing through the tricritical point at fixed $\tau = \tau_{tri} \approx 2.414$. The right panels show the photon-number fluctuations along the same parameter paths, with (b), (d), and (f) corresponding to panels (a), (c), and (e), respectively. Solid blue and red curves represent the NP and the SRP, respectively. Other parameters are fixed at $\kappa = 3$ and $\gamma = 0.5\omega$.

this line, $|\alpha|$ becomes nonzero via a second-order DPT from the NP to the SRP. This behavior occurs because the \mathbf{A}^2 term shifts the tricritical point, causing it to no longer coincide with the intersection of the \tilde{g}_c^\pm boundaries. As a result, the system does not enter a bistable phase along this path.

IV. EFFECTIVE MASTER EQUATION AND QUANTUM FLUCTUATIONS

In this section, effective master equations governing the full quantum dynamics are derived in the frequency limit $\Delta/\omega \rightarrow \infty$, where the resulting description is characterized by a quadratic form in the cavity-field operators. The quantum fluctuations of the cavity-field are then obtained from the equations of motion for the second moments of cavity-field operators.

A. Normal phase

In the NP, the photon number in the cavity is close to zero and the steady-state solution is given by $\alpha = 0$. We therefore perform the following sequence of transformations to derive the effective master equation. Firstly, a squeezing transformation $S^\dagger H S$ is applied using the squeezing operator $S = \exp[\frac{r}{2}(a^{\dagger 2} - a^2)]$ with $r = -\frac{1}{4} \ln(1 + 4\kappa\tilde{g}^2)$ to eliminate the \mathbf{A}^2 term. Subsequently, a Schrieffer-Wolff (SW) transformation is performed, $H_{np} = V^\dagger H' V$, where $V = \frac{\tilde{g}}{\Delta}(a^\dagger \sigma_- - a \sigma_+) - \frac{\tilde{g}\tau}{\Delta}(a^\dagger \sigma_+ - a \sigma_-)$. Retaining terms up to second order in the small parameter ω/Δ and projecting onto the spin-down subspace $|\downarrow\rangle$, the resulting low-energy effective Hamiltonian is obtained as

$$H_{np}^\downarrow = R_{np} a^\dagger a + P_{np} a^{\dagger 2} + P_{np}^* a^2. \quad (14)$$

Here, $R_{np} = \frac{\omega}{2} \left[2\xi - \tilde{g}^2 \left(\frac{(1+\tau)^2}{\xi} + \xi(1-\tau)^2 \right) \right]$ and $P_{np} = \frac{\omega}{4} \tilde{g}^2 \left[\xi(1-\tau)^2 - \frac{(1+\tau)^2}{\xi} \right]$, where $\xi = \sqrt{1 + 4\kappa\tilde{g}^2}$. The corresponding effective master equation for the NP is obtained by applying the same sequence of transformations to the original Lindblad equation (2), yielding $\dot{\rho}_{np} = -i[H_{np}^\downarrow, \rho_{np}] + \gamma \mathcal{D}[\tilde{a}]$, where $\tilde{a} = V^\dagger S^\dagger a S V = a \cosh r + a^\dagger \sinh r$, $\rho_{np} = \langle \downarrow | V^\dagger S^\dagger \rho S V | \downarrow \rangle$ and the effective dissipative super-operator $\mathcal{D}[\tilde{a}] = 2\tilde{a}\rho_{np}\tilde{a}^\dagger - \tilde{a}^\dagger\tilde{a}\rho_{np} - \rho_{np}\tilde{a}^\dagger\tilde{a}$. Only the first moments of the field operators are retained. The resulting equations of motion for $\mathbf{a} = (\langle a \rangle, \langle a^\dagger \rangle)^T$ are derived from the effective Hamiltonian (14) as

$$\dot{\mathbf{a}} = L_{np} \mathbf{a}, \quad (15)$$

with the Liouville matrix

$$L_{np} = \begin{pmatrix} -iR_{np} - \gamma \cosh r & -2iP_{np}^* - \gamma \sinh r \\ 2iP_{np} - \gamma \sinh r & iR_{np} - \gamma \cosh r \end{pmatrix}. \quad (16)$$

The eigenvalues l_{np}^\pm of L_{np} are given by $l_{np}^\pm = -\gamma \cosh r \pm \sqrt{\gamma^2 (\cosh^2 r - 1) + 4|P_{np}|^2 - R_{np}^2}$. The NP is dynamically stable when the real parts of all eigenvalues are negative. It is noted that l_{np}^- is always negative. The condition $l_{np}^+ = 0$ also yields stability boundaries that are consistent with the critical couplings \tilde{g}_c^\pm given in Eq. (7).

B. Superradiant phase

Photons in the cavity is macroscopically populated when the system enters the SRP. Firstly, a displacement transformation is applied to the Hamiltonian (1) using the displacement operator $D(\alpha) = \exp[\sqrt{\Delta/\omega}(\alpha a^\dagger - \alpha^* a)]$. And the transformed master equation is described by $\dot{\bar{\rho}} = -i[\bar{H}, \bar{\rho}] + \gamma \mathcal{D}[\bar{a}]$, where $\bar{\rho} = D^\dagger \rho D$, $\bar{H} = D^\dagger H D + i\sqrt{\Delta\omega}\tilde{\gamma}(\alpha^* \bar{a} - \alpha \bar{a}^\dagger)$. The second term of \bar{H} describe only spin part and it can be diagonalized as $U^\dagger \bar{H}_s U = \frac{\Delta}{2} \sqrt{1 + 4\tilde{g}^2} |\alpha + \tau\alpha^*|^2 \sigma_z = \frac{\Delta\sigma_z}{2|s_z|}$

by the unitary operator

$$U = \frac{1}{\sqrt{2\chi + 2\sqrt{\chi}}} \begin{pmatrix} 1 + \sqrt{\chi} & -2\tilde{g}(\alpha^* + \tau\alpha) \\ 2\tilde{g}(\alpha + \tau\alpha^*) & 1 + \sqrt{\chi} \end{pmatrix}, \quad (17)$$

where $\chi = 1/s_z^2$. And $\bar{H}' = U^\dagger \bar{H} U$ is transformed Hamiltonian in new spin basis. The linear terms of \bar{H}' vanish after projection onto the spin-down subspace $|\downarrow\rangle$. Subsequently, the same squeezing transformation $\bar{H}'' = S^\dagger \bar{H}' S$ is applied to eliminate the \mathbf{A}^2 term. Finally, a SW transformation $H_{\text{srp}} = V^\dagger \bar{H}'' V$ is performed, followed by projection onto the spin-down subspace $|\downarrow\rangle$, yielding the effective Hamiltonian in the SRP, which retains the same mathematical structure as NP:

$$H_{\text{srp}}^\downarrow = R_{\text{srp}} a^\dagger a + P_{\text{srp}} a^{\dagger 2} + P_{\text{srp}}^* a^2. \quad (18)$$

The expressions for the coefficients R_{srp} and P_{srp} are lengthy and are provided in Appendix C. The corresponding effective master equation for the SRP takes the form $\dot{\rho}_{\text{srp}} = -i[H_{\text{srp}}^\downarrow, \rho_{\text{srp}}] + \gamma \mathcal{D}[\bar{a}]$, where $\rho_{\text{srp}} = \langle \downarrow | V^\dagger S^\dagger U^\dagger \bar{\rho} U S V | \downarrow \rangle$ and $\bar{a} = V^\dagger S^\dagger U^\dagger a U S V$ [see Appendix C for details]. The Liouville matrix retains the same mathematical structure as Eq. (16) and the SRP is dynamically stable when the real parts of all eigenvalues l_{srp}^\pm are negative.

C. Quantum fluctuations and universality

Within the effective master equation framework, the quantum fluctuations of the cavity field are investigated based on the effective Hamiltonians of the NP (Eq. (14)) and the SRP (Eq. (18)). The fluctuations are characterized by the second moments of the field operators, defined as $\mathbf{s} = (\langle a^\dagger a \rangle, \langle a^2 \rangle, \langle a^{\dagger 2} \rangle)^T$. Thus their dynamics is governed by the equation of motion

$$\dot{\mathbf{s}} = K\mathbf{s} + Y, \quad (19)$$

where

$$K = \begin{pmatrix} -2\gamma & 2iP^* & -2iP \\ -4iP & -2iR - 2\gamma & 0 \\ 4iP^* & 0 & 2iR - 2\gamma \end{pmatrix}, \quad (20)$$

and $Y = (2\gamma \sinh^2 r, -2iP - \gamma \sinh 2r, 2iP^* - \gamma \sinh 2r)^T$. Here, $P = P_{\text{np/srp}}$ and $R = R_{\text{np/srp}}$ denote the coefficients for the NP and the SRP, respectively. The steady-state solution is then given by $\mathbf{s}_s = -K^{-1}Y$, and the photon-number fluctuations in the steady state are obtained as

$$\langle a^\dagger a \rangle = \frac{\tilde{R}^2 \sinh^2 r + \tilde{P} \sinh 2r + 2|P|^2}{\gamma^2 + \tilde{R}^2 - 4|P|^2}, \quad (21)$$

where $\tilde{R}^2 = R^2 + \gamma^2$ and $\tilde{P} = \gamma \text{Im}(P) - R \text{Re}(P)$. Based on the solutions obtained above, we now examine the universal critical behavior associated with the DPTs in

the anisotropic QRM including the \mathbf{A}^2 term. The fluctuations of the local mean photon number near the critical points diverge as

$$\langle a^\dagger a \rangle \propto |\tilde{g} - \tilde{g}_c|^\beta, \quad (22)$$

where β denotes the critical exponent. Meanwhile, the Liouvillian gap $l_{\text{np/srp}}^+$ closes at the transition point, with the asymptotic decay rate scaling as $\text{Re}[l_{\text{np/srp}}^+] \propto |\tilde{g} - \tilde{g}_c|^\nu$. The two critical exponents are related by $\beta = -\nu$.

For the NP, the divergence of the mean photon number in the vicinity of the critical couplings \tilde{g}_c^\pm is governed by the vanishing of the denominator, $Q_{\text{np}} \equiv \gamma^2 + R_{\text{np}}^2 - 4|P_{\text{np}}|^2 = (\tilde{g}^2 - \tilde{g}_c^{+2})(\tilde{g}^2 - \tilde{g}_c^{-2})$. Accordingly, as $\tilde{g} \rightarrow \tilde{g}_c^\pm$, the mean photon number diverges with the critical exponent $\beta = -1$ as shown in Fig. 2(b, f), indicating a second-order DPT that belongs to the Dicke universality class. At the intersection point $\tau = \tau_c^s$, given by Eq. (8), the two critical branches \tilde{g}_c^+ and \tilde{g}_c^- merge into a single critical point \tilde{g}_{c0} . As a consequence, the denominator of $\langle a^\dagger a \rangle_{\text{np}}$ reduces to $(\tilde{g}^2 - \tilde{g}_{c0}^2)^2$, giving rise to a higher-order divergence characterized by the critical exponent $\beta = -2$, as shown in Fig. 2(d). At this intersection point, the two branches \tilde{g}_c^\pm share a common tangent.

In the panel Fig. 2(b, d), near the critical point of the first-order DPT at \tilde{g}_c^b , a distinct scaling behavior with critical exponent $\beta = -1/2$ emerges, signaling a new universality class associated with the bistable phase. This result is consistent with the first-order DPT between the NP and the SRP+NP bistable phase reported in Ref. [46].

The difference manifests in the scaling of the mean photon number along the vertical line that passes through the tricritical point in Fig. 1(c). In the absence of the \mathbf{A}^2 term, the scaling exponent $\beta = -2$ along the similar line was reported in Ref. [46]. This anomalous scaling originates from the coincidence of the \tilde{g}_c^\pm intersection point \tilde{g}_{c0} with the tricritical point.

By contrast, when the \mathbf{A}^2 term is included, the photon-number fluctuations at the tricritical point revert to the scaling exponent $\beta = -1$, as shown in Fig. 2(f). This occurs because the tricritical point now meets only one of the \tilde{g}_c^\pm critical lines and not the intersection \tilde{g}_{c0} . Consequently, only one of the two factors $(\tilde{g}^2 - \tilde{g}_c^{+2})$ and $(\tilde{g}^2 - \tilde{g}_c^{-2})$ becomes relevant in the expression for Q_{np} . This shift, which moves the tricritical point away from \tilde{g}_{c0} , demonstrates that the \mathbf{A}^2 term plays a decisive role in governing the critical behavior. In fact, near the tricritical point, the critical behavior is path dependent rather than universal: approaching the point along different paths in parameter space leads to distinct scaling behaviors [50].

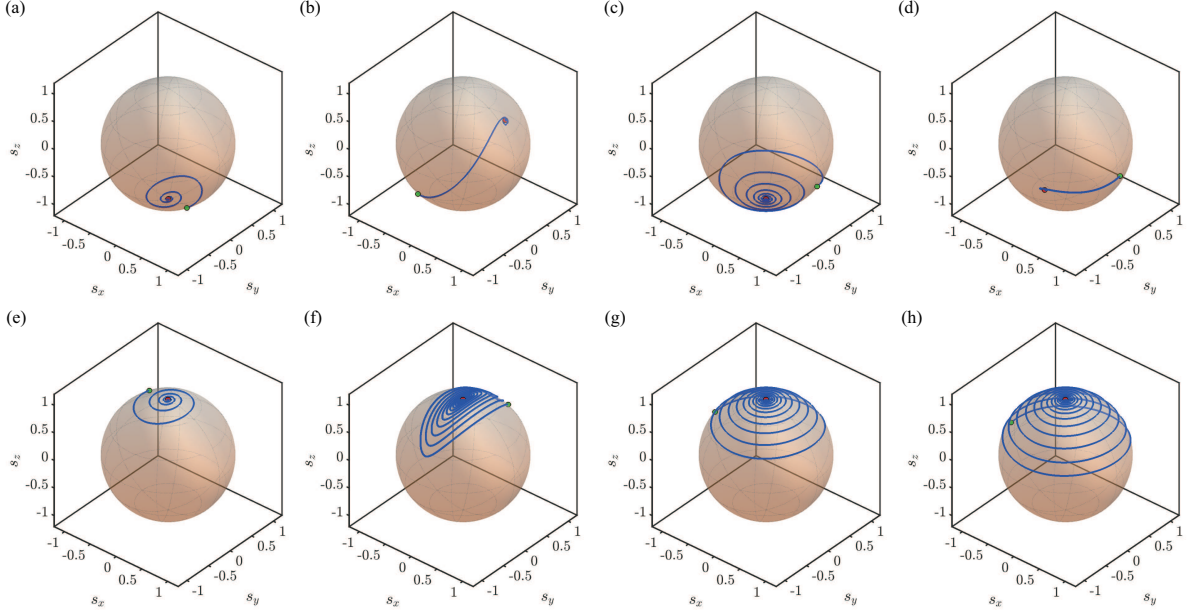


FIG. 3. Bloch-sphere trajectories of the spin dynamics for different coupling strengths \tilde{g} and anisotropy parameters τ . Upper panels correspond to a distinct parameter set: (a) the NP at $(\tau = 0.5, \tilde{g} = 1)$ with the initial state $\alpha_0 = 0.2 + 0.2i$, (b) the SRP at $(\tau = 2, \tilde{g} = 1)$ with the initial state $\alpha_0 = 0.2 + 0.2i$, and (c-d) the bistable phase at $(\tau = 6, \tilde{g} = 0.5)$ with initial states $\alpha_0 = 0.3 + 0.05i$ (c) and $\alpha_0 = 0.7 + 0.1i$ (d). The trajectories evolve from the initial coherent states (green dots) toward their corresponding steady states (red dots), with the dynamical evolution represented by the blue curves. Lower panels (e-h), all trajectories start from initial conditions with $s_z > 0$ and converge to the spin-inverted steady state $s_z = 1$, with each panel corresponding to the same parameter settings as in the upper panels (a-d), respectively. Other system parameters are fixed at $\kappa = 3$ and $\gamma = 0.5\omega$.

V. NUMERICAL VALIDATION AND CHARACTERIZATION OF THE STEADY-STATE PHASES

In this section, we first examine the evolution from an arbitrary initial state to the corresponding steady state in each parameter region of a given phase, thereby confirming the results obtained in the previous section. We then use the Wigner function to characterize the different steady-state phases, which can serve as a reference for experimental detection.

A. Spin dynamics

In the limit $\Delta/\omega \rightarrow \infty$, the spin dynamics evolves on a much faster timescale than the cavity field and can thus be adiabatically eliminated from the mean-field equations of motion. This procedure yields the relations $s_- = \tilde{g}(\alpha + \tau\alpha^*)s_z$ and $s_z = \pm 1/\sqrt{1 + 4\tilde{g}^2(\alpha + \tau\alpha^*)^2}$. Substituting these expressions into the cavity equation leads to a closed semiclassical motion equation for the

cavity field:

$$\frac{d\alpha}{dt} = -i\omega(1 - i\tilde{\gamma})\alpha \mp i\frac{\omega\tilde{g}^2[(1 + \tau^2)\alpha + 2\tau\alpha^*]}{\sqrt{1 + 4\tilde{g}^2(\alpha + \tau\alpha^*)^2}} - i2\omega\kappa\tilde{g}^2(\alpha + \alpha^*). \quad (23)$$

To validate the mean-field steady-state solutions, we numerically solve Eq. (23) across different phases by varying the parameters \tilde{g}, τ . The resulting spin dynamics are visualized as trajectories projected onto the Bloch sphere, as shown in Fig. 3. For the solution branch with $s_z < 0$, the spin projections corresponding to the NP, SRP, and bistable phase are displayed in Fig. 3(a-d).

In the NP, the spin relaxes toward the normal steady state characterized by $s_z = -1$, as illustrated in Fig. 3(a). Within the SRP, the system evolves into a superradiant steady state with $-1 < s_z < 0$, shown in Fig. 3(b). In the bistable phase, the long-time behavior depends sensitively on the initial conditions: the system may relax either to the normal steady state (Fig. 3(c)) or to the superradiant steady state (Fig. 3(d)).

In addition, when the solution branch with $s_z > 0$ is selected, the system always evolves toward the spin-inverted state characterized by $s_z = 1$, regardless of the initial conditions and the phase under consideration. This behavior is illustrated in Fig. 3(e-h).

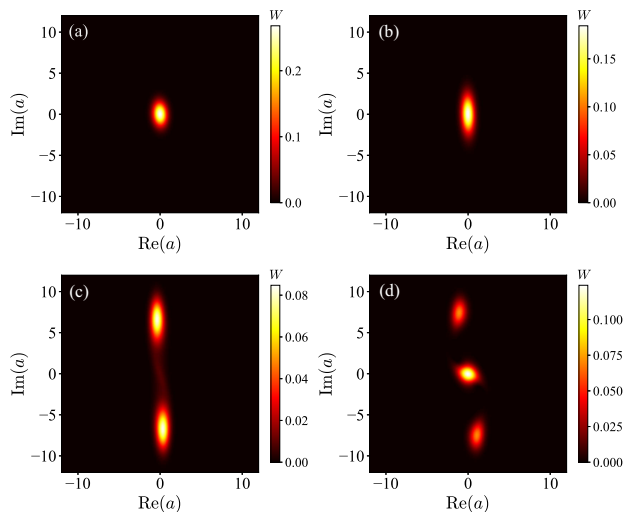


FIG. 4. Steady-state Wigner functions of the cavity field for the anisotropic QRM including the \mathbf{A}^2 term. Each panel corresponds to a distinct phase: (a)–(b) NP, (c) SRP, and (d) bistable phase. Upper panels (a)–(b) depict the symmetric case ($\tau = 1$) with $\tilde{g} = 0.5$ and 1 , respectively, where the superradiant phase transition is forbidden. Panels (c) and (d) correspond to the asymmetric case with $\tau = 2.4, \tilde{g} = 0.9$ and $\tau = 3.3, \tilde{g} = 0.6$, respectively. Other parameters are fixed at $\kappa = 3$ and $\gamma = 0.5\omega$.

B. Wigner function

The Wigner function provides a quasi-probability distribution in phase space and offers a clear visualization of the field amplitude and its quantum coherence. In particular, Wigner function indicate non-classical features such as squeezing and interference. We display the Wigner function of the cavity-field in different steady-state phases of the open anisotropic QRM, obtained by numerically projecting the steady state onto the spin-down subspace at a finite frequency ratio. The single-mode Wigner function is defined as

$$W(x_a, p_a) = \frac{1}{\pi} \int_{-\infty}^{\infty} dy' e^{2ip_a y'} \langle x_a - y' | \rho | x_a + y' \rangle, \quad (24)$$

where ρ is the reduced cavity density matrix obtained by projecting the full steady state onto the spin-down subspace $|\downarrow\rangle$.

In the isotropic case $\tau = 1$, the system remains in the NP for all coupling strengths. Consequently, the Wigner function displays a single elliptic peak centered at the origin, which is characteristic of a squeezed vacuum state, as shown in Fig. 4(a–b). This behavior originates from the \mathbf{A}^2 term, which opens an additional channel that suppresses the onset of the superradiant phase transition. In the SRP, the two symmetry-related superradiant steady-state solutions give rise to a superposition of two displaced squeezed states, resulting in a squeezed Schrödinger-cat-like Wigner distribution, as illustrated in Fig. 4(c). By contrast, in the bistable phase, the co-

existence of NP and SRP solutions leads to a trimodal structure in the Wigner function, consisting of a central squeezed component associated with the NP and two symmetrically displaced squeezed components corresponding to the SRP, as shown in Fig. 4(d).

VI. CONCLUSION

We have conducted a systematic investigation of the steady-state phase transitions in the open anisotropic QRM, explicitly incorporating the \mathbf{A}^2 term. It is convincingly demonstrated that the anisotropy parameter τ provides a crucial pathway to circumvent the no-go theorem applicable in the open isotropic setting, thereby enabling a remarkably rich and varied steady-state phase diagram.

Through a comprehensive mean-field semiclassical analysis, we identify the emergence of three distinct phases: the NP, the SRP, and extended bistable phases characterized by the coexistence of NP and SRP. These three phases converge at tricritical points in the parameter space. With the exception of the first-order phase transition between the NP and the bistable phase, all other phase transitions are found to be of second order. The synergistic interplay between the anisotropy τ and the \mathbf{A}^2 term strength κ is shown to facilitate a variety of DPTs, allowing for broad tunability of the phase structure.

The consistency and robustness of the mean-field solutions are further validated through detailed stability analysis, exact spin dynamics simulations, and characterization via the Wigner function of the cavity field. Notably, these beyond-mean-field approaches also uncover pronounced nonclassical features—such as quadrature squeezing—in the steady state of the cavity field, highlighting the inherently quantum nature of the emergent phases.

The quantum fluctuations of the cavity field are further analyzed based on the effective Hamiltonians of the NP and SRP in the limit of infinite qubit–cavity frequency ratio. Analytically, we find that near the intersection of the two critical couplings \tilde{g}_c^\pm , the photon-number fluctuations exhibit an anomalous critical exponent $\beta = -2$. This behavior differs from that at the tricritical point and contrasts with the case in which the \mathbf{A}^2 term is absent, demonstrating the high sensitivity of scaling properties to the presence of the \mathbf{A}^2 term. In earlier observations without the \mathbf{A}^2 term, the anomalous exponent $\beta = -2$ near the tricritical point [46] could be attributed to the coincidence of the two critical couplings \tilde{g}_c^\pm at that point. When \mathbf{A}^2 term is introduced, the photon-number fluctuations near the tricritical point revert to the conventional scaling behavior with $\beta = -1$.

This work establishes a comprehensive open-system framework for circumventing the no-go theorem via anisotropy-induced mechanisms while fully respecting the TRK sum rule. It identifies experimentally viable

pathways toward realizing dissipative multistability in realistic quantum platforms such as circuit QED and trapped-ion systems. The emergence of rich DPTs and diverse steady-state phases reveal the constructive role played by both dissipation and the \mathbf{A}^2 term in stabilizing steady-state criticality, thereby providing a unified and physically relevant description of nonequilibrium phase

transitions in open quantum systems.

ACKNOWLEDGMENTS

This work is supported by the National Key R&D Program of China under Grant No. 2024YFA1408900 and the National Natural Science Foundation of China under Grant No. 92565201.

APPENDIX A: THE EXPLICIT SOLUTIONS FOR STEADY STATE

Here, the nontrivial solutions of the steady-state equation Eq. (3) in maintext are presented, which can be rewritten as a system of four linear equations, $\mathcal{M}(x, y, s_x, s_y)^T = 0$, with

$$\mathcal{M} = \begin{pmatrix} 1 + 4\kappa\tilde{g}^2 & \tilde{\gamma} & \frac{\tilde{g}}{2}(1 + \tau) & 0 \\ \tilde{\gamma} & -1 & 0 & \frac{\tilde{g}}{2}(1 - \tau) \\ -\tilde{g}(1 + \tau)s_z & 0 & \frac{1}{2} & 0 \\ 0 & \tilde{g}(1 - \tau)s_z & 0 & \frac{1}{2} \end{pmatrix}. \quad (\text{A1})$$

For a linear equation system, the condition for nontrivial solutions is that the determinant vanishes, which leads to

$$\det[\mathcal{M}] = -\frac{1}{4} \left\{ 2 \left[\tilde{g}^2 (1 + \tau^2) + 2\kappa\tilde{g}^4 (1 - \tau)^2 \right] s_z + (1 + 4\kappa\tilde{g}^2 + \tilde{\gamma}^2) + (1 - \tau^2)^2 \tilde{g}^4 s_z^2 \right\}. \quad (\text{A2})$$

Then, the nontrivial solutions of s_z are obtained as $s_z = -[h \pm \sqrt{h^2 - q}] / [(1 - \tau^2)^2 \tilde{g}^2]$, where $h = [1 + \tau^2 + 2\kappa\tilde{g}^2(1 - \tau)^2]$ and $q = (1 - \tau^2)^2(1 + 4\kappa\tilde{g}^2 + \tilde{\gamma}^2)$. Using the condition of spin conservation $s_x^2 + s_y^2 + s_z^2 = 1$ and the relation $s_x = 2\tilde{g}(1 + \tau)s_z$, $s_y = 2\tilde{g}(\tau - 1)s_z$, the corresponding nontrivial solutions for x, y are

$$x = \pm \sqrt{\frac{1 - s_z^2}{4\tilde{g}^2 s_z^2 \left[(1 + \tau)^2 + \frac{\tilde{\gamma}^2 (1 - \tau)^2}{[1 + \tilde{g}^2 (1 - \tau)^2 s_z]^2} \right]}}, \quad y = \pm \sqrt{\frac{1 - s_z^2}{4\tilde{g}^2 s_z^2 \left[(1 - \tau)^2 + \frac{\tilde{\gamma}^2 (1 + \tau)^2}{[1 + 4\kappa\tilde{g}^2 + \tilde{g}^2 (1 + \tau)^2 s_z]^2} \right]}}. \quad (\text{A3})$$

In this appendix, we replot the phase diagram of both the open and closed QRMs (Fig. 1) in the $(g_{cr} = \tau\tilde{g} > 0, g_r = \tilde{g} > 0)$ -plane as Fig. 5 for reference in the main text. In this new representation, τ is always positive. Notably, in the absence of the \mathbf{A}^2 term ($\kappa = 0$), the phase diagrams for both the open and closed QRMs exhibit symmetry about the diagonal line $\tau = 1$. With the inclusion of the \mathbf{A}^2 term, however, they become asymmetric.

APPENDIX B: ADIABATICALLY ELIMINATION IN STABILITY ANALYSIS

Here, details of the stability analysis for the mean-field solutions in the frequency limit $\Delta/\omega \rightarrow \infty$ are presented. After expanding the order parameters around their mean-field values, $\alpha \rightarrow \alpha + \delta\alpha$, $s_- \rightarrow s_- + \delta s_-$, and $s_z \rightarrow s_z + \delta s_z$, the equations of motion for these fluctuations can be expressed as

$$\begin{aligned} \frac{d}{dt}\delta x &= -\omega\tilde{\gamma}\delta x + \omega\delta y - \omega\frac{(1 - \tau)\tilde{g}}{2}\delta s_y, \\ \frac{d}{dt}\delta y &= -\omega(1 + 4\kappa\tilde{g}^2)\delta x - \omega\tilde{\gamma}\delta y - \omega\frac{(1 + \tau)\tilde{g}}{2}\delta s_x, \\ \frac{d}{dt}\delta s_x &= -2\Delta(1 - \tau)\tilde{g}s_z\delta y + 2\Delta(1 - \tau)\tilde{g}y\frac{s_x}{s_z}\delta s_x + \Delta\left[2(1 - \tau)\tilde{g}y\frac{s_y}{x_z} - 1\right]\delta s_y, \\ \frac{d}{dt}\delta s_y &= -2\Delta(1 + \tau)\tilde{g}s_z\delta x + \Delta\left[2(1 + \tau)\tilde{g}x\frac{s_x}{x_z} + 1\right]\delta s_x + 2\Delta(1 + \tau)\tilde{g}x\frac{s_y}{s_z}\delta s_y. \end{aligned} \quad (\text{B1})$$

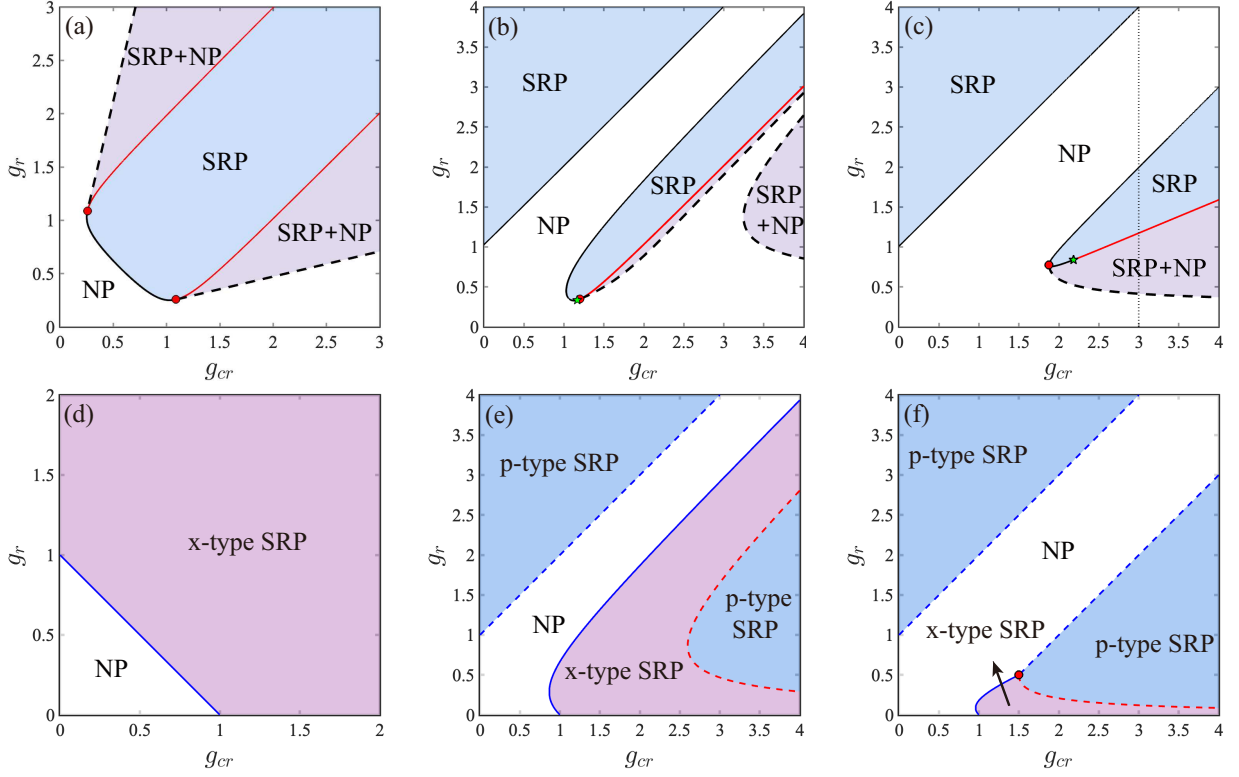


FIG. 5. The phase diagram from Fig. 1 is replotted in the $(g_{cr} = \tau\tilde{g} > 0, g_r = \tilde{g} > 0)$ -plane, keeping the same notation as in the original figure. In panel (c), the black dotted line traces a path at fixed CRW coupling strength $g_{cr} = 3$, which is used in the main text to analyze fluctuations and universal critical behavior.

Then, the relation between the spin fluctuations is used as $\delta s_z = -\frac{1}{s_z}(s_x \delta s_x + s_y \delta s_y) = -2\tilde{g}(1+\tau)x \delta s_x + 2\tilde{g}(1-\tau)y \delta s_y$. By rewriting Eq. (B1) in matrix form, the dynamical equations of the fluctuations become

$$\frac{d}{dt} \begin{pmatrix} \delta x \\ \delta y \\ \delta s_x \\ \delta s_y \end{pmatrix} = \begin{pmatrix} -\omega\tilde{\gamma} & \omega & 0 & \omega\frac{(1-\tau)\tilde{g}}{2} \\ -\omega(1+4\kappa\tilde{g}^2) & -\omega\tilde{\gamma} & -\omega\frac{(1+\tau)\tilde{g}}{2} & 0 \\ 0 & -2\Delta(1-\tau)\tilde{g}s_z & 2\Delta(1-\tau)\tilde{g}y\frac{s_x}{s_z} & \Delta[2(1-\tau)\tilde{g}y\frac{s_y}{s_z} - 1] \\ -2\Delta(1+\tau)\tilde{g}s_z & 0 & \Delta[2(1+\tau)\tilde{g}x\frac{s_x}{s_z} + 1] & 2\Delta(1+\tau)\tilde{g}x\frac{s_y}{s_z} \end{pmatrix} \begin{pmatrix} \delta x \\ \delta y \\ \delta s_x \\ \delta s_y \end{pmatrix}. \quad (\text{B2})$$

The spin fluctuations can be eliminated in the frequency limit $\Delta/\omega \rightarrow \infty$ by imposing $d\delta s_x/dt = 0$ and $d\delta s_y/dt = 0$. Substituting Eq. (13) into Eq. (B2), we obtain the reduced dynamical equation which only the fluctuation of field:

$$\frac{d}{dt} \begin{pmatrix} \delta x \\ \delta y \end{pmatrix} = \omega \mathbb{M} \begin{pmatrix} \delta x \\ \delta y \end{pmatrix}, \quad (\text{B3})$$

where the elements of the stability matrix \mathbb{M} are

$$\begin{aligned} \mathbb{M}_{11} &= -\tilde{\gamma} - 4s_zxy(1-\tau^2)^2\tilde{g}^4/\Sigma, & \mathbb{M}_{12} &= 1 + s_z(1-\tau)^2[4x^2(1+\tau)^2\tilde{g}^2 + 1]\tilde{g}^2/\Sigma, \\ \mathbb{M}_{21} &= -(1+4\kappa\tilde{g}^2) - s_z(1+\tau)^2[4y^2(1-\tau)^2\tilde{g}^2 + 1]\tilde{g}^2/\Sigma, & \mathbb{M}_{22} &= -\tilde{\gamma} + 4s_zxy(1-\tau^2)^2\tilde{g}^4/\Sigma. \end{aligned} \quad (\text{B4})$$

APPENDIX C: THE EFFECTIVE HAMILTONIAN FOR SUPERRADIANT PHASE

The detailed derivation for obtaining the effective Hamiltonian of the SRP is presented. First, a displacement unitary transformation is applied to the original master equation (2) with the displacement operator $D(\alpha) =$

$\exp \left[\sqrt{\Delta/\omega} (\alpha a^\dagger - \alpha^* a) \right]$. The transformed master equation is then given by

$$\dot{\bar{\rho}} = -i [\bar{H}, \bar{\rho}] + \gamma \mathcal{D}[\bar{\rho}], \quad (\text{C1})$$

where $\bar{\rho} = D^\dagger \rho D$, $\bar{H} = D^\dagger H D + i\sqrt{\Delta\omega}\tilde{\gamma}(\alpha^* a - \alpha a^\dagger)$. The transformed Hamiltonian reads

$$\begin{aligned} \bar{H} = & \omega a^\dagger a + \omega \kappa \tilde{g}^2 (a + a^\dagger)^2 + \Delta (|\alpha|^2 + 4\kappa \tilde{g}^2 x^2) + \frac{\Delta}{2} \sigma_z + \Delta \tilde{g} [(\alpha^* + \tau \alpha) \sigma_+ + h.c.] \\ & + \sqrt{\Delta\omega} \tilde{g} [(a \sigma_+ + a^\dagger \sigma_-) + h.c.] + \sqrt{\Delta\omega} \{ [(1 + i\tilde{\gamma}) \alpha^* + 4\kappa \tilde{g}^2 x] a + h.c. \}. \end{aligned} \quad (\text{C2})$$

The term of the Hamiltonian (C2), \bar{H}_s , describes only the spin part and can be diagonalized as $U^\dagger \bar{H}_s U = \frac{\Delta}{2} \sqrt{1 + 4\tilde{g}^2 |\alpha + \tau \alpha^*|^2} \sigma_z = \frac{\Delta \sigma_z}{2|s_z|}$ by the unitary operator

$$U = \frac{1}{\sqrt{2}\sqrt{\chi + \sqrt{\chi}}} \begin{pmatrix} 1 + \sqrt{\chi} & -2\tilde{g}(\alpha^* + \tau \alpha) \\ 2\tilde{g}(\alpha + \tau \alpha^*) & 1 + \sqrt{\chi} \end{pmatrix}, \quad (\text{C3})$$

where $\chi = 1/s_z^2$. Under the unitary transformation defined above, the interaction term between the atom and the field, \bar{H}_{int} , takes the form

$$U^\dagger \bar{H}_{\text{int}} U = \sqrt{\Delta\omega} [(\bar{g}_r a \sigma_+ + \bar{g}_r^* a^\dagger \sigma_-) + (\bar{g}_{cr} a^\dagger \sigma_+ + \bar{g}_{cr}^* a \sigma_-)] - \sqrt{\Delta\omega} (\eta a^\dagger + \eta^* a) \sigma_z, \quad (\text{C4})$$

with

$$\begin{aligned} \bar{g}_r &= -\frac{\tilde{g}}{2} \left[1 + \frac{1}{\sqrt{\chi}} - 4\tau \tilde{g}^2 \frac{(\alpha + \tau \alpha^*)^2}{\chi + \sqrt{\chi}} \right], \\ \bar{g}_{cr} &= -\frac{\tilde{g}}{2} \left[\tau \left(1 + \frac{1}{\sqrt{\chi}} \right) - 4\tilde{g}^2 \frac{(\alpha + \tau \alpha^*)^2}{\chi + \sqrt{\chi}} \right], \\ \eta &= \frac{\tilde{g}^2}{\sqrt{\chi}} [(1 + \tau^2) \alpha + 2\tau \alpha^*]. \end{aligned} \quad (\text{C5})$$

Thus, the Hamiltonian (C2) in the new spin basis, $\bar{H}' = U^\dagger \bar{H} U$, can be rewritten as

$$\begin{aligned} \bar{H}' = & \omega a^\dagger a + \omega \kappa \tilde{g}^2 (a + a^\dagger)^2 + \Delta (|\alpha|^2 + 4\kappa \tilde{g}^2 + x^2) + \frac{\Delta \sigma_z}{2|s_z|} \\ & + \sqrt{\Delta\omega} [(\bar{g}_r a \sigma_+ + \bar{g}_r^* a^\dagger \sigma_-) + (\bar{g}_{cr} a^\dagger \sigma_+ + \bar{g}_{cr}^* a \sigma_-)], \end{aligned} \quad (\text{C6})$$

It can be readily verified that the linear terms in \bar{H}' vanish after projection onto the spin-down subspace $|\downarrow\rangle$. Subsequently, we perform squeezing transformation $\bar{H}'' = S^\dagger \bar{H}' S$ to eliminate \mathbf{A}^2 term by squeezing operator $S = \exp \left[\frac{r}{2} (a^{\dagger 2} - a^2) \right]$ with $r = -\frac{1}{4} \ln (1 + 4\kappa \tilde{g}^2)$. The transformed Hamiltonian is

$$\bar{H}'' = \omega' a^\dagger a + \frac{\Delta'}{2} \sigma_z + \sqrt{\Delta\omega} (\bar{g}'_r a \sigma_+ + \bar{g}'_r^* a^\dagger \sigma_- + \bar{g}'_{cr} a^\dagger \sigma_+ + \bar{g}'_{cr}^* a \sigma_-), \quad (\text{C7})$$

where $\bar{g}'_r = \bar{g}_r \cosh r + \bar{g}_{cr} \sinh r$, $\bar{g}'_{cr} = \bar{g}_r \sinh r + \bar{g}_{cr} \cosh r$ and $\Delta' = \Delta/|s_z|$. A SW transformation $H_{\text{srp}} = V^\dagger \bar{H}'' V$ is then applied, with $V = \frac{\sqrt{\Delta\omega}}{\Delta'} (\bar{g}'_r^* a^\dagger \sigma_- - \bar{g}'_r a \sigma_+ + \bar{g}'_{cr}^* a \sigma_- - \bar{g}'_{cr} a^\dagger \sigma_+)$. Finally, projecting H_{srp} onto the spin-down subspace $|\downarrow\rangle$ yields the effective Hamiltonian for the SRP,

$$H_{\text{srp}}^\downarrow = R_{\text{srp}} a^\dagger a + P_{\text{srp}} a^{\dagger 2} + P_{\text{srp}}^* a^2, \quad (\text{C8})$$

where $R_{\text{srp}} = \omega [\xi - |s_z| (|\bar{g}'_r|^2 + |\bar{g}'_{cr}|^2)]$ and $P_{\text{srp}} = -\omega |s_z| \bar{g}'_r \bar{g}'_{cr}^*$. The effective master equation for SRP become $\dot{\rho}_{\text{srp}} = -i [H_{\text{srp}}^\downarrow, \rho_{\text{srp}}] + \gamma \mathcal{D}[\bar{a}]$, where $\rho_{\text{srp}} = \langle \downarrow | V^\dagger S^\dagger U^\dagger \bar{\rho} U S V | \downarrow \rangle$ and $\bar{a} = V^\dagger S^\dagger U^\dagger a U S V = a \cosh r + a^\dagger \sinh r$.

[1] R. H. Dicke, Coherence in spontaneous radiation processes, Phys. Rev. **93**, 99 (1954).

[2] K. Hepp and E. H. Lieb, On the superradiant phase transition for molecules in a quantized radiation field: the

- Dicke maser model, *Ann. Phys. (N.Y.)* **76**, 360 (1973).
- [3] Y. K. Wang and F. T. Hioe, Phase transition in the Dicke model of superradiance, *Phys. Rev. A* **7**, 831 (1973).
 - [4] C. Emary and T. Brandes, Quantum chaos triggered by precursors of a quantum phase transition: The Dicke model, *Phys. Rev. Lett.* **90**, 044101 (2003).
 - [5] T. Niemczyk, F. Deppe, H. Huebl, E. P. Menzel, F. Hocke, M. J. Schwarz, J. J. Garcia-Ripoll, D. Zueco, T. Hümmer, E. Solano, A. Marx, and R. Gross, Circuit quantum electrodynamics in the ultrastrong-coupling regime, *Nat. Phys.* **6**, 772 (2010).
 - [6] P. Forn-Díaz, J. Lisenfeld, D. Marcos, J. J. García-Ripoll, E. Solano, C. J. P. M. Harmans, and J. E. Mooij, Observation of the Bloch–Siebert shift in a qubit-oscillator system in the ultrastrong coupling regime, *Phys. Rev. Lett.* **105**, 237001 (2010).
 - [7] F. Yoshihara, T. Fuse, S. Ashhab, K. Kakuyanagi, S. Saito, and K. Semba, Superconducting qubit-oscillator circuit beyond the ultrastrong-coupling regime, *Nat. Phys.* **13**, 44 (2017).
 - [8] J. S. Pedernales, I. Lizuain, S. Felicetti, G. Romero, L. Lamata, and E. Solano, Quantum Rabi model with trapped ions, *Sci. Rep.* **5**, 15472 (2015).
 - [9] M.-L. Cai, Z.-D. Liu, W.-D. Zhao, Y.-K. Wu, Q.-X. Mei, Y. Jiang, L. He, X. Zhang, Z.-C. Zhou, and L.-M. Duan, Observation of a quantum phase transition in the quantum Rabi model with a single trapped ion, *Nat. Commun.* **12**, 1126 (2021).
 - [10] S. Felicetti, E. Rico, C. Sabin, T. Ockenfels, J. Koch, M. Leder, C. Grossert, M. Weitz, and E. Solano, Quantum Rabi model in the Brillouin zone with ultracold atoms, *Phys. Rev. A* **95**, 013827 (2017).
 - [11] S. Ashhab, Superradiance transition in a system with a single qubit and a single oscillator, *Phys. Rev. A* **87**, 013826 (2013).
 - [12] M.-J. Hwang, R. Puebla, and M. B. Plenio, Quantum phase transition and universal dynamics in the Rabi model, *Phys. Rev. Lett.* **115**, 180404 (2015).
 - [13] I. I. Rabi, Space quantization in a gyrating magnetic field, *Phys. Rev.* **51**, 652 (1937).
 - [14] M. Liu, S. Chesi, Z.-J. Ying, X. Chen, H.-G. Luo, and H.-Q. Lin, Universal scaling and critical exponents of the anisotropic quantum Rabi model, *Phys. Rev. Lett.* **119**, 220601 (2017).
 - [15] L.-T. Shen, Z.-B. Yang, H.-Z. Wu, and S.-B. Zheng, Quantum phase transition and quench dynamics in the anisotropic Rabi model, *Phys. Rev. A* **95**, 013819 (2017).
 - [16] X.-Y. Chen, L. Duan, D. Braak, and Q.-H. Chen, Multiple ground-state instabilities in the anisotropic quantum Rabi model, *Phys. Rev. A* **103**, 043708 (2021).
 - [17] A. Baksic and C. Ciuti, Controlling discrete and continuous symmetries in “superradiant” phase transitions with circuit QED systems, *Phys. Rev. Lett.* **112**, 173601 (2014).
 - [18] P. Kirton, M. M. Roses, J. Keeling, and E. G. D. Torre, Introduction to the Dicke model: From equilibrium to nonequilibrium, and vice versa, *Adv. Quantum Technol.* **2**, 1800043 (2019).
 - [19] M.-J. Hwang and M. B. Plenio, Quantum phase transition in the finite Jaynes–Cummings lattice systems, *Phys. Rev. Lett.* **117**, 123602 (2016).
 - [20] Y.-Y. Zhang, Z.-X. Hu, L. Fu, H.-G. Luo, H. Pu, and X.-F. Zhang, Quantum phases in a quantum Rabi triangle, *Phys. Rev. Lett.* **127**, 063602 (2021).
 - [21] K. Rzażewski, K. Wódkiewicz, and W. Żakowicz, Phase transitions, two-level atoms, and the A^2 term, *Phys. Rev. Lett.* **35**, 432 (1975).
 - [22] J. Keeling, Coulomb interactions, gauge invariance, and phase transitions of the Dicke model, *J. Phys. Condens. Matter* **19**, 295213 (2007).
 - [23] A. Vukics, T. Griebner, and P. Domokos, Elimination of the A-square problem from cavity QED, *Phys. Rev. Lett.* **112**, 073601 (2014).
 - [24] P. Nataf and C. Ciuti, No-go theorem for superradiant quantum phase transitions in cavity QED and counterexample in circuit QED, *Nat. Commun.* **1**, 72 (2010).
 - [25] O. Viehmann, J. von Delft, and F. Marquardt, Superradiant phase transitions and the standard description of circuit QED, *Phys. Rev. Lett.* **107**, 113602 (2011).
 - [26] G. M. Andolina, F. M. D. Pellegrino, V. Giovannetti, A. H. MacDonald, and M. Polini, Cavity quantum electrodynamics of strongly correlated electron systems: A no-go theorem for photon condensation, *Phys. Rev. B* **100**, 121109(R) (2019).
 - [27] A. Stokes and A. Nazir, Uniqueness of the phase transition in many-dipole cavity quantum electrodynamical systems, *Phys. Rev. Lett.* **125**, 143603 (2020).
 - [28] A. Baksic, P. Nataf, and C. Ciuti, Superradiant phase transitions with three-level systems, *Phys. Rev. A* **87**, 023813 (2013).
 - [29] T. Liu, Y. Y. Zhang, Q. H. Chen, and K. L. Wang, Possibility of superradiant phase transitions in coupled two-level atoms, *Phys. Lett. A* **376**, 1962 (2012).
 - [30] Y. Wang, M. Liu, W.-L. You, S. Chesi, H.-G. Luo, and H.-Q. Lin, Resilience of the superradiant phase against a^2 effects in the quantum Rabi dimer, *Phys. Rev. A* **101**, 063843 (2020).
 - [31] X. Chen, Z. Wu, M. Jiang, X.-Y. Lü, X. Peng, and J. Du, Experimental quantum simulation of superradiant phase transition beyond no-go theorem via antisqueezing, *Nat. Commun.* **12**, 6281 (2021).
 - [32] X.-Y. Chen, Y.-Y. Zhang, Q.-H. Chen, and H.-Q. Lin, Phase transitions in the anisotropic Dicke–Stark model with a^2 terms, *Phys. Rev. A* **110**, 063722 (2024).
 - [33] T. Ye, Y.-Z. Wang, X.-Y. Chen, Q.-H. Chen, and H.-Q. Lin, Superradiant phase transitions in the quantum Rabi model: Overcoming the no-go theorem through anisotropy, *Phys. Rev. A* **111**, 043716 (2025).
 - [34] D. Rossini and E. Vicari, Coherent and dissipative dynamics at quantum phase transitions, *Phys. Rep.* **936**, 1 (2021).
 - [35] N. Bartolo, F. Minganti, W. Casteels, and C. Ciuti, Exact steady state of a Kerr resonator with one- and two-photon driving and dissipation: Controllable Wigner-function multimodality and dissipative phase transitions, *Phys. Rev. A* **94**, 033841 (2016).
 - [36] D. O. Krimer and M. Pletyukhov, Few-mode geometric description of a driven-dissipative phase transition in an open quantum system, *Phys. Rev. Lett.* **123**, 110604 (2019).
 - [37] S. R. K. Rodriguez, W. Casteels, F. Storme, N. C. Zambon, I. Sagnes, L. L. Gratiet, E. Galopin, A. Lemaître, A. Amo, C. Ciuti, and J. Bloch, Probing a dissipative phase transition via dynamical optical hysteresis, *Phys. Rev. Lett.* **118**, 247402 (2017).
 - [38] T. Tomita, S. Nakajima, I. Danshita, Y. Takasu, and Y. Takahashi, Observation of the Mott insulator to superfluid crossover of a driven-dissipative Bose–Hubbard

- system, *Sci. Adv.* **3**, e1701513 (2017).
- [39] M. Fitzpatrick, N. M. Sundaresan, A. C. Y. Li, J. Koch, and A. A. Houck, Observation of a dissipative phase transition in a one-dimensional circuit QED lattice, *Phys. Rev. X* **7**, 011016 (2017).
 - [40] F. Brennecke, R. Mottl, K. Baumann, R. Landig, T. Donner, and T. Esslinger, Real-time observation of fluctuations at the driven-dissipative Dicke phase transition, *Proc. Natl. Acad. Sci. U.S.A.* **110**, 11763 (2013).
 - [41] J. Klinder, H. K. ler, M. Wolke, L. Mathey, and A. Hemmerich, Dynamical phase transition in the open Dicke model, *Proc. Natl. Acad. Sci. U.S.A.* **112**, 3290 (2015).
 - [42] A. J. Kollár, A. T. Papageorge, V. D. Vaidya, Y. Guo, J. Keeling, and B. L. Lev, Supermode–density–wave–polariton condensation with a bose–einstein condensate in a multimode cavity, *Nat. Commun.* **8**, 14386 (2017).
 - [43] M.-J. Hwang, P. Rabl, and M. B. Plenio, Dissipative phase transition in the open quantum Rabi model, *Phys. Rev. A* **97**, 013825 (2018).
 - [44] M.-L. Cai, Z.-D. Liu, Y. Jiang, Y.-K. Wu, Q.-X. Mei, W.-D. Zhao, L. He, X. Zhang, Z.-C. Zhou, and L.-M. Duan, Probing a dissipative phase transition with a trapped ion through reservoir engineering, *Chin. Phys. Lett.* **39**, 020502 (2022).
 - [45] X. Zhao, Q. Bin, W. Hou, Y. Li, Y. Li, Y. Lin, X.-Y. Lü, and J. Du, Experimental observation of parity-symmetry-protected phenomena in the quantum Rabi model with a trapped ion, *Phys. Rev. Lett.* **134**, 193604 (2025).
 - [46] G. T. Lyu, K. Kottmann, M. B. Plenio, and M.-J. Hwang, Multicritical dissipative phase transitions in the anisotropic open quantum Rabi model, *Phys. Rev. Res.* **6**, 033075 (2024).
 - [47] Q.-T. Xie, S. Cui, J.-P. Cao, L. Amico, and H. Fan, Anisotropic Rabi model, *Phys. Rev. X* **4**, 021046 (2014).
 - [48] S. I. Erlingsson, J. C. Egues, and D. Loss, Energy spectra for quantum wires and two-dimensional electron gases in magnetic fields with rashba and dresselhaus spin-orbit interactions, *Phys. Rev. B* **82**, 155456 (2010).
 - [49] I. C. Skogvoll, J. Lidal, J. Danon, and A. Kamra, Tunable anisotropic quantum Rabi model via a magnon-spin-qubit ensemble, *Phys. Rev. Appl.* **16**, 064008 (2021).
 - [50] E. K. Riedel and F. J. Wegner, Effective critical and tricritical exponents, *Physical Review B* **9**, 294 (1974).