

Resisting Manipulative Bots in Memecoin Copy Trading: A Multi-Agent Approach with Chain-of-Thought Reasoning

Yichen Luo

University College London
London, United Kingdom
yichen.luo.22@ucl.ac.uk

Jiahua Xu

University College London
Exponential Science Foundation
London, United Kingdom
jiahua.xu@ucl.ac.uk

Yebo Feng*

Nanyang Technological University
Singapore
yebo.feng@ntu.edu.sg

Yang Liu

Nanyang Technological University
Singapore
yangliu@ntu.edu.sg

Abstract

The launch of \$Trump coin ignited a wave in meme coin investment. Copy trading, as a strategy-agnostic approach that eliminates the need for deep trading knowledge, quickly gains widespread popularity in the meme coin market. However, copy trading is not a guarantee of profitability due to the prevalence of manipulative bots, the uncertainty of the followed wallets' future performance, and the lag in trade execution. Recently, large language models (LLMs) have shown promise in financial applications by effectively understanding multi-modal data and producing explainable decisions. However, a single LLM struggles with complex, multi-faceted tasks such as asset allocation. These challenges are even more pronounced in cryptocurrency markets, where LLMs often lack sufficient domain-specific knowledge in their training data.

To address these challenges, we propose an explainable multi-agent system for meme coin copy trading. Inspired by the structure of an asset management team, our system decomposes the complex task into subtasks and coordinates specialized agents to solve them collaboratively. Employing few-shot chain-of-thought (CoT) prompting, each agent acquires professional meme coin trading knowledge, interprets multi-modal data, and generates explainable decisions. Using a dataset of 1,000 meme coin projects' transaction data, our empirical evaluation shows that the proposed multi-agent system outperforms both traditional machine learning models and single LLMs, achieving 73% and 70% precision in identifying high-quality meme coin projects and key opinion leader (KOL) wallets, respectively. The selected KOLs collectively generated a total profit of \$500,000 across these projects.

*Corresponding author.

Permission to make digital or hard copies of all or part of this work for personal or classroom use is granted without fee provided that copies are not made or distributed for profit or commercial advantage and that copies bear this notice and the full citation on the first page. Copyrights for components of this work owned by others than the author(s) must be honored. Abstracting with credit is permitted. To copy otherwise, or republish, to post on servers or to redistribute to lists, requires prior specific permission and/or a fee. Request permissions from permissions@acm.org.
Conference acronym 'XX, Woodstock, NY

© 2018 Copyright held by the owner/author(s). Publication rights licensed to ACM.
ACM ISBN 978-1-4503-XXXX-X/2018/06
<https://doi.org/XXXXXXX.XXXXXXX>

ACM Reference Format:

Yichen Luo, Yebo Feng, Jiahua Xu, and Yang Liu. 2018. Resisting Manipulative Bots in Memecoin Copy Trading: A Multi-Agent Approach with Chain-of-Thought Reasoning. In *Proceedings of Make sure to enter the correct conference title from your rights confirmation email (Conference acronym 'XX)*. ACM, New York, NY, USA, 13 pages. <https://doi.org/XXXXXXX.XXXXXXX>

1 Introduction

While manipulative tactics such as rat trading are well-trodden ruses in traditional financial markets, these old-fashioned ploys have now become bot-driven and prey on naïve copy traders in a new hunting ground: the memecoin market.

The launch of \$TRUMP memecoin by U.S. President Trump on January 17, 2025, ignited a surge of speculation in the memecoin market, drawing millions of traders to the memecoin market. However, many of these entrants lack prior trading experience. To lower the barrier to participation, memecoin-tracking platforms such as GMGN introduced copy trading, an automated, one-click feature that allows users to replicate other wallets. In practice, copiers attempt to identify so-called key opinion leader (KOL) wallets—addresses perceived to possess insider knowledge, trading expertise, and consistent profitability—and replicate their trades. As a strategy-agnostic approach, copy trading eliminates the need for in-depth market knowledge and has rapidly become the most popular strategy among inexperienced memecoin traders.

However, copy trading is neither risk-free nor a guaranteed path to profit. Copiers face several challenges, most notably the prevalence of various manipulative bots that can conceal their positions, snipe trades, engage in wash trading, and falsify social media signals. Another major challenge lies in selecting the right KOL wallet. Some KOLs featured on tracking platforms may exploit their influence by buying meme coins early at low prices, prompting copiers to follow and inflate the price, then exiting at a profit—using copiers as exit liquidity. In such cases, copiers may end up buying high and selling low, resulting in losses. Another challenge is performance persistence: KOLs who were successful in the past may underperform as market dynamics shift, particularly with the rise of new manipulative trading bots. Moreover, meme coin values are typically driven by hype and vulnerable to pump-and-dump schemes, meaning even skilled KOLs can suffer loss. To maximize

returns, copiers should be selective, targeting meme coins with higher upward potential and longer life expectancy.

The emergence of large language models (LLMs) has transformed the financial sector, offering powerful tools for meme investment. Numerous studies have highlighted the strong capability of LLMs to process and learn from multi-modal data [16], including text [7, 15] and images [17], making them well-suited for analyzing meme coin markets and evaluating KOL performance across various data types. In addition, their natural language generation capabilities [8, 12] enable them to produce explainable investment decisions. However, the performance of standalone LLMs in financial tasks remains limited, due to the complexity and reasoning demands of the domain [5, 14]. These limitations are even more pronounced in meme coin markets, where domain-specific training data is scarce. To address this, recent research has proposed decomposing complex tasks into subtasks handled by multiple specialized LLM-based agents [11, 13]. Inspired by human cognitive processes, this multi-agent approach enhances reasoning and problem-solving by enabling collaboration among agents, each focusing on a specific aspect of the task. While some studies have explored such agent-based systems in stock or high-cap cryptocurrency markets [1, 2, 6], no prior work has applied them to meme coin investment.

To address these challenges and fill the gap, we propose an explainable, multi-modal, multi-agent framework for meme coin copy trading. Inspired by task specialization in hedge funds, the framework decomposes the trading process into four subtasks—meme coin evaluation, trader assessment, wealth management, and order execution—each handled by a dedicated agent.

The meme evaluation agent identifies meme coins with strong growth potential and long-term viability. The trader evaluation agent selects KOL wallets based on their historical trading performance. The trader evaluation agent selects KOL wallets based on historical trading performance. The meme evaluation agent identifies high-potential, long-lived meme coins using candlestick patterns, trading metrics, and comment sentiment. The wealth management agent allocates capital across copy trading opportunities, while the order execution agent is responsible for submitting buy orders on Pumpfun. Finally, the order execution agent is responsible for submitting buy orders on PumpFun.

To demonstrate the effectiveness of our framework, we use the data of 4,000 meme coin projects to evaluate the performance of our multi-agent model. Our framework not only outperforms single LLM but also produce economically significant profits. The main contribution of this paper is summarized as:

- We are the first to propose an algorithm for detecting manipulative bots. Using the signals generated by this algorithm, even the traditional machine learning models demonstrate predictive power in identifying KOLs.
- We are the first to propose a systematic framework for meme coin copy trading. Our framework outperforms not only traditional machine learning models but also single LLMs in both KOL and high-quality meme selection by integrating multimodal data, generating economically significant profits.
- Inspired by the decision-making processes of professional meme coin traders, we implement chain-of-thought (CoT) prompting for each agent to facilitate learning of expert-level strategies for evaluating meme coins and traders and ensure the explainability.
- Our multi-agent model integrates multi-modal financial data—including text and visual information—into the decision-making process, enabling a more comprehensive understanding of market dynamics and enhancing overall performance.

2 Related Works

This section reviews prior work on using single LLMs and multi-agent frameworks in investment tasks. Owing to their strong language understanding and reasoning abilities, LLMs have been widely adopted for financial applications. Early efforts centered on employing single LLMs to forecast asset prices and implement investment strategies. Some studies developed domain-specific financial LLMs through fine-tuning [5, 9, 14], while others evaluated LLM performance in trading cryptocurrencies such as Bitcoin, Ethereum, and Solana [6]. However, even fine-tuned single-agent models often yield limited predictive power and exhibit significant bias.

To address these shortcomings, recent research has turned to multi-agent systems. For example, the Summarize-Explain-Predict (SEP) framework uses a reflective agent that iteratively generates forecasts and explanations with support from auxiliary agents [3]. Other studies leverage multiple agents to handle data processing, summarization, reflection, and prediction tasks [1, 2, 4]. Luo et al. [10] introduce a multi-agent LLM-based system for managing large-cap cryptocurrency portfolios. Despite these advancements, there is limited work on multi-agent, multi-modal models tailored to low-cap cryptocurrency investment. To bridge this gap, we propose a specialized multi-agent framework where distinct agents process different modalities and collaborate to invest in a universe of emerging cryptocurrencies.

3 Background

In this section, we introduce the concept of meme coin, Pumpfun's business model, key players, and market manipulation dynamic on that platform.

3.1 Meme Coin and Pump.fun

A meme coin is a cryptocurrency that originates from internet memes, typically characterized by low liquidity and volatile price driven by community hype, social media trends, and celebrity endorsements. Pump.fun, the largest meme coin crowdfunding platform on Solana, lets users create meme coins for free.

First, users can upload an image and select a name and ticker, and Pumpfun will use this information to create a new token (so-called meme coin) via a standard smart contract on blockchain with a total supply of 1 billion. Immediately afterward, the creator can choose whether to purchase the token at the lowest available price. Of the total supply, 800 million tokens are made available for trading, while 200 million remain locked. This is similar to the Initial Public Offerings (IPO) application stage in the stock market, but with no extremely simple prospectus and no regulatory approval.

Next, the meme coin enters the “launching stage”. It will be displayed on Pumpfun's front page and open to subscription. At this stage, the creator and other traders could buy or sell 800 million meme coins at a designated price from or to the contract. The

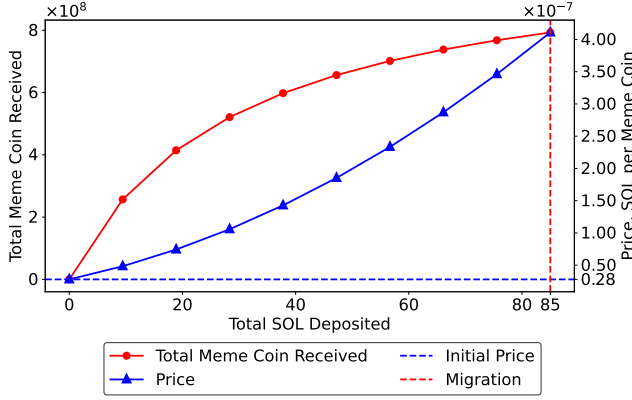


Figure 1: Bonding curve mechanism. Red solid line describes the relationship between the total SOL deposited by traders and the total meme coins received. From this, the price of the meme coin in terms of SOL can also be derived (blue solid line). Blue and red dotted lines are the initial price and migration price. x' and y' are 30 and 1,073,000,191, respectively

bonding curve mechanism, introduced in the next subsection, sets the price. This stage is similar to the primary market, where traders trade with the issuer. Two trivial differences between the meme coin launch stage and the stock IPO are: (1) traders can withdraw the subscription at any point at this stage; and (2) the subscription price and withdrawal price are variable based on the bonding curve mechanism instead of being fixed.

After 800 meme coins are purchased (subscribed), the meme coin project automatically enters the next stage, which is called “migration”. Migration means the meme coin project receives sufficient subscription and will be listed on a decentralized exchange (DEX) so that traders can trade with other traders (i.e., the secondary market). At this stage, the trading on DEX is nothing essentially different from the trading on a stock exchange.

Besides the financial market functions, Pumpfun provides social platform functions. Any user with a Solana wallet can comment on any coin, similar to StockTwit. Each trade bumps the coin’s name to the front page with a brief jiggle. The platform also flags potential bot activity and displays meme coin holding details.

3.2 Bonding Curve Mechanism

For the launch stage of a meme coin project, traders can subscribe to the meme coin using SOL, Solana’s native cryptocurrency, paying a 1% transaction fee and following the bonding curve mechanism. This mechanism defines the relationship between the total SOL deposited and the total meme coins received, given by:

$$y = y' - \frac{k}{x + x'}, \quad (1)$$

where x is the amount of SOL deposited, and y is the corresponding number of meme coins received. The parameters x' and y' represent the virtual reserves of SOL and meme coins, respectively, and are constants set by Pump.fun. Here, $k = x'y'$ is their constant product. Based on Equation 1, we can derive the relationship between the

price of meme coin and the SOL deposited as follows:

$$p = \frac{dx}{dy} = -\frac{(x + x')^2}{k}, \quad (2)$$

where p is the price of the meme coin in terms of SOL. The bonding curve mechanism ensures prices rise with increased demand. In Figure 10, we illustrate the relationship between the total SOL paid and the total meme coins received and the price of meme coins expressed in SOL. Once all 800 million meme coins are purchased, it will be listed on a DEX and the locked 200 million meme coins are migrated, a process known as “migration” or “graduation”.

3.3 Meme Coin Trading Actors

The meme coin ecosystem studied in this paper involves a diverse set of participants, each playing a distinct role in the lifecycle of a meme coin. We identify six key types of players:

3.3.1 Pumpfun. Pumpfun is the most prominent meme coin launchpad at the time this paper is written. It allows anyone with a Solana wallet to create and trade meme coins in a standard way. Pumpfun’s business model involves charging a 1% fee on each buy or sell transaction, as well as a 0.015 SOL migration fee deducted from the liquidity pool.

3.3.2 DEX. After a meme coin reaches its migration threshold on Pumpfun, it is migrated to a DEX, Raydium, for secondary market trading. The DEX relies on Automatic Market Maker (AMM) for liquidity provision and meme coin pricing.

3.3.3 Meme Coin Creator. The creator is the user who initiates a meme coin by uploading metadata and deploying the smart contract via Pumpfun. Creators can profit from early token purchases at low prices, and some employ bots to conceal their ownership, inflate trading volume, or manipulate sentiment. Thus, creators often act as both originators and strategic manipulators within the system.

3.3.4 Traders. Traders are market participants who buy and sell meme coins either during the Pumpfun launch stage or on the DEX after migration. They can be affected by both transparent and hidden manipulative activity, and their profitability varies depending on timing and bot presence.

3.3.5 Bot providers. Bot providers develop and rent or sell automated scripts to actors—typically creators or traders—who wish to manipulate market dynamics, as shown in Figure 3. These bots include bundle bots (to hide ownership), volume bots (to simulate liquidity), and comment bots (to fabricate community sentiment). Bot providers commoditize manipulation and lower the cost of executing deceptive strategies, contributing to the industrialization of wash trading in meme coin markets.

3.4 Rug Pull and Manipulation Bots

While a meme coin migration generally indicates it has attracted sufficient trader attention and achieved higher trading volume and liquidity, this pattern does not always reflect genuine market confidence. In practice, malicious actors can exploit migration by orchestrating rug pulls or deploying wash trading bots to manufacture an illusion of interest and liquidity. Understanding these manipulative

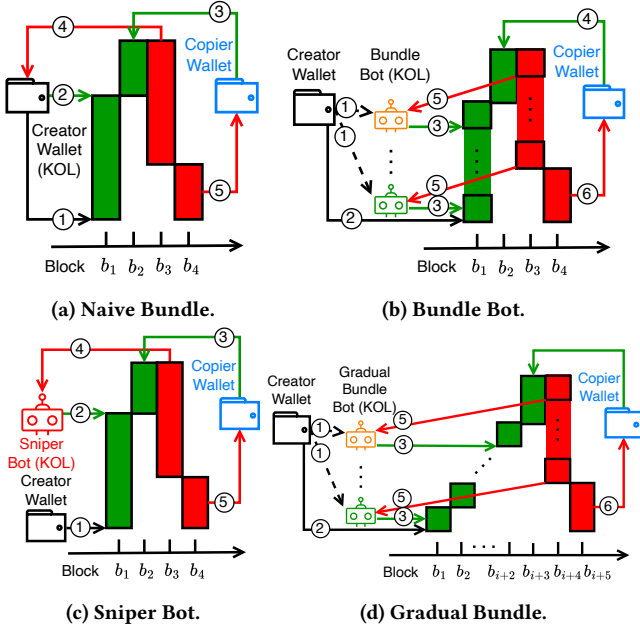


Figure 2: Heuristics for meme coin price impact from bots

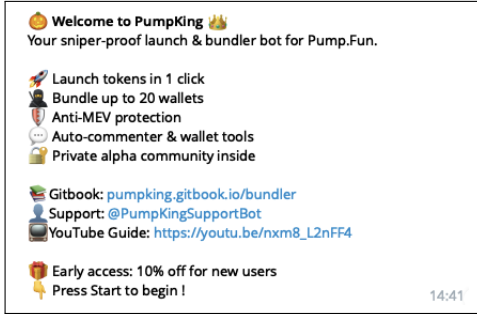


Figure 3: Illustration of pump.fun bots.

practices is essential to avoid being misled by inflated transaction data, as we explore next.

The speculative nature of meme coins makes them highly susceptible to rug pulls—sudden exit scams where the meme coin creator and early participants cash out and abandon the project. To make the scam appear organic, actors often deploy multiple fake wallets to simulate active trading and widespread interest while concealing their own positions, as illustrated in Figure 3. This fabricated activity attracts new buyers, enabling early actors to profit. Typically, three types of automated scripts or bots are used: bundle bots, volume bots, and comment bots. These scripts control multiple wallets to execute coordinated transactions.

3.4.1 Bundle Bot. A launch bundle bot is utilized when a creator launches a meme coin. During a launch on platforms like Pumpfun, the creator can purchase the meme coin at the lowest price based on a bonding curve mechanism, thereby driving up the price by subscribing to more tokens. However, these transactions, including the

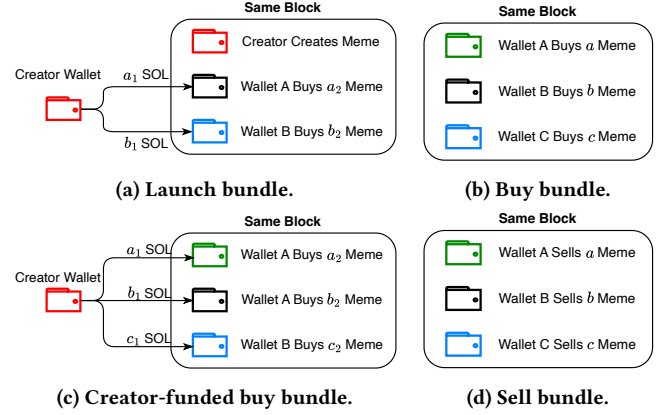


Figure 4: Heuristics for candlestick price impact.



Figure 5: Heuristic for the bump bot.

creator's holdings, are publicly visible on the Pumpfun dashboard. If the creator engages in heavy purchasing to inflate the price, it may signal concentrated ownership to other traders, deterring them from investing due to fears of a rug pull.

To counteract this visibility, the launch bundle bot enables the creator to generate, fund, and control multiple wallets, which simultaneously buy the meme coin during the same creation block. This masks centralized ownership and creates an illusion of organic demand. This technique is analogous to *concealed ownership* strategies in stock markets, where traders may split their orders across multiple accounts or brokers to obscure their intentions. However, Pumpfun flags transactions occurring within the same block as potential bot activity, making this approach easily detectable. Moreover, only the coin creator can insert transactions into the creation block, further exposing such behavior as suspicious. We illustrate the heuristics of bundle bots in Figure 4.

3.4.2 Bump Bot. On Pumpfun, each transaction updates a token's displayed attributes—such as its name, price, and recent trading activity—on the platform's front page, thereby enhancing its visibility and attracting attention from potential traders. Token creators may exploit this mechanism by deploying bumpbots that repeatedly execute offsetting buy and sell orders. These artificial transactions do not alter actual holdings but instead create the illusion of heightened trading interest, inflating the token's perceived popularity. We illustrate the heuristic of the bump bot in Figure 5.

3.4.3 Comment Bot. A Comment Bot is an automated script designed to fabricate user engagement by generating fake comments that simulate community interest and enthusiasm around a meme coin. Operating through multiple controlled wallets, the bot disseminates brief, context-free, and easily replicable positive messages. These comments typically lack substantive information yet are crafted to convey an impression of widespread support and social validation, using phrases such as “To the moon!”, “Don’t miss out!”, or “Huge potential here!”. The primary objective is to mislead genuine users into perceiving strong community backing, thereby encouraging investment under the false assumption of popular traction.

4 A Meme Coin Case Study

To investigate how manipulative bots influence the lifecycle of a meme coin, we present a case study in Figure 6. We select MAO as a presentative example because it exhibits all four types of bots discussed in subsection 3.4. While not all meme coins feature every type of bot, this case illustrates their mechanisms and clarifies how bots shape the lifecycle of a meme coin. For simplicity, wallet addresses are abbreviated to their first five characters.

4.1 Token Creation and Launch Bundle

At 15:06:24 on January 17, 2025, in block 314596960, token creator wallet 7xA7A created meme coin MAO, marked as stage 1 on the timeline in Figure 6. Within the same block, the creator employs an automated script to generate multiple fresh wallets (e.g., 712nX, 6fYZn, and 4hZpo) and purchase MAO, as shown by the red box in the left-hand transaction history panel in Figure 6. This behavior exemplifies the launch bundle described in subsubsection 3.4.1, whereby newly created wallets fabricate trading activity, artificially inflate the coin price, and conceal the creator’s true position.

4.2 Sniper Bot Front-Running

Only four blocks and one second after the launch, the sniper wallet EW6Dk front-ran all other retail traders and purchased the meme coin (orange box and stage 2). This automated sniper bot secured a relatively low entry price through its speed advantage while slightly inflating the coin’s price.

4.3 Comment and Bump Bot

From 15:10:17 to 16:26:42, comment bots disseminated fabricated positive messages (blue box and stage 3), such as “SENDOOR”, a term suggesting that the meme coin would accumulate sufficient market capitalization to migrate. This behavior created the illusion of active community communication and lured uninformed traders to participate. Between 15:37:36 and 16:40:45, the bump bot 4h7Lk.. repeatedly bought and sold the same amount of MAO (purple box and stage 4). Each transaction was bumped to the front page of Pumpfun, thereby attracting additional users.

4.4 Rug Pull

At 16:40:54, the creator and associated launch bundles began selling their holdings with a significant profit, causing the meme coin’s price to drop sharply within a minute (red box and stage 5). The sniper then detected this movement and exited its position with a

moderate profit (orange box and stage 5). Ultimately, most retail traders closed their holdings with a loss.

We also visualize the two key performance metrics for meme coin projects: (1) The vertical dashed gray line indicates the maximum return, defined as the return between the initial price and the peak price. (2) The horizontal dashed gray line denotes dump duration, measured as the time in seconds from the peak time to the point where the price falls to 10% of its peak price.

5 Analyzing Meme Coin Bot Activity

Figure 7 presents the distribution of two performance metrics, maximum return and dump duration, for meme coin projects with and without specific bots. Projects with a launch bundle tend to exhibit slightly higher maximum returns but shorter dump duration on average. This can be attributed to the launch bundle concealing the creator’s holdings and fabricating demand, attracting more traders. However, given the malicious nature of launch bundles, creators often use them to dump the coin quickly to make profits, shortening the dump period. Most projects have sniper bots, and performance differences between those with and without sniper bots are negligible. Projects with comment bots and bump bots display significant increases in both performance metrics. This is intuitive, as bump bots push the coin to Pumpfun’s front page for greater trader exposure, while comment bots fabricate the appearance of an active community to attract traders.

6 Methodology

In this section, we first decompose the meme coin copy trading process into a series of subtasks and formalize each component. We then introduce our proposed multi-agent meme coin copy trading framework, illustrated in Figure 9. This framework allows multiple agents to learn from few-shot CoT prompting and make explainable decisions across wallet selection and meme coin selection.

7 Problem Formulation

7.1 Meme coin selection

We first evaluate meme coin project performance using transaction indicators, candlestick charts, and user comments. Given a vector of meme coin transaction indicators $\alpha_{t-1} = [\alpha_{i,t-1}]_{m \times 1}$, where m is the total number of transaction indicators, and candlestick chart v_{t-1} , and a vector of comments $c_{t-1} = [c_{i,t-1}]_{n \times 1}$, where n is the total number of comments, our goal is to classify and select meme coin i with above-average log return, which is defined as $r_{t,t+j} = \log(\frac{p_{t+j}}{p_t})$, where p_{t+j} is the price when migration and p_t is the price in j minutes.

7.2 Wallet selection

We then identify trader wallets with consistent profitability and low-frequency trading behavior (referred to as KOL). Given a vector of trader-specific transaction indicators $\beta_{t-1} = [\beta_{i,t-1}]_{m \times 1}$, where m is the total number of trader-specific transaction indicators, we need to classify and select traders with the positive profit Π_j on a specific meme coin j .

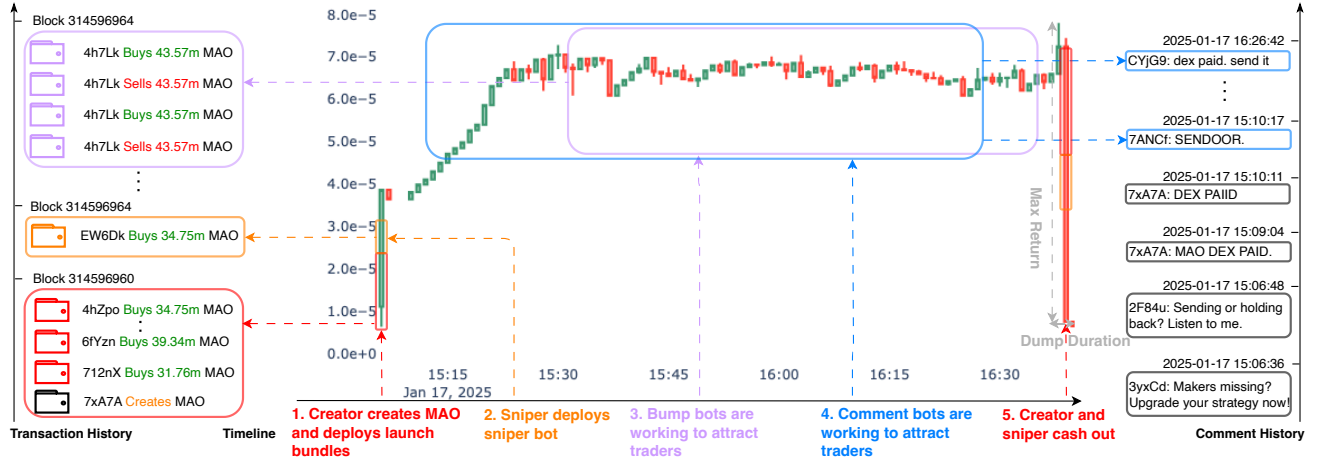


Figure 6: The impact of manipulative bots on the life cycle of a meme coin: a case study of MAO. A timeline highlights key events, which are mapped to the corresponding candlestick segments (framed by color boxes). These candlesticks are then linked to the underlying on-chain transaction and comment histories.

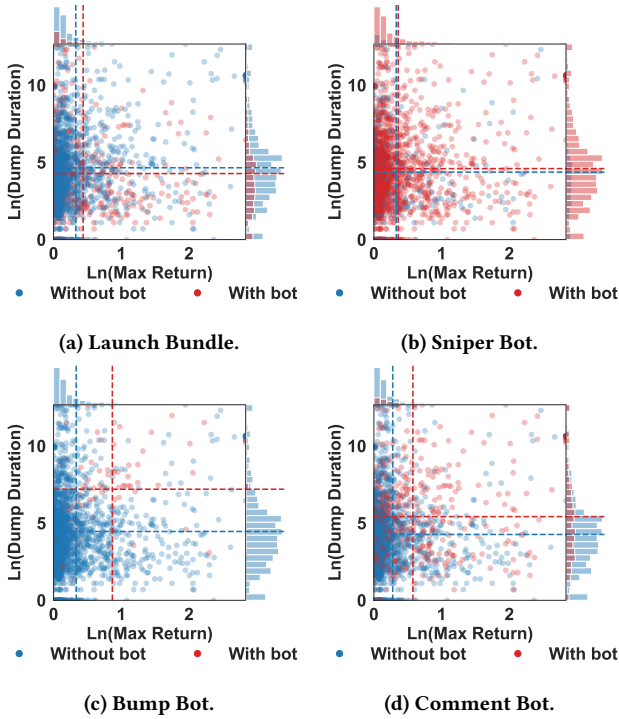


Figure 7: Distribution of performance metrics for meme coin projects with and without specific bots. The dashed line represents the mean of the distribution.

8 Framework Overview

In this paper, we propose an explainable multi-agent framework for meme coin copy trading, as illustrated in Figure 9. The framework consists of four agents: the trader evaluation agent, wealth agent, meme evaluation agent, and DEX agent. The trader evaluation agent

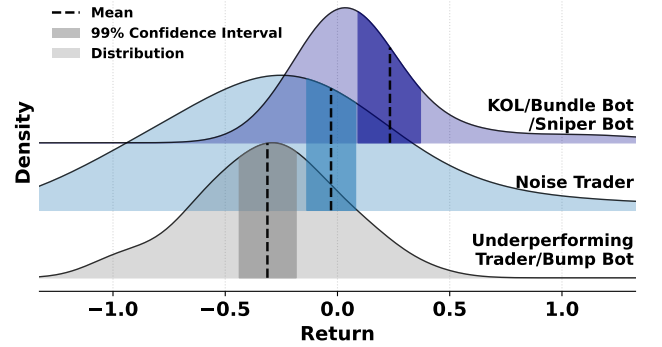


Figure 8: Profit distributions for a KOL/bump bot/sniper bot (CcS..1K3), a noise trader (E9D..pWn), and an underperforming trader/bump bot (J8J..cd1). The dashed line indicates the mean profit across all memecoin projects in which each trader participated. The light shading shows the Gaussian kernel density estimates of project-level trading profits, while the darker shading marks the 99% t -confidence interval for the mean profit of each trader.

selects wallets with consistent profitability and low-frequency trading behavior. The wealth agent manages fund allocation to follow the selected KOL wallets. The meme evaluation agent identifies high-potential, long-lived meme coins using multi-modal data such as transaction metrics, candlestick charts, and user comments. The DEX agent is responsible for the execution of the trading. Each agent is trained with meme coin trading knowledge and domain-specific reasoning via few-shot CoT prompting.

8.1 Meme evaluation agent

To address the meme coin selection problem, we introduce the meme evaluation agent. Using few-shot CoT prompting, the agent

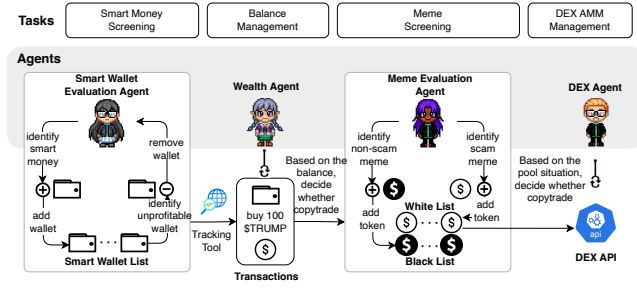


Figure 9: The workflow of LLM-powered multi-agent system for meme coin copy trading.

Algorithm 1 Bundle Bot Detection Algorithm

```

1: Input: Meme coin address  $A$  and on-chain data  $D$ 
2: Output: Bundle bot dictionary  $R$ 
3: Extract the transaction list  $T$  of meme coin  $A$  from  $D$ 
4: Extract the launch block  $B_{\text{launch}}$  of meme coin  $A$ 
5: Initialize  $Bundles \leftarrow \text{defaultdict}(\text{list})$ 
6: for all  $txn \in T$  do
7:    $Bundles[txn.block] \leftarrow Bundles[txn.block] + [txn]$ 
8: end for
9: Initialize  $R \leftarrow \text{defaultdict}(\text{int})$ 
10: for all  $(b, txns) \in Bundles$  do
11:   if  $b = B_{\text{launch}}$  and transfer exists between creator and  $txn$  makers then
12:      $R["\text{Launch Bundle}"] \leftarrow 1$ 
13:   end if
14:   if  $b \neq B_{\text{launch}}$  and all  $txns$  are buy orders then
15:      $R["\text{Buy Bundle}"] \leftarrow 1$ 
16:   if transfer exists between creator and  $txn$  makers then
17:      $R["\text{Creator-Funded Buy Bundle}"] \leftarrow 1$ 
18:   end if
19:   end if
20:   if  $b \neq B_{\text{launch}}$  and all  $txns$  are sell orders then
21:      $R["\text{Sell Bundle}"] \leftarrow 1$ 
22:   end if
23: end for
24: return  $R$ 

```



(a) Meme coin project with good farming opportunity. (b) Meme coin project with poor farming opportunity.

Figure 10: Pre-migration candlestick chart.

learns expert knowledge to identify meme coins with strong farming potential—those likely to exhibit sustained upside in the future. We structure the agent’s reasoning along three key dimensions.

First, the agent evaluates transaction-level metrics to assess farming potential. Strong opportunities are typically characterized by the absence of creator-funded bundles, moderately sized buy and sell bundles, the existence of the bump bot, and high trading activity, as reflected in longer pre-migration durations, a greater number of unique traders, and higher transaction volumes.

Building on the bundle bot heuristics in Figure 4, we propose an algorithm to detect their presence, as illustrated in Algorithm 1.

Algorithm 2 Bump Bot Detection Algorithm

```

1: Input: Meme coin address  $A$  and on-chain data  $D$ 
2: Output: Boolean indicating presence of a bump bot
3: Extract the transaction list  $T$  of meme coin  $A$  from  $D$ 
4: Initialize  $Traders \leftarrow \text{defaultdict}(\text{list})$ 
5: for all  $txn \in T$  do
6:    $Traders[txn.trader] \leftarrow Traders[txn.trader] + [txn]$ 
7: end for
8: for all  $(trader, txns) \in Traders$  do
9:   Initialize  $Flips \leftarrow 0$ 
10:  Initialize  $Position \leftarrow 1$ 
11:  for  $i = 1$  to  $|txns| - 1$  do
12:     $Position \leftarrow Position + txns[i].amount$ 
13:    if  $txns[i + 1]$  has the reverse transaction type and same amount as  $txns[i]$  then
14:       $Flips \leftarrow Flips + 1$ 
15:    end if
16:  end for
17:  if  $\frac{Flips}{Position} \geq c$  then
18:    return True
19:  end if
20: end for
21: return False

```

The algorithm extracts the launch block and transaction history of a meme coin from on-chain data, aggregates transactions occurring in the same block into bundles, and classifies each bundle according to the following rules: (1) bundles in the launch block involving transfers between the creator and transaction makers are identified as creator-funded bundles; (2) bundles outside the launch block containing only buy orders are labeled as buy bundles; (3) bundles outside the launch block with only buy orders and creator-to-trader transfers are classified as creator-funded buy bundles; and (4) bundles outside the launch block containing only sell orders are defined as sell bundles.

However, the algorithm does not capture all possible cases of creator-funded launch or buy bundles, as the creator may channel funds indirectly through intermediary wallets or centralized exchange (CEX). The agent then examines the meme coin’s candlestick chart to identify potential bundle bot activities. Projects with weak farming prospects often exhibit charts with a few large green candles, suggesting that early participants opened sizable positions to dump after migration (see Figure 10b). In contrast, promising projects typically show a healthy pre-migration phase with multiple price fluctuations, reflecting active and organic trading (see Figure 10a).

To detect the presence of a bump bot, we propose the algorithm described in Algorithm 2, building on the heuristic illustrated in Figure 5. We define a wash trading score for each meme coin trader, calculated as the ratio of the number of matched buy–sell transaction pairs of identical amounts to the trader’s net position. This metric captures the characteristic behavior of wash trading bots, which repeatedly execute offsetting trades without materially changing their overall holdings. A meme coin is classified as having a wash trading bot if at least one trader exhibits a wash trading score exceeding the predefined threshold c (set to 50 in this study).

Next, the agent assesses the sentiment of comments. Strong farming potential is often relevant to the participants of non-bot positive comments. Finally, the agent outputs a binary judgment, yes or no, on whether the project offers good farming potential. System instructions, prompts, and few-shot CoT examples are provided in the appendix.

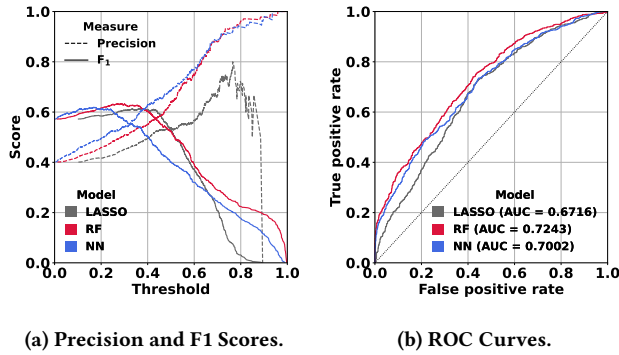


Figure 11: Model performance on the test set measured by Precision, F_1 , and ROC AUC at different threshold levels.

8.2 Wallet evaluation agent

To address the wallet selection problem, we introduce a wallet evaluation agent. Employing few-shot CoT prompting, the agent learns to identify KOL wallets—those with infrequent but consistently profitable trades. Its reasoning is based on three trader metrics: profitability (*Total Profit*, *Total Profit Std*), trading frequency (*Total Average Transaction Number*, *Total Average Transaction Std*), and trading experience (*Total Average Transaction Number*). The agent outputs a binary decision indicating whether a wallet qualifies as a KOL. Details of system instructions, prompts, and few-shot CoT examples for the wallet evaluation agent are included in the appendix.

8.3 Wealth and DEX agent

The wealth agent is responsible for managing cash allocation in the copy-trading process. Based on the current wallet balance, it determines whether executing a copy trade is feasible and optimal. The DEX agent handles trade execution, interfacing directly with the DEX smart contract to perform transactions efficiently and reliably.

9 Experiment

In this section, we discuss the experiment settings and evaluate the performance of our multi-agent system for meme coin copy trading.

9.1 Experiment Settings

We utilize transaction and transfer data sourced from Flipside, which maintains archive nodes with fully indexed access to Solana’s historical data. In particular, we gather the contract address, launch time and block, migration time and block, and the creator’s wallet address for the first 1,000 meme coins that migrated from Pump.fun to a DEX following the launch of \$TRUMP on 2025-01-17 at 14:01:48. For each of these coins, we extract their transaction and transfer records from their initial launch up to 12 hours after migration. Transaction data includes the block number, timestamp, trader address, transaction type (buy/sell), meme token amount, SOL amount, and USD equivalent. Transfer data includes the block number, timestamp, sender, receiver, and the amount of tokens transferred.

9.2 Performance of Meme Evaluation Agent

First, we assess the performance of the meme evaluation agent. Since some data sources may be noisy or less informative, we also report the performance of agents using each data modality individually. Figure 5 shows the results of the meme evaluation agent with CoT prompting across different data types. The agent using transaction data achieves high precision and fair accuracy but low recall and F_1 score, indicating a conservative approach that may overlook profitable farming opportunities. Precision rises from 1 to 30 minutes and then declines from 30 minutes to 10 hours, suggesting the strongest predictive power around the 30-minute mark. Agents relying on technical or comment data show similar patterns: high precision and fair accuracy but low recall and F_1 score, again reflecting an overly conservative stance. In contrast, the agent combining all data sources achieves strong accuracy, precision, recall, and F_1 score, effectively filtering out poor opportunities while capturing a wide range of promising ones. Its performance also remains stable across various post-migration intervals.

9.3 Performance of Wallet Evaluation Agent

Next, we evaluate the performance of the wallet evaluation agent. Table 3 presents its classification confusion matrix. Given the large number of traders involved in a single migrated meme coin, we place greater emphasis on precision over recall. The agent achieves a precision of approximately 70% (4773/6879) in identifying wallets worth copy trading, which is quite strong. This suggests that the wallet evaluation agent can effectively predict future wallet profitability based on historical trading features.

10 Conclusion

In this paper, we propose an explainable, multi-modal, multi-agent framework for meme coin copy trading that employs few-shot chain-of-thought prompting and algorithmic bot detection. By decomposing the complex trading process into four specialized agents—meme evaluation, trader evaluation, wealth management, and order execution—our system mimics the decision-making workflow of professional asset managers. Empirical evaluation on 1,000 meme coin projects demonstrates that our framework effectively identifies high-quality meme coins and consistently profitable KOL wallets, achieving 70–73% precision. The selected KOL wallets collectively generated over \$500,000 in profit, validating the practical utility of our approach. Our work highlights the promise of LLM-powered multi-agent systems in navigating volatile, information-rich environments such as meme coin markets.

References

- [1] Qianggang Ding, Haochen Shi, and Bang Liu. 2024. TradExpert: Revolutionizing Trading with Mixture of Expert LLMs. (10 2024). <https://arxiv.org/abs/2411.00782v1>
- [2] Sorouralsadat Fatemi and Yuheng Hu. 2024. FinVision: A Multi-Agent Framework for Stock Market Prediction. *Proceedings of the 5th ACM International Conference on AI in Finance* (10 2024), 582–590. <https://doi.org/10.1145/3677052.3698688>
- [3] Kelvin J.L. Koa, Yunshan Ma, Ritchie Ng, and Tat Seng Chua. 2024. Learning to Generate Explainable Stock Predictions using Self-Reflective Large Language Models. *WWW 2024 - Proceedings of the ACM Web Conference 12* (5 2024), 4304–4315. https://doi.org/10.1145/3589334.3645611/SUPPL._FILE/RFP1792.MP4
- [4] Zhizhuo Kou, Holam Yu, Jingshu Peng, Hong Kong, and China Lei Chen. 2024. Automate Strategy Finding with LLM in Quant investment. (9 2024). <https://arxiv.org/abs/2409.06289v1>

Table 1: Features included in the prediction model.

Feature	Notation	Description	Prediction Model Inclusion		
			Rule	ML	Agents
(Average) Return	$\bar{R}_{[x]}^{\dagger}$	The average return across the previous $[x]$ participated memecoins. [†]	●	●	●
Number of Trades	$\#Trade$	The total number of trades executed across all participated memecoins.	●	●	●
Return Standard Deviation	std	The standard deviation of returns across all participated memecoins.	○	●	●
t -stat	t	The t -statistic of the trader's mean return across all participated memecoins.	○	●	●
Time Since Last Trade	T_{Last}	The seconds elapsed since the most recent trade before the current memecoin.	○	●	●
Time Since First Trade	T_{First}	The seconds elapsed since the trader's very first trade.	○	●	●
Bot	$[y]$ Bot [‡]	A dummy variable equal to one if $[y]$ bot is detected, and 0 otherwise. [‡]	○	●	●
Candlestick	<i>Candlestick</i>	The candlestick chart of the memecoin when the trader makes the first trade.	○	○	●
Comments	<i>Comments</i>	The comments of the memecoin when the trader makes the first trade.	○	○	●

[†] $x \in \{\text{all, 1th, 1th-5th, 6th-10th, 11th-15th}\}$.[‡] $y \in \{\text{Bundle, Sniper, Bump}\}$.**Table 2: Performance of the meme evaluation agent using CoT prompting with data from different modalities across various post-migration intervals.**

Agent	Interval	Accuracy	Precision	Recall	F1 Score
Transaction	1 Min	0.5358	0.5944	0.2253	0.3267
	5 Mins	0.5674	0.6778	0.2568	0.3725
	10 Mins	0.5821	0.7167	0.2716	0.3939
	30 Mins	0.5968	0.7556	0.2863	0.4153
	1 Hour	0.5926	0.7444	0.2821	0.4092
	5 Hours	0.5758	0.7000	0.2653	0.3847
	10 Hours	0.5653	0.6722	0.2547	0.3695
Technical	1 Min	0.4870	0.4817	0.3420	0.4000
	5 Mins	0.5410	0.5577	0.3960	0.4632
	10 Mins	0.5630	0.5887	0.4180	0.4889
	30 Mins	0.5770	0.6085	0.4320	0.5053
	1 Hour	0.5790	0.6113	0.4340	0.5076
	5 Hours	0.5470	0.5662	0.4020	0.4702
	10 Hours	0.5330	0.5465	0.3880	0.4538
Comment	1 Min	0.4900	0.4107	0.0460	0.0827
	5 Mins	0.5140	0.6250	0.0700	0.1259
	10 Mins	0.5180	0.6607	0.0740	0.1331
	30 Mins	0.5340	0.8036	0.0900	0.1619
	1 Hour	0.5300	0.7679	0.0860	0.1547
	5 Hours	0.5180	0.6607	0.0740	0.1331
	10 Hours	0.5200	0.6786	0.0760	0.1367
All	1 Min	0.5800	0.6092	0.4463	0.5152
	5 Mins	0.6263	0.6724	0.4926	0.5687
	10 Mins	0.6347	0.6839	0.5011	0.5784
	30 Mins	0.6621	0.7213	0.5284	0.6100
	1 Hour	0.6705	0.7328	0.5368	0.6197
	5 Hours	0.6558	0.7126	0.5221	0.6027
	10 Hours	0.6389	0.6897	0.5053	0.5832

Table 3: Performance of the wallet evaluation agent using CoT prompting. “TRUE” indicates that the wallet achieved a positive profit while trading a specific meme coin and qualified as a KOL, whereas “FALSE” indicates otherwise.

Actual	Predicted		Total
	TRUE	FALSE	
TRUE	4,773	238,169	242,942
FALSE	2,106	369,282	371,388
Total	6,879	607,451	614,330

- [6] Yuan Li, Bingqiao Luo, Qian Wang, Nuo Chen, Xu Liu, and Bingsheng He. 2024. A Reflective LLM-based Agent to Guide Zero-shot Cryptocurrency Trading. (6 2024). <https://arxiv.org/abs/2407.09546v1>
- [7] Yinheng Li, Shaofei Wang, Han Ding, and Hang Chen. 2023. Large Language Models in Finance: A Survey. (2023). <https://doi.org/10.1145/3604237.3626869>
- [8] Hao Liu, Carmelo Sferazza, and Pieter Abbeel. 2023. Chain of Hindsight Aligns Language Models with Feedback. *12th International Conference on Learning Representations, ICLR 2024* (2 2023). <https://arxiv.org/abs/2302.02676v8>
- [9] Xiao-Yang Liu, Guoxuan Wang, Hongyang Yang, and Daochen Zha. 2023. FinGPT: Democratizing Internet-scale Data for Financial Large Language Models. (7 2023). <https://arxiv.org/abs/2307.10485v2>
- [10] Yichen Luo, Yebo Feng, Jiahua Xu, Paolo Tasca, and Yang Liu. 2025. LLM-Powered Multi-Agent System for Automated Crypto Portfolio Management. (1 2025). <https://arxiv.org/pdf/2501.00826>
- [11] Bo Pan, Jiaying Lu, Ke Wang, Li Zheng, Zhen Wen, Yingchaojie Feng, Minfeng Zhu, and Wei Chen. 2024. AgentCoord: Visually Exploring Coordination Strategy for LLM-based Multi-Agent Collaboration. (4 2024). <https://arxiv.org/abs/2404.11943v1>
- [12] Jason Wei, Xuezhi Wang, Dale Schuurmans, Maarten Bosma, Brian Ichter, Fei Xia, Ed H. Chi, Quoc V. Le, and Denny Zhou. 2022. Chain-of-Thought Prompting Elicits Reasoning in Large Language Models. *Advances in Neural Information Processing Systems* 35 (1 2022). <https://arxiv.org/abs/2201.11903v6>
- [13] Qingyun Wu, Gagan Bansal, Jieyu Zhang, Yiran Wu, Beibin Li, Erkang Zhu, Li Jiang, Xiaoyun Zhang, Shaokun Zhang, Jiale Liu, Ahmed Hassan Awadallah, Ryan W White, Doug Burger, and Chi Wang. 2023. AutoGen: Enabling Next-Gen LLM Applications via Multi-Agent Conversation. (8 2023). <https://arxiv.org/abs/2308.08155v2>
- [14] Qianqian Xie, Xiao Zhang, Weiguang Han, Yanzhao Lai, Min Peng, Alejandro Lopez-Lira, and Jimin Huang. 2023. PIXIU: A Large Language Model, Instruction Data and Evaluation Benchmark for Finance. *Advances in Neural Information Processing Systems* 36 (6 2023). <https://arxiv.org/abs/2306.05443v1>
- [15] Jingfeng Yang, Hongye Jin, Ruixiang Tang, Xiaotian Han, Qizhang Feng, Haoming Jiang, Shaochen Zhong, Bing Yin, and Xia Hu. 2024. Harnessing the Power of LLMs in Practice: A Survey on ChatGPT and Beyond. *ACM Transactions on Knowledge Discovery from Data* 18, 6 (4 2024). <https://doi.org/10.1145/3649506/ASSET/D2038F72-9808-4957-BF9D-FB4E05F82081/ASSETS/GRAPHIC/TKDD-2023-06-0236-F02.JPG>
- [16] Shukang Yin, Chaoyou Fu, Sirui Zhao, Ke Li, Xing Sun, Tong Xu, and Enhong Chen. 2024. A Survey on Multimodal Large Language Models. *National Science Review* (11 2024). <https://doi.org/10.1093/NSR/NWAE403>
- [17] Jingyi Zhang, Jiaxing Huang, Sheng Jin, and Shijian Lu. 2024. Vision-Language Models for Vision Tasks: A Survey. *IEEE Transactions on Pattern Analysis and Machine Intelligence* 46, 8 (2024), 5625–5644. <https://doi.org/10.1109/TPAMI.2024.3369699>

[5] Lezhi Li, Ting-Yu Chang, and Hai Wang. 2023. Multimodal Gen-AI for Fundamental Investment Research. (12 2023). <https://arxiv.org/abs/2401.06164v1>

A System Instructions and Prompts

System Instruction of Meme Evaluation Agent

You are a professional meme coin analyst. You will be provided with the candlestick chart, transaction history, and comment history of a meme coin. Your task is to assess whether the meme coin demonstrates good farming potential. Good farming implies that the coin is likely to experience sustainable upside potential in the future. Your response should follow this format:

"reasoning": (*your reasoning*), "good_farming": (*true/false*)

Prompt of Meme Evaluation Agent

Launch Bundle: {*Launch Bundle*}
 Creator-funded Buy Bundle: {*Creator-funded Buy Bundle*}
 Buy Bundle: {*Buy Bundle*}
 Sell Bundle: {*Sell Bundle*}
 Bump Bot: {*Bump Bot*}
 Pre-migration Duration: {*Pre-migration Duration*}
 Number of Unique Traders: {*Number of Unique Traders*}
 Number of Transactions: {*Number of Transactions*}
 Holding Centralization: {*Holding Centralization*}
 Comment History: {*Comment History*}

Does this meme coin have good farming potential?

System Instruction of Wallet Evaluation Agent

You are a professional meme coin wallet analyst. You will be provided with the indicators of a wallet from the past 50 migrated meme coins. Your task is to assess whether the wallet is appropriate for the copy trading. Your response should follow this format:

"reasoning": (*your reasoning*), "good_wallet": (*true/false*)

Prompt of Wallet Evaluation Agent

Total Profit: {*Total Profit*}
 Total Profit Std: {*Total Profit Std*}
 Total Average Transaction Number: {*Total Average Transaction Number*}
 Total Transaction Number Std: {*Total Transaction Number Std*}
 Total Token Participated: {*Total Token Participated*}

Does this wallet have good copy trading potential?

CoT 1 of Wallet Evaluation Agent

Q: Total Profit: 6359.5
 Total Profit Std: 332.5
 Total Average Transaction Number: 18.4
 Total Transaction Number Std: 26.3
 Total Token Participated: 34
 Does this wallet have good copy trading potential?

A: {"reasoning": "First, the total profit is very high, indicating that the wallet has been successful in its trading activities. Second, the total profit standard deviation is also high, suggesting that the wallet has made many profitable trades. Third, the average transaction number is high, indicating a high level of trading activity. Fourth, the number of tokens participated is also high, suggesting a diversified portfolio. Taken together, these factors suggest that the wallet has good copy trading potential.", "good_wallet": true}

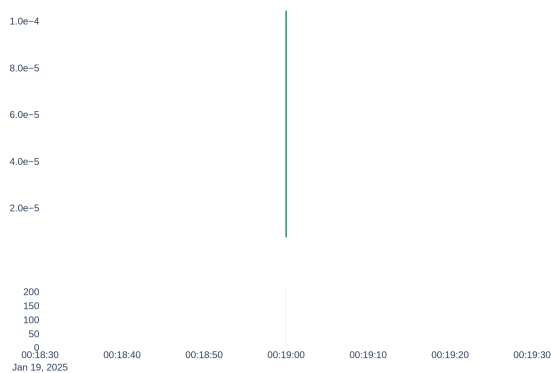
CoT 1 of Wallet Evaluation Agent

Q: Total Profit: 10.0
 Total Profit Std: 0.0
 Total Average Transaction Number: 2.0
 Total Transaction Number Std: 0.0
 Total Token Participated: 1
 Does this wallet have good copy trading potential?

A: {"reasoning": "First, the total profit is very low, indicating that the wallet has not been successful in its trading activities. Second, the total profit standard deviation is zero, suggesting that the wallet has not made one profitable trade. Third, the average transaction number is low, indicating a lack of trading activity. Fourth, the number of tokens participated is also low, suggesting a lack of diversification. Taken together, these factors suggest that the wallet does not have good copy trading potential.", "good_wallet": false}

CoT 1 of Meme Evaluation Agent

Q: Transaction Indicators:
Creator-funded Bundle: No
Creator-funded Buy Bundle: No
Buy Bundle: Medium
Sell Bundle: Low
Bump Bot: No
Pre-migration Duration: Low
Number of Unique Traders: Low
Number of Transactions: Low
Holding Centralization: Medium
Comment History:
B249Gj: Makers missing in your strategy? Add them fast!
5mGU8X: Proceed with the send or hold off? Here's my input.



Does this meme coin have good farming potential?

A: {"reasoning": "First, the candlestick chart shows only a single green candle from launch to migration, suggesting that early participants may have opened large positions with the intention of dumping after migration. Regardless of the transaction indicators or comment history, this pattern indicates a high likelihood of a post-migration sell-off. Therefore, the meme coin does not exhibit good farming potential.", "good_farming": false}

CoT 2 of Meme Evaluation Agent

Q: Transaction Indicators:
Creator-funded Bundle: No
Creator-funded Buy Bundle: No
Buy Bundle: Medium
Sell Bundle: Medium
Bump Bot: No
Pre-migration Duration: High
Number of Unique Traders: High
Number of Transactions: High
Holding Centralization: Low
Comment History:
4isgWB: Makers missing in your workflow? Adjust fast!
GpTf6r: Everyone's shipping - you're idle? Time to act.
6B8Q9u: Banner

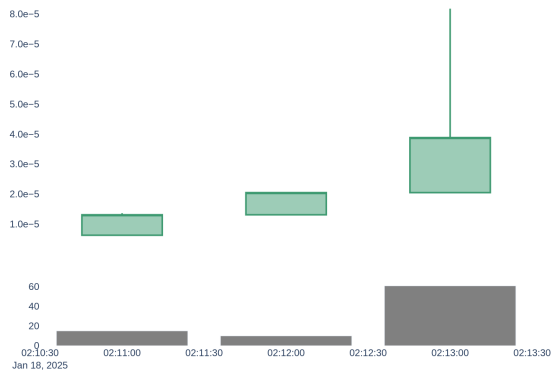


Does this meme coin have good farming potential?"

A: {"reasoning": "First, the candlestick chart shows a healthy pre-migration duration with multiple price fluctuations, indicating active trading activity. Second, the meme coin lacks both a creator-funded bundle and a creator-funded buy bundle, suggesting that the creator is not manipulating the market. Third, the buy and sell bundles are both at a moderate level, pointing to medium bot activity. Fourth, the high pre-migration duration, high number of unique traders, and high transaction volume all indicate robust community engagement and activity. Fifth, the low holding centralization suggests a decentralized token distribution. Finally, the comment history is predominantly positive, reflecting strong community sentiment. Taken together, these factors indicate that the meme coin exhibits good farming potential.", "good_farming": true}

CoT 3 of Meme Evaluation Agent

Q: Transaction Indicators:
Creator-funded Bundle: Yes
Creator-funded Buy Bundle: No
Buy Bundle: Low
Sell Bundle: Low
Bump Bot: No
Pre-migration Duration: High
Number of Unique Traders: High
Number of Transactions: High
Holding Centralization: High
Comment History:
7tPtnG: 2X IS NOT ENOUGH?
8PKg9x: \$TRUMP AI INVEST BEFORE IT GOES 100X



Does this meme coin have good farming potential?"

A: {"reasoning": "First, the candlestick chart shows a medium pre-migration duration, indicating some level of community engagement. Second, this meme coin involves a creator-funded bundle, indicating the creator accumulated a significant share of tokens before migration. Such behavior often signals an intent to dump post-migration, which undermines the coin's sustainability. Despite favorable candlestick chart, transaction indicators, and comment history, the presence of a creator-funded bundle strongly suggests poor farming potential.", "good_farming": false}

CoT 4 of Meme Evaluation Agent

Q: Transaction Indicators:
Creator-funded Bundle: No
Creator-funded Buy Bundle: No
Buy Bundle: High
Sell Bundle: Low
Bump Bot: Yes
Pre-migration Duration: High
Number of Unique Traders: High
Number of Transactions: High
Holding Centralization: Low
Comment History:

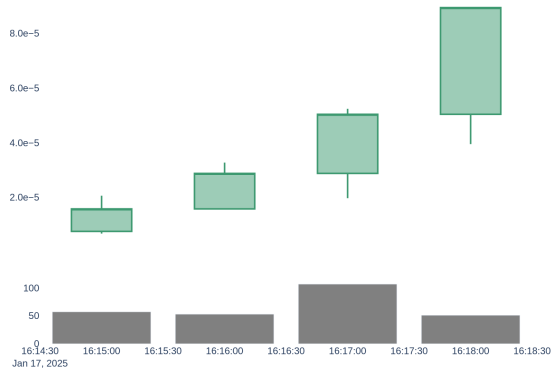


Does this meme coin have good farming potential?"

A: {"reasoning": "First, the candlestick chart shows a healthy pre-migration duration with multiple price fluctuations, indicating active trading activity. Second, the meme coin lacks both a creator-funded bundle and a creator-funded buy bundle, suggesting that the creator is not manipulating the market. Third, this meme coin has a high buy bundle and the bump bot, indicating significant bot activity. While the pre-migration duration, number of unique traders, and number of transactions are all high, the presence of a high buy bundle suggests that the coin is likely to experience a price spike followed by a decline. These factors suggest that the meme coin exhibits poor farming potential.", "good_farming": false}

CoT 5 of Meme Evaluation Agent

Q: Transaction Indicators:
Creator-funded Bundle: No
Creator-funded Buy Bundle: No
Buy Bundle: Medium
Sell Bundle: Medium
Bump Bot: No
Pre-migration Duration: Low
Number of Unique Traders: Low
Number of Transactions: Low
Holding Centralization: Medium
Comment History:



Does this meme coin have good farming potential?"

A: {"reasoning": "First, the candlestick chart shows a healthy pre-migration duration with multiple price fluctuations, indicating active trading activity. Second, the meme coin lacks both a creator-funded bundle and a creator-funded buy bundle, suggesting that the creator is not manipulating the market. Third, the buy bundle and sell bundle are both at a moderate level, and there is no evidence of bump bot activity, pointing to medium bot activity. Fourth, the low pre-migration duration, low number of unique traders, and low transaction number all indicate limited community engagement and activity. Fifth, the medium holding centralization suggests that a moderate number of holders control a significant portion of the tokens, which is often a sign of poor distribution. Finally, there is no comment history, indicating a lack of community interaction. Taken together, these factors strongly suggest that the meme coin does not exhibit good farming potential.", "good_farming": false}