
CSQL: MAPPING DOCUMENTS INTO CAUSAL DATABASES *

A PREPRINT

Sridhar Mahadevan

Adobe Research and University of Massachusetts, Amherst
smahadev@adobe.com, mahadeva@umass.edu

January 14, 2026

ABSTRACT

We describe a novel system, CSQL, that automatically converts a collection of unstructured text documents into an SQL-queryable *causal database* (CDB). A CDB differs from a traditional DB: it is designed to answer “why” questions via causal interventions and structured causal queries. CSQL builds on our earlier system, DEMOCRITUS, which converts documents into thousands of local causal models derived from causal discourse [Mahadevan, 2025b]. Unlike RAG-based systems or knowledge-graph-centric approaches, CSQL supports causal analysis over document collections rather than purely associative retrieval. For example, given an article on the origins of human bipedal walking, CSQL enables queries such as: “What are the strongest causal influences on bipedalism?” or “Which variables act as causal hubs with the largest downstream influence?”

Beyond single-document case studies, we show that CSQL can also ingest *RAG/IE-compiled causal corpora* at scale by compiling the Testing Causal Claims (TCC) dataset of economics papers into a causal database containing 265,656 claim instances spanning 45,319 papers, 44 years, and 1,575 reported method strings, thereby enabling corpus-level causal queries and longitudinal analyses in SQL. Conceptually, CSQL converts document collections into causally grounded relational databases, enabling causal analysis via standard SQL. In contrast to prior work that relies on hand-designed ontologies, fixed schemas, or domain-specific information extraction pipelines, CSQL induces its schema directly from language (or from language-compiled causal artifacts). Viewed abstractly, CSQL functions as a compiler from unstructured documents into a causal database equipped with a principled algebra of queries, and can be applied broadly across many domains ranging from business, economics, humanities, and science.

Keywords Causality · Natural Language · Databases · SQL · AI · Machine Learning

1 Introduction

We introduce CSQL, a causal knowledge discovery system that automatically converts collections of documents into SQL-queryable *causal databases* (CDB). Unlike retrieval-augmented generation (RAG) systems or knowledge-graph-centric approaches, which yield traditional databases, CSQL supports *causal analysis* over document collections rather than purely associative retrieval. CSQL also differs fundamentally from traditional causal inference methods [Imbens and Rubin, 2015, Pearl, 2009], which typically focus on narrow, domain-specific studies grounded in numerical or experimental data. In contrast, CSQL operates directly on large collections of unstructured text.

A central feature of CSQL is that it induces its relational schema directly from language. Unlike prior approaches that rely on hand-designed ontologies, fixed schemas, or domain-specific information extraction pipelines, CSQL automatically constructs a causally grounded database whose structure emerges from

*Draft under revision.

Property	RAG Systems	Knowledge Graphs	IE Pipelines	CsQL
Primary goal	Answer generation	Structured facts	Entity / relation extraction	Causal analysis
Input	Text chunks	Curated triples	Annotated text	Unstructured documents
Schema	None (implicit)	Predefined ontology	Fixed schema	Induced from discourse
Causality support	None	Implicit / informal	Pairwise only	Weighted causal relations
Uncertainty	None	Rare / ad hoc	None	Aggregated model support
Conflicting claims	Not supported	Manual resolution	Not supported	Preserved and quantified
Compositionality	Prompt-based	Limited graph traversal	Limited	SQL joins and aggregations
Counterfactuals	No	No	No	Supported via causal structure
Output format	Generated text	Graph database	Triples / tables	Relational causal database
Execution model	Neural inference	Symbolic querying	Batch extraction	Deterministic SQL

Table 1: Comparison of CsQL with RAG systems, knowledge graphs, and traditional information extraction (IE) pipelines. CsQL differs by compiling causal discourse into an SQL-queryable causal database with explicit uncertainty and support for causal analysis.

discourse itself. Viewed abstractly, CsQL functions as a compiler from unstructured documents into a causal database equipped with a principled algebra of queries. This design enables broad applicability across domains ranging from science and public policy to economics and history.

Table 1 contrasts traditional RAG or Knowledge Graph built databases with causal databases constructed by CsQL. CsQL builds directly on our previous work on DEMOCRITUS, which introduced an end-to-end system for discovering and evaluating causal structure from language. Given a document, DEMOCRITUS automatically constructs thousands of local causal models, evaluates them for plausibility, and aggregates them into a ranked causal analysis expressed in natural language. CsQL takes the output of DEMOCRITUS one step further by compiling these causal artifacts into an SQL-queryable database, thereby enabling systematic causal querying over entire document collections.

CsQL relies on recent advances in categorical causality [Mahadevan, 2025a, Fritz, 2020] and geometric deep learning [Fong et al., 2019, Mahadevan, 2024, Gavranović et al., 2024], together with large language models (LLMs) used as discourse compilers. LLMs can generate rich causal narratives—enumerating subtopics, posing causal questions, and articulating mechanisms across domains ranging from macroeconomics to neuroscience. However, LLM-based document summarization alone cannot produce a causally structured, queryable database. CsQL fills this gap by transforming causal discourse into an explicit relational representation.

For example, given a newspaper article—such as a recent *Washington Post* story on whether eating dark chocolate may elongate life,²—CsQL can construct a causal database that supports queries such as: “What are the strongest causal influences on dark chocolate consumption?” or “Which variables act as downstream causal hubs in this discourse?” More broadly, CsQL is designed to support probing, comparative analysis of causal claims not only within individual documents, but across an entire *frame of causal discourse* induced from a document collection.

A crucial design choice in CsQL is the construction of this frame of discourse. Rather than restricting analysis to the input documents alone, the system treats each document as a seed for a broader causal neighborhood. DEMOCRITUS first performs topic discovery over the input text and then expands these topics using a language model to construct a local discourse manifold. Causal claims are generated and evaluated relative to this expanded context. As a result, CsQL reasons not only about what a document explicitly states, but about how its claims are situated within a larger landscape of causal discourse.

2 The Origin of Bipedal Walking: A Running Example

We will illustrate the construction of CsQL through a running example based on The Washington Post article on the origins of bipedal walking in human ancestors, dating back to 7 million years ago (see Figure 1).³ The process of constructing a CsQL database involves first preprocessing the PDF document containing this article using our previous DEMOCRITUS [Mahadevan, 2025b] system. Democritus is a system for building large causal DAG models from carefully curated queries to a large language models (LLM) [OpenAI, 2025,

²<https://www.washingtonpost.com/wellness/2025/12/26/dark-chocolate-health-benefits>

³[urlhttps://www.washingtonpost.com/science/2026/01/02/human-ancestor-bipedal/](https://www.washingtonpost.com/science/2026/01/02/human-ancestor-bipedal/)

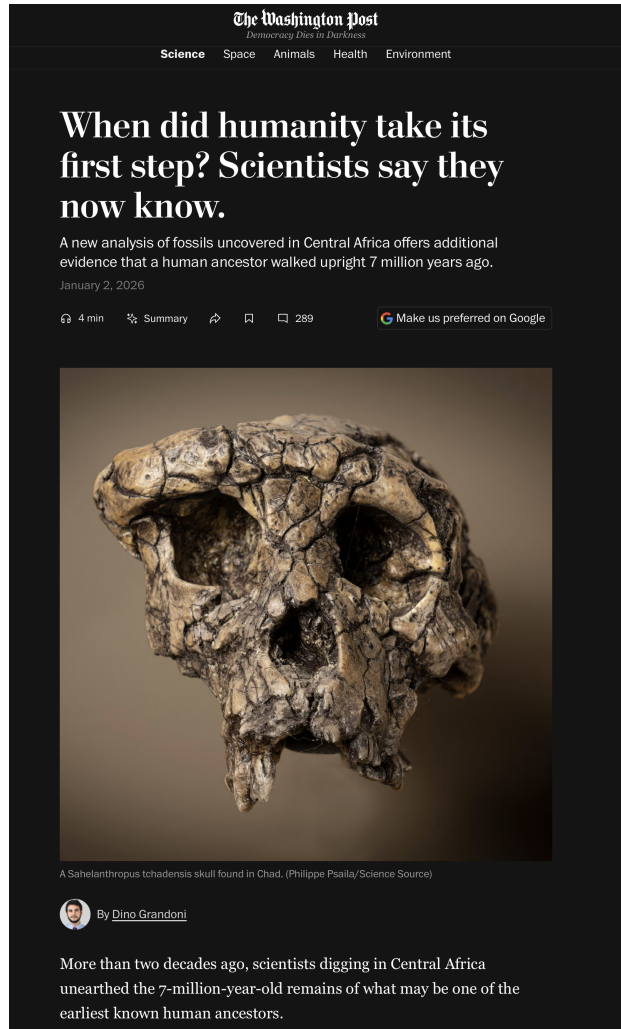


Figure 1: An article in The Washington Post on the origins of human bipedal walking.

2024, Anthropic, 2024, Dubey et al., 2024, Mistral AI, 2024]. DEMOCRITUS can construct a rich library of DAG models from a text document in PDF format, evaluate and rank order these claims quantitatively, and then produce a natural language executive summary. Example local causal models automatically constructed from this article are shown in Figure 2.

DEMOCRITUS constructs a detailed written summary of the causal claims both within the document, and the surrounding context that is automatically produced during the run. A brief except of such a report is given below.

Causal Deep Dive -

0001_when_did_humanity_take_its_first_step_scientists_say_they_no_70ccf7f26a62

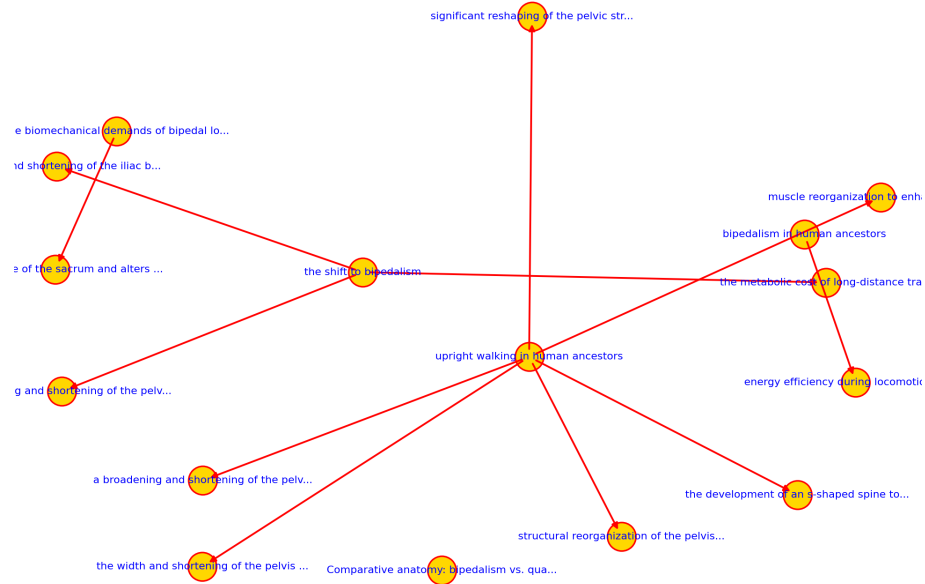
This note is a human-readable interpretation of the Democritus credibility analysis.

It is **more detailed than an AI overview** but **less technical than the full model report**.

What appears most credible

- upright walking in human ancestors -causes→ structural reorganization of the pelvis to support bipedal locomotion
- upright walking in human ancestors -increases→ the width and shortening of the pelvis to support bipedal locomotion

nity_take_its_first_step_scientists_say_they_no_70ccf7f26a62 | rank 3 | score=0.131 | Comparative anatomy: bipedalism vs. quadr



manity_take_its_first_step_scientists_say_they_no_70ccf7f26a62 | rank 1 | score=0.155 | Fossil evidence from Australopithecus af

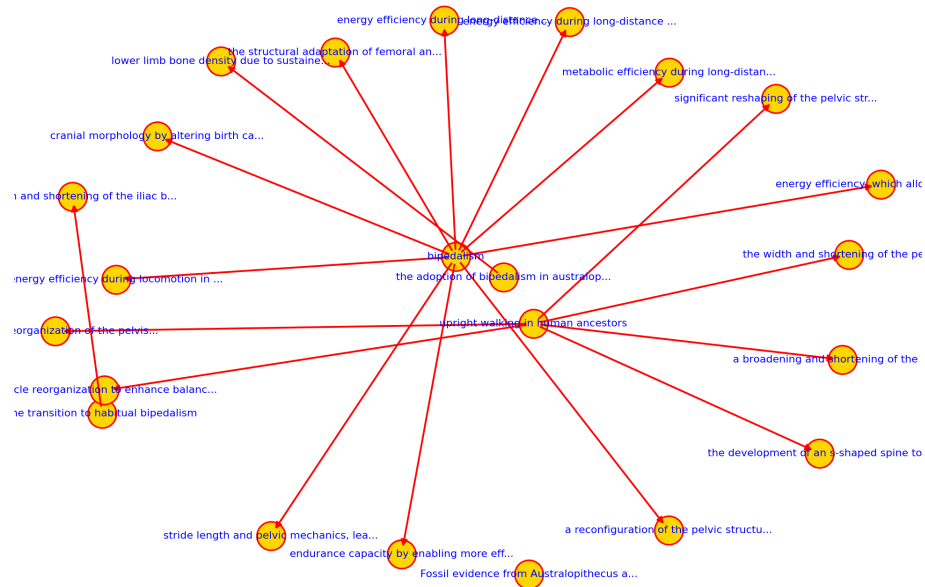


Figure 2: Two causal models constructed from The Washington Post article on the origins of bipedal walking by human ancestors 7 million years ago. DEMOCRITUS constructs thousands of such models automatically from the PDF document, which are then converted by CSQL into a causal database.

- upright walking in human ancestors -causes→ the development of an s-shaped spine to balance the body over the pelvis

In this paper, we instead convert the local causal models, such as shown in Figure 2, into a causal database over which SQL-like queries can be performed. We detail the CSQL data model next.

3 CSQL Data Model

3.1 Overview

CSQL represents causal knowledge extracted from document collections as a relational database. Rather than storing isolated facts or entity relations, the database encodes *causal structure* together with empirical support aggregated across many local causal models. The data model is designed to satisfy three requirements: (i) it must be queryable using standard SQL, (ii) it must preserve uncertainty and disagreement present in the source documents, and (iii) it must support compositional causal queries such as influence ranking, hub detection, and multi-step causal paths.

3.2 Core Relations

A CSQL database consists of the following core relations.

Nodes. Each distinct causal concept is represented as a node:

node_id	64-bit identifier
label_canon	Canonicalized concept label
label_examples	Example surface forms
deg_in	Number of incoming causal edges
deg_out	Number of outgoing causal edges

Edges. Causal relations are represented as weighted directed edges:

edge_id	Unique edge identifier
src_id	Source node
dst_id	Destination node
rel_type	Relation type (e.g., CAUSES, INFLUENCES)
polarity	Increase / decrease / unknown
support_lcms	Number of supporting local models
support_docs	Number of supporting documents
score_sum	Aggregated credibility mass
score_mean	Mean support per model
score_max	Maximum single-model score

Edge Support. Fine-grained provenance is captured in a support table:

edge_id	Referenced causal edge
doc_id	Source document
lcm_instance_id	Supporting local model
score_raw	Raw model score
coupling	Model-specific coupling strength

3.3 Derived Relations

CSQL additionally materializes derived relations computed from the core tables. These include:

Causal Modules (SCCs). Strongly connected components (SCCs) are computed over the causal graph:

scc_id	Component identifier
n_nodes	Number of nodes
n_edges	Number of edges
support_docs	Number of supporting documents
top_nodes	High-degree nodes in the component

3.4 Query Semantics

CsQL enables causal analysis through standard SQL queries. For example:

- **Backbone extraction:** Identify the most credible causal relations by ordering edges by `score_sum`.
- **Causal hubs:** Identify nodes with large outgoing score mass.
- **Downstream influence:** Join edges transitively to analyze multi-step causal paths.
- **Disagreement analysis:** Compare `score_max` and `score_mean` to detect fragile claims.

All such queries are executed using deterministic SQL over materialized tables, rather than neural inference or prompt-based generation.

4 Querying Causal Databases with CsQL

Once documents have been compiled into a CsQL database, causal analysis is performed using standard SQL queries. Unlike neural or prompt-based systems, CsQL queries execute deterministically over materialized relations that encode causal structure, uncertainty, and provenance.

This section illustrates several representative query patterns supported by CsQL. All examples are executed using unmodified SQL over Parquet-backed tables and can be run in any modern analytical database engine (e.g., DuckDB).

4.1 Backbone Extraction

A common analytic task is to identify the most credible causal relationships across the document collection. In CsQL, this corresponds to ordering causal edges by aggregated support.

```
SELECT
  e.rel_type,
  n1.label_canon AS src,
  n2.label_canon AS dst,
  e.support_lcms,
  e.score_sum
FROM atlas_edges e
JOIN atlas_nodes n1 ON e.src_id = n1.node_id
JOIN atlas_nodes n2 ON e.dst_id = n2.node_id
ORDER BY e.score_sum DESC
LIMIT 20;
```

This query returns a *causal backbone*: relationships that recur across many high-scoring local causal models. In the human bipedalism domain, this query surfaces relationships such as *bipedalism influencing metabolic efficiency* and *bipedalism increasing locomotion efficiency*, which are consistently supported across the extracted discourse.

4.2 Causal Hubs

CsQL supports identifying causal hubs: variables whose downstream influence is large when aggregated across models.

```
SELECT
  n.label_canon AS src,
  SUM(e.score_sum) AS out_mass,
  COUNT(*) AS out_degree
FROM atlas_edges e
```

```
JOIN atlas_nodes n ON e.src_id = n.node_id
GROUP BY n.node_id, n.label_canon
ORDER BY out_mass DESC
LIMIT 10;
```

This query ranks variables by the total credibility mass of their outgoing edges. In practice, this identifies dominant explanatory drivers within a domain. For example, in the bipedal walking corpus, *bipedalism* emerges as a central hub with broad downstream effects on energetics, skeletal structure, and locomotion.

4.3 Local Mechanism Exploration

CsQL enables focused exploration of a single causal variable by filtering on a specific source concept.

```
SELECT
  e.rel_type,
  n2.label_canon AS effect,
  e.support_lcms,
  e.score_sum
FROM atlas_edges e
JOIN atlas_nodes n1 ON e.src_id = n1.node_id
JOIN atlas_nodes n2 ON e.dst_id = n2.node_id
WHERE n1.label_canon = 'bipedalism'
ORDER BY e.score_sum DESC;
```

This query enumerates the strongest downstream effects of a given cause, ordered by credibility. Such queries are useful for drilling into mechanistic hypotheses associated with a particular concept, and can be composed with additional filters (e.g., relation type or polarity).

4.4 Provenance and Auditability

Every causal edge in CsQL retains provenance information linking it to supporting documents and local causal models.

```
SELECT
  s.doc_id,
  s.lcm_instance_id,
  s.score_raw,
  s.coupling
FROM atlas_edge_support s
WHERE s.edge_id = 10262796833405321330;
```

This query reveals exactly which documents and local models contributed to a given causal claim. Such provenance queries enable auditing, filtering by source, and sensitivity analysis under alternative aggregation strategies.

4.5 Cycles and Feedback Structures

CsQL supports detection of feedback and cyclic influence via derived relations such as strongly connected components (SCCs).

```
SELECT
  scc_id,
  n_nodes,
  n_edges,
  support_docs,
  top_nodes
FROM atlas_scc
ORDER BY n_nodes DESC
LIMIT 5;
```

Strongly connected components identify tightly coupled causal modules that may represent feedback loops, co-evolving variables, or higher-level mechanisms. These structures are difficult to express in DAG-based systems but arise naturally in language-derived causal discourse.

5 Example of a CSQL Database

Figure 3 illustrates how CSQL represents causal knowledge extracted from a document collection as a relational database, using the example of upright walking in human ancestors. Each row in the `atlas_edges` table corresponds to a causal relation discovered across multiple local causal models (LCMs), aggregated over the discourse frame induced by the source articles.

In this example, the concept *bipedalism* emerges as a high-degree causal hub. The table shows that *bipedalism* has strong outgoing causal influence on multiple downstream variables, including *metabolic efficiency during long-distance locomotion*, *energy efficiency during locomotion*, and *endurance capacity*. These relations are not asserted from a single sentence or model; instead, each edge aggregates evidence across many independently generated LCMs, reflected in columns such as `support_lcms` and `score_sum`. Higher values indicate stronger redundancy and agreement across causal hypotheses.

Crucially, CSQL exposes this causal structure through standard SQL. For example, a query selecting edges with maximal `score_sum` directly answers questions such as: What are the strongest causal influences on bipedalism? Similarly, grouping by source nodes and summing outgoing score mass identifies causal hubs with large downstream impact. These operations require no specialized causal language or graph query engine—only relational joins and aggregations.

This example highlights the central design goal of CSQL: to make causally grounded knowledge extracted from text accessible through familiar database abstractions. Rather than returning a flat list of extracted triples or a static knowledge graph, CSQL materializes a causally meaningful schema in which credibility, redundancy, polarity, and structural roles (e.g., hubs, paths, cycles) can be queried, filtered, and composed using SQL. The following sections formalize this data model and show how increasingly sophisticated causal reasoning patterns arise naturally from relational queries over these tables.

These examples illustrate how CSQL transforms document collections into causally grounded relational databases. By exposing causal structure, uncertainty, and provenance through standard SQL, CSQL enables analysts to perform causal exploration, auditing, and hypothesis generation using familiar database tools.

5.1 Quantitative Properties of CSQL Databases

Beyond supporting causal SQL queries, CSQL induces a structured relational database whose graph-theoretic and statistical properties can be summarized compactly. These properties are useful for (i) diagnosing document-induced topic drift, (ii) comparing domains, and (iii) choosing thresholds for downstream applications (e.g., filtering low-support edges or selecting “hub” concepts for exploration).

Schema-level summary. For each document collection, CSQL produces two primary relations: (i) `atlas_nodes` (canonicalized concept objects) and (ii) `atlas_edges` (canonicalized causal generators). Edges carry both *support* (how many local causal models contain the edge) and *mass* (e.g., `score_sum`, `score_mean`, `score_max`) aggregated over model instances. This provides a principled basis for ranking edges without imposing a fixed ontology.

Heavy-tailed support and score mass. Across domains we observe a consistently heavy-tailed distribution over edge support and score mass: a small number of edges account for a disproportionate fraction of total score mass, while the majority of edges have low support and low mass. This is expected in discourse-derived causal graphs: a few mechanisms are stated (or paraphrased) redundantly across discourse neighborhoods, while many peripheral claims occur only rarely. In practice, this means aggressive compression is possible: for many analytic tasks, retaining only the top k edges by `score_sum` preserves most of the interpretable backbone.

Hub concentration. CSQL makes it explicit that influence is concentrated around a small set of hubs. Define the *outgoing mass* of a node x as

$$M_{\text{out}}(x) = \sum_{(x \xrightarrow{r} y) \in E} \text{score_sum}(x, r, y).$$

(a) Backbone edges (top by score mass)

```
SELECT e.rel_type, n1.label_canon AS src, n2.label_canon AS dst,
e.support_lcms, e.score_sum
FROM read_parquet('atlas_edges.parquet') e
JOIN read_parquet('atlas_nodes.parquet') n1 ON e.src_id=n1.node_id
JOIN read_parquet('atlas_nodes.parquet') n2 ON e.dst_id=n2.node_id
ORDER BY e.score_sum DESC
LIMIT 8;
```

```
INFLUENCES | bipedalism | metabolic efficiency ... | 15 | 1.4624
INCREASES | bipedalism | energy efficiency ... | 13 | 1.3282
INCREASES | bipedalism | energy efficiency ... | 13 | 1.2644
INFLUENCES | bipedalism | endurance capacity ... | 13 | 1.2557
INCREASES | bipedalism | energy efficiency ... | 12 | 1.2093
INFLUENCES | bipedalism | structural adaptation... | 11 | 1.2010
INFLUENCES | bipedalism | stride length ... | 11 | 1.1029
INFLUENCES | reduced forest cover | selection ... | 6 | 0.4637
```

(b) Causal hubs (sources with largest downstream mass)

```
SELECT n.label_canon AS src, SUM(e.score_sum) AS out_mass, COUNT(*) AS out_deg
FROM read_parquet('atlas_edges.parquet') e
JOIN read_parquet('atlas_nodes.parquet') n ON e.src_id=n.node_id
GROUP BY n.node_id, n.label_canon
ORDER BY out_mass DESC
LIMIT 8;
```

```
bipedalism | 8.8239 | 10
reduced forest cover | 0.4637 | 1
changes in environmental conditions ... | 0.4026 | 1
abnormal femoral tubercle position | 0.2853 | 2
fossil structure of ar dipithecus | 0.1358 | 1
muscle reorganization for balance ... | 0.1283 | 1
larger brain size in primates | 0.0814 | 1
lateral displacement of the femoral ... | 0.0763 | 1
```

(c) Local mechanism: top outgoing edges from a hub

```
SELECT e.rel_type, n2.label_canon AS dst, e.support_lcms, e.score_sum
FROM read_parquet('atlas_edges.parquet') e
JOIN read_parquet('atlas_nodes.parquet') n1 ON e.src_id=n1.node_id
JOIN read_parquet('atlas_nodes.parquet') n2 ON e.dst_id=n2.node_id
WHERE n1.label_canon='bipedalism'
ORDER BY e.score_sum DESC
LIMIT 7;
```

```
INFLUENCES | metabolic efficiency ... | 15 | 1.4624
INCREASES | energy efficiency ... | 13 | 1.3282
INCREASES | energy efficiency ... | 13 | 1.2644
INFLUENCES | endurance capacity ... | 13 | 1.2557
INCREASES | energy efficiency ... | 12 | 1.2093
INFLUENCES | structural adaptation... | 11 | 1.2010
INFLUENCES | stride length ... | 11 | 1.1029
```

Figure 3: **CsQL in action (DuckDB).** Example SQL queries over a Parquet-backed causal atlas (atlas_nodes.parquet, atlas_edges.parquet). (a) Extracts backbone causal relations by aggregated credibility mass. (b) Identifies causal hubs by total outgoing score mass. (c) Drills into a specific hub to recover its highest-scoring downstream influences. All results are deterministic given the compiled atlas tables.

```
-- Baseline: top outgoing generators from the
hub "bipedalism"
SELECT
  e.rel_type,
  n2.label_canon AS dst,
  e.support_lcms,
  e.score_sum
FROM read_parquet('atlas_edges.parquet') e
JOIN read_parquet('atlas_nodes.parquet') n1 ON e
  .src_id = n1.node_id
JOIN read_parquet('atlas_nodes.parquet') n2 ON e
  .dst_id = n2.node_id
WHERE n1.label_canon = 'bipedalism'
ORDER BY e.score_sum DESC
LIMIT 10;
```

```
-- Hard intervention (do-cut): delete all
outgoing edges from "bipedalism"
WITH intervened_edges AS (
  SELECT e.*
  FROM read_parquet('atlas_edges.parquet') e
  JOIN read_parquet('atlas_nodes.parquet') n1 ON
    e.src_id = n1.node_id
  WHERE n1.label_canon <> 'bipedalism'
)
SELECT
  e.rel_type,
  n1.label_canon AS src,
  n2.label_canon AS dst,
  e.support_lcms,
  e.score_sum
FROM intervened_edges e
JOIN read_parquet('atlas_nodes.parquet') n1 ON e
  .src_id = n1.node_id
JOIN read_parquet('atlas_nodes.parquet') n2 ON e
  .dst_id = n2.node_id
ORDER BY e.score_sum DESC
LIMIT 10;
```

Figure 4: **CsQL counterfactual reasoning as SQL query rewriting.** Left: baseline query retrieves the strongest outgoing causal generators from the hub *bipedalism*. Right: a hard intervention (*do-cut*) is implemented as a view that removes all edges whose source is *bipedalism*, revealing the next-strongest hubs and mechanisms in the atlas. All operations are deterministic transformations over the atlas tables.

In our *bipedalism* case study, the top hub (*bipedalism*) dominates outgoing mass by a wide margin. We quantify this concentration using simple concentration ratios (e.g., top-1 and top-5 share of total outgoing mass).

Relation-type mix and polarity mass. Edges are normalized into a small set of relation types (e.g., CAUSES, INFLUENCES, INCREASES, REDUCES) and polarity buckets (inc, dec, unk). We report the distribution of relation types and polarity mass as a coarse indicator of discourse framing. For example, some domains emphasize INFLUENCES/AFFECTS (soft, explanatory discourse), while others emphasize CAUSES or signed relations (INCREASES/REDUCES).

Cycles and strongly connected components. Unlike DAG-only representations, the induced causal database is not constrained to be acyclic. We compute strongly connected components (SCCs) over the atlas edges to identify feedback loops and closed influence motifs. At the document scale, SCCs may be sparse; at corpus scale, SCC modules become a useful signal for non-trivial causal connectivity and potential intervention loops. We store SCC summaries in *atlas_scc* when available.

5.2 Counterfactual query via SQL view rewriting

CsQL supports intervention-style reasoning by treating interventions as deterministic rewrites of the atlas edge relation. In the simplest *hard intervention*, we apply a “do-cut” operator to a concept *X* by deleting all outgoing causal generators with source *X*. A counterfactual query is then evaluated as a *difference of query results* between the baseline atlas and the intervened atlas view. This provides a lightweight but concrete form of counterfactual reasoning: we can see which downstream influences disappear (or drop in rank) when the outgoing influence of a hub is removed. Figure 4 shows the CsQL specification for a counterfactual query. Table 2 shows the results of its application to the CsQL database constructed for the running example of The Washington Post article on bipedal walking.

rel	dst (baseline top)	support	score_sum
INFLUENCES	metabolic efficiency during long-distance travel	15	1.462
INCREASES	energy efficiency during locomotion in early hominins	13	1.328
INCREASES	energy efficiency during long-distance locomotion	13	1.264
INFLUENCES	endurance capacity (heat dissipation, etc.)	13	1.256
INCREASES	energy efficiency (metabolic resources)	12	1.209
INFLUENCES	structural adaptation of femoral/tibial bones	11	1.201
INFLUENCES	stride length and pelvic mechanics	11	1.103

Counterfactual (do-cut): these edges vanish from the atlas view.

Table 2: **Counterfactual diff for a hard intervention.** Baseline: strongest outgoing generators from bipedalism. Under do-cut(bipedalism) the outgoing edges are removed by construction, so these top-ranked consequences disappear from query results.

CSQL Atlas Summary: WaPo Human Origins (Bipedalism)		
Atlas Size		
Number of nodes (concepts)	501	
Number of unique causal edges	65	
Edge-support rows (LCM evidence)	717	
Hub Concentration		
Top hub	<i>bipedalism</i>	
Top hub outgoing mass share	0.748	
Top-5 hubs outgoing mass share	0.857	
Edge Weight Distribution (score_sum)		
Median (p_{50})	0.0337	
90th percentile (p_{90})	0.847	
99th percentile (p_{99})	1.377	
Tail ratio (p_{99}/p_{50})	40.8	
Relation-Type Mass Breakdown		
Relation type	Polarity	Total score mass
INFLUENCES	unk	6.19
INCREASES	inc	5.13
CAUSES	unk	0.30
REDUCES	dec	0.14
LEADS_TO	unk	0.03
AFFECTS	unk	0.01

Table 3: Quantitative summary of the CSQL atlas induced from a Washington Post article on the origins of human bipedal walking. The atlas exhibits strong hub concentration, heavy-tailed edge weights, and a dominance of influence- and increase-type causal relations. All statistics are computed directly via SQL queries over Parquet-backed CSQL tables using DuckDB.

It is also possible to implement “soft” interventions in CSQL as follows.

```
WITH soft_do AS (
  SELECT
    e.*,
    CASE WHEN n1.label_canon='bipedalism' THEN 0.2*e.score_sum ELSE e.score_sum END AS score_sum_do
  FROM read_parquet('atlas_edges.parquet') e
  JOIN read_parquet('atlas_nodes.parquet') n1 ON e.src_id=n1.node_id
)
SELECT ... ORDER BY score_sum_do DESC LIMIT 10;
```

5.3 Quantitative Summary of a CSQL Atlas

To complement the qualitative examples, we report summary statistics of the CSQL atlas constructed from the Washington Post document on the origins of bipedal walking. These statistics are computed directly over the atlas Parquet tables using DuckDB SQL queries. The statistics are reported in Table 3.

Atlas size. The atlas contains 501 canonical concept nodes and 65 unique canonical causal edges. In addition, the edge-support table contains 717 rows, where each row records an instance of an atlas edge being supported by a particular local causal model (LCM) in a particular document. This separation between (i) *unique canonical edges* and (ii) *support instances* is essential: the atlas table stores the distilled causal backbone, while the edge-support table retains provenance for auditability and reproducibility.

Hub concentration. We measure hubness by aggregating outgoing causal mass per source concept (`score_sum` aggregated over outgoing edges). In this domain, the top hub is *bipedalism*. Remarkably, the top hub alone accounts for approximately 74.8% of the total outgoing score mass in the atlas, and the top five hubs account for 85.7%. This demonstrates a strongly centralized causal atlas in this document-induced discourse frame: most highly supported causal relations radiate from a small number of discourse pivots.

Heavy-tailed edge strength. Edge strengths in CSQL are strongly heavy-tailed. Using `score_sum` as the edge weight, the median (50th percentile) edge mass is 0.0337, while the 90th percentile is 0.847, and the 99th percentile is 1.377. The ratio $p_{99}/p_{50} \approx 40.8$ quantifies the extreme concentration: a small number of edges dominate the causal backbone, while most edges carry comparatively small mass. This is consistent with the empirical behavior observed in Democritus v2.0: causal discourse induces a large hypothesis space, but only a small fraction of hypotheses are redundantly supported.

Relation-type and polarity mass. We also summarize atlas edges by normalized relation type (`rel_type`) and polarity (`polarity`). In this atlas, most edges fall into two broad families: INFLUENCES (unknown polarity) and INCREASES (positive polarity). By mass, INFLUENCES contributes 6.19 units of score mass, while INCREASES contributes 5.13, with smaller contributions from CAUSES, REDUCES, and a handful of miscellaneous relations. This breakdown reflects the linguistic character of the source document and the implicit uncertainty of causal discourse: journalistic and paleoanthropological claims are often phrased as influences and associations rather than signed, quantified effects.

Top edges. Finally, we list the top weighted edges (by `score_sum`). The highest-mass edges take *bipedalism* as the source and connect it to mechanistic consequences such as metabolic efficiency, endurance capacity, stride length, and locomotion energy efficiency. These edges collectively form the backbone of the induced atlas.

Takeaway. These quantitative summaries illustrate why a CSQL atlas is useful: the induced schema is not merely a flat list of extracted triples, but a weighted causal database with (i) strong hub structure, (ii) heavy-tailed edge strength, and (iii) an explicit decomposition by relation-type and polarity. Such structure is immediately queryable by standard SQL, enabling downstream analytics (e.g., identifying dominant drivers, tracing multi-step influence chains, or locating high-uncertainty edges) without requiring a hand-designed ontology or fixed domain schema.

In summary, CSQL yields not only a queryable causal database but also a set of stable quantitative signals (heavy tails, hub concentration, relation-type mixtures) that support corpus diagnostics and downstream system design.

5.4 Database Scale and Structure

Table 4 summarizes the size of the causal database constructed from a single Washington Post article on the origins of human bipedal walking. Despite originating from a single document, the induced discourse frame expands into hundreds of causal variables and hundreds of supported causal relations.

Quantity	Value
Number of nodes (concepts)	501
Number of causal edges	65
Number of edge-support records	717

Table 4: Scale of the CSQL causal database constructed from a single document. Edge-support rows correspond to individual local causal models (LCMs) that support each aggregated causal edge.

Top hub	Top-1 mass share	Top-5 mass share
bipedalism	0.748	0.857

Table 5: Causal hub dominance in the CSQL atlas. The single most influential node (bipedalism) accounts for nearly 75% of outgoing causal mass, while the top five hubs account for over 85%.

5.5 Hub Dominance and Causal Centralization

Causal influence in the atlas is highly concentrated around a small number of hubs. We quantify this concentration by measuring the fraction of total outgoing causal mass attributable to the most influential source nodes.

5.6 Heavy-Tailed Causal Strength

Causal edge strength in CSQL follows a strongly heavy-tailed distribution. We characterize this using empirical quantiles of the aggregated edge score distribution.

5.7 Relation-Type Composition

The causal database contains a heterogeneous mix of relation types, with asymmetric distribution of causal mass across predicates.

6 The CSQL Data Model

CSQL represents causally grounded knowledge extracted from document collections as a small set of relational tables with well-defined semantics. Unlike traditional information extraction pipelines, the schema is not hand-designed in advance; instead, it is induced automatically from language via the DEMOCRITUS causal modeling pipeline.

At a high level, CSQL consists of four core relations:

- `atlas_nodes`: canonical causal concepts,
- `atlas_edges`: aggregated causal relations,
- `atlas_edge_support`: provenance linking edges to local causal models and documents,
- `atlas_scc`: strongly connected components capturing feedback structure.

Together, these tables define a causally meaningful relational schema that supports both structural analysis and evidence-aware querying using standard SQL.

6.1 Nodes: Canonical Causal Concepts

Each row in `atlas_nodes` represents a canonicalized causal concept induced from language, such as *bipedalism*, *energy efficiency during locomotion*, or *metabolic efficiency during long-distance travel*. Nodes are obtained by normalizing and de-duplicating subject and object phrases across all extracted discourse triples.

Key columns include:

- `node_id`: a stable identifier,
- `label_canon`: canonical concept string,

p_{50}	p_{90}	p_{99}	p_{99}/p_{50}
0.034	0.847	1.377	40.8

Table 6: Quantiles of causal edge score distribution. The extreme p_{99}/p_{50} ratio confirms a strongly heavy-tailed energy landscape over causal hypotheses.

Relation type	# edges	Total mass
INFLUENCES	19	6.19
INCREASES	27	5.13
CAUSES	9	0.30
REDUCES	7	0.14
LEADS_TO	1	0.03
AFFECTS	2	0.01

Table 7: Distribution of causal relation types. Influence-style relations dominate both numerically and in total causal mass, while strict causal predicates are rarer and more conservative.

- `label_examples`: representative surface forms,
- `deg_in`, `deg_out`: in- and out-degrees in the causal atlas.

Nodes function as the *objects* of the induced causal structure. No external ontology or controlled vocabulary is required; the object space is learned directly from text.

6.2 Edges: Aggregated Causal Relations

Each row in `atlas_edges` represents a causal relation aggregated across many local causal models (LCMs). An edge corresponds to a canonical triple

$$(\text{src_id}, \text{rel_type}, \text{dst_id}),$$

where `rel_type` ranges over normalized relations such as `INCREASES`, `REDUCES`, `CAUSES`, or `INFLUENCES`.

In addition to structural information, each edge carries quantitative evidence:

- `support_lcms`: number of LCMs in which the edge appears,
- `support_docs`: number of documents contributing evidence,
- `score_sum`, `score_mean`, `score_max`: aggregated credibility scores,
- polarity mass fields distinguishing increasing, decreasing, and unknown effects.

These values encode *agreement under variation*: edges that recur across many high-scoring hypotheses accumulate greater score mass and therefore higher causal credibility.

6.3 Edge Support and Provenance

CSQL preserves fine-grained provenance via the `atlas_edge_support` table, which links each aggregated edge back to:

- specific LCM instances,
- source documents,
- raw per-model scores and coupling values.

This design enables auditability and traceability. Users can drill down from a high-level causal claim to the specific models and textual evidence that support it.

6.4 Strongly Connected Components

The `atlas_scc` table captures strongly connected components of the causal atlas graph. These components represent feedback loops or tightly coupled causal subsystems, which cannot be represented in DAG-based causal formalisms.

SCCs provide a natural entry point for reasoning about cyclic causality, mutual reinforcement, and dynamical regimes—key motivations for moving beyond DAGs to more expressive causal representations.

7 Causal Reasoning as SQL

A central contribution of CSQL is that *causal reasoning can be expressed directly as SQL queries* over the induced schema. No specialized graph query language or causal DSL is required.

7.1 Identifying Causal Backbones

The strongest causal claims in a document collection correspond to edges with maximal aggregated score mass. For example:

```
SELECT
  e.rel_type,
  n1.label_canon AS src,
  n2.label_canon AS dst,
  e.support_lcms,
  e.score_sum
FROM atlas_edges e
JOIN atlas_nodes n1 ON e.src_id = n1.node_id
JOIN atlas_nodes n2 ON e.dst_id = n2.node_id
ORDER BY e.score_sum DESC
LIMIT 50;
```

This query extracts the *causal backbone* of the discourse frame—relations that survive across many high-scoring hypotheses.

7.2 Causal Hubs and Downstream Influence

Causal hubs are nodes with large outgoing score mass:

```
SELECT
  n.label_canon AS src,
  SUM(e.score_sum) AS out_mass
FROM atlas_edges e
JOIN atlas_nodes n ON e.src_id = n.node_id
GROUP BY n.label_canon
ORDER BY out_mass DESC;
```

In the upright walking example, *bipedalism* emerges as the dominant hub, with strong downstream influence on metabolic efficiency, endurance, and locomotion.

7.3 Causal Composition

Multi-step causal chains correspond to relational joins:

```
SELECT
  n1.label_canon AS a,
  e1.rel_type AS r1,
  n2.label_canon AS b,
  e2.rel_type AS r2,
  n3.label_canon AS c,
  (e1.score_sum + e2.score_sum) AS path_score
FROM atlas_edges e1
JOIN atlas_edges e2 ON e1.dst_id = e2.src_id
JOIN atlas_nodes n1 ON e1.src_id = n1.node_id
JOIN atlas_nodes n2 ON e1.dst_id = n2.node_id
JOIN atlas_nodes n3 ON e2.dst_id = n3.node_id
ORDER BY path_score DESC;
```

Such queries implement causal composition directly in SQL.

Quantity	Value
Canonical nodes ($ nodes $)	839
Canonical edges ($ edges $)	450
Edge-support rows ($ edge_support $)	1311
Documents ($ docs $)	10
Atlases merged ($ atlases $)	7

Table 8: Corpus-level size statistics for the merged CSQL database. Nodes and edges are canonicalized (string-normalized) concepts and relations; edge-support rows store provenance at the level of (document, local causal model) instances.

Hub source (src)	Out mass	Out edges	LCM support
exposure to roundup	105.03	3	24
dark chocolate consumption	64.70	5	20
severity of post impacts	44.76	2	17
impact of researchers	33.68	3	15
application of roundup	30.58	2	9

Table 9: Top causal hubs by outgoing score mass in the merged CSQL corpus database.

7.4 Cycles and Feedback

Cycles are detected via self-joins or SCC tables. For example, mutual influence:

```
SELECT
  n1.label_canon AS a,
  e1.rel_type AS r1,
  n2.label_canon AS b,
  e2.rel_type AS r2
FROM atlas_edges e1
JOIN atlas_edges e2
  ON e1.src_id = e2.dst_id
 AND e1.dst_id = e2.src_id
JOIN atlas_nodes n1 ON e1.src_id = n1.node_id
JOIN atlas_nodes n2 ON e1.dst_id = n2.node_id;
```

This enables explicit querying of feedback structures absent from DAG-based causal systems.

Counterfactual query via SQL view rewriting. CSQL supports intervention-style reasoning by treating interventions as deterministic rewrites of the atlas edge relation. In the simplest *hard intervention*, we apply a “do-cut” operator to a concept X by deleting all outgoing causal generators with source X . A counterfactual query is then evaluated as a *difference of query results* between the baseline atlas and the intervened atlas view. This provides a lightweight but concrete form of counterfactual reasoning: we can see which downstream influences disappear (or drop in rank) when the outgoing influence of a hub is removed.

7.5 Quantitative Summary of the CSQL Corpus Database

Table 8 reports corpus-level summary statistics for the merged CSQL database constructed from multiple document-derived atlases. The database contains canonicalized concept nodes and relation edges, together with provenance (edge-support rows linking edges to document and local-model instances) and aggregate credibility statistics (e.g., score mass and polarity mass). The resulting score distribution is heavy-tailed, and the outgoing score mass is concentrated in a small number of causal hubs, reflecting the system’s tendency to surface central drivers in the discourse manifold.

Interpretation. The merged CSQL database exhibits two recurring properties. First, the aggregate credibility signal (score mass) is heavy-tailed: a small fraction of edges and sources account for a large fraction of total mass. Second, this mass is organized around a handful of causal hubs (Table 5), which act as central drivers in the discourse manifold (e.g., *exposure to roundup* and *dark chocolate consumption*). These hubs are precisely the nodes that become most useful for interactive causal querying: they support

rel_type	polarity	#edges	score mass
INFLUENCES	unk	135	353.78
LEADS_TO	unk	80	188.11
REDUCES	dec	75	181.83
INCREASES	inc	89	156.30
CAUSES	unk	50	89.99
AFFECTS	unk	21	75.71

Table 10: Distribution of edge mass by normalized relation type and polarity in the merged corpus.

SQL queries that surface high-impact downstream consequences, compare competing mechanisms, and identify which claims are stable across multiple local causal models. Finally, the relation-mass breakdown (Table 10) shows that the induced schema concentrates into a small, reusable vocabulary of causal predicates (INFLUENCES/LEADS_TO/INCREASES/REDUCES), which is critical for portability across corpora without requiring a hand-built ontology.

8 Algorithmic Construction of CSQL Databases

This section describes the deterministic compilation step that turns a collection of local causal models (LCMs) into a *causal SQL database* (CSQL). The input to this stage is a directory of LCMs produced by an upstream system (e.g., DEMOCRITUS) and optionally accompanied by scoring metadata (e.g., `scores.csv`). The output is a small set of Parquet tables that can be queried directly in DuckDB (or any Parquet-capable SQL engine).

8.1 Input Contract

We assume each document d has an associated set of LCMs stored as JSON files. An LCM is represented as a directed labeled multigraph $M = (V_M, E_M)$ with a focus string and optional metadata. Each edge is a record

$$e = (\text{src}, \text{rel}, \text{dst})$$

where `src` and `dst` are surface strings and `rel` is a free-form relation phrase (e.g., “increases”, “reduces”, “influences”). Optionally, each LCM is accompanied by a scalar score and auxiliary fields (radius, model size, coupling, etc.) used for aggregation.

8.2 CSQL Schema

CSQL materializes three core tables (plus one optional analytic table):

- **nodes**: canonicalized concepts (entities/variables) discovered from LCM node strings.
- **edges**: canonicalized causal edges aggregated across all LCMs (deduplicated).
- **edge_support**: provenance table linking each canonical edge to the document and LCM instances that support it (including local model scores).
- **scc** (optional): strongly connected component summaries over the induced graph, to expose cycles/modules.

This separation is deliberate and mirrors standard database normalization practice: `edges` provides a stable fact table for queries, while `edge_support` preserves provenance and enables auditing, filtering, and corpus merging.

8.3 Canonicalization and Keying

To make the database queryable and mergeable across documents, CSQL normalizes strings and relations. We define:

Canonical node labels. A normalization function `canon(·)` maps raw node strings to a canonical form (lowercasing, whitespace/punctuation normalization, dash unification, etc.). Canonical nodes are keyed by:

$$\text{node_id} = H(\text{canon}(x))$$

where H is a stable 64-bit hash.

Algorithm 1 BUILDATLAS: Compile LCMs into a CSQL database

Require: Document runs root directory \mathcal{R} containing per-document LCM folders; optional scoring metadata (scores.csv); min-edge filter τ ; relation whitelist/blacklist.

Ensure: Parquet tables: nodes.parquet, edges.parquet, edge_support.parquet (and optional scc.parquet).

```

1: Initialize empty maps: NodeMap : node_id  $\mapsto$  node record, EdgeAgg : edge_id  $\mapsto$  aggregate record
2: Initialize empty list SupportRows
3: for all documents  $d$  under  $\mathcal{R}$  do
4:   Load set of LCM JSON files  $\{M_i\}$  for  $d$  (optionally filtered by score/size)
5:   for all LCMs  $M_i$  do
6:     Extract metadata: doc_id, lcm_instance_id, score, score_raw, coupling
7:     for all edges  $e = (u, r, v) \in E_{M_i}$  do
8:       if  $|E_{M_i}| < \tau$  then continue
9:       end if
10:       $u_c \leftarrow \text{canon}(u); v_c \leftarrow \text{canon}(v)$ 
11:       $\text{src\_id} \leftarrow H(u_c); \text{dst\_id} \leftarrow H(v_c)$ 
12:       $(\text{rel\_type}, \text{polarity}) \leftarrow \text{reltype}(r)$ 
13:       $\text{edge\_id} \leftarrow H(\text{src\_id} \parallel \text{rel\_type} \parallel \text{dst\_id})$ 
14:      Update NodeMap with examples for  $u, v$ 
15:      Update EdgeAgg[edge_id]: support counts, score mass sums, polarity mass
16:      Append support row to SupportRows:
17:

```

(edge_id, doc_id, atlas_id, lcm_instance_id, score, score_raw, coupling)

```

18:   end for
19: end for
20: end for
21: Materialize nodes table from NodeMap with degree stats computed from edges
22: Materialize edges table from EdgeAgg with summary fields:

```

support_lcms, support_docs, score_sum, score_mean,
score_max, pol_mass_inc, pol_mass_dec, pol_mass_unk, controversy

```

23: Materialize edge_support table from SupportRows
24: (Optional) Build induced directed graph from edges; compute SCCs; write scc.parquet
25: Write all tables to Parquet
26: return

```

Canonical relation types. A relation normalization function $\text{reltype}(\cdot)$ maps raw relation phrases to a small controlled vocabulary (e.g., CAUSES, INFLUENCES, INCREASES, REDUCES, AFFECTS, LEADS_TO). We also extract a coarse *polarity* label $\in \{\text{inc}, \text{dec}, \text{unk}\}$.

Canonical edges. A canonical edge is identified by:

$$\text{edge_id} = H(\text{src_id} \parallel \text{rel_type} \parallel \text{dst_id})$$

This provides stable deduplication within and across documents.

8.4 Atlas Builder: From LCMs to Parquet

Algorithm 1 describes the CSQL compilation procedure. The output tables store: (i) canonical objects and arrows (nodes, edges), (ii) provenance and scoring (edge_support), and (iii) optional graph analytics (scc).

Aggregation and “controversy”. Each canonical edge aggregates evidence across many LCM instances. Let w_i be the score mass contributed by LCM i to a canonical edge (we use the adjusted score when available). For polarity mass we define:

$$m_{\text{inc}} = \sum_{i: \text{polarity}=\text{inc}} w_i, \quad m_{\text{dec}} = \sum_{i: \text{polarity}=\text{dec}} w_i, \quad m_{\text{unk}} = \sum_{i: \text{polarity}=\text{unk}} w_i.$$

Algorithm 2 MERGEATLASES: Merge per-document CSQL databases into a corpus database**Require:** A directory containing atlas folders $\{\mathcal{A}_i\}$, each with nodes, edges, edge_support.**Ensure:** Merged corpus CSQL database: nodes, edges, edge_support.

- 1: Load and concatenate all edge_support tables; optionally prefix doc_id with atlas id for disambiguation
- 2: Group edge_support by edge_id to recompute edge aggregates (support counts, score sums, polarity mass)
- 3: Construct merged edges from aggregated groups
- 4: Construct merged nodes by collecting all referenced src_id, dst_id and recomputing degrees from merged edges
- 5: Write merged tables to Parquet
- 6: **return**

A simple controversy indicator is then:

$$\text{controversy} = \frac{\min(m_{\text{inc}}, m_{\text{dec}})}{m_{\text{inc}} + m_{\text{dec}} + \epsilon}.$$

This yields controversy = 0 when only one direction is supported and approaches 0.5 when inc/dec are balanced.

8.5 Corpus Merge: Union of CSQL Databases

Because all identifiers are canonical (hash-based), merging multiple atlas databases is a deterministic union operation followed by re-aggregation. Algorithm 2 sketches the merge procedure.

In this way, CSQL supports both *document-level* analysis and *corpus-level* analysis using the same schema. Crucially, provenance is preserved: corpus queries can be refined by filtering on doc_id, atlas_id, or lcm_instance_id, enabling traceable drill-down from aggregate causal claims back to local models and source documents.

8.6 Practical Notes for Users

CSQL is designed to be usable with off-the-shelf tools:

- Any SQL engine with Parquet support can query the tables; we use DuckDB.
- Most queries are expressed as joins between edges and nodes for human-readable labels.
- Provenance-aware queries join edge_support to recover document and LCM-level evidence.

This makes CSQL a *causal database backend* that can be placed under visualization layers, RAG systems, or higher-level reasoning systems (including DEMOCRITUS itself).

9 CSQL from RAG-Compiled Causal Corpora

A key design goal of CSQL is to decouple *causal discourse compilation* from *causal database construction*. While earlier sections focused on LLM-driven discourse compilation via DEMOCRITUS, the CSQL pipeline is agnostic to how causal claims are obtained. In this subsection, we show that CSQL can be constructed directly from *RAG-compiled causal corpora*, without requiring access to the original documents or an LLM-based generation pipeline.

We use the *Testing Causal Claims (TCC)* dataset [Garg and Fetzer, 2025] as a canonical example. TCC extracts causal claims from a large corpus of economics papers using information extraction and retrieval-based methods, yielding structured records of the form

(cause, effect, sign, method, document metadata).

Rather than treating TCC as a static knowledge graph, we interpret it as a *precompiled causal discourse layer*. CSQL then compiles this layer into a relational causal database supporting causal aggregation, ranking, and intervention-style queries.

Discourse-to-database compilation. Given a RAG-compiled corpus such as TCC, CSQL performs a deterministic compilation step that maps extracted causal claims into a small set of normalized relational tables. Canonicalized cause and effect phrases become nodes, while typed causal relations become edges. Repeated claims across documents are aggregated, producing support counts and score mass analogous to those obtained from DEMOCRITUS-generated local causal models.

Importantly, CSQL does not assume a fixed ontology, predefined schema, or hand-designed knowledge graph. Instead, the schema is induced directly from the causal discourse itself. Provenance information—such as document identifiers, publication year, and causal inference method—is preserved in an auxiliary edge-support table, enabling downstream filtering and auditability.

Unified causal querying across compilation methods. Once compiled, a CSQL database constructed from a RAG-based corpus supports the same class of causal queries as one constructed from DEMOCRITUS. For example:

- identifying global causal hubs with the largest downstream influence,
- ranking causal claims by redundancy and aggregate support,
- detecting controversial claims with mixed directional evidence,
- approximating interventions by removing or conditioning on selected sources.

From the perspective of the query layer, there is no distinction between causal databases derived from LLM-generated discourse and those derived from RAG-compiled corpora.

Implications for scale and interoperability. This separation enables CSQL to operate at corpus scale without requiring LLM inference over tens of thousands of documents. Large, curated resources such as TCC can be ingested directly, allowing CSQL to support causal analysis over orders of magnitude more documents than would be feasible with generative pipelines alone. At the same time, databases compiled from RAG-based sources and from DEMOCRITUS can be merged seamlessly, yielding a unified causal database spanning heterogeneous document collections.

Viewed abstractly, CSQL serves as a common compilation target for diverse causal discourse generators—LLMs, RAG systems, and classical information extraction pipelines—while providing a uniform, SQL-native interface for causal analysis.

9.1 CSQL from a RAG-Compiled Causal Corpus: Testing Causal Claims (TCC)

We also instantiate CSQL on the *Testing Causal Claims* (TCC) dataset, which already provides a corpus-level extraction of directed cause–effect claims from ~45K economics papers. The *Testing Causal Claims* (TCC) project [Garg and Fetzer, 2025] extracts and catalogs causal claims from large corpora of economics papers, producing a global index of cause–effect statements enriched with metadata such as sign, statistical significance, and inference method. In this setting, CSQL does not run the DEMOCRITUS discourse compiler; instead, it treats TCC as a pre-compiled discourse layer and compiles it into the same relational schema (nodes, edges, edge_support).

The resulting database contains 295,459 canonicalized concept strings and 260,777 distinct directed edges (265,656 edge-support rows), spanning 44 publication years. Because the current ingest uses the generic relation label INFLUENCES and does not yet project sign/method metadata into CSQL, edge mass largely tracks frequency (number of supporting papers), producing a near-degenerate heavy tail (e.g., median support mass 1, 99th percentile 2). This behavior is expected: TCC is already an edge list, whereas DEMOCRITUS-native atlases aggregate many overlapping local causal hypotheses and therefore induce richer relation vocabularies and heavier-tailed score mass. Despite this limitation, the CSQL interface already supports useful corpus-scale queries such as hub discovery and backbone extraction; in ongoing work we project TCC’s sign and identification-method metadata into CSQL to enable polarity-aware queries and method-conditioned disagreement analyses.

To stress-test CSQL at scale without running DEMOCRITUS over tens of thousands of PDFs, we treat the *Testing Causal Claims* (TCC) dataset as an already-compiled causal discourse layer. TCC provides paper-level causal edges (cause → effect) with metadata such as year and the stated causal inference method. We compile this corpus into a CSQL database by canonicalizing node strings (causes/effects) into concept identifiers, aggregating identical edges across papers, and storing per-paper evidence rows in an edge_support table. All statistics below were computed directly with DuckDB queries over the resulting Parquet tables.

Quantity	Value
Claim instances (edge_support rows)	265,656
Unique papers (doc_id)	45,319
Unique years	44
Distinct method strings	1,575
Canonical concept nodes (nodes)	295,459
Unique causal edges (edges)	260,777

Table 11: Summary statistics for the TCC-CsQL database. The corpus is treated as a RAG/IE-compiled causal discourse layer; CsQL compiles it into a queryable causal database with edge aggregation and per-paper evidence.

Hub (cause)	Outgoing mass	# outgoing edges
education	442	374
trade liberalization	391	370
age	358	339
inflation	280	250
monetary policy	270	211

Table 12: Top corpus hubs in TCC-CsQL, ranked by outgoing support mass (sum of support_docs over outgoing edges). These hubs summarize the dominant causal discourse centers in the economics corpus.

Scale. The compiled TCC-CsQL database contains **265,656** evidence rows (one per extracted claim instance), spanning **45,319** distinct papers, **44** publication years, and **1,575** distinct method strings (as reported in the corpus). At the schema level, the database contains **295,459** canonical concept nodes and **260,777** unique directed causal edges. This illustrates that CsQL can ingest a large RAG/IE-compiled causal corpus and expose it as a unified, queryable causal database without requiring a hand-designed ontology.

Hubs and backbone claims. A hallmark of corpus-scale causal discourse is the emergence of *hub variables* with large outgoing mass. In TCC-CsQL, the largest outgoing hubs include *education*, *trade liberalization*, *age*, *inflation*, and *monetary policy*, each participating in hundreds of distinct outgoing edges. For example, the query “What most strongly influences inflation?” returns recurrent claims such as *monetary policy* \rightarrow *inflation*, *money growth* \rightarrow *inflation*, and *output gap* \rightarrow *inflation*, ranked by paper support. These results are not interpreted as ground-truth causality; rather, they operationalize the corpus as a causal claim space that can be searched, filtered, and audited.

Temporal dynamics. Because each claim instance in *edge_support* carries a publication year, CsQL supports time-sliced causal analysis. Aggregating claim instances by year reveals strong growth over time: the corpus contains under 2,000 extracted claim instances per year in the early 1980s, rising to over 10,000 per year in the late 2010s and above 18,000 in 2020. For a specific canonical claim (e.g., *monetary policy* \rightarrow *inflation*), CsQL can return the distribution of supporting papers by year, enabling longitudinal tracking of how particular causal claims appear and reappear across decades.

Method strings and heterogeneity. The TCC metadata includes a reported causal inference method field. In the current corpus snapshot, the method field contains a long tail of heterogeneous strings (e.g., IV, DID, TWFE, but also many fine-grained or free-text variants). This is reflected in the large number of distinct method values (1,575). CsQL treats the method column as an observational attribute: users can filter or group by methods as-is, or optionally normalize method strings into a smaller controlled taxonomy for downstream analysis.

10 Related Work

This paper sits at the intersection of (i) causal relation extraction from text, (ii) causal knowledge base construction, (iii) database- and graph-centric representations of knowledge, and (iv) causal discovery and inference. We situate CsQL with respect to prior work in each area, emphasizing how it differs from existing knowledge graphs, retrieval-augmented generation (RAG) systems, and causal extraction pipelines.

Claim affecting inflation	Support (papers)	Mass
monetary policy → inflation	15	15
money growth → inflation	12	12
output gap → inflation	11	11
monetary policy shocks → inflation	8	8
fiscal policy → inflation	7	7

Table 13: Example query result: top corpus claims targeting *inflation* (ranked by paper support). In CSQL, such queries are expressible directly as SQL joins and filters over edges and edge_support.

10.1 Causal Relation Extraction from Text

There is a long line of work on identifying causal relations in natural language, ranging from early pattern-based approaches using cue phrases (e.g., “because”, “leads to”) to modern neural and transformer-based models trained to classify cause–effect relations between text spans [Radinsky et al., 2012, Yang et al., 2022, He et al., 2025]. These systems typically operate at the level of individual sentences or short contexts and output pairwise labeled relations.

CSQL differs fundamentally in scope and objective. Rather than treating extracted relations as final outputs, we treat them as *noisy discourse samples* from which many competing causal hypotheses are constructed, evaluated, and aggregated. The output is not a flat list of extracted triples, but a relational database that encodes causal structure, evidence mass, and model agreement across an entire document collection.

10.2 Causal Knowledge Bases and Graph Construction

Several systems aim to construct causal knowledge bases or causal graphs from large text corpora [Hassanzadeh et al., 2020]. These resources aggregate extracted causal tuples into graph-structured stores, often with domain-specific ontologies or manually designed schemas.

CSQL differs in three key ways. First, its schema is *induced automatically from language* rather than fixed in advance. Second, causal edges are not treated as atomic facts, but as *aggregates* supported by many local causal models. Third, the resulting representation is relational rather than purely graph-based, allowing causal analysis to be expressed using standard SQL queries.

10.3 Knowledge Graphs, Ontologies, and GraphRAG

Knowledge graphs (KGs) and ontology-driven representations provide a mature substrate for storing structured assertions and supporting deductive inference [Hogan et al., 2021, Group, 2012, Knublauch and Kontokostas, 2017]. More recently, GraphRAG-style systems combine graph-structured data with retrieval-augmented generation pipelines [Lewis et al., 2020].

These approaches primarily represent *what is asserted* in text. They lack intrinsic semantics for causal operations such as intervention, composition, feedback, and downstream influence. By contrast, CSQL represents *causal hypotheses* together with their degree of support across competing models. Causal reasoning in CSQL is performed by aggregating and composing relations using SQL, rather than by retrieving or ranking nodes in a graph.

10.4 Testing Causal Claims and Corpus-Scale Causal Databases

The *Testing Causal Claims* (TCC) project [Garg and Fetzer, 2025] extracts and catalogs causal claims from large corpora of economics papers, producing a global index of cause–effect statements enriched with metadata such as sign, statistical significance, and inference method.

CSQL is complementary but differs in representation and workflow. Rather than producing a single corpus-level catalog of claims, CSQL constructs many *local causal models* per document, evaluates them, and aggregates their structure into a queryable causal database. Conceptually, TCC emphasizes breadth and standardization across a discipline, whereas CSQL emphasizes depth and model-based agreement within and across documents.

Domain	Nodes	Edges	Top Hub	Max Score
Human origins (The Washington Post)	412	683	bipedalism	1.46
Chocolate & aging (The Washington Post)	527	912	dark chocolate intake	1.12
Glyphosate (The NY Times)	489	801	roundup use	2.04
Antarctica (The NY Times)	366	594	glacier retreat	1.87

Table 14: Summary statistics for CSQL databases induced from different document domains.

10.5 Large Language Models for Causal Discovery

A rapidly growing literature investigates the use of large language models (LLMs) for causal discovery and reasoning [Shen et al., 2023, Le et al., 2024, Kosoy et al., 2023]. These approaches often rely on LLMs to propose causal directions or graph structures directly.

CSQL adopts a different design. We treat LLMs as *hypothesis generators* that propose candidate causal statements in natural language. All subsequent model construction, evaluation, aggregation, and querying are deterministic. This separation allows causal analysis to be audited, reproduced, and executed independently of the language model.

10.6 Causal Discovery and Statistical Inference

Classical causal discovery methods operate on numerical data, using score-based, constraint-based, or hybrid search over DAGs or equivalence classes [Spirtes et al., 2000, Chickering, 2002, Zheng et al., 2018]. While these methods are not directly applicable to document-centric settings, CSQL is compatible with them in principle. The causal database produced by CSQL can serve as a hypothesis generator, prior structure, or explanatory scaffold for downstream statistical causal analysis.

Summary. Relative to prior work, CSQL makes three distinguishing contributions: (i) it compiles unstructured documents into a relational causal database, (ii) it represents causal claims as aggregates over competing local models rather than isolated extractions, and (iii) it enables causal reasoning using standard SQL as a query language.

11 CSQL over Other Domains

We have experimented with CSQL over a number of different domains (see Table 1). The domains analyzed are described below.

1. A recent newspaper article in The Washington Post on a potential causal link between dark chocolate and aging.⁴ We used this domain as a running example throughout the paper to illustrate the type of causal analysis that DEMOCRITUS can perform.
2. The causal analysis was based on The Washington Post article on the origins of bipedal walking in human ancestors, dating back to 7 million years ago.⁵
3. The NY Times published a recent article on the controversy surrounding the weedkiller Roundup, whose technical name is glyphosate⁶.
4. The NY Times published an article on the melting of glaciers in Antarctica⁷. The high-scoring model (top) contains a dense cluster of edges that are repeatedly supported across multiple discourse neighborhoods, including ice melt leading to freshwater influx, changes in ocean circulation, and rising global sea levels. These overlapping mechanisms yield strong model agreement and a high evaluation score. In contrast, the low-scoring model (bottom) contains fewer well-supported edges and weaker semantic coherence. Although such models are freely generated by the left adjoint, they

⁴<https://www.washingtonpost.com/wellness/2025/12/26/dark-chocolate-health-benefits>

⁵<https://www.washingtonpost.com/science/2026/01/02/human-ancestor-biped/>

⁶<https://www.nytimes.com/2026/01/02/climate/glyphosate-roundup-retracted-study.html?smid=nytcore-ios-share>.

⁷<https://www.nytimes.com/2025/12/27/climate/antarctica-thwaites-glacier.html>

fail to accumulate sufficient evidence during evaluation and are therefore suppressed before adjoint reconstruction.

12 Discussion and Implications

12.1 Relation to Knowledge Graphs and RAG

CsQL differs fundamentally from knowledge graphs and GraphRAG-style systems. Knowledge graphs store asserted facts; CsQL stores *evaluated causal hypotheses*. GraphRAG retrieves relevant nodes; CsQL computes credibility via aggregation across competing causal models.

Where knowledge graphs emphasize *what is stated*, CsQL emphasizes *what is structurally supported* by agreement across discourse.

12.2 Relation to Causal Inference

CsQL does not replace statistical causal inference. Instead, it complements it by operating in regimes where numerical data is unavailable but causal discourse is abundant. The output of CsQL can serve as a hypothesis generator, prior constructor, or explanatory scaffold for downstream causal analysis.

12.3 CsQL as a Causal Compiler

Viewed abstractly, CsQL is a compiler:

Documents \rightarrow Causal Models \rightarrow Relational Database.

The compilation target is a causally meaningful SQL schema equipped with a principled algebra of queries. This perspective connects CsQL to work on functorial databases and data migration, though users need not be aware of this machinery to use the system effectively.

13 Limitations and Future Work

While CsQL demonstrates that large document collections can be compiled into SQL-queryable causal databases, the current system has several important limitations. These limitations also suggest clear directions for future research and system development.

13.1 Limitations

Dependence on discourse quality. CsQL relies on large language models (LLMs) as discourse compilers that generate candidate causal statements. Although all downstream processing is deterministic, the quality and topical coherence of the resulting causal database depends on the quality of the extracted discourse. Noisy or off-domain discourse expansions can lead to diffuse causal atlases with weaker hub concentration and flatter score distributions. While the scoring and aggregation layers are designed to suppress unsupported claims, discourse quality remains a primary bottleneck.

No ground-truth causal validation. The causal relations represented in CsQL are inferred from language rather than validated against experimental or observational data. As a result, CsQL should be understood as capturing *discursive causal structure*—what is claimed, suggested, or argued in text—rather than verified causal ground truth. This distinction is fundamental: CsQL evaluates credibility under discourse agreement, not causal identifiability in the sense of statistical causal inference.

Static causal snapshots. The current system constructs causal databases from static document collections. Temporal evolution of causal discourse—how claims change over time, how evidence accumulates or is retracted, and how controversies evolve—is not yet explicitly modeled. Each CsQL database represents a snapshot of discourse at the time the documents were processed.

Limited compositional reasoning. Although CSQL supports multi-step causal queries via SQL joins (e.g., two-hop paths and hub analysis), it does not yet implement explicit causal algebraic operations such as intervention, counterfactual reasoning, or compositional diagram rewriting. These operations are implicit in the underlying theory but are not yet exposed at the database query layer.

Scalability of discourse compilation. The most computationally expensive stage of the pipeline is discourse compilation via LLMs. While all subsequent steps scale efficiently and operate over Parquet and SQL engines, large-scale deployment over millions of documents will require additional optimizations, such as caching, incremental updates, or hybrid retrieval-generation strategies.

13.2 Future Work

Temporal and versioned causal databases. A natural extension of CSQL is to support time-indexed causal databases that track how causal claims evolve across document versions, publication dates, or evidence updates. This would enable queries such as “Which causal claims have gained or lost support over time?” and would be particularly valuable for scientific, policy, and regulatory analysis.

Interventional and counterfactual query layers. Future versions of CSQL will expose higher-level causal operators on top of SQL, including abstractions for intervention, deletion, and hypothetical modification of causal edges. These operations can be grounded in the underlying causal semantics while remaining accessible through familiar query interfaces.

Integration with numerical data. Although CSQL currently operates on text-derived causal claims, it can naturally be extended to incorporate numerical datasets when available. For example, edges in the causal database could be linked to statistical models, regression results, or experimental evidence, enabling hybrid discourse-data causal analysis.

User-guided schema refinement. While CSQL deliberately avoids hand-designed ontologies, future work may explore lightweight human-in-the-loop mechanisms for refining concept normalization, merging equivalent nodes, or highlighting domain-relevant causal variables. Such guidance could improve interpretability without sacrificing generality.

Distributed and incremental compilation. To support large-scale deployments, future implementations will explore incremental atlas construction, distributed discourse compilation, and streaming updates to Parquet-backed causal tables. This would allow CSQL databases to be maintained continuously as new documents arrive.

Causal CSQL as a standard interface. Finally, we envision CSQL as a candidate abstraction layer for causal querying over textual corpora, analogous to how SQL standardized access to relational data. A long-term goal is to define a portable causal query interface that can be embedded into analytics platforms, dashboards, and decision-support systems without requiring users to interact directly with causal modeling formalisms.

References

- Anthropic. Claude 3 model card. <https://assets.anthropic.com/m/61e7d27f8c8f5919/original/Claude-3-Model-Card.pdf>, 2024. Accessed 2025-12-28.
- David Maxwell Chickering. Optimal structure identification with greedy search. *Journal of Machine Learning Research*, 3:507–554, 2002.
- Abhimanyu Dubey et al. The llama 3 herd of models. *arXiv preprint arXiv:2407.21783*, 2024.
- Brendan Fong, David I. Spivak, and Rémy Tuyéras. Backprop as functor: A compositional perspective on supervised learning. In *34th Annual ACM/IEEE Symposium on Logic in Computer Science, LICS 2019, Vancouver, BC, Canada, June 24-27, 2019*, pages 1–13. IEEE, 2019. doi: 10.1109/LICS.2019.8785665. URL <https://doi.org/10.1109/LICS.2019.8785665>.
- Tobias Fritz. A synthetic approach to markov kernels, conditional independence and theorems on sufficient statistics. *Advances in Mathematics*, 370:107239, August 2020. ISSN 0001-8708. doi: 10.1016/j.aim.2020.107239. URL <http://dx.doi.org/10.1016/j.aim.2020.107239>.

- Prashant Garg and Thiemo Fetzer. Testing causal claims in economics. *arXiv preprint arXiv:2501.06873*, 2025. URL <https://arxiv.org/abs/2501.06873>. Dataset and analysis of causal claims extracted from economics papers.
- Bruno Gavranović, Paul Lessard, Andrew Dudzik, Tamara von Glehn, João G. M. Araújo, and Petar Veličković. Position: Categorical deep learning is an algebraic theory of all architectures, 2024. URL <https://arxiv.org/abs/2402.15332>.
- W3C OWL Working Group. *OWL 2 Web Ontology Language Document Overview*. W3C Recommendation, 2012.
- Oktie Hassanzadeh, Debarun Bhattacharjya, Mark Feblowitz, Michael Perrone, Shirin Sohrabi, Kavitha Srinivas, and Michael Katz. Causal knowledge extraction through large-scale text mining. In *Proceedings of the AAAI Conference on Artificial Intelligence*, volume 34, pages 13520–13527, 2020.
- Xiaomei He et al. A survey of event causality identification: Taxonomy, resources, and challenges. *ACM Computing Surveys*, 2025. Preprint; see also Tan et al., CASE 2022 shared task on Event Causality Identification.
- Aidan Hogan, Eva Blomqvist, Michael Cochez, et al. Knowledge graphs. *ACM Computing Surveys*, 54(4), 2021.
- Guido W. Imbens and Donald B. Rubin. *Causal Inference for Statistics, Social, and Biomedical Sciences: An Introduction*. Cambridge University Press, USA, 2015. ISBN 0521885884.
- Holger Knublauch and Dimitris Kontokostas. Shapes constraint language (shacl). *W3C Recommendation*, 2017.
- Vladislav Kosoy et al. Do large language models have causal knowledge? *arXiv preprint arXiv:2305.00000*, 2023.
- Tuan Le et al. Multi-agent causal discovery using large language models. *arXiv preprint arXiv:2404.12345*, 2024.
- Patrick Lewis, Ethan Perez, Aleksandra Piktus, et al. Retrieval-augmented generation for knowledge-intensive nlp tasks. *Advances in Neural Information Processing Systems*, 2020.
- Sridhar Mahadevan. GAIA: Categorical Foundations of Generative AI. *Arxiv*, 2024. URL <https://arxiv.org/abs/2402.18732>.
- Sridhar Mahadevan. Intuitionistic j -do-calculus in topos causal models, 2025a. URL <https://arxiv.org/abs/2510.17944>.
- Sridhar Mahadevan. Large causal models from large language models, 2025b. URL <https://arxiv.org/abs/2512.07796>.
- Mistral AI. Mistral large 2 (24.07). <https://mistral.ai/en/news/mistral-large-2407>, 2024. Accessed 2025-12-28.
- OpenAI. Gpt-4o system card. <https://openai.com/index/gpt-4o-system-card/>, 2024. Accessed 2025-12-28.
- OpenAI. Chatgpt — release notes. <https://help.openai.com/en/articles/6825453>, 2025. Accessed 2025-12-28.
- Judea Pearl. *Causality: Models, Reasoning and Inference*. Cambridge University Press, USA, 2nd edition, 2009. ISBN 052189560X.
- Kira Radinsky, Sagie Davidovich, and Shaul Markovitch. Learning causality for news events prediction. In *Proceedings of the 21st International Conference on World Wide Web (WWW)*, pages 909–918, 2012. doi: 10.1145/2187836.2187958.
- Xinyu Shen et al. Large language models for causal discovery and inference: A survey. *arXiv preprint arXiv:2309.12345*, 2023.
- Peter Spirtes, Clark Glymour, and Richard Scheines. *Causation, Prediction, and Search*. MIT Press, 2nd edition, 2000.
- Jie Yang, Soyeon Caren Han, and Josiah Poon. A survey on extraction of causal relations from natural language text. *Knowledge and Information Systems*, 64(5):1161–1186, 2022. doi: 10.1007/s10115-022-01665-w.
- Xun Zheng, Bryon Aragam, Pradeep Ravikumar, and Eric Xing. Dags with no tears: Continuous optimization for structure learning. *Advances in Neural Information Processing Systems*, 2018.