

Carrying is Hard: Exploring the Gap between Hardness for NP and PSPACE for the Hanano and Jelly no Puzzles

Michael C. Chavrimootoo and Jin Seok Youn
 Department of Computer Science
 Denison University
 Granville, OH 43023

January 12, 2026

Abstract

The Hanano Puzzle is a one-player game with irreversible gravity, where the goal is to make colored blocks make contact with flowers of the corresponding color. The game Jelly no Puzzle shares similar mechanics. In general, determining if a given level of each of the two games is solvable is PSPACE-complete. There are also known restrictions under which determining if a level of Jelly no Puzzle is solvable is NP-complete. We find that under the same restrictions, determining if a level of Hanano Puzzle is solvable remains PSPACE-complete. We thus study several restrictions on Hanano, contrast them with known results about Jelly no Puzzle, and posit that the mechanism at the heart of the PSPACE-hardness is the ability for blocks to carry each other.

1 Introduction

The complexity of games with movable blocks has been actively studied over the last three decades (see [HD09] for a comprehensive historical overview, up to the time of writing), and much work has gone into devising frameworks to study those games [HD09, ABD⁺20, ACD⁺22, ADHL23]. Games with irreversible gravity (i.e., games where an object falls if unsupported and there is no built-in mechanism to always move the object up against the direction of gravity) often need some other considerations to utilize the strength of the aforementioned frameworks. Most recently, Chavrimootoo [Cha25] introduced the use of visibility representations to provide a more structured way of using the Nondeterministic Constraint Logic (NCL) framework (defined later) to study pushing-block games with gravity, and proved that determining if a level of the Hanano Puzzle is solvable is PSPACE-complete.

The Hanano Puzzle (Hanano, for short) is a one-player game on a 2D grid involving colored movable blocks and flowers that can be either red, blue, or yellow. Each movable colored block is marked on one of its four sides. When a colored movable block makes contact with a flower of the same color, a flower emerges from the marked side, thereby “blooming” the colored block. If there are blocks in the way of the flower emerging, those blocks are moved, as long as there is space to move them. A block blooming may result in a chain/sequence of blooms. The goal of the game is to bloom every colored block. A level of Hanano can also contain movable gray blocks (which do not bloom) and immovable gray blocks (which can be viewed as walls). The game involves gravity, so whenever a block is not supported (either by a movable or immovable block), it falls until it is supported.



Figure 1: Level 1 of Hanano.

Figure 1 shows three blocks of different colors, along with the corresponding flowers. Notice that the flowers are attached to wall-like structures, which are the immovable gray blocks. Moreover, the arrow heads on the colored blocks indicate the aforementioned “marks.”

Hanano is similar in its mechanics to Jelly no Puzzle [Qro13] (Jelly, for short). A level of Jelly is very similar to a level of Hanano, except that instead of colored blocks and colored flowers, the level may contain colored “jellies,” which can be viewed as movable blocks. When two jellies of same color come into contact, they merge, thereby forming a new (possibly nonrectangular) jelly occupying the same space of as the original jellies. The goal of Jelly is to merge all the jellies of the same color. Figure 2 shows an example.



(a) Initial configuration.



(b) Configuration with merged jellies.

Figure 2: Two configurations of Level 1 of Jelly no Puzzle.

Commensurate with prior work, we let HANANO denote the set of solvable levels of Hanano and we let JELLY denote the set of solvable levels of Jelly.

Liu and Yang [LY19] proved the NP-hardness of HANANO, and Chavrimootoo [Cha25] strengthened their result and proved that HANANO is PSPACE-complete. Crabtree and Mitsou [CM25] leveraged the main technique of Chavrimootoo [Cha25]—that is, the use of visibility representations of planar NCL graphs—to prove the PSPACE-completeness of JELLY. Interestingly, Yang [Yan18] showed that when restricted to one color, JELLY is NP-complete. We prove that in contrast, HANANO remains PSPACE-complete under the same restriction.

In this paper, we consider several restrictions on HANANO and JELLY and demonstrate a hardness gap based on those restrictions. In particular, we identify one game mechanism that seems to be the determiner for the jump from membership in NP to PSPACE-completeness: carrying. Prior work has explored the actions of games with pushing blocks (see [DL25, GBC⁺25] and the reference therein for more details) but games like Hanano and Jelly are different because they are not reversible and do not involve an agent that is pushing blocks.

Organization. Section 2 defines necessary concepts surrounding NCL and how it can be used to prove PSPACE-hardness for games with irreversible gravity. Section 3 proves that HANANO is PSPACE-complete for one color (even without gray blocks), and Section 4 proves additional results to support the conjectured “dichotomy” induced by the presence/absence of block carrying under HANANO and JELLY. Our discussion of relevant work is embedded within the most appropriate sections as opposed to being focused to a single section.

2 Preliminaries

The Nondeterministic Constraint Logic (NCL) framework is a well-established framework for studying the complexity of games involving agents or blocks moving in a space. An NCL graph is a directed graph with red edges and blue edges. The blue edges have weight 2 and the red edges have weight 1. NCL graphs have the additional constraint that for each vertex in the graph, the sum of weights of edges pointing to that vertex is at least 2. This constraint is also known as the inflow constraint. An edge in an NCL graph can be flipped (i.e., its direction can be reversed) if and only if doing so does not violate the inflow constraints on the graph.

Given an NCL graph $G = (V, E)$ and a target edge $e \in E$, the problem of determining if there is a sequence of edge flips on G that eventually flip e is PSPACE-complete. This problem remains PSPACE-complete even if G is simple and planar, and if V is restricted to OR vertices (namely vertices with exactly three incident blue edges) and AND vertices (namely vertices with exactly one incident blue edge and two incident red edges). For example, in Figure 3a, A , B , and D are AND vertices, while C is an OR vertex. For the rest of this paper, we assume the aforementioned restrictions on NCL graphs. For more details on NCL, see [HD09].

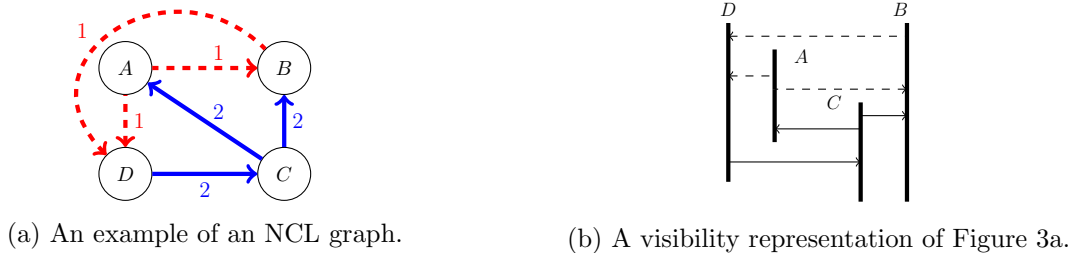


Figure 3: Example of an NCL graph and its visibility representation, reproduced from [Cha25].

Under NCL, all moves are reversible, but in Hanano the effects of gravity make certain moves nonreversible. Chavrimooootoo [Cha25] used the visibility representations of (planar) NCL graphs¹ to guide their reduction to make moves in Hanano that correspond to NCL edge flips fully reversible. Their work establishes that only three types of gadgets need to be given: an OR gadget, an AND gadget, and a red bend gadget. The AND/OR gadgets satisfy the same constraints as the AND/OR vertices (respectively). Let us now give some intuition for the red bend gadget. Suppose we have an implementation of a gadget for vertex D in Figure 3b. That gadget would satisfy the same constraints as an NCL AND vertex, and a gadget for vertex A should do the same. Because of the structure induced by the visibility representation, we may not be able to just reuse the same gadget. However, if we included some mechanism to “bend” the top most red edge of D so that the edge now lies on the left side of D , the corresponding vertex should look identical to A . This is essentially what the red bend gadget does.

¹A visibility representation of a planar graph can be viewed as a planar drawing of the graph where the vertices are stretched out into columns or line segments so that all edges can be drawn as horizontal lines (see Figure 3b for an example).

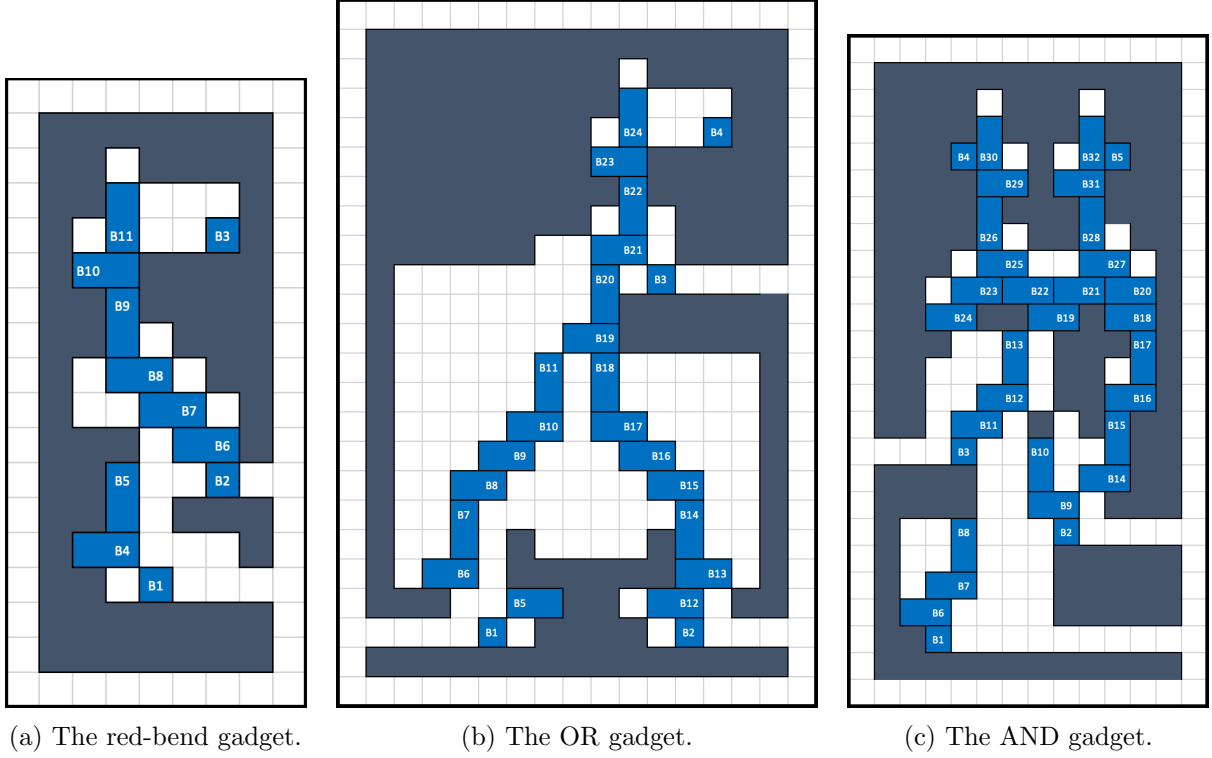


Figure 4: Our three gadgets: a red-bend gadget, an OR gadget, and an AND gadget.

3 One-Color PSPACE-Completeness

In this section, we prove that HANANO remains PSPACE-complete even with no movable gray blocks and blocks of only one color. This strengthens the known PSPACE-completeness result given by Chavrimootoo [Cha25] who proved that one-color HANANO is PSPACE-complete when movable gray blocks are present.²

Theorem 3.1. *HANANO remains PSPACE-complete even when restricted to no movable gray blocks and all colored blocks/flowers have the same color.*

The rest of this section is devoted to proving Theorem 3.1.

Lemma 3.1 (One-color Red Bend). *The Red Bend gadget in Figure 4a is solvable if and only if either B1 or B2 blooms while supporting (either directly or indirectly) the spine (B6–B9).*

Proof. First, the components of the gadget and the contact interaction rules are defined. In this gadget, blocks B4 to B11 are considered pre-bloomed blocks. The surfaces of these blocks are divided into two types according to their functionalities:

Passive Facet: The part marked with a label (e.g., “B10”). This face functions as a simple physical wall and does not cause blooming even upon contact with unbloomed blocks.

Flower Facet: The unlabeled part. This side performs the same function as a blue flower and triggers the blooming of an unbloomed block upon physical contact with this side.

²As an aside, we mention that the aforementioned result uses movable gray blocks with six sides. Naturally, restricting the gray blocks to be rectangular is more desirable, and our current result covers that case.

For block B3 to bloom, it must come into contact with the flower facet of B10. In the initial configuration, B3 is separated from the flower facet of B10, and thus, contact cannot occur. Therefore, for effective contact to occur, B10 must be raised and aligned with B3.

In this gadget, B10 is shifted up one unit through two routes:

1. When B2 is supporting the spine (B6–B9) and B2 blooms.
2. When B1 supports B4–B5, which in turn support the spine (B6–B9); when B1 blooms, it pushes up B4–B5 and lifts the entire spine.

This design satisfies the Minimum Inflow Constraint. To support the spine, at least one of B1 or B2 must be in the gadget.

- If B2 is in the gadget, B6–B9 is directly supported by B2. The B4–B5 structure can be stowed on the left side, and thus B1 is free to exit the gadget without causing the spine to collapse.
- Conversely, if B1 is in the gadget, B4–B5 supports the B6–B9. In this case, since B2's role becomes redundant, B2 is free to exit the gadget.

We now give our proof.

(\implies) Suppose the gadget is solvable. Then, B3 must come into contact with B10's flower facet. This is possible if and only if the spine (B6–B9) is raised by one unit. The spine is raised by one unit if and only if either B2 blooms or the B4–B5 structure is raised by one unit. The latter (uplift of B4–B5) occurs only when B1 blooms. In either case, the spine (B6–B9) must be supported by a bloomed B2, or by B4–B5 (which is in turn supported by a bloomed B1).

(\impliedby) Suppose that either B1 or B2 blooms while supporting the spine (B6–B9) either directly or indirectly. In either case, the spine rises by 1 unit (direct rise by B2 or indirect rise by $B1 \rightarrow B4\text{--}B5$). The elevation of the spine shifts B10, exposing its flower facet and allowing B3 to make contact. Any other unbloomed block in the gadget can contact any flower facet of nearby bloomed blocks, thus making the gadget solvable. \square

Lemma 3.2 (One-color OR Gadget). *The gadget in Figure 4b satisfies the same constraints as an NCL OR vertex.*

Proof. First, the movable structures and configuration of the gadget are defined. The key to this gadget is controlling the position of the B21–B23, which is needed for the blooming of the output block B4. For this purpose, the internal structures are divided as follows:

Left spine: The B6–B11 + B19–B20 block, which can be stored on the left side.

Right spine: The B13–B18 block, which can be stored on the right side.

Top Support: The B21–B23 block, which can be directly supported by B3.

For block B4 to bloom, it must be in contact with the flower facet of B23. In the initial configuration, since B23 is located one unit below B4, the structure containing B23 must shift up for contact to occur.

The rise of B23 in this gadget is achieved through one of the following three routes:

- Route 1: B3 blooms and shifts up B21.
- Route 2: B2 blooms and shifts up the entire structure of B12–B21.

- Route 3: B1 blooms and shifts up the entire structure of B5–B11 and B19–B21.

This design satisfies the Minimum Inflow Constraint. That is, to position B23 in the shift-ready position, at least one of B1, B2, or B3 must exist in the gadget to provide support. Through the following state transition analysis, we show that no matter what input block enters, the support structure does not collapse, and the shift-ready position is maintained.

1. If B3 is supporting: If B3 is in the gadget and supports B21, the remaining structures can be safely stowed. B19–B20 are stored on the left while being supported by the left spine (B6–B11), and the right spine (B13–B18), B5, and B12 are also located in their respective stowing positions. In this state, B1 and B2 are excluded from the supporting role, so they are free to exit.

Transition with B1: If B1 enters, B1 moves B5 to support the left spine (B6–B11 + B19–B20) and moves it to the right as much as possible to extend the support range to B21. B3 and B2 are now free.

Transition with B2: If B2 enters, it pushes B12 so that the right spine (B13–B18) shifts as far left as possible, allowing B19–B20 to be transferred onto (and supported by) the right spine. Once B19–B20 are in place, they support B21, and B3 becomes free.

2. If B1 is supporting: If B1 is in the gadget and supports the entire left spine.

Transition with B3:

Transition with B3: If B3 enters, B3 supports B21. The remaining B19–B20 blocks are transferred to the left spine (B6–B11) and stowed by moving the spine to the left. After returning B5 to its original position, B1 is released from the load and becomes free.

Transition with B2: If B2 enters, B2 uses B12 to move the right spine (B13–B18) to the left as much as possible. This takes over the load of B19–B21 supported by the left spine. After stowing the left spine (B6–B11) and B5 back to their original positions, B1 becomes free.

3. If B2 is supporting: If B2 is in the gadget and supports the right spine, including B19–B21.

Transition with B3: If B3 enters, the same method as when B1 is supporting is applied. B3 supports B21, and the remaining B19–B20 are transferred to the left spine for stowing. Accordingly, B2 becomes free.

Transition with B1: If B1 enters, B1 uses B5 to move the left spine (B6–B11) to the right as much as possible. Through this, the load of B19–B21 supported by the right spine is taken over. After stowing the right spine (B13–B18) and B12 back to their original positions, B2 becomes free.

During all transition processes, the structure remain supported at all times, which forcibly preserves the shift-ready position. We now give our proof.

(\implies) Suppose the gadget is solvable. If so, B4 must come into contact with the flower facet of B23. This is possible if and only if B23 rises by one unit. For B23 to rise, the substructure must be maintained in a shift-ready position without collapsing, which is only possible when one of the aforementioned routes (Routes 1, 2, and 3) is established. Therefore, at least one of B1, B2, or B3 must exist in the gadget to form the support base of the structures. If all inputs are absent, the structure drops, and blooming is impossible.

(\Leftarrow) Suppose at least one of B1, B2, or B3 blooms. Since the block currently maintains a shift-ready position in the gadget, it immediately shifts up the connected structure when it blooms.

- If B3 Blooms \rightarrow B21 rises.
- If B2 Blooms \rightarrow B12–B21 rise.
- If B1 Blooms \rightarrow B5–B11 and B19–B21 rise.

In any case, B23 rises by 1 unit, moves to the position of B4, and exposes the flower facet. Accordingly, since B4 can come into contact and bloom, the gadget is solvable. \square

Lemma 3.3 (One-color AND Gadget). *The gadget in Figure 4c satisfies the same constraints as an NCL AND vertex, where B1 represents a blue edge weighting 2, and B2 and B3 represent red edges weighting 1.*

Proof. First, the Movable Structures and configuration of the gadget are defined. For this gadget to be solvable, both output blocks B4 and B5 must bloom. This requires the Upper Tree structure containing B29 and B31 to shift up by one unit to make contact with the flower facets of the output blocks. To control this, the internal structure is divided as follows:

Left Spine: The B11–B13 block group.

Right Spine: The B9–B10 block group.

Central Spine: The B6–B8 block group.

Upper Tree: The complex structure comprising B14–B30, which interacts with the lower spines via B18, B19, and B24.

In this gadget, the simultaneous blooming of B4 and B5 is achieved through one of the following two actuation routes:

1. Route 1 (Red/Red): B2 and B3 must bloom. B3 supports and lifts the Left Spine (B11–B13), and B2 supports and lifts the Right Spine (B9–B10) while the Right Spine remains in contact with B14 from below. The elevated Right Spine pushes up the right side (B14–B29) of the Upper Tree through B14, and the Left Spine pushes up the left side (B24–B30) of the Upper Tree by supporting the underside of B24. Together, these two forces raise both B29 and B31 by one unit.
2. Route 2 (Blue): B1 blooms while holding up a stacked column. In this position, the Central Spine (B6–B8) sits on B1, the Right Spine (B9–B10) sits on the Central Spine, and the Left Spine (B11–B13) sits on top of the Right Spine. When B1 blooms, it pushes this whole stack upward. B13 pushes B19, lifting the Upper Tree and making both B4 and B5 bloom.

This design satisfies the Minimum Inflow Constraint of the AND vertex. That is, to maintain the structure in the shift-ready position, either the support base B1 or the combination B2, B3 must exist. We show through the following state transition analysis that the supporting structure is preserved when valid inputs are present.

1. If B1 is supporting: If B1 is in the gadget, B1 supports the Central Spine (B6–B8), the Right Spine (B9–B10) sits on top of it, and the Left Spine (B11–B13) sits on top of that. Since B1 bears the entire load, B2 and B3 are free to exit.

Transition with B2 & B3: For B1 to be free, both B2 and B3 must enter. Due to the immovable block located to the right of B11, B2 alone cannot support the Right Spine and the Left Spine at the same time. Therefore, B3 must enter and support the Left Spine (B11–B13), and B2 must enter and support the Right Spine (B9–B10). Once the load is distributed, B1 moves the Central Spine (B6–B8) to the left to be stowed. During this stowing process, the immovable block above B8 prevents accidental blooming. B1 then becomes free.

2. If B2 and B3 are supporting: B2 and B3 exist in the gadget, supporting the Right and Left Spines respectively in parallel. The Central Spine is stowed on the left.

Transition with B1: B1 enters. B1 moves the Central Spine (B6–B8) stowed on the left to the center of the gadget. Then, the Right Spine (B9–B10) supported by B2 is transferred to the Central Spine, and then the Left Spine (B11–B13) supported by B3 is transferred to the Right Spine (Stacking). Since the entire structure is now supported by B1, both B2 and B3 become free.

Through this transition process, the shift-ready position is always preserved when the inflow is 2 or greater (B1 or B2, B3). We now give our proof.

(\implies) Suppose the gadget is solvable. Then both B4 and B5 must bloom, which is possible if and only if the Upper Tree rises by one unit, exposing B29 and B31. To achieve this, the lower support structure must not collapse, so a combination satisfying the inflow constraints (B1 or B2, B3) must exist in the gadget. If, for example, only B2 is present (inflow = 1), the structural constraint (immovable block) prevents it from supporting the Left Spine, causing the structure to drop and making blooming impossible.

(\impliedby) Suppose either B1 blooms or both B2 and B3 bloom.

- If B1 blooms, Route 2 is activated: Central Spine \rightarrow Right Spine \rightarrow Left Spine \rightarrow Upper Tree.
- If B2 and B3 bloom, Route 1 is activated: Parallel lifting of Left and Right Spines \rightarrow Upper Tree.

In either case, B29 and B31 rise by one unit, allowing B4 and B5 to make contact and bloom. Thus, the gadget is solvable. \square

Proof of Theorem 3.1. The PSPACE membership follows by standard arguments. The PSPACE-hardness proof given by [Cha25] does not add additional blocks beyond those contained in the gadgets used, so the result follows by simply modifying the reduction in [Cha25] to use the gadgets presented in this paper instead. \square

4 Carrying is Hard

We first provide the following result to support our intuition that carrying is hard. In particular, we consider the restriction on levels of Hanano where movable blocks always have width 1, and thus cannot carry other movable blocks.

Theorem 4.1. *When restricted to movable blocks of width 1 (including post-bloom), HANANO is NP-complete.*

Proof. The NP-hardness was given by Liu and Yang [LY19]. We focus on NP membership here. We appeal to the notion of “switchbacks” used by Yang [Yan18] to prove that 1-color JELLY is in NP and by Espasa et al. [EGM⁺24] to prove that Cubic (an NP-hard game with movable games and gravity [Fri01]) is in NP.³

Let H be a level of Hanano, set on an $n \times m$ grid, restricted to movable blocks of width 1 (including post-blossom, i.e., the mark on each colored block indicating where the flower must emerge from is either at the top or the bottom of the block, not on its sides).

A configuration C of H is simply another level of Hanano that can be reached after a (possibly empty) sequence of moves on H . Number the rows of C as $1, \dots, n$, starting at the bottom. Let $n(C, i)$ denote the number of cells in row i of C containing a movable element. We define the fall metric on C as $f(C) = \sum_{i=1}^n i \times n(C, i)$.

Example 4.1. Using Figure 1 as an example, let C be the configuration of the level of Hanano in Figure 1. Then $n(C, 2) = 1$, $n(C, 6) = 2$, and for all other i , $n(C, i) = 0$, so $f(C) = (1 \times 2) + (2 \times 6) = 14$.

We now prove that the fall metric is bounded by a polynomial and also that for any configuration, there are only a polynomial number of distinct realizable configurations without changing the fall metric. It is important also to note that the fall metric is not nondecreasing, as a blooming block can lead to a new configuration with a higher fall metric. However, the number of times the fall metric can increase is bounded by a polynomial, namely nm , which is the maximum number of colored blocks.⁴

Lemma 4.1. Let C be a configuration of H . Then the number of distinct configurations C' that can be reached from C without changing the fall metric is at most nm^2 . Moreover, $f(C) \leq mn(n+1)/2$.

Proof. Let C' be a configuration that can be reached from C by moving blocks without changing the fall metric, i.e., no blooms or drops occurred when going from C to C' . Suppose a block b is moved in one direction and then returns to its original location when going from C to C' . Because blocks have width 1, no carrying can occur, so the foregoing sequence of moves made by b such that b started in one position and returned to the same position can be eliminated. Thus b can only move in one direction before a change in the fall metric must occur. So b can move at most m positions. Finally, there are at most nm movable blocks, so there are at most nm^2 configurations that can be reached from C without changing the fall metric.

Finally, notice that for each i , $n(C, i) \leq m$, as that is the number of cells in that row. So

$$f(C) = \sum_{i=1}^n (i \times n(C, i)) \leq \sum_{i=1}^n (i \times m) = m \left(\sum_{i=1}^n i \right) = mn(n+1)/2.$$

□

Finally, taking stock of all our given bounds, if H is solvable, there is a solution that makes at most

$$\underbrace{nm}_{\text{number of increases in the fall metric}} \times \underbrace{mn(n+1)/2}_{\text{bound on the fall metric}} \times \underbrace{nm^2}_{\text{number of moves without changing the fall metric}}$$

³Readers familiar with Cubic (also known as Puzznic) may be surprised to not see this result attributed Friedman [Fri01]. However, the proof given by Friedman only establishes NP-hardness, and as Epstein [Epp] discusses, the NP membership is not obvious. Espasa et al. [EGM⁺24] fill that gap and give the NP membership.

⁴In reality, the actual upper bound is lower as we need to account for one flower and for the room needed for new flowers. So a tighter upper bound is $\lfloor (nm-1)/2 \rfloor$. However, in the present proof, we only care about showing the existence of upper bounds that are polynomial in n and m .

moves, which is polynomial in n and m (and thus in $|H|$), thereby concluding this proof. \square

To contrast the above result, our proof of Theorem 3.1 has no movable gray blocks, but has blue blocks of width 2, which allows for carrying to occur. Moreover, the argument crucially relies on blocks having width 1; Figure 5 demonstrates a level of Hanano with only one width-2 block for which the argument of Theorem 4.1 fails. This also highlights an interesting difference with new results on deterministic reversible games, such as Push-1 [DL25, GBC⁺25] which was recently shown to be PSPACE-complete using gadgets with only width-1 blocks.

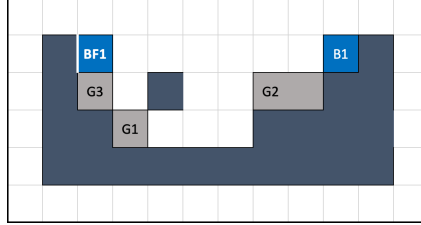


Figure 5: Adding the width-2 block G2 forces G1 to move right and then return to its original position with no bloom or drop: moving right lets G1 support G2 so it can carry B1 left, and returning lets G1 support G3 so that B1 can make contact with BF1. This back-and-forth sequence cannot be eliminated.

The next result may seem intuitive, and helps drive the narrative of this paper as removing the second assumption in the next theorem makes the complexity of HANANO jump from being in NP to being PSPACE-complete.

Theorem 4.2. *For each $k \geq 0$, HANANO is in NP when restricted to k movable blocks.*

Proof. Let k be a nonnegative integer and consider an arbitrary element $H \in \text{HANANO}$ with at most k movable blocks laid out on an $n \times m$ grid. We assume that $k > 0$, as otherwise the instance is trivial to solve. Movable blocks can be either colored blocks, which can be bloomed or unbloomed, or movable gray blocks. Let us now consider the number of distinct configurations of that level. Since colored blocks can be bloomed or unbloomed, there are at most 2^k “states” for the k movable blocks. For a given state of the movable blocks, each such block has its bottom left corner in at most one of nm positions, so the number of possible arrangements given a particular state for the k movable blocks is at most $(nm)^k$. Thus the number of distinct configurations is at most $2^k(nm)^k$, which is polynomial in $|H|$ as k is a constant and $nm \leq |H|$. Therefore HANANO is in NP when restricted to a constant number of movable blocks. \square

The analogous result also holds under JELLY.

Theorem 4.3. *For each $k \geq 0$, JELLY is in NP when restricted to k movable blocks.*

Proof. Let k be a nonnegative integer and consider an arbitrary element $J \in \text{JELLY}$ with at most k movable blocks laid out on an $n \times m$ grid. We assume that $k > 0$, as otherwise the instance is trivial to solve. Movable blocks can be either colored blocks or movable gray blocks. Each block can be in one of nm positions, so the number of distinct configurations is at most $(nm)^k$, which is polynomial in the size of J as k is a constant. Whether jellies are merged (or not) does not need to be considered here for this upper bound. Thus J is solvable if and only if there is a solution making at most $(nm)^k$ moves, so JELLY is in NP when restricted to k (a constant) movable blocks. \square

While a completeness result would have been preferable, the above result still contributes to the “carrying” narrative as it suggests that a constant number of blocks involved in carrying is not enough for PSPACE-completeness; instead the number of such blocks should grow with the input size.

5 Conclusion and Future Work

We have strengthened a prior result [Cha25] on the complexity of HANANO by proving that it remains PSPACE-complete when restricted to movable blocks of the same (nongray) color and no gray movable blocks are present. We identify restrictions on HANANO that yield a “drop” in complexity, and we contrast those results with known results about HANANO. We argue that “carrying” is the main mechanism that induces this hardness, and we use results about HANANO and JELLY to support that argument. The comparison is summarized in Table 1. Notice that in the lines for NP membership, the number of blocks that can be carried is constant-bounded, while in the other cases, the number of blocks that can be carried is not constant-bounded. We view this as a good indication that carrying is indeed hard, provided that “there are enough things to carry.”

Table 1: A summary of the known complexity results about HANANO and JELLY when the restrictions are about the number of colors, the presence of movable gray blocks, and the bound of the number of colored blocks. Any result attributed to a theorem in this paper is due to us.

Movable Gray Blocks?	# of Colored Blocks	HANANO		JELLY	
		Colors	Result	Colors	Result
Yes	Constant	1	exponential moves [†]	1	exponential moves [†]
Yes	Unbounded	1	PSPACE-c, Thm. 3.1	1	PSPACE-c, [CM25]
No	Constant	1	NP, Thm. 4.2	1	NP, Thm. 4.3
No	Unbounded	1	PSPACE-c, Thm. 3.1	1	NP-c, [Yan18]
Yes	Constant	≥ 2	exponential moves [†]	Unbounded	exponential moves [†]
Yes	Unbounded	≥ 2	PSPACE-c, [Cha25]	Unbounded	PSPACE-c, [CM25]
No	Constant	≥ 2	NP, Thm. 4.2	Unbounded	NP, Thm. 4.3
No	Unbounded	≥ 2	PSPACE-c, [Cha25]	Unbounded	PSPACE-c, [CM25]

[†] For each game, there is a family of levels that requires an exponential number of moves to be solved [LY19]. However, the exact complexities of such families are open.⁵

We provide below a few open directions for future work.

1. Determine the complexity of HANANO when the number of colored blocks is constant-bounded but the number of movable gray blocks is not. There is evidence that suggests that HANANO is PSPACE-complete in that case as the number of moves needed to solve such a level can be exponentially large [LY19].

⁵The construction given by Liu and Yang [LY19, Figure 12] is quite insightful; they provide a level of Hanano with a single colored block and multiple movable gray blocks that easily generalizes to show that the number of moves under the constraints of the current row the table is exponential in the size of the level. Thus we suspect that the problem remains PSPACE-complete when there are movable gray blocks but only a constant number of colored blocks. The methods we use are however not well-suited to provide PSPACE-hardness reductions using only a constant number of colored blocks, and we suspect a new strategy would need to be devised to provide such reductions. We mention without proof that the construction of Liu and Yang [LY19] given for HANANO can easily be modified to hold analogously for JELLY.

2. It is unknown if JELLY remains PSPACE-complete when restricted to only two colors and no movable gray blocks, like HANANO. Crabtree and Mitsou [CM25] prove the result for a polynomial number of colors and no movable gray blocks.
3. Determine if the proof of Theorem 4.2 can be strengthened to prove NP-completeness or to give P membership.
4. While HANANO and JELLY are interesting in their own right, it would be far more interesting (and perhaps very ambitious) to develop a more general framework, as has been done for deterministic reversible games, à la [ABD⁺20, ACD⁺22, ADHL23], to generalize the preliminary observations and results presented in this paper.
5. The main frameworks generalizing games with pushing blocks typically assume the presence of an agent that moves blocks, and [GBC⁺25] provides a way of uniting such frameworks and the NCL framework. It would be interesting to explore how that unification can be leveraged to study games like Hanano and Jelly.

References

- [ABD⁺20] J. Ani, J. Bosboom, E. Demaine, Y. Diomidov, D. Hendrickson, and J. Lynch. Walking through doors is hard, even without staircases: Proving PSPACE-hardness via planar assemblies of door gadgets. In *Proceedings of the 10th International Conference on Fun with Algorithms*, volume 157, pages 3:1–3:23, 2020.
- [ACD⁺22] J. Ani, L. Chung, E. Demaine, Y. Diomidov, D. Hendrickson, and J. Lynch. Pushing blocks via checkable gadgets: PSPACE-completeness of Push-1F and Block/Box Dude. In *Proceedings of the 11th International Conference on Fun with Algorithms*, volume 226, pages 3:1–3:30, 2022.
- [ADHL23] J. Ani, E. Demaine, D. Hendrickson, and J. Lynch. Trains, games, and complexity: 0/1/2-player motion planning through input/output gadgets. *Theoretical Computer Science*, 969(#113945), 2023.
- [Cha25] M. Chavrimootoo. Defying gravity and gadget numerosity: The complexity of the Hanano Puzzle and beyond. *Information Processing Letters*, 187(#106520), 2025.
- [CM25] O. Crabtree and V. Mitsou. Complexity of Jelly-No and Hanano games with various constraints. Technical Report arXiv:2501.12282v1 [cs.CC], Computing Research Repository, arXiv.org/corr/, January 2025.
- [DL25] Z. DeStefano and B. Liang. Push-1 is PSPACE-complete, and the automated verification of motion planning gadgets. Technical Report arXiv:2508.17602v2 [cs.CC], Computing Research Repository, arXiv.org/corr/, August 2025.
- [EGM⁺24] J. Espasa, I. Gent, I. Miguel, P. Nightingale, A. Salamon, and M. Villaret. Cross-paradigm modelling: A study of Puzznic. In *Proceedings of the 36th International Conference on Tools with Artificial Intelligence*, pages 89–95, October 2024.
- [Epp] D. Eppstein. <https://ics.uci.edu/~eppstein/cgt/hard.html>. Accessed January 6, 2026.
- [Fri01] E. Friedman. The game of Cubic is NP-complete. In *Proceedings of the 34th Annual Florida MAA Section Meeting*, April 2001.

- [GBC⁺25] MIT Hardness Group, J. Brunner, L. Chung, E. Demaine, J. Diomidova, D. Hendrickson, and J. Lynch. Pushing blocks without fixed blocks via checkable gizmos: Push-1 is PSPACE-complete. Technical Report arXiv:2508.19759 [cs.CC], Computing Research Repository, arXiv.org/corr/, August 2025.
- [HD09] R. Hearn and E. Demaine. *Games, Puzzles, and Computation*. CRC Press, 2009.
- [LY19] Z. Liu and C. Yang. Hanano Puzzle is NP-hard. *Information Processing Letters*, 145:6–10, 2019.
- [Qro13] Qrostar. Jelly no Puzzle. <https://qrostar.net/jelly/>, 2013.
- [Yan18] C. Yang. On the complexity of Jelly-no-Puzzle. In *Proceedings of the 21st Japanese Conference on Discrete and Computational Geometry, Graphs, and Games*, pages 165–174, 2018.