

DIAGPaper: Diagnosing Valid and Specific Weaknesses in Scientific Papers via Multi-Agent Reasoning

Zhuoyang Zou, Abolfazl Ansari, Delvin Ce Zhang[†], Dongwon Lee, Wenpeng Yin

Penn State University; [†]University of Sheffield

{zhuoyangzou, wenpeng}@psu.edu

Abstract

Paper weakness identification using single-agent or multi-agent LLMs has attracted increasing attention, yet existing approaches exhibit key limitations. Many multi-agent systems simulate human roles at a surface level, missing the underlying criteria that lead experts to assess complementary intellectual aspects of a paper. Moreover, prior methods implicitly assume identified weaknesses are valid, ignoring reviewer bias, misunderstanding, and the critical role of author rebuttals in validating review quality. Finally, most systems output unranked weakness lists, rather than prioritizing the most consequential issues for users. In this work, we propose DIAGPaper, a novel multi-agent framework that addresses these challenges through three tightly integrated modules. The Customizer module simulates human-defined review criteria and instantiates multiple reviewer agents with criterion-specific expertise. The Rebuttal module introduces author agents that engage in structured debate with reviewer agents to validate and refine proposed weaknesses. The Prioritizer module learns from large-scale human review practices to assess the severity of validated weaknesses and surfaces the top- K severest ones to users. Experiments on two benchmarks, AAAR and ReviewCritique, demonstrate that DIAGPaper substantially outperforms existing methods by producing more valid and more paper-specific weaknesses, while presenting them in a user-oriented, prioritized manner.¹

1 Introduction

Automatic paper weakness identification has attracted increasing attention for two reasons. First, it poses a fundamental AI challenge, requiring expert-level reasoning over long and complex scientific submissions; second, the rapid growth of paper submissions has placed heavy strain on the peer-review process, creating an urgent need for reliable AI-assisted reviewing.

Despite recent progress, existing systems, such as general-purpose GPT models and review-specific agents (Gao et al., 2024; D’Arcy et al., 2024; Jin et al., 2024), still exhibit fundamental limitations. First, many existing multi-agent systems model review diversity only at a superficial level. By assigning agents to predefined roles (Jin et al., 2024; Gao et al., 2025) or text segments (D’Arcy et al., 2024) rather than explicitly modeling the evaluation criteria that experts apply, these systems fail to capture how human reviewers selectively assess different intellectual aspects of a paper based on their expertise. Second, prior systems often assume that identified weaknesses are inherently correct (Yu et al., 2024; Chamoun et al., 2024), overlooking the fact that even human reviews can be biased, or mistaken. In practice, author rebuttals play a critical role in validating and refining review quality, yet this process is underexplored in existing studies. Third, most systems present weaknesses as unranked lists, failing to prioritize the most consequential issues from a user’s perspective and thus limiting their practical utility.

To address these challenges, we propose DIAGPaper, a novel multi-agent framework for paper weakness identification that integrates human-inspired reviewing mechanisms through three tightly coupled modules. The Customizer module simulates reviewers’ internal planning processes by identifying paper-specific evaluation criteria and instantiating multiple reviewer agents with criterion-specific expertise, enabling collaborative yet differentiated reviewing behaviors. The Rebuttal module introduces a validity-oriented mechanism by incorporating author agents that engage in structured debate with reviewer agents, allowing initially identified but invalid weaknesses to be challenged, refined, or filtered out. The Prioritizer module focuses on practical deployment by learning from large-scale human review practices to assess the weakness severity and presenting users with the

¹We will release the code and system upon publication.

	AgentReview (Jin et al., 2024)	ReviewAgents (Gao et al., 2025)	MARS (Wang et al., 2025)	MARG (D’Arcy et al., 2024)	DIAGPaper (ours)
Each agent denotes	a human role (reviewer, author, AC)	a human role	a human role	paper chunk	a review criterion
Rebuttal mechanism	review-level	N	N	N	weakness bullet level
Reviewer agent config.	fixed, role-based	fixed	fixed, role-based	fixed, chunk-based	dynamic, content-driven
Severity-oriented output	N	N	N	N	Y

Table 1: Novelty of our DIAGPaper compared with prior multi-agent paper review systems.

top- K severest issues.

We evaluate DIAGPaper on two benchmarks: AAAR (Lou et al., 2025), which contains regularly collected human-written reviews for each paper submission, and ReviewCritique (Du et al., 2024), which provides area-chair-labeled valid and invalid review segments. These benchmarks enable an authentic assessment of a system’s ability to generate genuinely valid, rather than superficially plausible, weaknesses. Experimental results demonstrate that DIAGPaper achieves state-of-the-art performance on both semantic F1 and *Specificity* metrics. Further analyses show that DIAGPaper serves as a general and effective framework that consistently enhances single-agent models by transforming them into multi-agent systems, yielding substantial performance gains. Notably, DIAGPaper can elevate open-source LLMs to performance levels approaching those of closed-source models such as GPT-4o.

In summary, this work makes three contributions: (i) we introduce DIAGPaper, a human-grounded multi-agent framework for paper weakness identification that achieves state-of-the-art performance; (ii) we show that DIAGPaper generalizes across diverse LLM families; (iii) we provide detailed analyses that elucidate the strengths and limitations of DIAGPaper and prior multi-agent review systems.

2 Related Work

Pre-LLM or Non-LLM Automated Review Systems. Prior to LLMs, automated paper review was limited and primarily relied on heuristic or template-based methods. Bartoli et al. (2016) generated reviews by reusing and adapting sentences from human-written review corpora, conditioning on target decisions (e.g., accept or reject) and substituting paper-specific terms, resulting in superficially customized but non-evaluative feedback. ReviewRobot (Wang et al., 2020) employed information extraction and knowledge graphs to identify structured elements from papers and related work, producing category-level comments with explicit evidence. Despite offering limited assistance, these systems lacked deep contextual understanding and

could not support constructive evaluation.

Single-Agent LLM-Based Review Systems.

The advent of LLM enabled more holistic automated review attempts. Early GPT-prompting systems (Liang et al., 2023; Zhou et al., 2024) demonstrated partial success but exposed fundamental limitations in reliability and global judgment. Recent work improved technical coverage while retaining single-agent constraints. REVIEWER2 (Gao et al., 2024) introduced question-guided prompts and multi-stage generation to better handle long documents, and both OpenReviewer (Kuznetsov et al., 2024) and DeepReviewer (Zhu et al., 2025) fine-tuned LLMs on large-scale human reviews.

Multi-Agent Systems for Paper Review.

Multi-agent architectures have been proposed to address single-agent limitations by distributing analysis across specialized agents. AgentReview (Jin et al., 2024) simulates reviewers, authors, and area chairs across multiple review phases to study bias and decision variability. ReviewAgent (Gao et al., 2025) decomposes the review process into a fixed set of trained reviewer and area-chair agents that follow a predefined, human-like review workflow to generate full review reports. MARS (Wang et al., 2025) assigns multiple independent reviewer agents to evaluate a candidate answer and a meta-reviewer agent to aggregate their feedback. MARG (D’Arcy et al., 2024) decomposes papers into chunks processed by different agents.

Despite these advances, existing systems share two key limitations. First, their agent configurations are largely fixed and do not adapt to paper-specific content or contribution types. Second, most prior work emphasizes human-like review generation, while lacking a systematic mechanism to validate the correctness of identified critiques. In contrast, DIAGPaper focuses explicitly on paper weakness identification, introducing a validity-oriented, rebuttal-based mechanism to filter incorrect or weakly grounded critiques. A detailed comparison highlighting the novelty of DIAGPaper relative to prior systems is provided in Table 1.

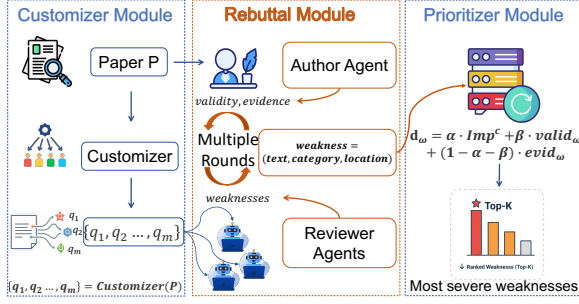


Figure 1: Overview of our DIAGPaper framework.

3 Method: DIAGPaper

Our system, DIAGPaper (Figure 1), comprises three modules for *validity-controlled weakness identification* by simulating key human review behaviors. The **Customizer** module explicitly models *expertise separation*, decomposing review into fine-grained evaluation aspects (e.g., dataset representativeness, experiment completeness, etc.) to enable principled multi-agent orchestration. The **Rebuttal** module introduces reviewer–author interactions that challenge and validate proposed weaknesses, mirroring how critiques are regulated in real peer review. Finally, the **Prioritizer** module ranks validated weaknesses and outputs the top- K most consequential issues, supporting realistic use cases where the severest feedback must be surfaced first.

3.1 Customizer Module: Criteria-Oriented Reviewer Decomposition

Rationale. Prior multi-agent systems for scientific document analysis typically either configure agents to simulate high-level human roles such as reviewers or area chairs (Jin et al., 2024; Gao et al., 2025; Wang et al., 2025) or assign each chunk to an individual agent (D’Arcy et al., 2024). While these approaches yield preliminary performance gains, they model paper review largely *at a surface level* by introducing multiple agents with different apparent roles. In contrast, human review diversity stems from reviewers’ heterogeneous backgrounds and expertise, which lead them to apply different criteria when evaluating the same submission. By focusing on roles rather than explicitly modeling and controlling such criteria, prior systems fail to capture how expert reviewers *selectively assess different intellectual aspects* of a paper.

This Customizer module is designed to emulate how human reviewers internally plan their evaluation when encountering a new submission. Based on the paper’s concrete content and claimed con-

tributions, reviewers implicitly determine which dimensions require closer scrutiny. For instance, when a paper’s primary contribution is a new dataset, reviewers often focus on aspects such as scalability of the data collection process, quality control, and the novelty and necessity of the dataset relative to existing resources.

Approach. To operationalize this process, we first engaged three AI professors to crowdsource a set of commonly used review dimensions and jointly distill a category for each. Through iterative discussion, the experts refined the set until reaching consensus on its completeness. This effort resulted in 20 review dimensions, each capturing a core criterion for evaluating the quality of a paper submission. Two examples are “[*Method–Clarity*] Any unclear or confusing part in the approach description?” and “[*In-depth Analysis*] Do the experimental analyses provide sufficient insight and explanation, or merely describe superficial phenomena?”. The full list of review dimensions is provided in Table 6 in Appendix A. These dimensions are used to instantiate a corresponding set of Reviewer agents—each responsible for one dimension—in the subsequent Rebuttal stage.

To enable a fully automated system, DIAGPaper further introduces a dedicated Customizer agent that dynamically generates paper-specific review dimensions without relying on manually predefined categories. Formally, the module is defined as

$$\{q_1, q_2, \dots, q_m\} = \text{Customizer}(P), \quad (1)$$

where P denotes the paper submission and each $q_i \in D$ represents a question-style review dimension. In our experiments (Q_3 in Section 4.2), we analyze and compare Customizer-generated dimensions (D_c) with human-curated dimensions (D_h).

3.2 Rebuttal Module: Adversarial Interaction Between Reviewer and Author

Rationale. A desirable rebuttal mechanism should go beyond providing auxiliary information for meta-review, but instead serve as a *validity-regulating process for reviewer critiques*. Here, validity refers to whether an identified weakness is *well-grounded in the paper content and supported by concrete, localized evidence*, rather than verifying the factual correctness of the paper’s scientific claims. In practice, authors contest individual weakness points rather than entire reviews, and effective rebuttals operate at the granularity of specific critique bullets rather than review-level narratives. Moreover, rebuttal typically requires

grounding arguments in paper-specific evidence and proceeds through iterative, multi-round refinement rather than a single exchange. These properties motivate a new Rebuttal design, in contrast to the only related work AgentReview (Jin et al., 2024), that is weakness-level, evidence-driven, and multi-round, enabling systematic filtering and refinement of mis-grounded critiques.

Approach. The Rebuttal module improves the reliability of identified weaknesses by explicitly modeling an adversarial reviewer–author interaction, in which an Author challenges each claim proposed by Reviewer agents.

- **Reviewer Agents.** For each review dimension q_i produced by the Customizer module, a specialized Reviewer agent identifies potential weaknesses specific to that dimension. Each identified weakness is represented as

$$weakness = (text, category, location), \quad (2)$$

where *text* describes the critique, *category* denotes the type of issue (e.g., methodological novelty or experimental rigor), and *location* indicates the relevant part of the paper.

- **Author Agent.** Each proposed *weakness* is then evaluated by an Author, which examines the full paper to assess whether the critique is appropriately supported by the submission itself. This design departs from conventional review aggregation by subjecting each weakness to adversarial, paper-grounded scrutiny rather than accepting reviewer claims at face value.

Given a *weakness* and the paper P , the Author produces

$$(valid, evid) = \text{Author}(weakness, P), \quad (3)$$

where *valid* is a three-class label (*fully valid*, *partially valid*, *invalid*) indicating the degree to which the critique is justified, and *evid* (evidence) reflects the strength of *paper-grounded support* (*substantial*, *moderate*, *weak/absent*).

The Reviewer and Author engage in bounded, multi-round interaction until one of the following conditions is met: (i) the Author provides a fully valid response with substantial paper-grounded evidence that the Reviewer cannot counter; (ii) both agents agree on partial validity with moderate support; or (iii) after three rounds², the combined validity and evidence score falls below a threshold ($< \epsilon$). Weaknesses with insufficient combined support are filtered out. Empirically, this process removes $\sim 40\%$ – 60% of initially identified weaknesses.

²We cap interactions at three rounds to balance deliberation depth and efficiency, as most disagreements converge within two to three rounds.

3.3 Prioritizer Module: Outputting Top- K Severest Weaknesses

Rationale. For weaknesses that pass the Rebuttal module, simply reporting them without differentiation is suboptimal from a user perspective. Authors typically prefer to see the most consequential issues first. Accordingly, the primary challenge of the Prioritizer module is to quantify the potential *severity* of each weakness on a paper’s evaluation outcome.

This design is motivated by established peer-review practice. After individual reviews and author rebuttals, final acceptance decisions are largely determined by area chairs or meta-reviewers, who synthesize the paper, the reviews, and the rebuttal to identify the most decisive concerns. Intuitively, weakness categories that are more frequently emphasized in meta-reviews are more likely to influence final decisions.

Approach. Concretely, we analyze how different weakness categories propagate through real conference review processes and define a category-level impact score as $\text{Imp}^c = f_{\text{meta}}^c / f_{\text{ind}}^c$, where f_{meta}^c and f_{ind}^c denote the frequencies with which weakness category c appears in meta-reviews and individual reviews, respectively. These impact values are learned from analyzing 15,000+ papers from ICLR, NeurIPS, and ICML (2020-2024).

Each surviving weakness w , associated with category c , is then ranked by a severity score s_w :

$$s_w = \alpha \cdot \text{Imp}^c + \beta \cdot \text{valid}_w + (1 - \alpha - \beta) \cdot \text{evid}_w, \quad (4)$$

where α and β are hyperparameters. Finally our system outputs top- K weaknesses by s_w scores. This formulation integrates empirical patterns from historical reviews with the adversarial assessments produced by the Rebuttal module, yielding rankings grounded in both real reviewer behavior and the intrinsic characteristics of each weakness.

4 Experiments

Datasets. Our evaluation explicitly accounts for a critical real-world challenge: human-written review weaknesses are often unreliable due to reviewer bias, missing evidence, limited expertise, or superficial judgments. To address this issue, we adopt two complementary datasets with distinct evaluation objectives.

- **AAAR** (Lou et al., 2025). A large-scale collection of peer reviews spanning multiple AI domains, including machine learning, computer vision, NLP,

robotics, etc. It contains human-written reviews from major conferences, together with both individual reviewer assessments and meta-reviews. The dataset includes 993 papers and 3,759 reviews, with an average of 18,211 segments per review. We use AAAR to evaluate the extent to which our system’s identified weaknesses align with observed human review patterns.

- **ReviewCritique** (Du et al., 2024). A curated benchmark of 100 papers in which area chairs annotate each individual *review segment* as *valid* (ReviewCritique(Valid)) or *invalid* (ReviewCritique(Invalid)). The valid subset contains 1,374 review segments, while the invalid subset contains 364 segments. This dataset enables a validity-oriented evaluation, allowing us to measure whether our system produces a higher proportion of valid weaknesses and fewer invalid ones compared to baselines, rather than merely matching potentially flawed reviews.

Evaluation Metrics. We adopt the official evaluation metrics associated with each dataset. Specifically, we report semantic-oriented *precision*, *recall*, and *F1*, which measure semantic alignment between system-generated weaknesses and reviewer-written weaknesses. In addition, we report *specificity* developed in (Du et al., 2024); it is computed using an inverse TF-IDF-based formulation, quantifying how unique and paper-specific a weakness is by comparing it against weaknesses identified across all reviewed papers.

Importantly, since the *ReviewCritique(Invalid)* split consists of human-written but invalid weakness statements, *lower* semantic overlap (e.g., lower $F1_{\text{invalid}}$) indicates better performance. However, this naive metric is brittle: a poor-quality LLM may generate incoherent or previously unseen invalid statements that do not semantically match any annotated invalid weaknesses, thereby achieving an artificially low $F1_{\text{invalid}}$ despite producing outputs that are not review-like or meaningful. To address this failure mode, we observe that such systems, while avoiding overlap with known invalid weaknesses, also tend to perform poorly on *ReviewCritique(Valid)*, as their outputs lack coherence and grounding. This deficiency is reflected in low precision and recall on valid weaknesses. We therefore introduce a normalized diagnostic metric:

$$\widetilde{F1}_{\text{inv}} = \frac{F1_{\text{invalid}}}{P_{\text{valid}} \cdot R_{\text{valid}}}. \quad (5)$$

Here, $F1_{\text{invalid}}$ measures overlap with *known in-*

valid weaknesses, while $P_{\text{valid}} \cdot R_{\text{valid}}$ serves as a proxy for a system’s ability to generate coherent, review-like, and paper-grounded critiques. As a result, systems that achieve low $F1_{\text{invalid}}$ merely by producing incoherent or spurious outputs are penalized due to their low performance on valid weaknesses, whereas systems that consistently generate meaningful critiques are rewarded. We provide a concrete illustrative example and detailed analysis in Section 4.1.

Baselines. We consider two categories of baselines. i) **General-purpose LLMs.** This category includes three open-source LLMs—Mistral-7B (Jiang et al., 2023), Llama 3.1-70B (Grattafiori et al., 2024), and Qwen2.5-72B (Qwen et al., 2025)—and one closed-source model, GPT-4o. These models represent four major LLM families, with GPT-4o widely serving as a state-of-the-art baseline. ii) **Review-specific agents**, including single-agent *Reviewer2* (Gao et al., 2024), and two multi-agent systems *AgentReview* (Jin et al., 2024) and *MARG* (D’Arcy et al., 2024).

Setup. The threshold $\tau = 0.4$ used in the rebuttal (Section 3.2) is empirically calibrated using large-scale review–revision pairs, leveraging submission editing behavior as a proxy signal for author acceptance of reviewer-identified weaknesses. Parameters in Equation 4 are set to: $\alpha = 0.5$, $\beta = 0.3$.

4.1 Main Results

Table 2 summarizes the main results comparing DIAGPaper with aforementioned baselines. We highlight three key observations.

First, on AAAR, *ReviewCritique(Valid)*, and *ReviewCritique(Invalid)*, DIAGPaper achieves state-of-the-art performance across semantic recall, precision, F1, and *Specificity*, demonstrating both strong alignment with valid human reviews and the ability to produce paper-specific weaknesses.

Second, F1 results on *ReviewCritique(Invalid)* exhibit a qualitatively different pattern. Since this split consists of human-written but invalid weakness statements, matching them indicates negative signals. We observe that top-performing systems—GPT-4o and multi-agent approaches (Reviewer2, AgentReview, MARG, and DIAGPaper)—exhibit low overlap with these invalid reviews for a desirable reason: they tend to generate valid, well-grounded weaknesses that do not align with invalid human reviews. In contrast, single-agent open-source models (Llama 3.1, Mistral, and Qwen) also show low F1, but primarily

Method	AAAR				ReviewC.(Valid)				ReviewC.(Invalid)		
	P (↑)	R (↑)	F1 (↑)	Sp. (↑)	P (↑)	R (↑)	F1 (↑)	Sp. (↑)	F1	$\widetilde{F1}_{inv}$ (↓)	Sp. (↑)
<i>General-purpose LLMs</i>											
Llama 3.1-70B	41.02	44.89	42.78	8.32	35.66	32.96	33.00	5.02	29.52	25.10	5.21
Mistral-7B	40.15	44.21	42.03	9.97	41.37	46.96	43.55	9.26	38.94	20.01	8.64
Qwen2.5-72B	40.89	44.89	42.74	9.21	36.14	32.07	32.85	4.15	22.85	19.71	6.65
GPT-4o	45.71	50.35	47.43	10.52	44.08	49.74	46.24	9.39	41.14	18.80	8.81
<i>Review-specific agents</i>											
AgentReview	38.47	40.06	38.47	5.91	43.99	39.32	41.15	5.16	37.65	21.77	4.79
MARG	44.08	49.74	46.24	10.04	44.43	47.52	45.11	8.19	42.73	20.20	8.07
Reviewer2	38.37	52.21	44.12	12.15	43.41	46.06	44.07	9.72	41.30	20.70	9.45
DIAGPaper	49.39	54.87	51.89	13.50	51.21	52.32	50.23	10.25	–	14.92	9.89

Table 2: DIAGPaper vs. baselines on AAAR and ReviewCritique datasets. ↑: the higher the better; ↓: the lower the better. Please note F1 on ReviewCritique(Invalid) is misleading; we add it just for reference.

Models	Valid	Spec.	Realism
MARG	62.5	1.98	67.8
AutoGen-Core	62.5	2.15	57.1
GPT-4o	71.4	2.01	85.7
Reviewer2	88.9	2.32	77.8
DIAGPaper	88.9	4.49	67.8

Table 3: Human evaluation for unseen weaknesses.

because they mostly produce noisy and unseen outputs that fail to meaningfully correspond to either valid or invalid weaknesses. For example, Mistral generated “*The paper claims COCO-LM improves accuracy on GLUE and SQuAD but offers no significant contributions in methodology or theory,*” which is factually incorrect, matching neither valid nor invalid human reviews.

Finally, under our diagnostic metric $\widetilde{F1}_{inv}$, DIAGPaper demonstrates the strongest rejection of invalid weaknesses while maintaining the highest *Specificity* score (9.89). This result validates the effectiveness of $\widetilde{F1}_{inv}$ in distinguishing genuinely high-quality review behavior from artifactually low overlap caused by noisy or non-review-like outputs, and confirms the reliable state-of-the-art performance of DIAGPaper.

4.2 Analyses

Beyond the main comparison in Table 2, this subsection further investigates four research questions.

Q₁: Does multi-agentization of a single LLM improve performance (i.e., cross-LLM generalization)? DIAGPaper is a framework that can be instantiated with different underlying LLMs. This question examines whether wrapping a single-

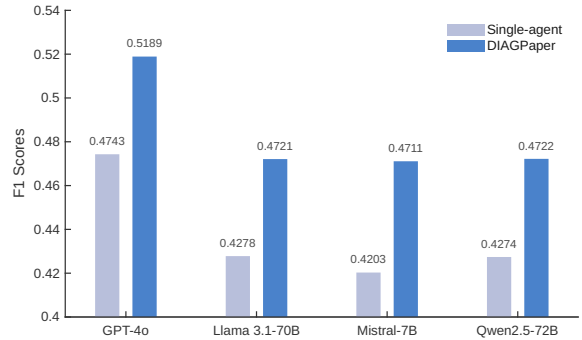


Figure 2: Improvement when converting a single-agent into multi-agent under our DIAGPaper framework.

agent LLM into the DIAGPaper multi-agent architecture consistently improves its performance across model families.

Figure 2 compares single-agent and multi-agent instantiations under the DIAGPaper framework. Across all tested LLMs—including GPT-4o, Llama, Mistral, and Qwen—multi-agentization yields consistent performance gains. *Notably, multi-agent versions built on open-source LLMs (Llama, Mistral, and Qwen) achieve scores above 47.21%, approaching or matching the performance of the closed-source single-agent GPT-4o (47.43%).* These results highlight the framework’s strong cross-LLM generalization and show that users can obtain high-quality review generation without paying costly closed-source LLM API fees, which in turn makes large-scale review of submissions feasible, such as potential deployment in community platforms like OpenReview.

Q₂: Human Evaluation of Low-Precision Weaknesses. Our automatic metrics (semantic recall, precision, and F1) measure overlap with human-written weaknesses. However, due to inherent lim-

Category	Expert-written	Agent-generated
<i>(i) Both Human and Agent Addressed, but Agent Provided Better Analysis (~ 35% across the dataset)</i>		
Method-Validity	Any methodological flaws or inconsistencies in the proposed approach that could invalidate the results?	How does auxiliary model training affect main model convergence? Are gradient flows optimized?
Writing	What severe writing issues are making this paper difficult to understand?	(1) Are tables/figures clearly formatted? (2) Are technical terms defined? (3) Is content accessible?
<i>(ii) Human Had No Specific Criteria, Agent Identified Critical Gaps (~ 30% across the dataset)</i>		
Statistical Rigor	—	Are results reported with error variance? Are improvements statistically significant?

Table 4: Cases when Reviewer agents complement expert-written review dimensions.

itations of paper reviewing, such as bias, incomplete coverage, or limited expertise, a semantic mismatch does not necessarily imply that a newly generated weakness is invalid. To assess the quality of such unmatched weaknesses, we conduct a targeted human evaluation.

We hire three senior Ph.D. students to manually annotate 50 low-precision weakness instances produced by DIAGPaper and competitive baselines. We exclude clearly underperforming open-source single-agent models (Llama, Mistral, and Qwen) from this analysis. Each weakness’ final label is determined via majority vote. The evaluation aims to determine which system is more likely to surface *novel yet reasonable* weaknesses not previously identified by human reviewers.

Annotators are asked to label each weakness along two dimensions: (i) *Validity*—whether the weakness correctly identifies a real issue in the submission; and (ii) *Realism*—whether addressing the weakness is feasible within typical constraints of time and resources. In addition, we report *Specificity* to assess whether unmatched weaknesses are paper-specific rather than generic or random.

Table 3 reports the human evaluation results. Despite focusing on weaknesses not identified by original reviewers, DIAGPaper achieves state-of-the-art performance on *Validity* and *Specificity*. However, its *Realism* score is lower than some baselines. Further analysis reveals that this gap primarily arises from DIAGPaper’s tendency to *generate overly strict* but factually grounded critiques. We explain this further with the error analysis below.

Error Pattern Analysis. We further analyze common error patterns across systems and identify the following trends:

- **DIAGPaper acts as a stricter reviewer.** The dominant failure mode for DIAGPaper (71.4%) involves weaknesses that are factually plausible

but judged invalid by annotators because they impose unrealistic expectations beyond the paper’s intended scope. Typical examples include demands for large-scale experiments, extensive additional baselines, or insisting that certain topics be addressed in specific sections. For instance, while a question such as “Does the paper discuss multi-modal extensions?” is reasonable, DIAGPaper may escalate it into an overly strict requirement (e.g., insisting such discussion is mandatory because it appears in future work), which annotators often deem unrealistic.

- **Incorrect section referencing in DIAGPaper.** This issue arises from incorrect section attribution. After retrieval and refinement, a claim may appear in multiple parts of the paper; however, DIAGPaper occasionally anchors the weakness to an incorrect retrieved passage, leading to mismatches between the critique and the cited context.

- **Baselines flag already acknowledged limitations by 7.1%; rarely observed in DIAGPaper).** Some baseline systems identify limitations that are explicitly acknowledged by the authors (e.g., listed as limitations or future work). This pattern is rarely observed in DIAGPaper.

Q₃: Why does DIAGPaper succeed, and does its internal behavior match our design intent? To answer this question, we examine the internal behaviors of the three core modules in DIAGPaper: Customizer, Rebuttal, and Prioritizer.

First, the Customizer module. We evaluate whether the Customizer agent provides advantages over fixed human-written criteria by comparing it with the 20 predefined dimensions (Table 6). Table 4 presents a case study on the COCO-LM paper (Meng et al., 2021), while the reported proportions are computed over the full dataset. Overall, Customizer (i) identifies more paper-specific evaluation aspects in ~35% of cases, enabling dynamic

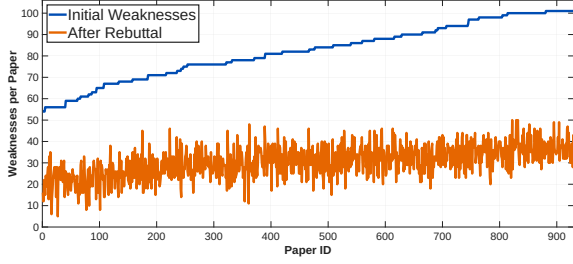


Figure 3: Statistics of #weaknesses before (blue) and after (orange) rebuttal among all test submissions.

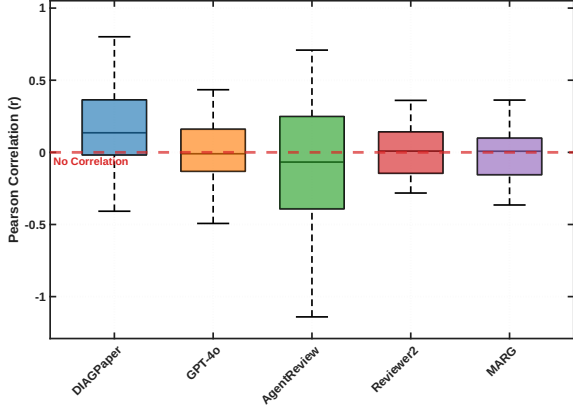


Figure 4: Pearson Correlation between severity scores and F1 scores.

instantiation of specialized reviewer agents, and (ii) surfaces novel evaluation dimensions absent from the fixed criteria in $\sim 30\%$ of cases, expanding the review space beyond predefined templates.

Second, the Rebuttal mechanism. We examine whether the reviewer–author rebuttal effectively filters weak or unjustified critiques. Using On Pre-trained Language Models for Antibody (Wang et al., 2023) as a case study, an initial reviewer critique regarding missing alternative pre-training objectives was challenged by the rebuttal agent based on the paper’s explicit justification, experimental validation, and a clarification that the critique conflates non-exhaustiveness with poor design. This critique received a combined validity score of 0.32, below the filtering threshold of 0.4, and was thus discarded. For this paper, 36 initial weaknesses generated by 12 reviewer roles were reduced to 14 high-confidence ones. Across all submissions, Figure 3 shows a consistent reduction from initial (blue) to retained weaknesses (orange), with an average retention rate of 40.42%, demonstrating the intended validity-controlling behavior.

Finally, the Prioritizer module. We evaluate whether Prioritizer assigns meaningful priorities to rank weaknesses. For the same case-study paper above, prioritized weaknesses focus

Method	F1	Sp.
DIAGPaper	50.23	10.25
w/o Author rebuttal	45.19	9.87
w/o Customizer	48.63	9.72
w/o Prioritizer	48.46	9.33
w/o Imp ^c in Eq. 4	49.88	10.79

Table 5: Ablation Study on ReviewCritique(Valid).

on methodology (35.7%) and experiments (28.6%), with less emphasis on reproducibility (14.3%), aligning with the paper’s primary gaps. To quantitatively assess prioritization, we compute the Pearson correlation between weakness rank and semantic alignment (F1) with human-written weaknesses. As shown in Figure 4, DIAGPaper exhibits a substantially stronger positive correlation, indicating that more severe, human-aligned weaknesses are consistently ranked earlier, whereas baseline systems show near-random rank–F1 relationships.

Q4: Ablation Study. We conduct an ablation study on *ReviewCritique (Valid)* to quantify the contribution of each component in DIAGPaper. Specifically, we evaluate the following variants: (i) *w/o Customizer*, which replaces the AI-generated evaluation criteria with the 20 human-written criteria listed in Table 6; (ii) *w/o Author Rebuttal*, which removes the author agent from the Rebuttal module and retains only reviewer agents; (iii) *w/o Prioritizer*, which disables the weakness ranking module; and (iv) *w/o Imp^c in Eq. 4*

Table 5 reports the ablation results. We observe that all components contribute positively to overall performance. Among them, removing the author rebuttal mechanism leads to the largest performance drop, indicating that explicit reviewer–author interaction is critical for filtering invalid or weakly supported critiques. Results from *w/o Customizer* further suggest that while human-written evaluation criteria provide a strong foundation for paper review, they can be effectively replaced—and in fact improved—by AI-generated criteria that enable automated, adaptive assessment.

5 Conclusion

We proposed DIAGPaper, a human-grounded, validity-oriented system for paper weakness identification. By modeling key human review mechanisms, such as criterion planning, reviewer–author rebuttal, and user-oriented prioritization, DIAGPaper achieves state-of-the-art performance across benchmarks.

Limitations

Despite its strengths, DIAGPaper has several limitations.

- As a multi-agent framework, it incurs higher runtime overhead, which may restrict its applicability for large-scale submission screening.
- In addition, the system does not explicitly retrieve external literature, as it primarily focuses on assessing the internal consistency and self-contained validity of a paper’s claims.
- Finally, our evaluation is limited to AI-related submissions, and the effectiveness of DIAGPaper on non-AI research domains remains to be explored.

References

- Alberto Bartoli, Andrea De Lorenzo, Eric Medvet, and Fabiano Tarlao. 2016. Your paper has been accepted, rejected, or whatever: Automatic generation of scientific paper reviews. In *International conference on availability, reliability, and security*, pages 19–28. Springer.
- Eric Chamoun, Michael Schlichtkrull, and Andreas Vlachos. 2024. [Automated focused feedback generation for scientific writing assistance](#). In *Findings of the Association for Computational Linguistics: ACL 2024*, pages 9742–9763, Bangkok, Thailand. Association for Computational Linguistics.
- Mike D’Arcy, Tom Hope, Larry Birnbaum, and Doug Downey. 2024. [Marg: Multi-agent review generation for scientific papers](#). *Preprint*, arXiv:2401.04259.
- Jiangshu Du, Yibo Wang, Wenting Zhao, Zhongfen Deng, Shuaiqi Liu, Renze Lou, Henry Peng Zou, Pranav Narayanan Venkit, Nan Zhang, Mukund Srinath, Haoran Ranran Zhang, Vipul Gupta, Yinghui Li, Tao Li, Fei Wang, Qin Liu, Tianlin Liu, Pengzhi Gao, Congying Xia, and 21 others. 2024. [Llms assist nlp researchers: Critique paper \(meta-\)reviewing](#). *Preprint*, arXiv:2406.16253.
- Xian Gao, Jiacheng Ruan, Jingsheng Gao, Ting Liu, and Yuzhuo Fu. 2025. [Reviewagents: Bridging the gap between human and ai-generated paper reviews](#). *CoRR*, abs/2503.08506.
- Zhaolin Gao, Kianté Brantley, and Thorsten Joachims. 2024. [Reviewer2: Optimizing review generation through prompt generation](#). *Preprint*, arXiv:2402.10886.
- Aaron Grattafiori, Abhimanyu Dubey, Abhinav Jauhri, Abhinav Pandey, Abhishek Kadian, Ahmad Al-Dahle, Aiesha Letman, Akhil Mathur, Alan Schelten, Alex Vaughan, Amy Yang, Angela Fan, Anirudh Goyal, Anthony Hartshorn, Aobo Yang, Archi Mitra, Archie Sravankumar, Artem Korenev, Arthur Hinsvark, and 542 others. 2024. [The llama 3 herd of models](#). *Preprint*, arXiv:2407.21783.
- Albert Q. Jiang, Alexandre Sablayrolles, Arthur Mensch, Chris Bamford, Devendra Singh Chaplot, Diego de las Casas, Florian Bressand, Gianna Lengyel, Guillaume Lample, Lucile Saulnier, L  lio Renard Lavaud, Marie-Anne Lachaux, Pierre Stock, Teven Le Scao, Thibaut Lavril, Thomas Wang, Timoth  e Lacroix, and William El Sayed. 2023. [Mistral 7b](#). *Preprint*, arXiv:2310.06825.
- Yiqiao Jin, Qinlin Chandra, Kartik Verma, Yibo Lin, Luis Lastras, and Heng Ji. 2024. AgentReview: Exploring peer review dynamics with LLM agents. In *Proceedings of EMNLP*. 37.1% variation in decisions due to reviewer biases.
- Andrey Kuznetsov and 1 others. 2024. OpenReviewer: A specialized large language model for generating critical scientific paper reviews. In *arXiv preprint arXiv:2412.11948*.
- Weixin Liang, Yuhui Zhang, Hancheng Cao, Binglu Wang, Daisy Ding, Xinyu Yang, Kailas Vodrahalli, Siyu He, Daniel Smith, Yian Yin, Daniel McFarland, and James Zou. 2023. [Can large language models provide useful feedback on research papers? a large-scale empirical analysis](#). *Preprint*, arXiv:2310.01783.
- Renze Lou, Hanzi Xu, Sijia Wang, Jiangshu Du, Ryo Kamoi, Xiaoxin Lu, Jian Xie, Yuxuan Sun, Yusen Zhang, Jihyun Janice Ahn, Hongchao Fang, Zhuoyang Zou, Wenchao Ma, Xi Li, Kai Zhang, Congying Xia, Lifu Huang, and Wenpeng Yin. 2025. [AAAR-1.0: Assessing AI’s potential to assist research](#). In *Proceedings of the 42nd International Conference on Machine Learning*, volume 267 of *Proceedings of Machine Learning Research*, pages 40361–40383. PMLR.
- Yu Meng, Chenyan Xiong, Payal Bajaj, Saurabh Tiwary, Paul Bennett, Jiawei Han, and Xia Song. 2021. [Coco-lm: Correcting and contrasting text sequences for language model pretraining](#). *Preprint*, arXiv:2102.08473.
- Qwen, :, An Yang, Baosong Yang, Beichen Zhang, Binyuan Hui, Bo Zheng, Bowen Yu, Chengyuan Li, Dayiheng Liu, Fei Huang, Haoran Wei, Huan Lin, Jian Yang, Jianhong Tu, Jianwei Zhang, Jianxin Yang, Jiaxi Yang, Jingren Zhou, and 25 others. 2025. [Qwen2.5 technical report](#). *Preprint*, arXiv:2412.15115.
- Danqing Wang, Fei Ye, and Hao Zhou. 2023. [On pre-trained language models for antibody](#). *Preprint*, arXiv:2301.12112.
- Qingyun Wang, Qi Zeng, Lifu Huang, Kevin Knight, Heng Ji, and Nazneen Fatema Rajani. 2020. [ReviewRobot: Explainable paper review generation based on knowledge synthesis](#). In *Proceedings of*

the 13th International Conference on Natural Language Generation, pages 384–397, Dublin, Ireland. Association for Computational Linguistics.

Xiao Wang, Jia Wang, Yijie Wang, Pengtao Dang, Sha Cao, and Chi Zhang. 2025. [Mars: toward more efficient multi-agent collaboration for llm reasoning](#). *Preprint*, arXiv:2509.20502.

Jianxiang Yu, Zichen Ding, Jiaqi Tan, Kangyang Luo, Zhenmin Weng, Chenghua Gong, Long Zeng, Renjing Cui, Chengcheng Han, Qiushi Sun, Zhiyong Wu, Yunshi Lan, and Xiang Li. 2024. [Automated peer reviewing in paper SEA: standardization, evaluation, and analysis](#). In *Findings of the Association for Computational Linguistics: EMNLP 2024, Miami, Florida, USA, November 12-16, 2024*, pages 10164–10184. Association for Computational Linguistics.

Ruiyang Zhou, Lu Chen, and Kai Yu. 2024. Is llm a reliable reviewer? a comprehensive evaluation of llm on automatic paper reviewing tasks. In *Proceedings of the 2024 joint international conference on computational linguistics, language resources and evaluation (LREC-COLING 2024)*, pages 9340–9351.

Minjun Zhu, Yixuan Weng, Linyi Yang, and Yue Zhang. 2025. [Deepreview: Improving llm-based paper review with human-like deep thinking process](#). In *Proceedings of the 63rd Annual Meeting of the Association for Computational Linguistics (Volume 1: Long Papers), ACL 2025, Vienna, Austria, July 27 - August 1, 2025*, pages 29330–29355. Association for Computational Linguistics.

A Expert-written Review Dimensions

The 20 expert-written review dimensions are listed in Table 6.

Category	Review Dimension
Importance	<ul style="list-style-type: none"> Is the problem studied in this work important? Has the authors fully show the problem importance and is that convincing?
Related Work	<ul style="list-style-type: none"> Any missing related works that need to be cited and discussed? If there is a Related Work section, is this section well organized? Has it indicated the novelties of this work compared to those prior works?
Clarity	<ul style="list-style-type: none"> Do those figures, tables, etc., well support the authors' claims and align with the textual description of the authors? Any conflicting descriptions in this paper?
Method-Novelty	<ul style="list-style-type: none"> If the author claimed the approach is a newly proposed one, is the proposed approach novel?
Method-Clarity	<ul style="list-style-type: none"> Any unclear or confusing part in the approach description?
Method-Limitation	<ul style="list-style-type: none"> If the author claimed the approach is a newly proposed one, any limitations exist in the proposed approach but the authors didn't discuss it?
Method-Validity	<ul style="list-style-type: none"> Any methodological flaws or inconsistencies in the proposed approach that could invalidate the results?
Dataset-Necessity	<ul style="list-style-type: none"> If the authors present a newly constructed dataset, does the new dataset have interesting and convincing necessities to be constructed for the target problem?
Construction-Process	<ul style="list-style-type: none"> If the authors present a newly constructed dataset, is the construction process clear and professional? If the authors present a newly constructed dataset, anything should be paid special attention in the construction process and have the authors deal with them well?
Dataset-Representative	<ul style="list-style-type: none"> Are those datasets representative enough for this target problem? If not, any prior datasets should be tested on?
Exper-completeness	<ul style="list-style-type: none"> To demonstrate the effectiveness of this new approach, consider what experiments are necessary and whether the authors have conducted all the required experiments thoroughly.
Baseline-representative	<ul style="list-style-type: none"> Are those baselines representative enough for this target problem? If not, any missing baselines should be added, compared and discussed?
In-depth analysis	<ul style="list-style-type: none"> Have the experiment analyses provide enough insights or explanation or just some superficial phenomena description?
State-of-the-art	<ul style="list-style-type: none"> If the author claimed the approach is a newly proposed one, does the proposed approach show better performance than prior state-of-the-art?
Eval-metrics	<ul style="list-style-type: none"> Are those evaluation metrics for those evaluation tasks appropriate, or any cases cannot be well captured by the existing evaluation metrics?
Writing	<ul style="list-style-type: none"> Any grammar error in this paper? What severe writing issues are making this paper difficult to understand, and what remedies would you suggest?

Table 6: 20 crowdsourced expert-written review dimensions are organized by category. Each dimension correspond a reviewer agent in the Rebuttal module.