

On Narrative: The Rhetorical Mechanisms of Online Polarisation

Jan Elfes^{1*}, Marco T. Bastos¹ and Luca Maria Aiello²

¹Information and Communication Studies, University College Dublin, Ireland.

²Data Science, IT University of Copenhagen, Denmark.

*Corresponding author(s). E-mail(s): jan.elfes@ucd.ie;
Contributing authors: marco.bastos@ucd.ie; luai@itu.dk;

Abstract

Polarisation research has demonstrated how people cluster in homogeneous groups with opposing opinions. However, this effect emerges not only through interaction between people, limiting communication between groups, but also between narratives, shaping opinions and partisan identities. Yet, how polarised groups collectively construct and negotiate opposing interpretations of reality, and whether narratives move between groups despite limited interactions, remains unexplored. To address this gap, we formalise the concept of *narrative polarisation* and demonstrate its measurement in 212 YouTube videos and 90,029 comments on the Israeli-Palestinian conflict. Based on structural narrative theory and implemented through a large language model, we extract the narrative roles assigned to central actors in two partisan information environments. We find that while videos produce highly polarised narratives, comments significantly reduce narrative polarisation, harmonising discourse on the surface level. However, on a deeper narrative level, recurring *narrative motifs* reveal additional differences between partisan groups.

The proliferation of communication channels and unprecedented global connectivity have not translated into more effective collective deliberation. Instead, many societies—particularly Western democracies—appear increasingly fractured along political and cultural lines [1] even as they face shared challenges like climate change, conflict, and economic transformation. Capitalising on polarising grievance narratives, far-right, populist, and anti-establishment parties have steadily gained ground over recent decades, leaving mainstream political actors searching for answers [2–5]. This fragmentation extends beyond electoral competition into the cultural sphere, where competing visions of societal values collide in what has been termed a *culture war* [6–8]. Increasingly, this discourse also pushes radical ideologies, such as nativism, racism, and fascism, toward the mainstream, challenging liberal democratic principles [9, 10]. The consequences move beyond rhetoric, most prominently seen during the violent insurrection attempts in the United States and Brazil in 2021 and 2022 [11, 12]. Social media platforms have emerged as a crucial infrastructure in this process, simultaneously mobilising followers and reshaping political narratives around these emerging divides [13–15]. Understanding the process by which individual differences turn into polarised societies requires attending to the rhetorical dimension of how groups construct collective narratives.

Polarisation generally refers to the divergence of beliefs across different groups. This divergence can take various shapes, captured by a diverse range of polarisation measures [16, 17]. Further, different types of polarisation have been observed, including affective polarisation, related to negative perceptions of an out-group, and ideological polarisation, which describes divergent opinions on a specific issue [18]. What unites these different measures and types is that they rely on measuring people’s attitudes, usually through surveys or behaviour-based methods [19]. Social media data has facilitated the inference of opinion distributions from user interactions at a large scale. Moreover, it revealed the structures that undergird online polarisation dynamics. Research has found that both algorithmic content curation and self-selection steer users towards more partisan content and information sources [20–23], resulting in ideologically homogeneous clusters with limited cross-cutting communication [24–26]. Within these *echo chambers*, polarisation intensifies through exposure to aligned viewpoints [27]. Across these studies, user attitudes are commonly inferred from interactions such as likes, shares, and comments with prominent partisan accounts or content [28]. These surface-level interactions are sometimes complemented by textual analysis, for example, identifying polarising language, sentiments, or topics [29–31]. However, this predominantly focuses on linguistic divergence between groups, serving as a signal of group membership. It does not capture the underlying argumentative and rhetorical mechanisms that drive polarisation.

In contrast to this body of work, we understand narratives as abstract patterns that establish “meaningful correlations between events [and] offer the potential for identification and interpretation to community members” [32, p. 7]. They are fundamental to both the formation of individual and collective identities and political deliberation [33, 34]. Narratives have been linked to the long-term persuasiveness of messages and experimental evidence suggests that the mere exposure to polarised narratives affects

individual beliefs [35, 36]. Hence, understanding polarisation in interactive, decentralised environments requires examining how communities construct and negotiate narratives around contested issues. Facilitated by advances in computational methods, empirical work has only recently begun to examine online polarisation through this narrative lens. Initial evidence suggests that polarised user groups advance distinct narratives and that certain narrative divides, chiefly between mainstream and non-mainstream framings, align users across ostensibly disparate topics [37, 38].

We introduce the concept of *narrative polarisation* to measure diverging perceptions of key actors through their positioning in popular narratives. We formalise narrative through narratological theory. Chiefly, we utilise Greimas’ Actantial Model [39] to capture underlying narrative assumptions of a text through a set of six character roles, called *actants*. Thus, narrative polarisation emerges as structural differences in actant constellations between partisan groups.

To test this concept, we investigate the construction of narratives around the Israeli-Palestinian conflict on YouTube, a prominent case study of how narratives shape partisan identities and perpetuate conflicts [40]. The October 7, 2023 terror attack by Hamas and Israel’s subsequent military invasion of Gaza have spurred international attention, transforming support for different factions into a highly polarised issue in public debate. Much of the discussion takes place online, where social media platforms shape the discourse. YouTube in particular serves as a news source for an increasing number of users [41], while its affordances for commenting enable users to reactively shape the discourse around an issue.

We design two sets of partisan search queries. Each focuses on issues stressed by one specific faction, for example, antisemitism in the Israeli-leaning discourse or Zionism in the Palestinian-leaning discourse. Selecting the most relevant videos from the YouTube recommender algorithm, we expect the different sets of videos to propagate diverging narratives about the conflict. Furthermore, we are interested in the extent to which comments interact with this effect. Given that comments are less influenced by algorithmic decisions, we investigate whether they provide counterpoints to a biased representation in the videos or whether they consolidate the foundation of an echo chamber around the initial query slant. We find that the videos propagate different narratives about the conflict. Further, although comments generally follow the agenda set by the videos, they reduce the surface-level narrative divide, offering a more unified perspective across partisan groups.

This disconnect between videos and comments raises a critical interpretive question: do partisan groups construct polarised narratives, portraying the same actors and events through incompatible ideological frameworks? Or do they simply emphasise different aspects of the conflict without fundamentally disagreeing on core interpretations? To test this, we centre the analysis on the main sides of the conflict, that is, Israeli and Palestinian actors, and measure how different objects, such as violence or rights, are attributed differently to these subjects across the query groups. This *subject divergence* reveals whether the different groups perceive the interests and roles of central actors differently, rather than just focusing on different aspects of the conflict. The results confirm that narrative differences between the groups stem from opposing

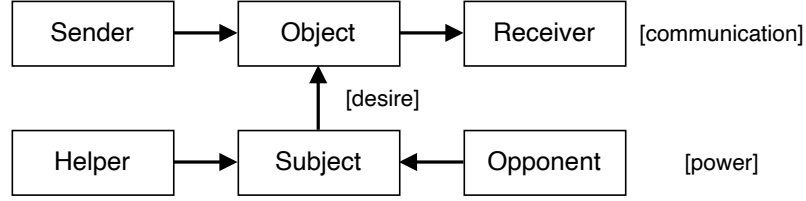


Fig. 1: Greimas’ Actantial Model [39], containing six actants. These functional characters are arranged along three axes: desire, communication, and power. Arrows indicate the direction of the relationship.

perceptions of the central conflict parties. The videos diverge notably in their portrayal of which side pursues violence and which has security interests. In contrast, comments significantly reduce the subject divergence between partisan groups.

However, this trend primarily refers to surface-level narratives that capture assumptions about the central narrative function of desire, namely, who pursues what. Considering additional functions such as control and opposition, we identify a set of *narrative motifs* that further shape nuanced perceptions of actors in the two partisan groups. These specific role constellations capture additional dimensions, such as internal actor complexity, justification of violence, and actor dependencies. Consequently, while comments counterbalance the initial bias of videos on the surface level, users remain exposed to fundamentally different narrative constructions of key actors and their interests, suggesting that polarisation operates across multiple narrative layers.

1 A structural model of narrative

Structuralist narratology sought to provide clear language and frameworks for analysing narrative features of text. This formal structure proves beneficial in computational narrative analysis. Structural models help delineate clear features for automated extraction and analysis. These features allow analysis to separate narrative aspects from other semantic features of the text. Moreover, they provide a consistent representation which is comparable across their applications to different sources and contexts. The structured approach offers a bridge between the complex, nuanced concept of narrative and the precise requirements of computational application. We employ Greimas’ Actantial Model [39] as a scaffolding to explore the narrative nuances within our data (Fig. 1).

The model comprises six functional categories structured by three fundamental relationships. The Subject desires the Object, which is in turn communicated from the Sender to the Receiver. Additionally, the Helper and the Opponent exert power on the Subject to influence its quest to obtain the Object. The positioning of actors within this model reveals underlying assumptions. The Object establishes the text’s main focus, while the Subject determines whose interests and actions are foregrounded. The Sender controls the Object and thus holds significant power and agency, whereas the Receiver is the observed or intended target. Finally, the Helper and Opponent relate directly to the Subject as supporter or adversary, respectively. The framework

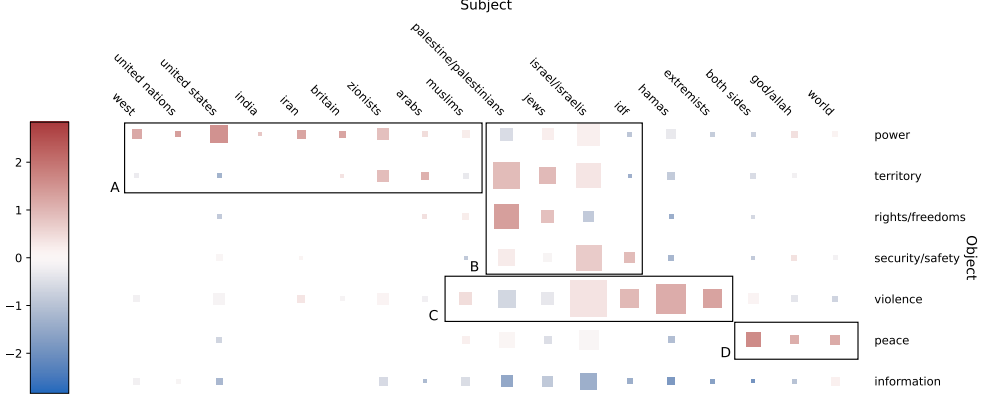


Fig. 2: Subject–Object co-occurrence patterns across all comments. Each square represents the frequency of a given Subject (x-axis) and Object (y-axis) combination in the full dataset ($n = 90,029$ comments). Square size corresponds to the relative prevalence of each combination, with the most frequent being Israel/Israelis–violence ($n = 6,078$). Combinations with fewer than 60 comments are omitted for clarity. Comments referring to the meta-actors *audience/commenter* or *video creator* as Subject (28 %) are excluded. Colour indicates the log ratio between observed and expected counts under the assumption of independence: positive values (red) denote combinations occurring more often than expected, and negative values (blue) denote combinations occurring less often.

was originally developed on folktales and myths, for example, describing the desire of a prince (Subject) to obtain land (Object), which is controlled by the king (Sender) and given to the prince (Receiver) if he defeats a dark knight (Opponent), with the help of his magical sidekick (Helper). However, given the general form of the model, this structure directly translates to contemporary issues, for example, by outlining the Israeli desire for security, provided by their military against the opposition of Hamas, or Palestinians’ desire for land, controlled by Israeli settlers, etc. Crucially, all actors can carry either positive or negative connotations. For instance, when the Subject desires security, the Opponent typically appears as a threat. Conversely, when the Object is violence, the Subject’s desire appears negative, rendering opposition closer to resistance. The automated application of this framework using a large language model (DeepSeek-R1-Distill-Qwen-32B) to label the six roles in comments and video transcripts has been extensively tested and validated with human annotations. Section 4 provides details on the methodology and validation results.

2 Results

The central axis of Greimas’ model, comprising the Subject and the Object, constitutes what we refer to as a *surface-level narrative*. Unlike simple topic identification, this axis captures a directional relationship of desire, revealing whose interests centre the discourse. Figure 2 summarises all Subject-Object combinations from our data

Group	$O(T, C)$			
Israel	0.71	Groups compared	$O(T, T)$	$O(C, C)$
Palestine	0.68	Israel–Palestine	0.63	0.80

(a) Within-group.

(b) Between-group.

Table 1: Overlap coefficient $O \in [0, 1]$ calculated on the probability distributions of Subject–Object combinations. Panel (a) shows within-group comparisons between transcripts and comments. Panel (b) shows between-group comparisons for transcripts $O(T, T)$ and comments $O(C, C)$.

across all query groups, thus providing a general overview of the discourse around the Israeli-Palestinian conflict on English-speaking YouTube. Region A includes external actors such as the United States or Iran, which are primarily focused on power interests. Most comments concentrate in regions B and C. Region B includes the actors Palestine/Palestinians, Jews, and Israel/Israelis, their territorial claims, and power interests. By contrast, the discourse around rights and freedoms mainly revolves around Palestinians, while security and safety are mostly discussed as Israeli interests. Region C identifies these same actors, as well as the IDF, Hamas, and extremists, as proponents of violence, with the main focus on Israel and Hamas. Region D covers appeals to peace by both sides, God/Allah, and the world. Comments focused on the meta-actors—audience/commenter and the video creator—were excluded from the visualisation. These comments mainly focus on information as the Object and discuss the quality and accuracy of the video.

The general distribution shown in Figure 2 is in line with common narratives around the conflict. In the following, we analyse how these patterns differ across groups and between videos and comments. To this end, we calculate the shared probability mass, or overlap coefficient, between two distributions. This metric indicates how aligned two environments are in terms of their distribution of surface-level narratives. A value of 1 indicates perfect alignment, while 0 indicates completely orthogonal discourse (see Equation 1). Table 1 reports the overlap coefficients between transcripts and comments within each group, as well as between comments across groups and between transcripts across groups. Comments show moderate alignment with their respective videos, with overlap coefficients of 0.71 (Israeli-leaning) and 0.68 (Palestinian-leaning). Further, while transcripts across groups show lower alignment with 0.63, comments across groups show notably higher alignment with 0.8. This indicates that comments promote narratives that are less prominent in the videos, particularly narratives that reduce the divide between the groups.

Low overlap between the two groups, however, does not necessarily constitute polarisation, that is, opposing perspectives on the conflict. For example, differences could be explained by a focus on British influence in the early 20th century in one group, as opposed to US influence in the current conflict in the other group. While this represents diverging discourse around the conflict, it merely constitutes a different issue focus rather than polarisation.

2.1 Narrative polarisation

We define narrative polarisation between two groups as diverging perceptions of key actors through their positioning in popular narratives. To investigate whether surface-level narrative overlap is linked to narrative polarisation, we analyse the *subject divergence* between partisan groups. That is, we measure the assignment of the Subject role to either Israeli or Palestinian actors and how this varies across central objects, such as violence and rights. To operationalise this concept, we aggregate the IDF, Israel/Israelis, Jews, and Zionists as Israeli actors, and Arabs, Hamas, Muslims, and Palestine/Palestinians as Palestinian actors. We then examine how the Subject role is attributed to each side for different objects. Robustness checks for different actor groupings, transcript segments lengths and divergence results for the other actantial roles are included in the appendix (see Supplementary Figures A1, A2, and A3).

We extract all transcripts and comments containing an Israeli or a Palestinian Subject, accounting for two-thirds of the data. For each Object, we calculate the share attributed to each side. For instance, in the transcripts, the object *peace* is attributed to both sides equally, while *security* is attributed more frequently to Israeli actors. We then measure subject divergence as the difference in these attribution patterns between the two partisan groups (see Equation 2). The resulting measure ranges between -1 and 1, with values close to 0 indicating low divergence. Negative values reflect greater attribution by the Israeli-leaning group (relative to the Palestinian-leaning group) to Palestinian actors, whereas positive values reflect greater attribution to Israeli actors. We denote these as PA-skewed and IS-skewed, respectively. Importantly, these skews represent the relative positioning of the two partisan groups. A PA-skew, for example, does not necessarily mean that the object is attributed more to Palestinian subjects in absolute terms, only that the Israeli-leaning group attributes it more to Palestinians than the Palestinian-leaning group does. Figure 3 reports the degree of subject divergence for both transcripts and comments.

We find significant divergence across several of the seven objects for both transcripts and comments, confirmed using a permutation test (see Tables A1 and A2 for details). The largest effect appears in the transcripts for *violence*, which is strongly PA-skewed. This means videos in the Israeli-leaning group focus significantly more on Palestinians as the driving force of violence than videos in the Palestinian-leaning group. Consequently, users in the two partisan groups are exposed to opposing portrayals of a central and contested aspect of the conflict. The pattern is reversed for *security/safety* and *rights/freedoms*, which are IS-skewed. The remaining objects are all PA-skewed, though these effects do not reach statistical significance.

Comments generally follow the divergence direction of the transcripts. However, they significantly reduce the effect size. While the average absolute subject divergence in the transcripts amounts to 0.19, it reduces to 0.07 in the comments. The difference is largest for *violence*, where the PA-skew reduces from -0.43 to -0.05 . This confirms the assumption that higher overlap in surface-level narratives of the comments, demonstrated earlier, stems from lower polarisation rather than merely different issue focus. Consequently, key actors and their interests are represented more evenly in the

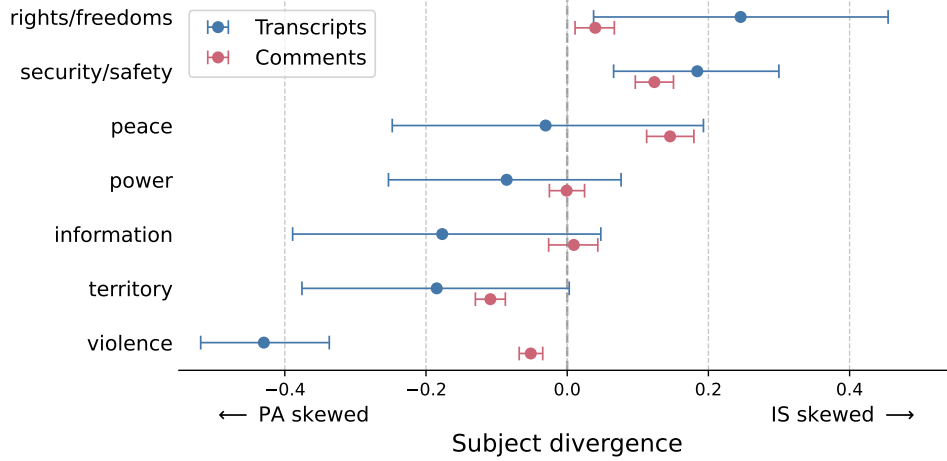


Fig. 3: Subject divergence in comments and transcripts. Subject divergence refers to differences in how partisan groups attribute the Subject role to different conflict actors. Shown are the attribution patterns for various Objects. Values near zero indicate low divergence, reflecting similar attribution patterns across groups. Negative values reflect greater attribution by the Israeli-leaning group (relative to the Palestinian-leaning group) to Palestinian actors, whereas positive values reflect greater attribution to Israeli actors. Error bars represent 95 % bootstrap confidence intervals ($n=3000$).

comment discourse. However, residual polarisation remains: while the degree of divergence in the comments is lower, it remains significantly different from zero for several objects.

Peace constitutes a notable exception. While the transcripts show no divergence for this Object, the comments are IS-skewed. Hence, comments in the Israeli-leaning group focus more on Israeli actors’ desire for peace, while comments in the Palestinian-leaning group focus more on Palestinian actors. This pattern may be explained by the prevalence of the narrative that attributes peace as an interest of *both sides* (see Figure 2). Therefore, comments appealing to the peace interests of the respective out-group may be subsumed under general calls for peace, leaving the comments slightly skewed towards in-group appeals.

The relative trends between the two partisan groups emerge from different constellations of the absolute attribution patterns shown in Supplementary Figure A4. For most Objects, the comments of both partisan groups move closer to a middle ground, though this does not necessarily entail an equal split of attribution between Israeli and Palestinian actors. For example, violence is attributed approximately equally to both actors in Israeli-leaning videos, but strongly to Israeli actors in Palestinian-leaning videos. The resulting PA-skew of the Israeli-leaning group is reduced in the comments as they attribute violence more to Israel, and Palestinian-leaning comments attribute it less to Israel. As a result, the average attribution shifts slightly toward Israel. In

contrast, *rights/freedoms* is consistently attributed more to Palestinians in both transcripts and comments and across both partisan groups. However, the extent of this attribution varies between groups. The reverse pattern appears for *security/safety*, which is generally identified as an Israeli interest.

The results show that comments have a harmonising effect on the discourse. While videos disagree starkly on the perpetration of violence or the struggle for rights, the comment spaces of both partisan groups converge on general attribution patterns. However, these surface-level narratives interact with the remaining roles of the Actantial Model that further shape the perceptions of the conflict actors.

2.2 Narrative motifs

Beyond the central axis of desire linking the Subject and the Object, the narrative framework includes additional functions, chiefly the Sender, Receiver, and Opponent. Figure A3 shows divergence results for these additional actants. However, meaning emerges not only from individual actantial assignments but from their relational patterns. These include *actant syncretisms*, when one actor occupies multiple roles, and actor opposition, when two actors are positioned on opposing sides of the actantial model’s three axes: desire, communication, and power (Fig. 1). These constellations, which we term narrative motifs, carry interpretive weight beyond their constituent parts. Hence, the positioning of actors in different narrative motifs affects narrative polarisation beyond subject divergence in the surface-level narratives.

Three motifs prove particularly salient in our data: the convergent motif, the adversarial motif, and the dependent motif. The convergent motif positions the same actor as Subject, Sender, and Receiver. It focuses on the interests of one actor, its self-determination, but also internal conflict. The adversarial motif places actors in dual opposition. The Subject and Sender against Opponent and Receiver. The emphasis is on opposing interests, control through one actor, and the resistance of the other. The dependent motif inverts the Sender and Receiver. This creates a dynamic of dependency of the Subject and Receiver, and control through the Sender and Opponent. Figure 4 showcases the difference between partisan groups in the prevalence of these three motifs for various surface-level narratives in our data. The absolute shares are shown in Figure A5.

The convergent motif appears in a range of surface-level narratives, particularly when discussing Israeli desire for *rights/freedoms* and *security/safety* or Palestinian desire for *power*. The Israeli narratives also show a significant difference between the groups, with security being more convergent in the Israeli-leaning discourse and rights/freedoms in the Palestinian-leaning one. A close reading of a random sample of comments for each partisan group and each narrative reveals the effects of this motif. The discourse around Israeli security interests focuses on how Israel provides security to its citizens. Notably, the Israeli-leaning group is overwhelmingly critical, often discussing the failure of the Israeli government to provide adequate security measures to its citizens: “Complete and utter failure of Israeli intelligence and defence establishment. Military people in charge ,should be held responsible, and prosecuted to the full extend of the law [sic].” The security discourse outside of the convergent motif focuses less on this internal dimension and instead on common themes such as “Israel’s right

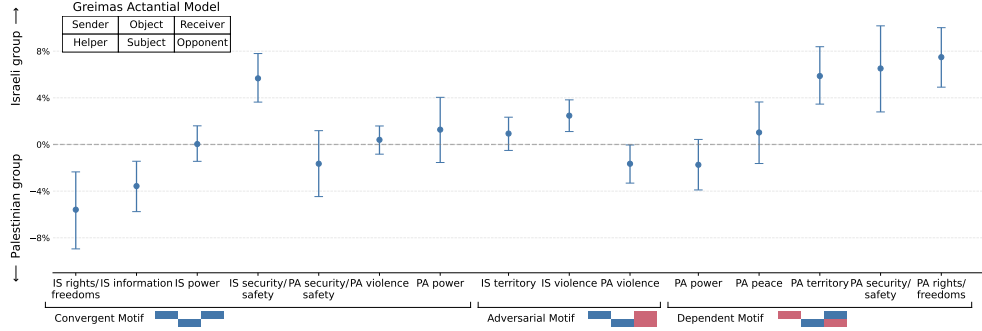


Fig. 4: Difference in narrative motif shares between partisan groups. Shown are three types of narrative motifs based on the Actantial Model (top left), with each representing a unique constellation of Israeli (IS) and Palestinian (PA) actors illustrated next to the motif titles. Markers indicate the relative motif difference between partisan groups for different surface-level narratives. Motif actors are determined by the surface-level subjects (IS or PA) shown on the x-axis. Negative values indicate higher prevalence in the Palestinian-leaning group, positive values indicate higher prevalence in the Israeli-leaning group. Only narrative-motif combinations with an average prevalence above 5 % across partisan groups are shown. Error bars represent 95 % bootstrap confidence intervals (n=3000).

to defend itself.” Hence, the convergent motif reveals additional layers of actor complexity. Different parts of Israel are interacting with each other, in contrast to Israel being portrayed as a homogeneous entity in defence against an external threat. A similar trend is seen for rights and freedoms. The convergent motif is more prevalent in the Palestinian-leaning comments and surfaces tensions around Zionism and what it means for Jews around the world.

The discourse around *violence* from both Israeli and Palestinian actors is shaped by the adversarial motif. Here, comments emphasise the perpetration of violence from one side towards the other. The dual role of Receiver and Opponent often manifests itself in justifications of resistance or retaliation against the initially described violent act from the Subject and Sender. This reactionary framing provides a counterpoint to the video narratives. For instance, while Palestinian-leaning videos emphasise Israeli violence, some comments attempt to justify this violence by positioning it as a reaction to Palestinian violence under the adversarial motif: “ Hamas and their fighters are nothing but cowards. Women, children, elderly, and they’re proud of that. They killed the weak now it’s time for Israel. To settle this once and for all [sic].” The inverse trend can be observed for Israeli-leaning videos.

The adversarial motif differs notably from the convergent motif, where violence is discussed as something that Palestinians had brought upon themselves: “The people of Palestine donated and funded Hamas. [...] (Yes there are innocents there, I’m just saying that Palestine caused their own war.) [sic]”. In these examples, Israel is largely excluded from the discussion. Instead, Israeli violence is treated as a direct extension of Hamas’ actions.

The dependent motif appears predominantly in narratives with Palestinian subjects. Following this motif, Palestinian *rights/freedoms*, *security/safety*, and *territory* are both controlled by and denied through Israel. This emphasis is particularly strong under Israeli-leaning videos, where the motif is significantly more pronounced. Similar to the discourse around violence, these comments react to the video narratives by emphasising Israel’s control of Palestinian interests. While these points also appear in the Palestinian-leaning discourse, the roles of Sender, Receiver, and Opponent are not always clearly specified together. Thus, for example, instead of a full dependent motif, comments only discuss one of these three relationships simultaneously. Consequently, the combined emphasis on control, entitlement, and suppression is relaxed in the Palestinian-leaning discourse.

These trends reveal how narrative polarisation takes shape on different levels. On the surface level, subject divergence (Section 2.1) affects general assumptions about the conflict, for example, defining the main perpetrator of violence. Below the surface, narrative motifs reveal more nuanced actor qualities, including internal conflict, justification of violence, or dependency relationships. We found that comments significantly reduce the narrative polarisation from the videos on the surface level. However, residual polarisation remains. This persists on the motif level, where additional differences arise. These can be explained in part as a reaction to the surface-level tension between the videos and the comments, promoting reactionary narratives.

3 Discussion

We applied a novel framework for measuring polarisation on a narrative dimension. We operationalised narrative through a structural framework of common character roles—actants—and introduced the notion of *narrative polarisation* to capture diverging perceptions of actors through their positioning in different narratives. We then investigated the narrative exposure of users with different partisan search intent. This revealed two important trends. First, content from the two partisan groups made fundamentally different assumptions about the roles of central actors. Second, user comments significantly reduced this narrative polarisation, converging to a more even narrative distribution across partisan groups. This revealed that community discourse in online social media can mitigate content-level polarisation by surfacing alternative narratives. However, we found that rhetorical effects operate on various levels. Although users converged on surface-level narratives involving only two actants, the discourse was conducive to a variety of deeper narrative motifs. These recurring constellations of multiple actantial roles revealed additional differences shaping the perception of central actors on a nuanced level, increasing narrative polarisation.

This work showcases the relevance of narrative in polarisation research. While previous research has shown, that users tend to cluster in homogenous groups with little cross communication [25, 26], our work reveals that this limited mobility of user does not apply to narratives. Despite polarised narrative exposure through videos, users’ comments converge on common narrative patterns, integrating popular narratives from the other group and mitigating video bias. Hence, audiences of polarised content are less polarised than the content and user interactions suggest. In contrast, previous

research had found ideological alignment of comments with partisan news stories [42]. We argue that this ostensive contradiction indicates that narrative captures a textual dimension that is partially orthogonal to user ideology.

Nevertheless, narrative and ideology interact through identity formation processes [33, 34, 43], meaning that content polarisation and residual comment polarisation may still shape users’ long-term ideological positioning. Narrative motifs appear particularly conducive to such effects as they shape nuanced but important differences in the perceptions of central actors. For example, both groups discuss Israeli security interests to similar extents, yet Israel is portrayed with greater complexity in Israeli-leaning discourse. Similarly, while violence is discussed at similar levels across groups, the narrative motifs surrounding justification diverge significantly. These patterns shape the perceived psychological depth of conflict actors. In-group actors are imbued with complex intentions, emotions, and motivations, while out-group actors receive more superficial, stereotypical representations.

Our narrative framework combines the natural language processing capabilities of large language models with rigorous narrative theory, yielding a framework that can infer complex actor relationships within a theoretically grounded and comprehensive structure. This advances both computational narrative analysis and narrative theory. We demonstrate the application of the Actantial Model at scale, extending its use beyond folktales and myths to large-scale computational analysis of social media discourse. The framework is readily applicable to textual data, requiring only partisan group labels, a comprehensive actor label set, and human validation of the LLM performance. The consistent, actor-focused framework of the Actantial Model provides a narrative representation that can be applied to various topics and sources to investigate narrative polarisation dynamics.

The broad applicability of this framework allows future research to move beyond some limitations of this study. Specifically, it is essential to assess whether the reduction of polarisation in user comments holds across different issues and platforms. Further, we have analysed the general discourse around an issue without accounting for popularity metrics, which have been found to amplify highly polarised content [21, 44]. Hence, depolarisation in the aggregate distribution of comments may not reflect a user’s actual experiences. Additionally, YouTube API search results have been shown to vary significantly over time [45], suggesting value in replicating this analysis across different time points to assess both the stability of partisan information environments and the role of algorithmic curation in shaping polarisation dynamics. Finally, analysing narratives quantitatively inevitably involves trade-offs between interpretive depth and scale. While our framework demonstrates nuanced quantitative insights into discourse through narrative motifs, we compromised on actor label specificity to ensure consistency. This limits our ability to investigate finer-grained narrative differences, such as distinctions between different segments of Israeli and Palestinian societies.

Future work should address these limitations by examining narrative polarisation across platforms and issues, investigating how narratives move across different media environments. This would not only test whether the depolarisation observed in YouTube comments generalises to other platforms, but also illuminate how narratives are collectively shaped across different societal spheres. Such research is crucial

for identifying where narratives diverge and where online discourse fragments into incompatible interpretations of a shared reality.

4 Methods and data

4.1 Query selection

The labels pro-Palestinian and pro-Israeli are often used as shorthand but encompass a wide spectrum of views.

Thus, to apply the concept of partisanship, we do not rely on a rigid definition of the two positions. Instead, we operationalise *partisan search intent* via issues emphasised by the supporters of each side. In particular, we choose issues from pro-Palestinian and pro-Israeli protests in the United States. Previous research has shown that offline protests tend to coincide with heightened online attention [46], motivating the use of offline protest issues as seeds to track online discussion.

We rely on data from the Crowd Counting Consortium¹. Their database of *political crowds*, such as marches, protests, or strikes in the United States, includes more than 2700 pro-Israeli and 20900 pro-Palestinian events in the United States since October 7, 2023 until December 1, 2024. Each event is reported with a summary of the general claims of the respective crowd. These are a mix of annotator labels and verbatim quotes from banners and chants. We collect the most prominent issues from each group and identify related queries via Google Trends². We use variations of the popular query “israel palestine explained”, to establish a baseline for search traffic and popular videos on the conflict.

The final queries are listed in Table 2. Each set of queries represents a mix of issues related to the respective protest movement. Thus, partisan search intent does not necessarily capture a user’s political leaning, but an awareness and interest in issues with high valence in the discourse of one of the two factions.

4.2 Data

Data was collected using the YouTube Data API³. The data was limited to videos of medium length, 4-20 minutes, English language, and published between October 7, 2023, and October 1, 2024. The lower time bound coincides with the Hamas terror attack on Israel, while the upper bound excludes the Israeli ground invasion into Lebanon starting on October 1, 2024. This time period was selected to create a more homogeneous topic space, focused on the conflict between Israel and Hamas in Gaza.

We collected the top 20 videos for each query in Table 2, ordered by relevance, yielding a total of 300 videos with 16 % duplicates. We dropped within-group duplicates, 39 videos with fewer than 20 comments, and one video duplicated across the two partisan groups. Because the analysis focuses on exposure to narratives through partisan search terms, we also removed seven videos that appeared in both the neutral queries and at least one partisan query. The remaining set comprised 107 Israeli-leaning and 105 Palestinian-leaning videos. From each video, we collected all top-level comments,

¹<https://ash.harvard.edu/articles/crowd-counting-blog-israel-palestine-protest-data-dashboards/>

²<https://trends.google.com/trends/>

³<https://developers.google.com/youtube/v3/>

Table 2: Set of queries used to retrieve YouTube videos related to the Israeli–Palestinian conflict. Relative interest reflects the global number of searches for each query on YouTube between October 7, 2023 and October 1, 2024, expressed relative to the baseline query “israel palestine explained”.

Position	Query	Relative Interest
neutral	“israel palestine explained”	1.00
	“israel hamas explained”	0.20
	“israel gaza explained”	0.07
pro-Israel	“attack on israel news”	1.22
	“israel october 7”	1.00
	“hamas terror”	0.07
	“hamas rape”	0.07
	“israel hostages”	0.67
	“israel antisemitism”	0.07
pro-Palestine	“attack on gaza news”	0.20
	“gaza rafah news”	0.33
	“gaza ceasefire”	0.93
	“gaza genocide”	0.67
	“israel war crimes”	0.20
	“israel zionism”	0.13

Table 3: Group level statistics including the number of videos, transcript segments for a 150-word split, and total comments per group. Entropy is the normalised Shannon entropy of the comment distribution over the different videos. Word count is the average word count of all comments for that group.

Group	Videos	Segments	Comments	Entropy	Word count
Neutral	25	291	31832	0.74	67
Israeli-leaning	107	912	55894	0.79	63
Palestinian-leaning	105	981	34135	0.86	66

excluding replies. The final dataset was restricted to comments with a word count between 25 and 600, corresponding to the 75th and 99.9th percentiles of all comments. The strict lower bound reflects earlier experiments showing that, below this threshold, missing actants increased substantially, hindering reliable narrative identification.

Table 3 presents the final numbers of videos, channels, and comments for each query group under these constraints. The comment count is strongly correlated with view count ($\rho = 0.84$). Thus, the more popular a video is, the more it is represented in the comment data. Further, the low overlap between the Israeli-leaning and the Palestinian-leaning groups (four out of 240 videos) confirms the assumption of partisanship of the search queries.

We transcribed the videos with OpenAI’s Whisper (*whisper-large-v3*)⁴. In contrast to YouTube’s closed captions, this provides reliable punctuation, allowing transcripts to be split into coherent segments. Videos often contain multiple distinct narratives. Thus, we divide transcripts into segments, split at the first sentence boundary after 150 words. This corresponds to a long comment (95th percentile). We additionally provide robustness checks using alternative segment lengths (see Supplementary Figure A2).

4.3 LLM annotations and validation

We annotate each comment and transcript segment with the six roles of the actantial model using an LLM (*DeepSeek-R1-Distill-Qwen-32B*), an approach developed in previous work [47]. While nearly each text is annotated with a Subject and an Object, the remaining actants are not always clearly articulated. For example, a comment might discuss violence by one actor but not mention any opposition. Thus, each of the actants—Sender, Receiver, and Opponent—appears in approximately half of the comments, though not necessarily in the same comments. Table A3 reports the exact shares of missing actants in both transcripts and comments. The code used for annotations, the annotator codebook, and the test data are available in an OSF repository⁵.

The labelling task is highly complex due to the interdependencies of individual actants and the number of potential labels. We therefore compiled a comprehensive set of labels covering most of the discourse in the data while avoiding overlap. To this end, we annotated a test set of 11K comments with the LLM without predefined labels, then summarised these labels and complemented missing actors through several rounds of deliberation with human annotators. The final set comprises 21 actors and 7 objects (see Figure 2).

We selected a stratified sample of 330 comments for hand annotations. All selections were made uniformly at random. We selected 10 channels from the unique set of channels for each of the three main query categories: neutral, Israeli-leaning, and Palestinian-leaning. Next, we selected one video for each channel and eleven comments from each video. Two expert annotators labelled the data following instructions from an extensive codebook. We dropped 38 examples from the data that were not fully in English or unintelligible to the coders for other reasons. Thus, the final set of 292 comments was always annotated by at least one human coder. However, not every comment was annotated with all six actants, consistent with the pattern observed in the full dataset. Across all annotators, including the LLM, most comments were attributed a Subject and an Object, while Sender, Receiver, and Opponent were identified in approximately one-third of the comments. We dropped the Helper actant from the analysis, as it rarely occurs in the types of narratives found in the comments.

Table 4 reports the inter-coder agreements between the three annotators—two humans and one LLM. The average agreement across the five actants is 0.73, measured via a micro F1 score. This is calculated by assuming one coder as the ground truth and micro-averaging across all possible classes. Although, to the best of our knowledge, the coding of Greimas’ Actantial Model is unprecedented at this scale, this measure facilitates the comparison with previous work on related concepts. Notably, Finlayson

⁴<https://pypi.org/project/openai-whisper/>

⁵https://osf.io/qbaeg/overview?view_only=a0c99e96899244fdb73c2f794c0fc6ba

Table 4: Krippendorff’s α and F1-scores (macro, weighted, and micro) for **292** comments and three coders, including two expert human coders and one LLM.

	F1 (micro) / Acc.	F1 (weighted)	F1 (macro)	α
Subject	0.59	0.59	0.43	0.51
Object	0.74	0.74	0.71	0.63
Sender	0.84	0.84	0.54	0.64
Receiver	0.80	0.80	0.65	0.50
Opponent	0.68	0.68	0.47	0.64
Avg.	0.73	0.73	0.56	0.59

[48] annotated folktales using Vladimir Propp’s character functions—a predecessor to the Actantial Model—achieving a similar F1 score of 0.70. Besides agreement scores between human annotators, our approach exceeds previous LLM approaches to Propp’s narrative framework. Gervás and Méndez [49] reported 0.46 precision and 0.34 recall using an LLM-coder on the same folktales as Finlayson, and Stammbach et al. [50] reported an average accuracy of 64 % for coding a subset of Propp’s characters with an LLM in newspaper articles.

We further calculated Krippendorff’s alpha, a standard measure for multi-annotator agreement. The average score for the five actants is 0.59. This lies below the commonly assumed threshold of 0.67, indicating worse performance than suggested by the micro F1 score. This discrepancy is explained by the weight attributed to rare classes. When using a macro F1 score instead, the value is close to Krippendorff’s alpha. The macro average calculates the F1 score for each of the 21 labels and 7 objects separately, subsequently averaging across those individual scores. The micro score calculates one unified F1 score for all classes together. As a result, poor performance on low-prevalence classes has only a small impact on the micro score, while significantly reducing the macro score and Krippendorff’s alpha. This is undesirable for our case, as the test sample is not representative of every individual label.

Besides the impact of low-prevalence classes, two main trends explain the level of residual disagreement. First, the main driver lowering overall accuracy is a high number of comments where annotators disagree on the annotation level—that is, either the Israeli-Palestinian conflict or the video itself. This is reflected by a high overlap between the categories *commenter/audience* and one of the two main actors *israel/israelis* and *palestine/palestinians*. This overlap is not easily resolved, as most YouTube comments reflect an amalgamation of the commenter’s own interests and their depiction of the conflict. The second trend is an overlap between *israel/israelis* and *palestine/palestinians* for the Subject. This is often due to two conflicting narrative perspectives. For example, A commits violent acts from which B needs protection, which can result in both narratives: A desires *violence* or B desires *security/safety*.

Overall, our in-depth analysis of the labels reveals that our method performs on par or better than comparable previous approaches. Most disagreements can be traced back to differences in interpretation, rather than mistakes of the LLM. This is also

supported by the fact that inter-coder agreement between the two human coders and the LLM is very similar.

4.4 Overlap Coefficient

The overlap coefficient is defined as

$$O(P, Q) = \sum_{x \in \mathcal{X}} \min\{p(x), q(x)\}, \quad (1)$$

with \mathcal{X} the collection of all possible surface-level narratives in the data and $p(x) \in [0, 1]$ the share of narrative x in discourse P , and similarly for $q(x)$. As a result, $O(P, Q) \in [0, 1]$.

4.5 Subject divergence

Subject divergence is defined as the difference in within-group attribution skews. Let $p_i(s)$ and $q_i(s)$ denote the proportion of attributions of object i by the Israeli-leaning and Palestinian-leaning groups, respectively, to actor side $s \in \{\text{IS}, \text{PA}, \text{UNK}\}$. IS includes Israeli actors (Israel/Israelis, IDF, Zionists, Jews), PA are Palestinian actors (Palestine/Palestinians, Hamas, Arabs, Muslims). UNK represents both other actors (e.g., US, UN, Iran, ...) and unknown actors (i.e., actors that were not specified in the text). As the subjects fall under one of those three actor groups, we get

$$p_i(\text{IS}) + p_i(\text{PA}) + p_i(\text{UNK}) = 1$$

and similarly for q_i . We then define the within-group attribution skews as

$$A_i^{\text{IL}} = p_i(\text{IS}) - p_i(\text{PA}), \quad A_i^{\text{PL}} = q_i(\text{IS}) - q_i(\text{PA}).$$

IL and PL denote the Israeli-leaning and Palestinian-leaning group respectively. The measure lies in $[-1, 1]$.

Subject divergence for object i is the difference in skews between groups:

$$D(i) = \frac{A_i^{\text{IL}} - A_i^{\text{PL}}}{2} = \frac{[p_i(\text{IS}) - p_i(\text{PA})] - [q_i(\text{IS}) - q_i(\text{PA})]}{2},$$

which also takes values in $[-1, 1]$. Negative values indicate a PA-skew of the IL group as compared to the PL group. That is the IL group emphasises Palestinian actors more than the PL group. Postive values indicate an IS-skew of the IL group.

For our analysis in section 2.1, we filter all UNK actors. From $p_i(\text{UNK}) = 0$ it follows that $p_i(\text{PA}) = 1 - p_i(\text{IS})$ and the formula for subject divergence reduces to

$$D(i) = p_i(\text{IS}) - q_i(\text{IS}). \quad (2)$$

References

- [1] McCoy, J., Rahman, T. & Somer, M. Polarization and the Global Crisis of Democracy: Common Patterns, Dynamics, and Pernicious Consequences for

- Democratic Politics. *American Behavioral Scientist* **62**, 16–42 (2018). URL <https://doi.org/10.1177/0002764218759576>. Publisher: SAGE Publications Inc.
- [2] Golder, M. Far Right Parties in Europe. *Annual Review of Political Science* **19**, 477–497 (2016). URL <https://www.annualreviews.org/content/journals/10.1146/annurev-polisci-042814-012441>. Publisher: Annual Reviews.
- [3] Dalton, R. J. & Berning, C. C. in *Ideological Polarization and Far-Right Parties in Europe* (eds Brinkmann, H. U. & Reuband, K.-H.) *Rechtspopulismus in Deutschland: Wahlverhalten in Zeiten politischer Polarisierung* 13–35 (Springer Fachmedien, Wiesbaden, 2022). URL https://doi.org/10.1007/978-3-658-33787-2_2.
- [4] Hartevelde, E., Mendoza, P. & Rooduijn, M. Affective Polarization and the Populist Radical Right: Creating the Hating? *Government and Opposition* **57**, 703–727 (2022). URL <https://www.cambridge.org/core/journals/government-and-opposition/article/affective-polarization-and-the-populist-radical-right-creating-the-hating/AF3377428E41C3C1D412E3517C0150E3>.
- [5] Krause, W., Cohen, D. & Abou-Chadi, T. Does accommodation work? Mainstream party strategies and the success of radical right parties. *Political Science Research and Methods* **11**, 172–179 (2023). URL <https://www.cambridge.org/core/journals/political-science-research-and-methods/article/does-accommodation-work-mainstream-party-strategies-and-the-success-of-radical-right-parties/5C3476FCD26B188C7399ADD920D71770>.
- [6] Jacoby, W. G. Is There a Culture War? Conflicting Value Structures in American Public Opinion. *American Political Science Review* **108**, 754–771 (2014). URL <https://www.cambridge.org/core/journals/american-political-science-review/article/is-there-a-culture-war-conflicting-value-structures-in-american-public-opinion/141B22BC55DFAB44ED65F045942AC3B1>.
- [7] Hesová, Z. Three Types of Culture Wars and the Populist Strategies in Central Europe. *Politologický časopis - Czech Journal of Political Science* **XXVIII**, 130–150 (2021). URL <https://www.cceol.com/search/article-detail?id=959858>.
- [8] Bolet, D. Drinking Alone: Local Socio-Cultural Degradation and Radical Right Support—The Case of British Pub Closures. *Comparative Political Studies* **54**, 1653–1692 (2021). URL <https://doi.org/10.1177/0010414021997158>. Publisher: SAGE Publications Inc.
- [9] Brown, K., Mondon, A. & Winter, A. The far right, the mainstream and mainstreaming: towards a heuristic framework. *Journal of Political Ideologies* **28**, 162–179 (2023). URL <https://doi.org/10.1080/13569317.2021.1949829>. Publisher: Routledge eprint: <https://doi.org/10.1080/13569317.2021.1949829>.

- [10] Galston, W. A. The Populist Challenge to Liberal Democracy. *Journal of Democracy* **29**, 5–19 (2018). URL <https://muse.jhu.edu/article/690069>.
- [11] Kydd, A. H. Decline, radicalization and the attack on the US Capitol. *Violence: An International Journal* **2**, 3–23 (2021). URL <https://doi.org/10.1177/26330024211010043>. Publisher: SAGE Publications Ltd.
- [12] Bastos, M. & Recuero, R. The Insurrectionist Playbook: Jair Bolsonaro and the National Congress of Brazil. *Social Media + Society* **9**, 20563051231211881 (2023). URL <https://doi.org/10.1177/20563051231211881>. Publisher: SAGE Publications Ltd.
- [13] Yasseri, T., Margetts, H., John, P. & Hale, S. *Political Turbulence: How Social Media Shape Collective Action* (Princeton University Press, 2016). URL <https://www.degruyter.com/document/doi/10.1515/9781400873555/html>.
- [14] Castelli Gattinara, P. & Pirro, A. L. P. The far right as social movement. *European Societies* **21**, 447–462 (2019). URL <https://doi.org/10.1080/14616696.2018.1494301>. Publisher: Routledge .eprint: <https://doi.org/10.1080/14616696.2018.1494301>.
- [15] Gilardi, F., Gessler, T., Kubli, M. & Müller, S. Social Media and Political Agenda Setting. *Political Communication* **39**, 39–60 (2022). URL <https://doi.org/10.1080/10584609.2021.1910390>. Publisher: Routledge .eprint: <https://doi.org/10.1080/10584609.2021.1910390>.
- [16] Bramson, A. *et al.* Understanding Polarization: Meanings, Measures, and Model Evaluation. *Philosophy of Science* **84**, 115–159 (2017). URL <https://www.cambridge.org/core/journals/philosophy-of-science/article/understanding-polarization-meanings-measures-and-model-evaluation/FFACA58EFC4A6E421107020290BF592C>.
- [17] Martino, E. D., Cinelli, M., Cerqueti, R. & Quattrociocchi, W. Quantifying Polarization: A Comparative Study of Measures and Methods (2025). URL <http://arxiv.org/abs/2501.07473>. ArXiv:2501.07473 [cs].
- [18] Lelkes, Y. Mass Polarization: Manifestations and Measurements. *Public Opinion Quarterly* **80**, 392–410 (2016). URL <https://doi.org/10.1093/poq/nfw005>.
- [19] Kish Bar-On, K., Dimant, E., Lelkes, Y. & Rand, D. G. Unraveling polarization: Insights into individual and collective dynamics. *PNAS Nexus* **3**, pgae426 (2024). URL <https://doi.org/10.1093/pnasnexus/pgae426>.
- [20] Cinelli, M. *et al.* Selective exposure shapes the Facebook news diet. *PLOS ONE* **15**, e0229129 (2020). URL <https://journals.plos.org/plosone/article?id=10.1371/journal.pone.0229129>. Publisher: Public Library of Science.

- [21] Robertson, R. E. *et al.* Users choose to engage with more partisan news than they are exposed to on Google Search. *Nature* **618**, 342–348 (2023). URL <https://www.nature.com/articles/s41586-023-06078-5>. Publisher: Nature Publishing Group.
- [22] Ekström, A. G., Madison, G., Olsson, E. J. & Tsapos, M. The search query filter bubble: effect of user ideology on political leaning of search results through query selection. *Information, Communication & Society* **27**, 878–894 (2024). URL <https://doi.org/10.1080/1369118X.2023.2230242>. Publisher: Routledge eprint: <https://doi.org/10.1080/1369118X.2023.2230242>.
- [23] Pournaki, A., Gaisbauer, F. & Olbrich, E. How Influencers and Multipliers Drive Polarization and Issue Alignment on Twitter/X. *Proceedings of the International AAAI Conference on Web and Social Media* **19**, 1599–1615 (2025). URL <https://ojs.aaai.org/index.php/ICWSM/article/view/35890>.
- [24] Bakshy, E., Messing, S. & Adamic, L. A. Exposure to ideologically diverse news and opinion on Facebook. *Science* **348**, 1130–1132 (2015). URL <https://www.science.org/doi/10.1126/science.aaa1160>. Publisher: American Association for the Advancement of Science.
- [25] Bessi, A. *et al.* Users Polarization on Facebook and Youtube. *PLOS ONE* **11**, e0159641 (2016). URL <https://journals.plos.org/plosone/article?id=10.1371/journal.pone.0159641>. Publisher: Public Library of Science.
- [26] Flamino, J. *et al.* Political polarization of news media and influencers on Twitter in the 2016 and 2020 US presidential elections. *Nature Human Behaviour* **7**, 904–916 (2023). URL <https://www.nature.com/articles/s41562-023-01550-8>. Publisher: Nature Publishing Group.
- [27] Sunstein, C. R. The Law of Group Polarization. *Journal of Political Philosophy* **10**, 175–195 (2002). URL <https://onlinelibrary.wiley.com/doi/10.1111/1467-9760.00148>.
- [28] Falkenberg, M. *et al.* Towards global equity in political polarization research (2025). URL <http://arxiv.org/abs/2504.11090>. ArXiv:2504.11090 [cs].
- [29] Simchon, A., Brady, W. J. & Van Bavel, J. J. Troll and divide: the language of online polarization. *PNAS Nexus* **1**, pgac019 (2022). URL <https://doi.org/10.1093/pnasnexus/pgac019>.
- [30] Németh, R. A scoping review on the use of natural language processing in research on political polarization: trends and research prospects. *Journal of Computational Social Science* **6**, 289–313 (2023). URL <https://doi.org/10.1007/s42001-022-00196-2>.

- [31] Karjus, A. & Cuskley, C. Evolving linguistic divergence on polarizing social media. *Humanities and Social Sciences Communications* **11**, 422 (2024). URL <https://www.nature.com/articles/s41599-024-02922-9>. Publisher: Palgrave.
- [32] Baier, C. Narratives of Post-Truth: Lyotard and the Epistemic Fragmentation of Society. *Theory, Culture & Society* **41**, 1–16 (2023). URL <https://doi.org/10.1177/02632764231162027>.
- [33] Somers, M. R. The Narrative Constitution of Identity: A Relational and Network Approach. *Theory and Society* **23**, 605–649 (1994). URL <https://www.jstor.org/stable/658090>. Publisher: Springer.
- [34] Bliuc, A.-M. & Chidley, A. From cooperation to conflict: The role of collective narratives in shaping group behaviour. *Social and Personality Psychology Compass* **16**, e12670 (2022). URL <https://onlinelibrary.wiley.com/doi/abs/10.1111/spc3.12670>.
- [35] Oschatz, C. & Marker, C. Long-term Persuasive Effects in Narrative Communication Research: A Meta-Analysis. *Journal of Communication* **70**, 473–496 (2020). URL <https://doi.org/10.1093/joc/jqaa017>.
- [36] Antinyan, A., Bassetti, T., Corazzini, L. & Pavesi, F. Narratives and opinion polarization: a survey experiment. *Scientific Reports* **14**, 19732 (2024). URL <https://www.nature.com/articles/s41598-024-70012-6>. Publisher: Nature Publishing Group.
- [37] Loru, E. *et al.* Ideology and polarization set the agenda on social media. *Scientific Reports* **15**, 35816 (2025). URL <https://www.nature.com/articles/s41598-025-19776-z>. Publisher: Nature Publishing Group.
- [38] Pournaki, A. Conflicting narratives and polarization on social media (2025). URL <http://arxiv.org/abs/2507.15600>. ArXiv:2507.15600 [cs].
- [39] Greimas, A. J. *Structural semantics: an attempt at a method* (University of Nebraska Press, Lincoln, 1984). (Original work published 1966).
- [40] Bar-Tal, D., Oren, N. & Nets-Zehngut, R. Sociopsychological analysis of conflict-supporting narratives: A general framework. *Journal of Peace Research* **51**, 662–675 (2014). URL <https://doi.org/10.1177/0022343314533984>.
- [41] Newman, N., Arguedas, A. R., Robertson, C. T., Nielsen, R. K. & Fletcher, R. Reuters Institute digital news report 2025. Tech. Rep., Reuters Institute for the Study of Journalism (2025). URL <https://reutersinstitute.politics.ox.ac.uk/digital-news-report/2025>.
- [42] Han, J., Lee, Y., Lee, J. & Cha, M. News comment sections and online echo chambers: The ideological alignment between partisan news stories and their user

- p comments.
- Journalism*
- 24**
- , 1836–1856 (2023). URL
- <https://doi.org/10.1177/14648849211069241>
- . Publisher: SAGE Publications.
- [43] Polletta, F. & Callahan, J. Deep stories, nostalgia narratives, and fake news: Storytelling in the Trump era. *American Journal of Cultural Sociology* **5**, 392–408 (2017). URL <https://doi.org/10.1057/s41290-017-0037-7>.
 - [44] Milli, S. *et al.* Engagement, user satisfaction, and the amplification of divisive content on social media. *PNAS Nexus* **4**, pgaf062 (2025). URL <https://doi.org/10.1093/pnasnexus/pgaf062>.
 - [45] Rieder, B., Padilla, A. & Coromina, Ò. Forgetful by design? A critical audit of YouTube’s search API for academic research. *Information, Communication & Society* **0**, 1–20 (2025). URL <https://doi.org/10.1080/1369118X.2025.2591767>. Publisher: Routledge .eprint: <https://doi.org/10.1080/1369118X.2025.2591767>.
 - [46] Bastos, M. T., Mercea, D. & Charpentier, A. Tents, Tweets, and Events: The Interplay Between Ongoing Protests and Social Media. *Journal of Communication* **65**, 320–350 (2015). URL <https://doi.org/10.1111/jcom.12145>.
 - [47] Elfes, J. *Mapping News Narratives Using LLMs and Narrative-Structured Text Embeddings*. (eds Twyman, M. *et al.*) *Proceedings of the 17th ACM Web Science Conference 2025*, 326–337 (ACM, NJ, USA, 2025). URL <https://doi.org/10.1145/3717867.3717868>.
 - [48] Finlayson, M. A. ProppLearner: Deeply annotating a corpus of Russian folktales to enable the machine learning of a Russian formalist theory. *Digital Scholarship in the Humanities* **32**, 284–300 (2017). URL <https://doi.org/10.1093/llc/fqv067>.
 - [49] Gervás, P. & Méndez, G. *Tagging Narrative with Propp’s Character Functions Using Large Language Models*. (eds Campos, R., Jorge, A. M., Jatowt, A., Bhatia, S. & Litvak, M.) *Proceedings of the Text2Story’24 Workshop*, 137–148 (CEUR-WS.org, Glasgow, 2024). URL <https://ceur-ws.org/Vol-3671/paper12.pdf>.
 - [50] Stambach, D., Antoniak, M. & Ash, E. *Heroes, Villains, and Victims, and GPT-3: Automated Extraction of Character Roles Without Training Data*. (eds Clark, E., Brahman, F. & Iyyer, M.) *Proceedings of the 4th Workshop of Narrative Understanding (WNU2022)*, 47–56 (Association for Computational Linguistics, Seattle, United States, 2022). URL <https://aclanthology.org/2022.wnu-1.6/>.

Appendix A Narrative polarisation: robustness checks and additional results

Table A1: Permutation test results for subject divergence in the transcripts. Observed divergence shows the subject divergence between the partisan groups reported in Figure 3. p -values are computed using a permutation test ($n=3000$). Bonferroni and FDR columns report adjusted p -values for multiple comparisons.

Object	Observed divergence	p -value	FDR	Bonferroni
rights/freedoms	0.248*	0.030	0.052	0.210
violence	-0.430***	< 0.001	< 0.001	< 0.001
peace	-0.029	0.766	0.766	1.000
information	-0.177	0.120	0.168	0.842
territory	-0.184*	0.020	0.047	0.142
power	-0.087	0.290	0.339	1.000
security/safety	0.183**	0.002	0.008	0.016

*** $p < 0.001$, ** $p < 0.01$, * $p < 0.05$

Table A2: Permutation test results for subject divergence in the comments. Observed divergence shows the subject divergence between the partisan groups reported in Figure 3. p -values are computed using a permutation test ($n=3000$). Bonferroni and FDR columns report adjusted p -values for multiple comparisons.

Object	Observed divergence	p -value	FDR	Bonferroni
rights/freedoms	0.040**	0.004	0.006	0.028
territory	-0.109***	< 0.001	< 0.001	< 0.001
violence	-0.051***	< 0.001	< 0.001	< 0.001
peace	0.146***	< 0.001	< 0.001	< 0.001
information	0.010	0.561	0.655	1.000
power	-0.000	0.973	0.973	1.000
security/safety	0.123***	< 0.001	< 0.001	< 0.001

*** $p < 0.001$, ** $p < 0.01$, * $p < 0.05$

Table A3: Share of missing actants in the transcripts and the comments.

Actant	Transcripts	Comments
Subject	9 %	8 %
Object	1 %	0 %
Sender	43 %	44 %
Receiver	36 %	38 %
Helper	74 %	83 %
Opponent	45 %	53 %

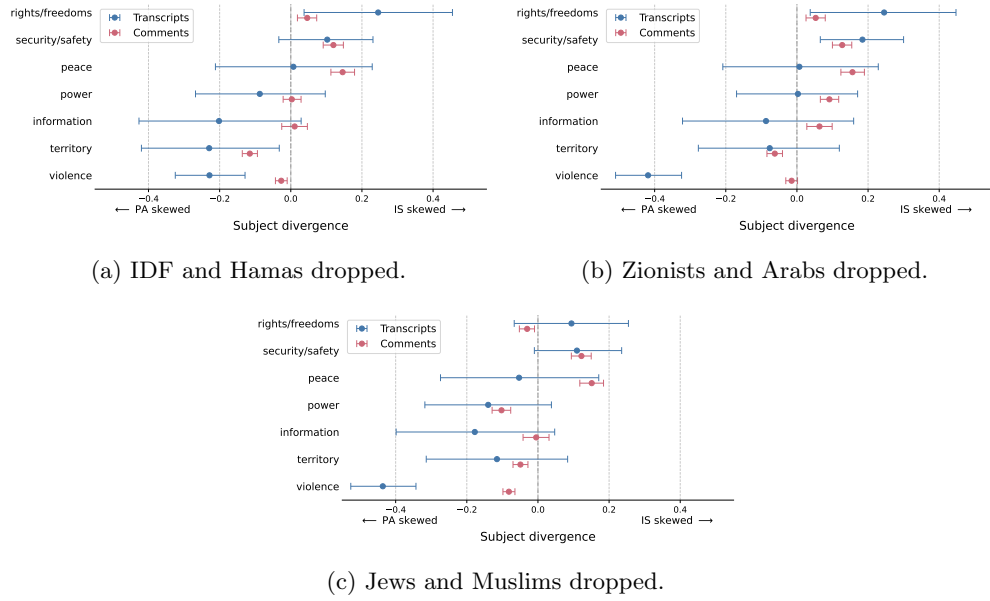


Fig. A1: Subject divergence in comments and transcripts. Shown are the attribution patterns of the Subject role for different actors, varying the actor groupings used in the main text. The main-text grouping (Fig. 3) categorises Israeli actors as IDF, Israel/Israelis, Jews and Zionists, and Palestinian actors as Arabs, Hamas, Muslims and Palestine/Palestinians. Panels (a)–(c) vary these groupings by dropping actor pairs: (a) IDF and Hamas, (b) Zionists and Arabs, and (c) Jews and Muslims. Error bars represent 95 % bootstrap confidence intervals ($n=3000$).

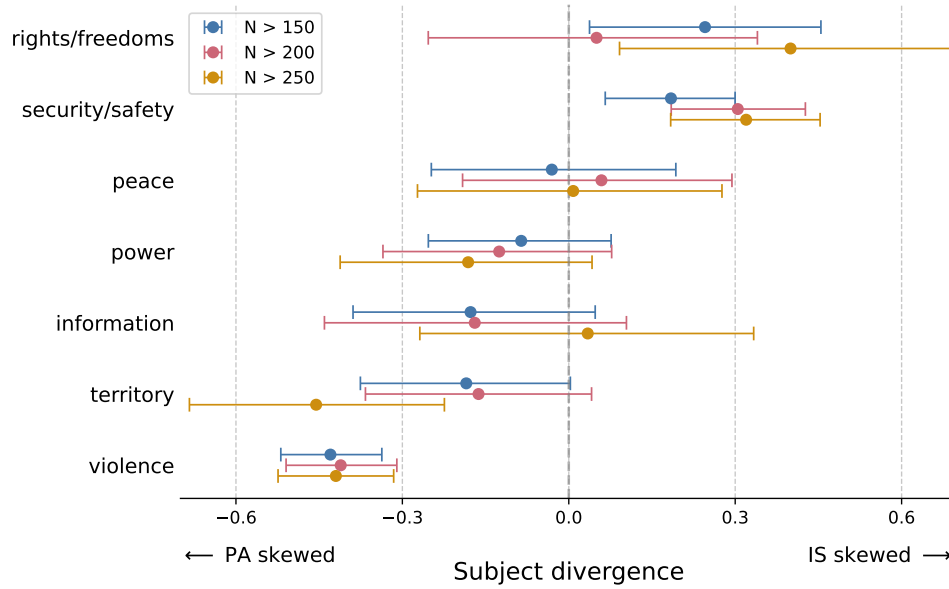
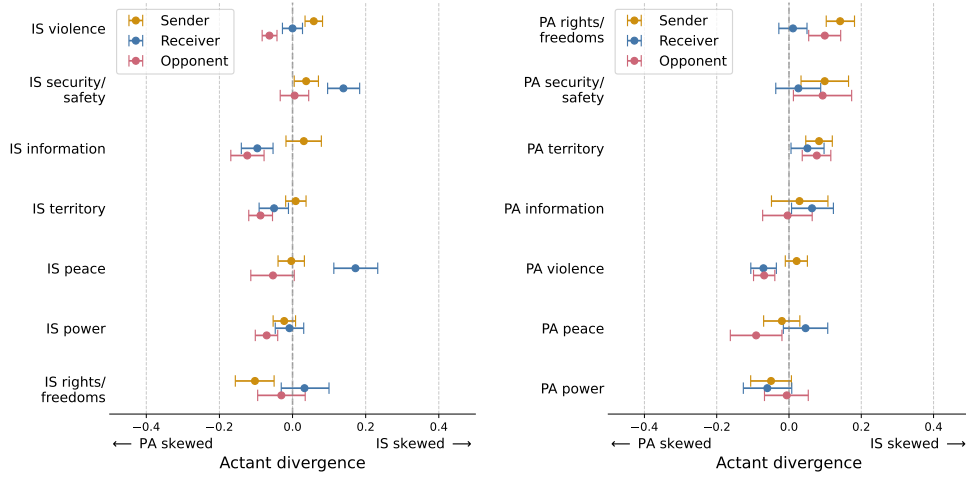
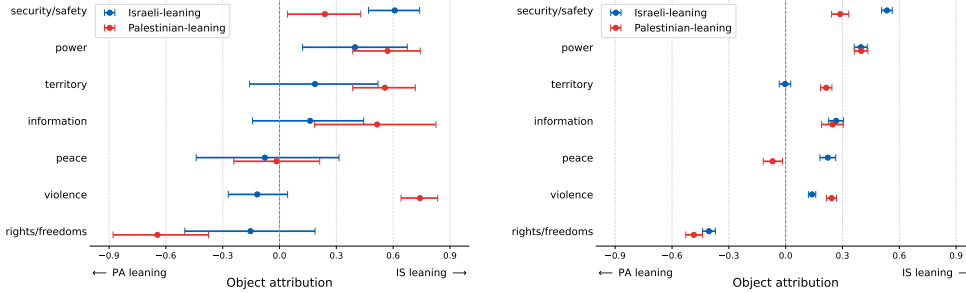


Fig. A2: Subject divergence in comments and transcripts. Shown are the attribution patterns of the Subject role for different actors. The figure mirrors the main-text analysis (Fig. 3), but varies the minimum length of the transcript segments from 150 in the main to 250. Error bars represent 95 % bootstrap confidence intervals (n=3000).



(a) Surface-level narratives with IS Subject (b) Surface-level narratives with PA Subject

Fig. A3: Actant divergence in the comments. Shown are the attribution patterns of the Sender, Receiver and Opponent roles across Subject-Object combinations. Negative values reflect greater attribution of a role by the Israeli-leaning group (relative to the Palestinian-leaning group) to Palestinian actors, whereas positive values reflect greater attribution to Israeli actors. Error bars represent 95 % bootstrap confidence intervals (n=3000).



(a) Transcripts

(b) Comments

Fig. A4: Object attribution in comments and transcripts. Object attribution captures the degree to which Palestinian-leaning (red) and Israeli-leaning (blue) groups attribute objects to conflict actors. Values near zero indicate an equal attribution to both Israeli and Palestinian actors. Values close to -1 indicate a strong attribution to Palestinian actors, while values close to 1 indicate a strong attribution to Israeli actors. Error bars represent 95 % confidence intervals through bootstrapping (n=3000).

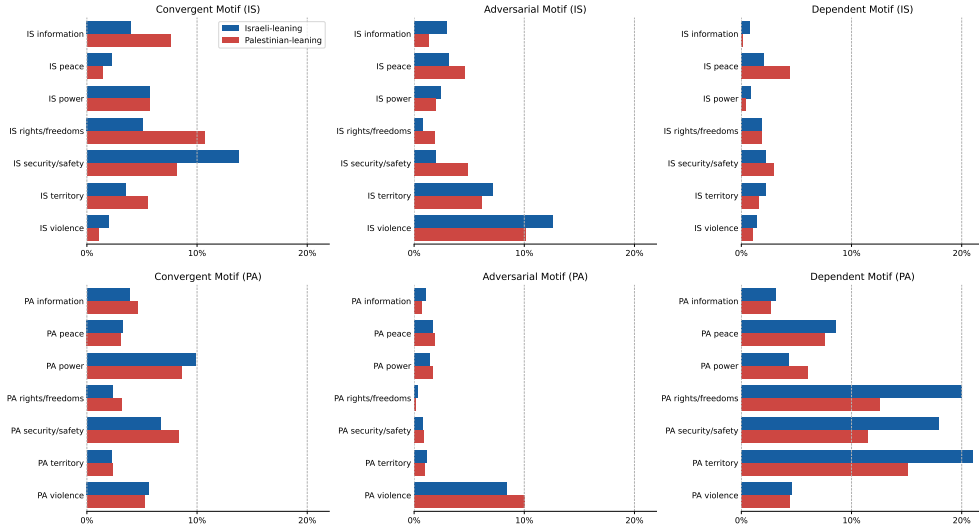


Fig. A5: Narrative motifs for each surface-level narrative in the comments. Values indicate the share of a specific motif for each surface-level narrative within a partisan group. The top row focuses on Israeli actors as the Subject, the bottom row on Palestinian actors. The convergent motif positions one side simultaneously as Subject, Sender, and Receiver. The adversarial motif positions one side as Subject and Sender, the other as Receiver and Opponent. The dependent motif positions one side as Subject and Receiver, the other as Sender and Opponent.