

Composable Verification in the Circuit-Model via Magic-Blindness

Sami A. Sater, Harold Ollivier

DI-ENS, Ecole Normale Supérieure (Université PSL, CNRS, INRIA),
45 rue d’Ulm, Paris 75005, France.

January 13, 2026

Abstract

As quantum computing machines move towards the utility regime, it is essential that users are able to verify their delegated quantum computations with security guarantees that are (i) robust to noise (ii) composable with other secure protocols and (iii) exponentially stronger as the number of resources dedicated to security increase. Previous works that achieve these guarantees and provide modularity necessary to optimization of protocols to real-world hardware are most often expressed in the Measurement-Based Quantum Computation (MBQC) model. This leaves architectures based on the circuit model—in particular those using the Magic State Injection (MSI)—with less options to verify their computations or with the need to compile their circuits in MBQC which leads to overheads.

This paper introduces a family of noise robust, composable and efficient verification protocol for Clifford + MSI circuits that are secure against arbitrary malicious behavior. This family contains the verification protocol of Broadbent (2018, ToC), extends its security guarantees while also bridging the modularity gap between protocols for MBQC and those for the circuit model, and reducing quantum communication costs. As a result, it opens the prospect of rapid implementation tailored to near-term quantum devices.

Our technique is based on a refined notion of blindness, called magic-blindness, which hides only the injected magic states—the sole source of non-Clifford computational power. This enables verification by randomly interleaving computation rounds with classically simulable, magic-free test rounds, leading to a trap-based framework for circuit verification. As a result, circuit-based quantum verification attains the same level of security and robustness previously known only in MBQC. It also optimizes the quantum communication cost as transmitted qubits are required only at the location of state injections.

1 Introduction

1.1 Context and motivation

The advent of quantum computing as a service and the nearing of the quantum-utility regime—where quantum computers will be able to tackle useful problems beyond the reach of classical computers—asks for more trust to be built into the ecosystem [1]. In essence, it asks for ensuring that the results of quantum computations cannot be spoofed easily while recognizing that checking the results of quantum computations cannot be done by recomputing them using classical means. Indeed, even reproducing the computation on a different quantum computer is not of much help as current machines require tailoring the computation to their hardware specifications—e.g. with noise-model aware error mitigation techniques—in a way that would prevent meaningful comparisons.

This question is formalized through Quantum Prover Interactive Proof (QPIP) systems where a BPP—for Bounded Probabilistic Polynomial time—verifier checks the results of a BQP computation provided by an all-powerful quantum prover. We find this situation in particular in the context of Delegated Quantum Computing (DQC), where a Client delegates a quantum computation to a Server. The Client plays the role of the verifier and the Server is the prover. Several kinds of protocols achieving verification of quantum computations exist [2, 3, 4, 5, 6] and have essentially settled the question from a theoretical perspective. Yet, from a practical one, the situation is less satisfactory. All these protocols have overheads that impose an untenable trade-off between computational power and security as machines—especially those in the pre-utility regime—are

strongly resource-constrained. Yet, verification of quantum computation is a worthwhile task in the pre-utility regime. The reason is that it provides a (the only?) rigorous way to ascertain claims made on the computational capabilities of quantum devices.

This has motivated the quest for efficient strategies to verify quantum computations. This article contributes to this broad line of research by introducing a large class of verification protocols well adapted to circuit model architectures with magic state injection, which complements and modularizes the few strategies available in the circuit-model [5, 7].

1.2 Related Works

Verification was recognized early on as a major tool for establishing trust in quantum computation [8] as well as to tackle the more fundamental question of falsifiability of quantum mechanics [9, 10]. This set up several lines of research to uncover protocols achieving verification of problems in BQP. This has yielded to three different broad classes of protocols. The first two ones grant the Client with the additional ability to operate on a single-qubit register as well as to use a quantum communication channel. The protocols introduced in [2, 3] rely on quantum authentication schemes while the one of [4] exploits specifics of the Measurement-Based Quantum Computing (MBQC) model. Their main feature is to offer statistical security. This is in contrast to the work of [6] which does not require a Client with any quantum ability, but comes at the expense of a security based on computational hardness assumptions.

As such the practicality of these protocols is however limited. This is because they incur a large overhead needed for guaranteeing their security. In spite of their difference, they rely on the generic idea that verification is achieved by making parts of the computation inaccessible to a malicious Server by embedding it into a much larger Hilbert space—hence the overhead. Then, the verification proceeds by running statistical checks on parts of the larger Hilbert space not used for computation, allowing to probe the honesty of the Server.

Much of the latest work on optimizing protocols for real hardware has relied on the MBQC approach and on reaping the benefits of proving the security of [4] in the stringent Abstract Cryptography (AC) security framework [11]. This framework grants the ability to compose AC-secure protocols in parallel or sequentially without having to reprove their security in the context of a larger protocol—something that would otherwise be needed as standard game-based security guarantees do not compose. Indeed, Ref. [12] modularized MBQC-based protocols in a way that allowed to optimize each module separately and adapt them to hardware constraints, yielding several concrete protocols [13, 14, 15, 16] that led to proof of concept experiments [17, 18, 19]. More precisely [12] proposed a template protocol that relies on randomly interleaving computation rounds and test rounds, where the latter are easy—classically simulable—quantum computations yielding deterministic outcomes that are called *traps*. The verification strategy is then to delegate all rounds to the Server using the Universal Blind Quantum Computing (UBQC) protocol [20]. This ensures that computation and test rounds are indistinguishable from one another and that the test rounds can then be effectively used to probe the behavior of the Server.

While these protocols achieve zero space-overhead when compared to the unprotected computation, their reliance on the MBQC model makes them less adapted to architectures that are close to the circuit model for quantum computation—in particular those based on the Clifford + Magic-State Injection (MSI) model. This is because compiling a circuit into a measurement pattern already introduces space overhead. In fact, protocols [5, 7] are the only ones known to optimize space-overhead in the circuit model and to be good candidates for pre-utility implementations. But even so, they lack useful characteristics such as composability and most importantly modularity required for further optimization.

1.3 Contributions

The stark contrast between MBQC and circuit model with respect to the quantity of available verification strategies raises several questions:

- Can verification in the circuit model achieve the same advantages as MBQC-based verification—composability, noise-robustness, and exponential security—while having the necessary modularity required for hardware optimized implementations?
- Is there a blind delegation protocol for Clifford + MSI circuits that underlies circuit-model verification in the same way that UBQC does for MBQC?
- And if yes, does this abstraction then allow to benefit from the versatility in the trap constructions that has been put at work for unlocking proof of concepts in the MBQC model?

This work establishes the missing cryptographic and conceptual foundations for verification of delegated quantum computations in the circuit model and answers the above questions in a constructive manner. Rather than proposing a single new protocol, we identify and formalize the primitives that make composable trap-based verification possible. Our contributions are threefold.

Composable magic-blind delegation in the circuit model. We introduce a composable delegation protocol with a blindness property that is sufficient for the verification of Clifford + MSI circuits, where the MSI are used to implement T gates. More precisely, working in the AC-security framework, we isolate an ideal resource that allows a Client to delegate a computation to a Server while hiding whether it is the original computation or one in which the magic states have been replaced by stabilizer states, thus yielding a classically simulable computation. Since the presence of non-stabilizerness is referred to as *magic* in the literature, we call such a resource *magic-blind delegated quantum computation* (Resource 3).

Crucially, this abstraction implies that only the input qubits and the injected resource states need to be hidden: the public Clifford structure can be executed directly by the Server. As a result, the Client’s quantum communication scales with $n + t$, where n is the input size and t is the number of state injections (i.e., the T -count), rather than with the size of the entire circuit as in MBQC-based approaches.

It is constructed from intermediate functionalities using composable security: one that allows a Client to delegate a Clifford layer while hiding whether a magic state is injected (Resource 1), and one that allows delegation of a Clifford layer followed by Pauli measurements while hiding the underlying quantum state (Resource 2). Those constructions are described in Section 3. While clearly being inspired by the gadget of [5], these resources are more atomic and allow a greater freedom when generating test rounds.

Theorem 5 (Security of Magic-Blind DQC, informal). *For any computation specified by a sequence of Clifford and single-qubit state injection layers, the Magic-Blind DQC protocol allows a Client to delegate the computation while revealing to the Server only the Clifford structure. The Client’s quantum communication consists of $n + t$ qubits, where n is the input size and t is the number of injected states.*

Efficient and composable verification in the circuit-model. Building up on the above, we provide a composable verification protocol in the circuit-model. We show that it is efficient as its security error is negligible, and is tolerant to global noise provided it is under some given threshold.

The protocol presented in Section 4 works by using the Magic-Blind DQC to interleave blindly test and computation rounds. Each test is designed as a computation with same Clifford structure but only stabilizer states are injected that makes the measurement outcome of a chosen qubit deterministic, so that it can be checked efficiently. It is then possible to show that the security error is decreasing exponentially with the number of rounds, and quantum communication per round is scaling linearly in the T -count:

Theorem 6 (Security of Verified DQC, informal). *For any computation described in the Clifford + T model, the Verified Delegated Quantum Computation Protocol 5 is composable secure and ensures that, with probability exponentially close to one a dishonest Server is caught and an honest but noisy Server is accepted.*

A trap-based verification framework in the circuit-model. Taking a step back, we show that the same construction offers more than just a protocol. Indeed, magic-blind delegation induces a natural class of indistinguishable computations that comprises the circuits that share the same Clifford skeleton but differ in their injected states. The trap design used in Section 4.1 is a particular choice, but in Section 4.3 we generalize it and show it can be made modular. As a result, we provide a versatile *trap-based verification framework in the circuit model*. In particular, Broadbent’s verification protocol [5] can be casted into this framework. It also makes explicit the structural origin of circuit-model traps and enables the systematic construction of families of verification protocols with identical security guarantees, in direct analogy with the trappification framework for MBQC [12].

1.4 Technical overview

Most recent verification protocols follow the same paradigm. The Client has an initial quantum computation C , described in a *computation model* that she wants to delegate to a quantum Server.

She uses a *blind delegation protocol* that embeds her initial computation in a *class of indistinguishable quantum computations* \mathfrak{C} . This prevents the Server from knowing if the instance requested by the Client is the initial computation or any other one in the class.

Among \mathfrak{C} , there are instances that are classically simulable and yield deterministic measurement outcomes on some output qubits. These are called *traps*: configurations of the input state to make a chosen output qubit’s measurement outcome deterministic. It could also be generalized to the parity of the outcomes of a chosen subset of qubits. Then, for a chosen number of rounds, the Client delegates either the initial computation or one of the instances with traps, and rejects the overall outcome if the number of triggered traps exceeds a certain threshold. This is the essence of the *Test/Computation paradigm* and it is depicted in figure 1.

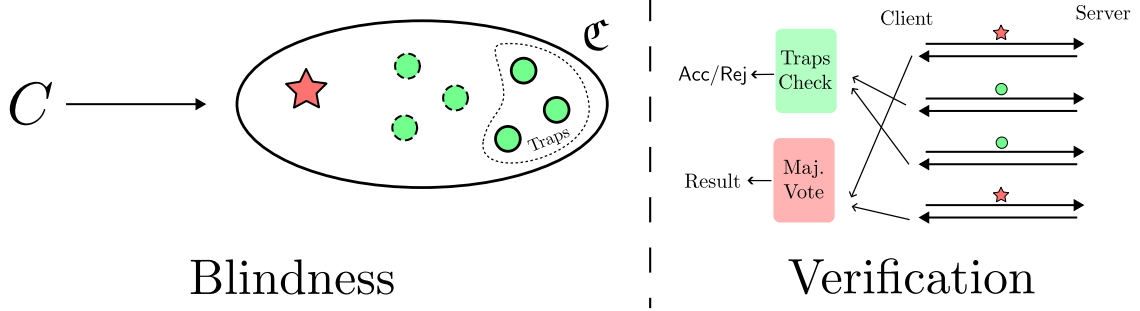


Figure 1: The Test/Computation paradigm. On the left picture, a blinding protocol embeds a computation C in a class of computations \mathfrak{C} which contains the initial computation (denoted by a red star) and other instances that are classically simulable (denoted by green circles), which are all indistinguishable when delegated under the protocol. Among those instances, those which provide deterministic measurement outcomes are named *traps*. In the Verification protocol, traps and computation are blindly delegated to the Server: the trap outcomes are checked by the Client to yield the acceptance/rejection decision, while the computation outcomes are aggregated via a majority vote.

Our work introduces modular constructions tailored to computations described as a sequence of “Clifford + Magic-State Injection” layers. This representation captures both standard circuit-model architectures and measurement-based implementations, since in both cases non-Cliffordness is realized through the injection of single-qubit resource states followed by Clifford processing.

Blindness. The central idea is to exploit the fact that, in this model, the computational non-classicality is carried by the injected states, while the surrounding Clifford structure is efficiently simulable and can be made public. By hiding which single-qubit states are injected the Client can make different computations indistinguishable to the Server: genuine quantum computations using magic states, and classically simulable test computations obtained by injecting only stabilizer states.

This is formalized through a blindness primitive that we call *magic-blindness*: the Server cannot tell whether a given injection step is a magic state injection to implement a T gate or a stabilizer state injection, meaning injecting eigenstates of $\pm X$, $\pm Y$, or $\pm Z$. The set of possible injections is thus $\mathcal{A} = \{T, \pm X, \pm Y, \pm Z\}$.

The resulting protocol is *Magic-Blind Delegated Quantum Computation*, whose behavior is presented informally below.

Informal Protocol 4 Magic-Blind Delegated Quantum Computation

Client sends an encrypted input state to the Server.

for $i \leq t$ **do**

 Server applies public Clifford layer C_i .

 Client and Server perform a blind state-injection gadget.

Server applies final Clifford C_{t+1} and measures all qubits, Client decodes.

The core idea of the protocol is for the Client to apply a Pauli encryption on the states before being sent, to perfectly blind the content of the states through a quantum one-time pad, and keep track of the evolution of the Pauli frame to later undo this encryption by decoding measurements outcomes returned by the Server. Since all operations that the Server is supposed to apply are Clifford, this tracking is efficient. Intuitively, if the Server is not honest, it might return a bad

result—we deal with those in the Verification part—but it never learns the content of the state, which is what matters for our purposes.

This protocol is built by composing sub-protocols leveraging composability for its security. The first one makes the Server do a Clifford layer followed by a state injection, where all the qubits are blinded. It is used for as many layers as the computation has. Then a final Clifford layer followed by measurements, where all the qubits are again blinded. Section 3.1 constructs the blind state-injection gadget, and Section 3.2 constructs a the blind measurements protocol. Composing them yields magic-blind delegation in Section 3.3.

The obtained security result is that from the Server’s point of view, all computations sharing the same Clifford structure are statistically indistinguishable, regardless of the input or of which states are injected.

Verification. The Verification protocol introduced in Section 4.2 follows the Test/Computation paradigm.

Informal Protocol 5 Verified Delegated Quantum Computation

Client inputs: n -qubit (classical) state ρ , quantum computation C , parameters d, s, w .
 Client chooses a random partition of d computation and s test rounds. \triangleright *Private set-up*
 Client delegates the rounds blindly using Informal Protocol 4. \triangleright *Blind delegation*
 If more than w test rounds had trap failures, abort; else go to next step. \triangleright *Traps check*
 If output z has more than $d/2$ occurrences, output z ; else $z \oplus 1$. \triangleright *Majority vote*

The Client uses the same public Clifford layers C_i for all the rounds. What differs between computation and test rounds is only the choice of injected single-qubit states. Since this is never learnt by the Server and test and computations are placed at random, its deviation hits them at random.

Traps design. In computation rounds, the Client sets $A_i = \mathbb{T}$ for all i , thereby realizing the intended non-Clifford computation. In test rounds, the Client instead chooses $A_i \in \{\pm X, \pm Y, \pm Z\}$, so that all injected states are stabilizers and the resulting computation is entirely Clifford and hence classically predictable on selected output qubits.

To build a trap, there is an additional requirement: there must be determinism in the measurement outcomes. To ensure that, we first choose the measurement we want to make deterministic, and backwards-compute the state and ancillas that must be initially prepared. Since the measurements are Pauli, and all the transformations are Clifford circuits, such a procedure is done using the stabilizer formalism: performing a Z -basis measurement on qubit i (*i.e* measuring observable Z_i) after a Clifford circuit G yields a deterministic outcome if the input state is a $+1$ -eigenstate of $G^\dagger Z_i G$. This is presented in Section 4.1, and generalized in Section 4.3, where we show that there exist multiple strategies to build traps. As long as they are chosen to detect any Server deviation, all those strategies yield verification with the same security guarantees. This results in an extension of the previous verification protocol paradigm, including now a “Traps design” step (depicted on Figure 2), which offers degrees of freedom for verification, since traps satisfying hardware constraints (such as being restricted to some form of input state) can be derived.

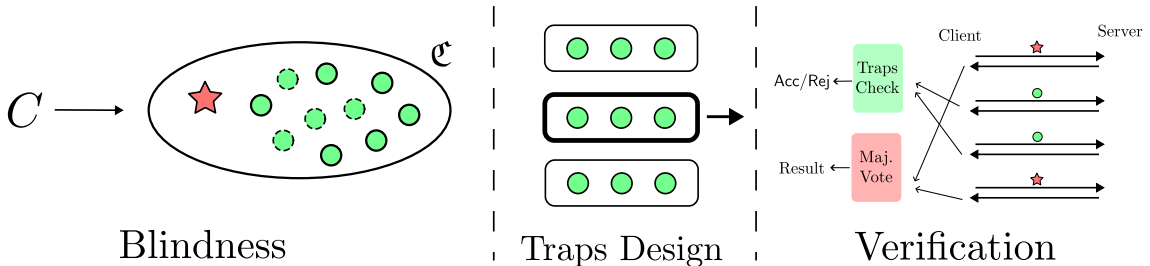


Figure 2: Same protocol paradigm as Figure 1, but with the definition of generalized traps, the Client has more freedom to design traps. Choosing one appropriate set of traps (that detects all Server deviations) is enough to proceed with verification.

Reduction to Pauli deviations. To ensure verification, the central question is now: how to model malicious deviations that are affecting the computation? The answer is similar as the

one provided in [4, 5, 12]. Due to the Pauli encryption of the qubits sent by the Client, any Server deviation can be reduced to a convex combination of Pauli operators applied before the measurements, after an honest execution of the unitary part of the protocol. This is presented in Section 3.4 for the magic-blind delegation protocol.

In Section 4.1, we design traps to detect Pauli deviations, since by the above reduction, detecting them is enough to detect any malicious behavior. The traps design becomes now straightforward: the impact of a Pauli deviation on a deterministic Pauli measurement outcome is either to flip it deterministically (if it anti-commutes with the measurement observable) or not affect it (if it commutes). This yields a classification of Pauli deviations in *harmful* (flips at least one measurement outcome) and *harmless* (doesn't flip any measurement outcome) deviations. The crucial requirement to yield a secure verification protocol is thus for the Client to have a set of traps that are able to detect all the Pauli deviations that risk corrupting the result of the computation. We show that this is met by our trap design.

Exponential security. Once it is made sure that any harmful Pauli deviation is detected by at least one of the Client's traps, the security of the verification protocol can be reduced to the following question. Given a random partitioning of the test/computation rounds, what is the probability that less than w traps failure were recorded while more than $d/2$ computation rounds were affected by a harmful deviation? As in [13], we show that this probability decreases exponentially with N the total number of rounds of the protocol.

2 Preliminaries

2.1 Notations

- Bit strings \mathbf{a} are in bold, with subscript a_i is accessing the i -th bit, and $|\mathbf{a}|$ denoting its size. Concatenation is denoted by $||$.
- Unitaries are in C font, application on quantum state is $\mathsf{C}[\rho] = \mathsf{C}\rho\mathsf{C}^\dagger$
- Unitary with index means that on the unspecified indices, it values to the identity.
- For a tensor product E of n unitaries, let $[\mathsf{E}]_i$ denote the i -th unitary of the tensor product ($i \leq n$).
- We write the set of angles multiples of $\pi/2$, $\Theta = \{0, \pi/2, \pi, 3\pi/2\}$

2.2 Quantum Computations

Bounded-error quantum computation (BQP). The BQP complexity class consists of languages decidable in polynomial time on a quantum computer with bounded error. Formally, a language L is in BQP if there exists a uniform family of polynomial-size quantum circuits that decides L with error probability upper-bounded by a constant $c < \frac{1}{2}$, meaning that the output of the circuit satisfies

$$\Pr[C(x) = 1] > 1 - c \quad \text{if } x \in L,$$

and

$$\Pr[C(x) = 0] > 1 - c \quad \text{if } x \notin L.$$

Standard amplification techniques such as performing a *majority vote* over $d \in \mathbb{N}$ rounds allow to reach an error probability scaling as $\exp(-d)$.

The Pauli and Clifford groups. In this work, we write \mathcal{P}_n for the Pauli group on n qubits, defined as

$$\mathcal{P}_n = \{\pm 1, \pm i\} \times \{\mathbb{1}, \mathsf{X}, \mathsf{Y}, \mathsf{Z}\}^{\otimes n}.$$

By definition, the Clifford group \mathcal{C}_n over n -qubits is a subgroup of the unitary group that normalizes the Pauli group: for any $\mathsf{C} \in \mathcal{C}_n$ and any $\mathsf{P} \in \mathcal{P}_n$, we have $\mathsf{C}\mathsf{P}\mathsf{C}^\dagger \in \mathcal{P}_n$. The Clifford group is generated by the single-qubit gates H and P (where P is the $\pi/2$ Z -rotation) together with the two-qubit gate CNOT .

Clifford and T gates. Let C be a n -qubit quantum circuit, and let T denote the T -gate, the single-qubit unitary $T = \text{diag}(1, e^{i\pi/4})$. It is a standard result that the gate set formed by the n -qubit Clifford group \mathcal{C}_n and the T -gate is universal for quantum computation on n qubits: any polynomial-size quantum circuit can be efficiently approximated by a polynomial-size circuit composed solely of Clifford and T gates [21]. Any approximation error arising from this compilation can be absorbed into the overall bounded-error parameter c . Since Clifford gates can permute and swap qubits, we may assume without loss of generality that every T -gate acts on the n -th qubit. Thus, in this work, we consider a BQP computation described by a quantum circuit C on n qubits decomposed in the Clifford and T model as

$$C = C_{t+1} \circ T_n \circ C_t \circ \dots \circ T_n \circ C_1, \quad (1)$$

where $C_i \in \mathcal{C}_n$ for all i , and we refer to $\{C_i\}_i$ as the *Clifford structure* of the computation C . This is depicted in Figure 3.

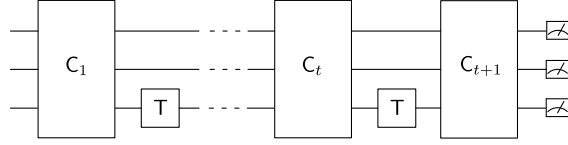


Figure 3: Quantum Computation described in the Clifford + T model, with t non-Clifford steps represented by T -gates.

Measurements. Without loss of generality, we assume in this paper that measurements are performed in the computational basis. Outcomes are eigenvalue of the observable $(\mathbb{1} - Z)/2$, that is 0 and 1.

Magic-State Injection [22]. In most quantum computing architectures, T -gates are implemented by the use of a Clifford circuit, the injection of an ancillary qubit prepared in a $T|+\rangle$ state, a Pauli measurement, and a Z -rotation of angle $\pi/2$ and Pauli X correction conditioned on the measurement outcome. Since this specific quantum state allows to perform the T -gate using Clifford operations only (and a measurement in a Pauli basis, standard in all implementations), it is often referred to in the literature as a *Magic State*. By convention, we will write $|T\rangle = T|+\rangle$. We also write F the circuit consisting of a $CNOT$ (where target is the qubit on which the T -gate is intended) followed by a $SWAP$, as depicted on Figure 4. In the considered model of computation,

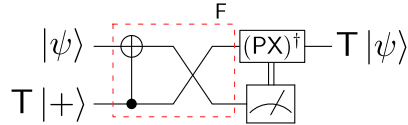


Figure 4: Magic-State Injection, to implement a T -gate.

the T -gate only acts on the n -th qubit, and the i -th one uses an ancilla labelled as qubit $n+i$, so we formally define $F_i = \text{SWAP}_{n+i,n} \circ \text{CNOT}_{n+i,n}$. The circuit of Figure 3, on n qubits, becomes the circuit of Figure 5.

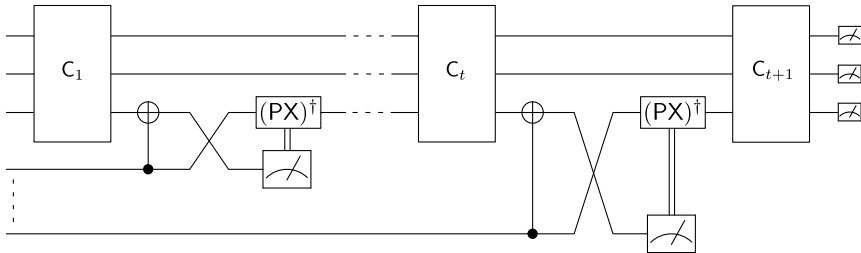


Figure 5: Quantum Computation in the Clifford + MSI model, with t non-Clifford steps represented by Magic-State Injection.

Stabilizer States. We say that a state $|\psi\rangle$ is stabilized by operator P if $|\psi\rangle$ is a $+1$ eigenstate of P , meaning $P|\psi\rangle = |\psi\rangle$. *Stabilizer states* are stabilized by a maximal Abelian subgroup of \mathcal{P}_n . For instance, $|0\rangle$ is stabilized by Z , while $|1\rangle$ is stabilized by $-Z$. There are 6 single-qubit stabilizer states. By convention, for any $P \in \mathcal{P}_1$ we will write its $+1$ -eigenstate as $|P\rangle$.

Classical simulation of Quantum Computations. By the Gottesman–Knill theorem [23], any Clifford circuit $C \in \mathcal{C}_n$ acting on a n -qubit stabilizer input state, followed by Pauli measurements, can be efficiently simulated classically, including the full output distribution.

Furthermore, a Pauli measurement is deterministic if and only if the measured Pauli operator belongs to the stabilizer of the state. In particular, measuring qubit i in the computational basis yields outcome 0 with certainty iff the output state is stabilized by Z_i , equivalently iff the input state is stabilized by $C^\dagger Z_i C$.

2.3 Pauli Encryption and Decryption

Bitstring representation of Pauli string up to a phase. For any $P \in \mathcal{P}_n$, we can associate two n -bit strings \mathbf{a}, \mathbf{r} such that, up to a global phase: $P \in \{\pm 1, \pm i\} \times X^{\mathbf{a}} Z^{\mathbf{r}}$, where $X^{\mathbf{a}} = \bigotimes_{i \leq n} X^{a_i}$. Then, the conjugation of P by a Clifford C is a mapping from \mathbf{a}, \mathbf{r} to some other bitstrings \mathbf{a}', \mathbf{r}' . We write $(\mathbf{a}', \mathbf{r}') = C(\mathbf{a}, \mathbf{r})$ the bitstrings such that $C(X^{\mathbf{a}} Z^{\mathbf{r}})C^\dagger = X^{\mathbf{a}'} Z^{\mathbf{r}'}$.

The Quantum One-Time-Pad (Q-OTP). In quantum cryptography, it is common to consider \mathbf{a}, \mathbf{r} as secret keys and encrypt a quantum state ρ by applying the Pauli $X^{\mathbf{a}} Z^{\mathbf{r}}$, then decrypt with $Z^{\mathbf{r}} X^{\mathbf{a}}$ (or with other keys if the operations between encryption and decryption have changed the keys). This is known as the Quantum One-Time Pad [24], as from the point of view of a receiver who doesn't know \mathbf{a}, \mathbf{r} , the received state is a probabilistic mixture of the different $X^{\mathbf{a}} Z^{\mathbf{r}}[\rho]$ for all the possible values of \mathbf{a}, \mathbf{r} . When these keys are sampled uniformly, this allows to use the following equality:

$$\sum_{\mathbf{a}, \mathbf{r} \in \{0,1\}^n} X^{\mathbf{a}} Z^{\mathbf{r}}[\rho] = \sum_{P \in \mathcal{P}_n} P[\rho] = \mathbb{1}_n / 2^n. \quad (2)$$

This equality is easy to do by hand for $n = 1$, then trivial to generalize to the multi-qubit case.

Q-OTP via EPR pairs and measurements. A Q-OTP followed by using a quantum communication channel can be replaced by creating an EPR pair, using a quantum channel to send half of it and applying a Bell measurement. This equivalence is shown using Shor–Preskill's reduction [25] using a delayed measurement. Throughout the paper, we refer to this replacement as an EPR reduction of the initial protocol.

Pauli Twirl. Applying a random Pauli operator on a quantum state is a recurrent procedure in quantum cryptography or learning since it benefits from the following Twirling lemma.

Lemma 1 (Pauli Twirl [26]). *Let ρ_n be a n -qubit quantum state, and let $E, E' \in \mathcal{P}_n$. Then:*

$$\sum_{Q \in \mathcal{P}_n} Q^\dagger E Q \rho Q^\dagger E'^\dagger Q = 0 \text{ if } E \neq E'. \quad (3)$$

2.4 Abstract Cryptography Framework

The Abstract Cryptography (AC) security framework [11, 27] used in this work follows the *ideal-world/real-world paradigm*. A protocol is considered secure if it is a good approximation of an *ideal resource* that is secure by design. Its main interest is that protocols that are AC-secure are inherently composable, in the sense that if an AC-secure protocol is used inside a larger protocol, the security of the former does not need to be reproved in the context of the latter. In other words it benefits from sequential and parallel composability. Ref. [28] provides an introduction to the topic tailored to verification of quantum computation.

In this framework, the purpose of a secure protocol π is, given a number of available resources \mathcal{R} , to construct a new resource – written as $\pi\mathcal{R}$. This new resource can be itself reused in a future protocol. A resource \mathcal{R} is described as a sequence of CPTP maps with an internal state. It has *input and output interfaces* describing which party may exchange states with it. It works by having each party send it a state (quantum or classical) at one of its input interfaces, applying the specified CPTP map after all input interfaces have been initialised and then outputting the resulting state at its output interfaces in a specified order. An interface is said to be *filtered* if it is

only accessible by a dishonest player. The actions of an honest player i in a given protocol is also represented as a sequence of efficient CPTP maps π_i – called the *converter* of party i – acting on their internal and communication registers. We focus here on the two-party Client-Server setting, in which case $\pi = (\pi_C, \pi_S)$. Note that all our protocols are built from quantum channels, due to the Client’s requirements to prepare and send single-qubit states.

In order to define the security of a protocol, we need to give a pseudo-metric on the space of resources. We consider for that purpose a special type of converter called a *distinguisher*, whose aim is to discriminate between two resources \mathcal{R}_1 and \mathcal{R}_2 , each having the same number of input and output interfaces. It prepares the input, interacts with one of the resources according to its own (possibly adaptive) strategy, and guesses which resource it interacted with by outputting a single bit. Two resources are said to be indistinguishable if no distinguisher can guess correctly with good probability.

Definition 1 (Statistical Indistinguishability of Resources). *Let $\epsilon > 0$, and let \mathcal{R}_1 and \mathcal{R}_2 be two resources with same input and output interfaces. The resources are ϵ -statistically-indistinguishable if, for all unbounded distinguishers \mathcal{D} , we have:*

$$\left| \Pr[b = 1 \mid b \leftarrow \mathcal{D}\mathcal{R}_1] - \Pr[b = 1 \mid b \leftarrow \mathcal{D}\mathcal{R}_2] \right| \leq \epsilon. \quad (4)$$

We then write $\mathcal{R}_1 \approx_{\epsilon} \mathcal{R}_2$.

The construction of a given resource \mathcal{S} by the application of protocol π to resource \mathcal{R} can then be expressed as the indistinguishability between resources \mathcal{S} and $\pi\mathcal{R}$. More specifically, this captures the correctness of the protocol. The security is captured by the fact that the resources remain indistinguishable if we allow some parties to deviate in the sense that they are no longer forced to use the converters defined in the protocol but can use any other CPTP maps instead. This is done by removing the converters for those parties in Equation (4) while keeping only $\pi_H = \prod_{i \in H} \pi_i$ where H is the set of honest parties. In our work, we are always in a honest-Client / (potentially-)malicious-Server setting, so there is only one honest party, with converter $\pi = \pi_1$ and one potentially malicious party. The security is formalised as follows in Definition 2 in this case:

Definition 2 (Construction of Resources). *Let $\epsilon > 0$. We say that a two-party protocol π ϵ -statistically-constructs resource \mathcal{S} from resource \mathcal{R} if:*

1. *It is correct: $\pi\mathcal{R} \approx_{\epsilon} \mathcal{S} \vdash$, where \vdash prevents malicious behavior (from the potentially cheating party);*
2. *It is secure against malicious party P : there exists a simulator (converter) σ such that $\pi\mathcal{R} \approx_{\epsilon} \mathcal{S}\sigma$.*

Using the definitions above, we can state the following general composition theorem [11] that guarantees the additive accumulation of distinguishing advantage when composing two statistically secure protocols.

Theorem 1 (General Composition of Resources [11]). *Let \mathcal{R} , \mathcal{S} and \mathcal{T} be resources, α, β and id be protocols, where protocol id does not modify the resource it is applied to. Let \circ and $|$ denote the sequential and parallel composition of protocols and resources, respectively. Then the following implications hold:*

- *Sequential composability: if $\alpha\mathcal{R} \approx_{\epsilon_{\alpha}} \mathcal{S}$ and $\beta\mathcal{S} \approx_{\epsilon_{\beta}} \mathcal{T}$, then $(\beta \circ \alpha)\mathcal{R} \approx_{\epsilon_{\alpha} + \epsilon_{\beta}} \mathcal{T}$.*
- *Parallel composability (context insensitivity): if $\alpha\mathcal{R} \approx_{\epsilon_{\alpha}} \mathcal{S}$, then $(\alpha \mid \text{id})(\mathcal{R} \mid \mathcal{T}) \approx_{\epsilon_{\alpha}} (\mathcal{S} \mid \mathcal{T})$.*

Combining these two properties yields the composability of protocols.

3 Blinding (non-)Cliffordness in Delegated Quantum Computations

A central ingredient underlying verification protocols in the test/computation run paradigm is *blindness*: the Server must be unable to distinguish whether it is executing the target computation or a test computation. In the measurement-based model, this indistinguishability is provided by

full blindness of the delegated computation through UBQC, and directly enables the interleaving of test and computation rounds.

In the circuit model, full blindness is not available, and it has shown not to be necessary for verification [5], what we argue even more here. What verification truly requires is a more targeted form of blindness: the Server must be unable to distinguish between Clifford and non-Clifford computations, or equivalently whether each non-Clifford step of the computation corresponds to a genuine magic-state injection or to a stabilizer operation used for testing. We refer to this requirement as *magic-blindness*.

In this section, we formalize magic-blindness and construct it from composable secure building blocks. Our approach is fully modular: rather than presenting a monolithic delegation protocol, we identify elementary components that can be composed to realize a magic-blind delegated quantum computation.

Concretely, we proceed as follows. First, we define an ideal functionality capturing the delegation of a single Clifford layer together with a hidden choice between a magic-state injection and a stabilizer injection. We then show how this functionality can be securely implemented using a blind state-injection protocol (Section 3.1). Next, we introduce a second ideal functionality for blind Clifford computation followed by measurements (Section 3.2). Finally, by composing these functionalities, we obtain an ideal resource for magic-blind delegated quantum computation (Section 3.3).

Crucially, the main ideal resource (Resource 3) itself characterizes the *entire class of computations* that are indistinguishable to the Server: all computations sharing the same Clifford structure but differing in their injected single-qubit states and rotation angle logic. This indistinguishability property will later enable the construction of trap-based verification protocols in the circuit model in Section 4. It will be centered around a powerful result that we describe in Section 3.4 as a consequence of the Client’s ability to encrypt qubits by applying random Pauli operators and keeping track of their evolution to later apply the corresponding decryption operator: arbitrary Server cheating behavior can be reduced to Pauli deviations before the measurements after honest executions. This is made formal in Section 3.4.

3.1 Blinding (non-)Cliffordness on a single layer

In the Clifford + MSI model, the only non-Clifford ingredient is the injected single-qubit state together with a simple measurement-dependent correction. This makes state injection the natural “locus” where a Client can hide (non-)Cliffordness while delegating only Clifford operations.

We therefore isolate the following elementary delegation task. The Client holds an n -qubit input state ρ , chooses a public Clifford layer $C \in \mathcal{C}_n$, and chooses an injection type A specifying which single-qubit state is injected and which (classically computable) correction rule is to be applied. The goal is to implement the corresponding transformation on ρ while hiding from the Server both the data ρ and the choice of injection type A . This is captured by the Hidden-Magic Gate Resource 1, which we view as the circuit-model analogue of performing the Clifford layer followed by a “blind gadget” implementing one compiled non-Clifford layer. The Resource supports two regimes :

1. **Magic regime.** When $A = T$, the resource applies the intended non-Clifford step, i.e. it outputs $T_n \circ C[\rho]$ to the Client. This corresponds to injecting the magic state $T|+\rangle$ and applying the standard correction rule.
2. **Stabilizer regime.** When $A \neq T$ and ρ is a stabilizer input, the resource implements the corresponding stabilizer state injection. In this case the induced measurement outcome distribution is classically predictable and the resulting n -qubit output remains a stabilizer state (equivalently: the overall transformation is Clifford on the enlarged system including the injected qubit).

In both regimes, the Server learns only the public information (in particular C and the system size), but gains no information about ρ nor about the Client’s choice A . It only learns the set of possible choices $\mathcal{A} = \{T, \pm X, \pm Y, \pm Z\}$. To implement this ideal behavior, we propose the Blind State Injection Protocol 1. The way blindness works is indeed very similar to how blindness appears in UBQC [20]: states are encrypted and sent to the Server alongside measurement instructions that compensate for the encryption. This results in sending states and instructions that appear completely random to the Server hence hiding the intended gate to be implemented. Finally, Theorem 2 states that the Protocol perfectly implements the ideal behavior as we prove its correctness and security.

Resource 1 Hidden-Magic Gate

Public Information: $C \in \mathcal{C}_n, \mathcal{A}$.

Client's Input: $C \in \mathcal{C}_n, A \in \mathcal{A}$, and a quantum state ρ on n qubits, and an index $i \in \mathbb{N}$.

Server's Input: $c \in \{0, 1\}$, set to 0 if honest. If $c = 1$, the Server will have the opportunity to provide more inputs.

▷ COMPUTATION BY THE RESOURCE

```
if  $c = 0$  then
  if  $A = T$  then
    Output  $T_n \circ C[\rho]$  at the Client interface.
  else
    Output  $\sum_{b \in \{0,1\}} [(1_n \otimes |b\rangle\langle b|) \circ F \circ C[\rho \otimes \rho_A]]$  at the Client interface, where qubit  $n+1$ 
    is in register labeled  $n+i$ .
else
  The Server holds a system whose reduced state in register  $S$  is  $\rho_S$ : it sends  $\rho_S$ , alongside
  the instructions to perform a CPTP map  $D$  on  $\rho$  and  $\rho_S$ . The Resource returns  $\text{Tr}_S[D[\rho \otimes \rho_S]]$  to the Client.
```

Protocol 1 Blind State Injection

- 1: **Public Information:** $C \in \mathcal{C}_n, \mathcal{A}$.
 - 2: **Client's Input:** $C \in \mathcal{C}_n, A \in \mathcal{A}$, and a quantum state ρ on n qubits.
 - 3: ▷ CLIENT - INITIAL ENCRYPTION
 - 4: | Sample $\tilde{\mathbf{a}}, \tilde{\mathbf{r}} \leftarrow \$\{0, 1\}^n$, send $X^{\tilde{\mathbf{a}}}Z^{\tilde{\mathbf{r}}}[\rho]$ to the Server.
 - 5: ▷ CLIENT - ANCILLA PREPARATION
 - 6: | Sample $a_{n+1}, r_{n+1} \leftarrow \$\{0, 1\}$, $\theta \leftarrow \$\Theta$, send $X^{a_{n+1}}Z^{r_{n+1}}Z(\theta)|A\rangle$ to Server register $n+1$.
 - 7: | Set $\mathbf{a} \leftarrow (\tilde{\mathbf{a}}||a_{n+1})$, $\mathbf{r} \leftarrow (\tilde{\mathbf{r}}||r_{n+1})$.
 - 8: ▷ SERVER - CLIFFORD AND STATE INJECTION
 - 9: | Apply C on the first n qubits, and $F = \text{SWAP}_{n+1,n} \circ \text{CNOT}_{n+1,n}$ on the total system.
 - 10: | Measure qubit $n+1$ in the computational basis, send outcome b to the Client.
 - 11: ▷ CLIENT - COMPUTING AND BLINDING ROTATION ANGLE
 - 12: | Compute updated keys $(\mathbf{a}', \mathbf{r}') = F \circ C(\mathbf{a}, \mathbf{r})$.
 - 13: | Decode the measurement outcome: receive b , store $b' = b \oplus a'_{n+1}$.
 - 14: | Compute appropriate measurement angle $\phi_{b'} = b' \cdot \pi/2$ if $A = T$, 0 else.
 - 15: | Blind the angle: compute $\delta_{b'} = (-1)^{a'_n}(\phi_{b'} + \theta)$
 - 16: | Send the blind angle δ to the Server.
 - 17: ▷ SERVER - BLIND ROTATION
 - 18: | Apply rotation $Z^\dagger(\delta)$ on the n -th qubit.
 - 19: ▷ CLIENT: KEY UPDATE AND OUTPUT
 - 20: | if $A = T$ then
 - 21: | | Update $a'_n \leftarrow a'_n \oplus b'$ ▷ Pauli correction required for MSI
 - 22: | else
 - 23: | | Store b' as classical output in register $n+i$
 - 24: ▷ CLIENT - FINAL DECRYPTION
 - 25: | The Server sends back the n qubits.
 - 26: | Apply the Pauli decryption $Z^{\tilde{\mathbf{r}}}X^{\tilde{\mathbf{a}'}}$ on the received qubits, where $\tilde{\mathbf{a}'}, \tilde{\mathbf{r}'}$ are \mathbf{a}', \mathbf{r}' truncated to the first n bits.
-

Theorem 2. *The Blind State Injection Protocol 1 perfectly constructs the Hidden-Magic Gate Resource 1.*

Proof of correctness (sketch, formal in A.1). The Protocol consists of applying the Clifford circuit, performing a measurement, and the appropriate correction (rotation, and Pauli in the magic regime) on a state that is initially encrypted by a Q-OTP by the Client, which is a Pauli encryption. Since all the operations that are performed are Clifford, the evolution of the pad can be tracked efficiently by the Client so the state and measurement outcome can be correctly un-padded. The fact that the ancilla is pre-rotated is compensated by identically padding the angle δ (which receives a sign coming from the Pauli encryption). \square

Security proof. For the security proof, we are interested in proving the existence of a Simulator \mathcal{S}_1 such that any malicious behavior by the Server in the Real World in Protocol 1 can be reproduced by the Simulator interacting with Resource 1.

To do this, we reproduce the steps of [28], and present Reduction 1: it a EPR reduction of Protocol 1 (using the terminology introduced in the preliminaries), in which the Client uses the fact that measurements are delayed to choose and send a uniformly distributed rotation angle δ , compute θ from it, as $\delta = (-1)^{a'_n}(\theta + \phi) \iff \theta = (-1)^{a'_n}\delta - \phi$. Indeed, using the reduction, the $Z(\theta)$ pre-rotation is still applied on the ancilla qubit before the Bell measurement. Since it commutes with the control of CNOT, it can be delayed to before the Hadamard basis measurement that yields outcome r_{n+1} . Since nor a'_n (used in the rotation angle logic) nor a'_{n+1} (used in decoding the measurement outcome) depend on r_{n+1} , the Client can send a uniformly random angle δ , receive the outcome and compute θ according to the inverted relation, without changing the distribution of the overall state. Finally, the Client performs the delayed $Z(\theta)$ rotation and the Hadamard basis measurement to obtain r_{n+1} and re-compute the updated keys \mathbf{a}', \mathbf{r}' to decrypt the qubits identically as in the original version.

Reduction 1 Blind State Injection, EPR-Client, malicious Server (reduction)

- 1: CLIENT: Prepare n EPR-pairs and send half of each pair to the Server.
 - 2: \triangleright CLIENT - EPR-ENCRYPTION OF ρ
 - 3: **for** $1 \leq i \leq n$ **do**
 - 4: Apply CNOT on i -th qubit of ρ (as control) and its i -th EPR-half (as target).
 - 5: Measure the i -th EPR half in computational basis, label the outcome \tilde{a}_i .
 - 6: Measure i -th qubit of ρ in the Hadamard basis, label the outcome \tilde{r}_i .
 - 7: CLIENT: Prepare an EPR-pair and send half to the Server.
 - 8: \triangleright CLIENT - EPR-ENCRYPTION OF ANCILLA, PART 1
 - 9: Prepare $\rho_A = |A\rangle\langle A|$.
 - 10: Apply CNOT on ρ_A (as control) and the EPR-half (as target).
 - 11: Measure the EPR-half in the computational basis, and label the outcome a_{n+1} .
 - 12: Set $\mathbf{a} \leftarrow (\tilde{\mathbf{a}}||a_{n+1})$, $\mathbf{r} \leftarrow (\tilde{\mathbf{r}}||0)$, as r_{n+1} is obtained only in part 2.
 - 13: CLIENT: receives bit b from Malicious Server.
 - 14: \triangleright CLIENT - COMPUTING AND BLINDING ROTATION ANGLE
 - 15: Compute $\mathbf{a}', \mathbf{r}' = F \circ C(\mathbf{a}, \mathbf{r})$. Note that r_{n+1} does not affect a'_{n+1} , and for this step we only need a'_{n+1} .
 - 16: Decode the measurement outcome: receive b , store $b' = b \oplus a'_{n+1}$.
 - 17: Compute appropriate measurement angle $\phi_{b'} = b' \cdot \pi/2$ if $A = T$, 0 else.
 - 18: CLIENT: Sample random rotation angle uniformly. $\delta \leftarrow \$\Theta$ and send it to the Server.
 - 19: \triangleright MALICIOUS SERVER - BLIND ROTATION
 - 20: \triangleright CLIENT - EPR-ENCRYPTION OF ANCILLA, PART 2
 - 21: Compute appropriate pre-rotation angle $\theta_{b'} = (-1)^{a'_n}\delta - \phi_{b'}$.
 - 22: Apply $Z(\theta)$ on the ancillary qubit and measure it in the Hadamard basis, label the outcome r_{n+1} .
 - 23: Re-compute key-update: $\mathbf{a}', \mathbf{r}' = F \circ C(\mathbf{a}, \mathbf{r})$.
 - 24: \triangleright CLIENT - PAULI CORRECTIONS(id. Protocol 1)
 - 25: \triangleright CLIENT - FINAL DECRYPTION
 - 26: Receive n qubits from Server.
 - 27: Apply the Pauli decryption $Z^{\tilde{\mathbf{r}}'}X^{\tilde{\mathbf{a}}'}$ on the received qubits, where $\tilde{\mathbf{a}}', \tilde{\mathbf{r}}'$ are \mathbf{a}', \mathbf{r}' truncated to the first n bits.
-

Furthermore, we show that we can implement the same transformation using Simulator 1 plugged in Resource 1: it emulates the Client's interaction with the Server without requiring knowledge of ρ, A , and it delegates the rest as a CPTP map to the Resource. Using the notations of the AC framework, if we denote Resource 1 by \mathcal{R}_1 , and the converters corresponding to the Client part of Protocol 1 and its EPR-Reduction 1 by $\pi_{1,C}$ and $\pi_{1-EPR,C}$ respectively, and \mathcal{S}_1 the converter corresponding to Simulator 1, then we have $\mathcal{R}_1\mathcal{S}_1 = \pi_{1-EPR,C}\mathcal{Q} = \pi_{1,C}\mathcal{Q}$, concluding the proof. \square

3.2 Blind measurements

In this section, we introduce the ideal functionality allowing a Client to delegate the execution a Clifford circuit on n qubits then a measurement of the n qubits in the computational basis, with the security property that the Server performs these steps blindly on the data sent by the Client. Indeed, Resource 2 captures this security property: the Server learns the intended Clifford circuit

Simulator 1 Blind State Injection

- 1: ▷ SIMULATOR - EMULATES CLIENT INTERACTION WITH SERVER
 - 2: | Prepare $n + 1$ EPR Pairs, and send each half to the Server.
 - 3: | Receive bit b from the Server.
 - 4: | Sample $\delta \leftarrow \$\Theta$ and send it to the Server.
 - 5: ▷ SIMULATOR - MAKE RESOURCE REPRODUCE THE SERVER BEHAVIOR
 - 6: | Send the remaining $n + 1$ EPR halves, b , and δ to Ideal Resource
 - 7: | Send the below instructions as a CPTP map to the Resource to perform.
 - 8: **Resource Inputs:** A, ρ from Client and $n + 1$ EPR-halves, δ, b from Simulator
 - 9: ▷ RESOURCE - EPR-ENCRYPTION OF ρ
 - 10: ▷ RESOURCE - EPR-ENCRYPTION OF ρ_A , PART 1
 - 11: ▷ RESOURCE - COMPUTE ROTATION ANGLE
 - 12: ▷ RESOURCE - EPR-ENCRYPTION OF ANCILLA, PART 2
 - 13: ▷ RESOURCE - PAULI CORRECTIONS
 - 14: ▷ RESOURCE - FINAL DECRYPTION
-

C and the size of the system, but not ρ the n -qubit input of the Client, while the Client receives \mathbf{x} sampled by the Z-basis measurement distribution of the state $C[\rho]$. We introduce Protocol 2 to

Resource 2 Blind measurements

- 1: **Public Information:** n, C and basis of measurements (computational basis).
 - 2: **Client's Input:** n -qubit quantum state ρ , Clifford circuit
 - 3: **Server's Input:** $c \in \{0, 1\}$, set to 0 if honest. If $c = 1$, the Server will have the opportunity to provide more inputs.
 - 4: ▷ COMPUTATION BY THE RESOURCE
 - 5: | **if** $c = 0$ **then**
 - 6: | | Output $\sum_{\mathbf{x} \in \{0,1\}^n} [|\mathbf{x}\rangle\langle\mathbf{x}| \circ C[\rho]]$
 - 7: | **else**
 - 8: | | The Server holds a system whose reduced state in register S is ρ_S : it sends ρ_S , alongside the instructions to perform a CPTP map D on ρ and ρ_S . The Resource returns $\text{Tr}_S[D[\rho \otimes \rho_S]]$ to the Client.
-

implement this resource, which makes the simple use of a Quantum One-Time Pad applied on ρ before being sent to the Server, and a decoding of the measurement outcome by a Pauli operator resulting of conjugating the initial Pauli (used for encryption) by the Clifford circuit performed by the Server.

Protocol 2 Blind measurements

- 1: **Public Information:** n, C and basis of measurements (computational basis).
 - 2: **Client's Input:** n -qubit quantum state ρ , Clifford circuit $C \in \mathcal{C}_n$.
 - 3: ▷ CLIENT - ENCRYPT AND SEND
 - 4: | Sample $\mathbf{a}, \mathbf{r} \leftarrow \{0, 1\}^n$ and send $X^{\mathbf{a}}Z^{\mathbf{r}}[\rho]$ to Server
 - 5: ▷ SERVER - CLIFFORD CIRCUIT AND MEASUREMENTS
 - 6: | Perform C on the received qubits.
 - 7: | Measure all the qubits in the computational basis, getting the n -bit outcomes \mathbf{x}
 - 8: ▷ CLIENT - DECODE MEASUREMENT OUTCOMES
 - 9: | Client updates keys as $\mathbf{a}, \mathbf{r} \leftarrow C(\mathbf{a}, \mathbf{r})$
 - 10: | Store $\mathbf{x} \oplus \mathbf{a}$ as output of the protocol.
-

Theorem 3. *The Blind Measurements Protocol 2 perfectly constructs Resource 2 in the Abstract Cryptography framework.*

Proof of correctness. When both parties are honest, the Server receives $X^{\mathbf{a}}Z^{\mathbf{r}}[\rho]$, applies C , performs a computational basis measurement of all qubits, and sends the measurements outcomes in a n -bit string \mathbf{x} to the Client. The Client computes the conjugation of the initial encryption by the Clifford circuit, which writes $\mathbf{a}', \mathbf{r}' = C(\mathbf{a}, \mathbf{r})$ and stores $\mathbf{x} \oplus \mathbf{a}'$ as output of the

protocol. Formally, the output of the Client can thus be written

$$\rho_{out, \mathbf{x} \oplus \mathbf{a}'} = |\mathbf{x} \oplus \mathbf{a}'\rangle\langle \mathbf{x}| \circ C \circ X^{\mathbf{a}} Z^{\mathbf{r}}[\rho] \quad (5)$$

$$= |\mathbf{x} \oplus \mathbf{a}'\rangle\langle \mathbf{x}| \circ X^{\mathbf{a}'} Z^{\mathbf{r}'} \circ C[\rho]. \quad (6)$$

With a change of variables $\mathbf{x}' = \mathbf{x} \oplus \mathbf{a}'$, then \mathbf{x} becomes $\mathbf{x}' \oplus \mathbf{a}'$, and the expression becomes

$$\rho_{out, \mathbf{x}'} = |\mathbf{x}'\rangle\langle \mathbf{x}' \oplus \mathbf{a}'| \circ X^{\mathbf{a}'} Z^{\mathbf{r}'} \circ C[\rho] \quad (7)$$

$$= |\mathbf{x}'\rangle\langle \mathbf{x}'| \circ X^{\mathbf{a}'} \circ X^{\mathbf{a}'} Z^{\mathbf{r}'} \circ C[\rho] \quad (8)$$

$$= |\mathbf{x}'\rangle\langle \mathbf{x}'| \circ Z^{\mathbf{r}'} X^{\mathbf{a}'} \circ X^{\mathbf{a}'} Z^{\mathbf{r}'} \circ C[\rho] \quad (9)$$

$$= |\mathbf{x}'\rangle\langle \mathbf{x}'| \circ C[\rho] \quad (10)$$

Thus, the output of the protocol is a bitstring \mathbf{x} that follows the distribution $p(x) = \langle \mathbf{x} | C[\rho] | \mathbf{x} \rangle$, identically to the output of Resource 2. \square

Security proof (sketch, formal in A.3). In order to prove the security of the protocol against an unbounded Distinguisher in the Abstract Cryptography framework, we use again an EPR reduction, this time of Protocol 2, performing the Pauli encryption using EPR pairs and Bell measurements. Using the AC notations (see preliminaries and security proof of 1), we write the converter of the reduction $\pi_{2-\text{EPR}}$. The same transformation can be obtained by having Simulator 2 plugged in Resource 2, so \mathcal{S}_2 such that $\pi_{2-\text{EPR}, C} \mathcal{Q} = \pi_{2, C} \mathcal{Q} = \mathcal{R}_2 \mathcal{S}_2$.

Simulator 2 Blind Measurements

- 1: **Simulator Inputs:** n, C and basis of measurements (computational basis).
 - 2: \triangleright SIMULATOR - EMULATES CLIENT INTERACTION WITH SERVER
 - 3: $\left| \begin{array}{l} \text{Prepare } n \text{ EPR Pairs, and send each half to the Server.} \end{array} \right.$
 - 4: $\left| \begin{array}{l} \text{Receive } n\text{-bit string } \mathbf{x} \text{ from the Server.} \end{array} \right.$
 - 5: \triangleright SIMULATOR - MAKE RESOURCE REPRODUCE THE SERVER BEHAVIOR
 - 6: $\left| \begin{array}{l} \text{Send the remaining } n \text{ EPR halves and } \mathbf{x} \text{ to Ideal Resource.} \end{array} \right.$
 - 7: $\left| \begin{array}{l} \text{Send the below instructions as a CPTP map to the Resource to perform.} \end{array} \right.$
 - 8: **Resource Inputs:** C, ρ from Client and n EPR-halves, \mathbf{x} from Simulator
 - 9: \triangleright RESOURCE - EPR-ENCRYPTION OF ρ
 - 10: \triangleright RESOURCE - DECODE MEASUREMENT OUTCOMES
-

\square

3.3 Magic-Blind Delegated Quantum Computations

We now complete the initial blindness task by composing the previously introduced protocols: we show how to hide the magic of an entire delegated computation

$$C = C_{t+1} \circ T_n \circ C_t \circ \dots \circ T_n \circ C_1$$

followed by computational basis measurements where $C_i \in \mathcal{C}_n$ are Clifford layers and each T_n is implemented by a state-injection gadget acting on the n -th wire.

3.3.1 Ideal functionality and induced computation class

The blindness requirement is captured by the Magic-Blind Delegated Quantum Computation Resource 3.

The public input to the resource consists of the Clifford structure C_1, \dots, C_{t+1} , which is explicitly leaked to the Server. Privately, the Client provides an n -qubit input state ρ and, for each injection step $i \leq t$, a choice $A_i \in \mathcal{A}$ specifying which single-qubit state is injected. The resource supports two operational modes, captured by \star in Resource 3:

- **Computation mode**, where $A_i = T$ for all $i \leq t$. In this case, the resource implements the target non-Clifford computation C on input ρ and returns the resulting measurement outcomes to the Client.
- **Magic-free mode**, where $A_i \neq T$ for all $i \leq t$. Here, all injections are stabilizer injections and the resulting transformation on the enlarged $n+t$ qubit system is Clifford. The outcomes correspond to a classically simulable computation—cf. Section 2.2, since input states are all stabilizers, transformation is Clifford, and measurements are Pauli—and serve only for testing.

Resource 3 Magic-Blind DQC

Public Information: $n, t, C_1 \dots C_{t+1}$ and basis of measurements (computational basis).

Client's Inputs: ρ quantum state over n qubits, $C_1 \dots C_{t+1} \in \mathcal{C}_n$ and $\{A_i \in \mathcal{A}\}_{i \leq t}$.

Server's Input: $c \in \{0, 1\}$, set to 0 if honest. If $c = 1$, the Server will have the opportunity to provide more inputs.

▷ RE-NAMING

$\star = 1$ if $A_i = T$ for all i , $\star = 0$ if $A_i \neq T$ for all i .

$G = C_{t+1} \circ F_t \circ C_t \circ \dots \circ F_1 \circ C_1$.

$\rho_A = \bigotimes_{i=1}^t \rho_{A_i}$

▷ COMPUTATION BY THE RESOURCE

if $c = 0$ **then**

if \star **then**

Output $\sum_{\mathbf{b} \in \{0,1\}^n} [|\mathbf{b}\rangle\langle\mathbf{b}| \circ C_{t+1} \circ T_n \circ C_t \circ \dots \circ T_1 \circ C_1[\rho]]$.

else

Output $\sum_{\mathbf{b} \in \{0,1\}^{n+t}} [|\mathbf{b}\rangle\langle\mathbf{b}| \circ G[\rho \otimes \rho_A]]$.

else

The Server holds a system whose reduced state in register S is ρ_S : it sends ρ_S , alongside the instructions to perform a CPTP map D on ρ and ρ_S . The Resource returns $\text{Tr}_S[D[\rho \otimes \rho_S]]$ to the Client.

In the magic-free mode, it is convenient to make the induced Clifford structure explicit. Writing $F_i = \text{SWAP}_{n+i,n} \circ \text{CNOT}_{n+i,n}$ for the Clifford circuit implementing the i -th injection gadget, the overall transformation applied to the joint input $\rho \otimes \rho_A$ (where $\rho_A = \bigotimes_{i=1}^t \rho_{A_i}$) is the Clifford circuit

$$G = C_{t+1} \circ F_t \circ C_t \circ \dots \circ F_1 \circ C_1, \quad (11)$$

also depicted at Figure 6. A final layer of computational-basis measurements is then applied to the remaining unmeasured qubits. Crucially, the Server observes the same sequence of Clifford operations in both modes.

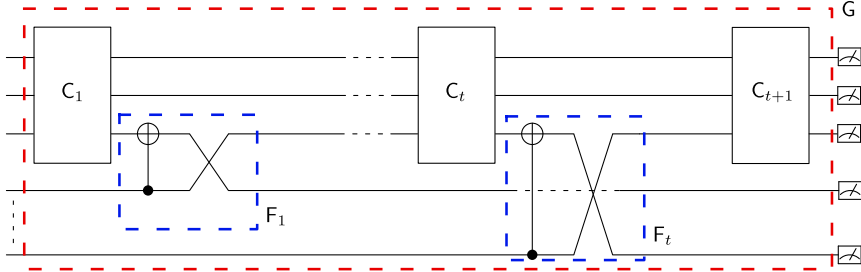


Figure 6: The Clifford transformation G that is implemented on $n + t$ qubits in the magic-free mode. Rotation angles are replaced by 0, and no Pauli correction is being made.

Class of indistinguishable computations. By construction, Resource 3 induces a natural class of computations that are indistinguishable to the Server under magic-blind delegation. All computations in this class share the same public Clifford structure C_1, \dots, C_{t+1} , but may differ in their injected single-qubit states and in the associated measurement-angle logic. In particular, the class contains:

- the *target computation*, obtained by injecting magic states $\rho_A = \bigotimes_{i \leq t} T[|+\rangle\langle+|]$ and using the measurement-dependent correction angles $\phi_i = b_i \pi/2$;
- a family of *test computations*, obtained by injecting stabilizer states $\rho_{A_i} \in \{\pm|X\rangle, \pm|Y\rangle, \pm|Z\rangle\}$ and using deterministic correction angles (here fixed to $\phi_i = 0$).

Without surprise, we propose the Magic-Blind Delegated Quantum Computation Protocol 3, a sequential composition of t instances of the Blind State Injection Protocol 1, adapting the injected ancilla, Clifford circuit, and ancilla index to the layer; then followed by the Blind Measurements Protocol 2. As for the ideal behavior, it supports two modes: either $A_i = T$ for all i (computation), or for no i (magic-free). This is captured by a \star in Protocol 3.

Protocol 3 Magic-Blind Delegated Quantum Computation (MB-DQC)

```
1: Public Information:  $C_1 \dots C_{t+1} \in \mathcal{C}_n$ 
2: Client's Inputs:  $\rho$  quantum state over  $n$  qubits,  $C_1 \dots C_{t+1}$  and  $A_i \in \mathcal{A}$  for  $i \leq t$ .
3: Client sets her computation register to  $\rho$ .
4:  $\triangleright$  CLIFFORD AND BLIND GADGET LAYERS
5:   for  $i \leq t$  do
6:     Client and Server perform Protocol 1 on inputs  $C_i, A_i, i$ , and the Client's computation
       register. Client sets the received  $n$  qubits in her computation register, and receives
       classical register  $n + i$  if  $A_i \neq \top$ .
7:  $\triangleright$  CLIFFORD AND BLIND MEASUREMENTS
8:   Client and Server perform Protocol 2 on Clifford  $C_{t+1}$ , the Client's computation register.
9:   Output: Client receives  $n$ -bit string  $\mathbf{x}$ .
10:  $\triangleright$  OUTPUT
11:   if  $\star$  then
12:     Client sets  $\mathbf{b} = \mathbf{x}$  as  $n$ -bit output.
13:   else
14:     Client sets  $\mathbf{b} = \mathbf{x} || b_{n+1} \dots b_{n+t}$  as  $n + t$ -bit output.
```

Theorem 4. *The Magic-Blind Delegated Quantum Computation Protocol 3 perfectly constructs Resource 3 in the Abstract Cryptography framework.*

Proof. This can be proven straightforwardly using the composability of the protocols presented before, since Resource 3 on inputs C_1, \dots, C_{t+1} , and A_1, \dots, A_t can be realized by using Resource 1 on C_1, A_1 and index 1, then again on C_2, A_2 , and index 2, and so on, and finally Resource 2 with input C_{t+1} . Formally, using the notations of the AC framework and denoting by π_1 the converter of the Blind State Injection Protocol 1, and by π_2 the converter of the Blind Measurements Protocol 2, we have:

$$\mathcal{R}_3(C_1, \dots, C_{t+1}; A_1, \dots, A_t) = \mathcal{R}_2(C_{t+1}) \circ \mathcal{R}_1(C_t; A_t; t) \circ \dots \circ \mathcal{R}_1(C_1; A_1; 1) \quad (12)$$

$$= (\pi_2(C_{t+1}) \circ \pi_1(C_t; A_t; t) \circ \dots \circ \pi_1(C_1; A_1; 1)) \mathcal{Q} \quad (13)$$

$$= \pi_3(C_1, \dots, C_{t+1}; A_1, \dots, A_t) \mathcal{Q}. \quad (14)$$

□

3.3.2 Removing the back-and-forth communication between Client and Server

Protocol 3 has a practical caveat. It uses a two-way quantum communication channel since it requires the Client, for consecutive calls to Protocol 1, to receive n qubits, decrypt them, encrypt them again, and re-send—this is also the case for the last call between Protocol 1 and Protocol 2. In this section, we show that this "back-and-forth" communication can be removed. Actually, the first forward (encrypted) quantum communication is required. Then, instead of receiving, decrypting, re-encrypting, re-sending qubits, the Client can simply instruct the Server to keep the qubits, and considering the decryption keys as new encryption keys, kept hidden from the Server. Doing so yields in Protocol 4. Intuitively, it implements the same transformation as Protocol 3 (since it is a particular case) and thus is also indistinguishable from Resource 3 for any unbounded distinguisher.

Theorem 5. *The Magic-Blind Delegated Quantum Computation Protocol without Back-and-Forth, Protocol 4 perfectly constructs Resource 3 in the Abstract Cryptography framework.*

Proof. We start the proof by remaining that Protocol 1 is composable secure: it is secure in all context in which it is used, as long as the Client follows her part of the protocol, *i.e.* the keys used for each call are uniformly distributed and kept hidden from the Server. The main point here is that the Client can simply use Protocol 1 repeatedly, decrypt the qubits and re-encrypt them with the same keys, without compromising the security of the protocol. Finally, since the Client is receiving qubits, decrypting them, encrypting them with the same key, and sending them back, this step can be omitted to avoid a waste of quantum communication, and simply let the Server keep the qubits, without compromising the security of the protocol. This results in Protocol 4, in which the Client sends the (encrypted) n -qubit state only once at the beginning, then at each call of Protocol 1, she only sends the encrypted ancilla, and updates the encryption keys. □

Protocol 4 Input- and Magic-Blinding DQC, without Back-And-Forth

- 1: **Public Information:** $C_1 \dots C_{t+1} \in \mathcal{C}_n$
 - 2: **Client's Inputs:** ρ quantum state over n qubits, $C_1 \dots C_{t+1}$ and $A_i \in \mathcal{A}$ for $i \leq t$
 - 3: \triangleright **CLIENT - SEND ENCRYPTED STATES**
 - 4: Sample $\mathbf{a}, \mathbf{r} \leftarrow \{0, 1\}^n$ and send $\mathbf{X}^{\mathbf{a}} \mathbf{Z}^{\mathbf{r}}[\rho]$ to Server.
 - 5: Set $\mathbf{a}^{(0)}, \mathbf{r}^{(0)} \leftarrow \mathbf{a}, \mathbf{r}$.
 - 6: \triangleright **CLIFFORD AND BLIND GADGET LAYERS**
 - 7: **for** $1 \leq i \leq t$ **do**
 - 8: Client and Server perform Protocol 1 on input C_i, A_i, i , and the Client's n qubits, without steps INITIAL ENCRYPTION and FINAL DECRYPTION. Client uses $\mathbf{a}^{(i-1)}, \mathbf{r}^{(i-1)}$ instead of $\tilde{\mathbf{a}}, \tilde{\mathbf{r}}$, and at the end of the protocol sets $\mathbf{a}^{(i)}, \mathbf{r}^{(i)} \leftarrow \tilde{\mathbf{a}}', \tilde{\mathbf{r}}'$.
 - 9: \triangleright **CLIFFORD AND BLIND MEASUREMENTS**
 - 10: Client and Server perform Protocol 2 on Clifford C_{t+1} and the Client's n qubits, without the INITIAL ENCRYPTION step. Client uses $\mathbf{a}^{(t)}, \mathbf{r}^{(t)}$ instead of \mathbf{a}, \mathbf{r} of the protocol.
 - 11: \triangleright **OUTPUT**
 - 12: **if** \star **then**
 - 13: Client sets $\mathbf{b} = \mathbf{x}$ as n -bit output.
 - 14: **else**
 - 15: Client sets $\mathbf{b} = \mathbf{x} || b_{n+1} \dots b_{n+t}$ as $n + t$ -bit output.
-

3.4 Reduction to Pauli Deviations

A central result that emerges from the previously introduced protocol is that any malicious Server behavior can be reduced to Pauli deviations on the qubits before their measurements in the computational basis. This is due to the initial Pauli encryption of the Client's $n + t$ qubits that can be propagated through each layer of the protocol, and the decryption that takes place inside the Client's part of Protocol 4. This allows a Pauli Twirl of any Server malicious behavior, even those that aim to exploit the received angles values or an additional fixed-size working register. This is captured in the following lemma.

Lemma 2 (Reduction to Pauli deviations). *Let \mathfrak{C} be the class of computations with Clifford structure C_1, \dots, C_{t+1} indistinguishable under magic-blind delegation, let $C \in \mathfrak{C}$, and let ρ_{out} denote the state of the total system after a Client delegates C to a (malicious) Server under Protocol 4. Then, for any Server cheating strategy, there exists a convex combination of Pauli operators with coefficients $\alpha_{\mathbf{E}}$ such that $\sum_{\mathbf{E} \in \mathcal{P}_{n+t}} |\alpha_{\mathbf{E}}|^2 = 1$ such that the state of the total system (including bits discarded by the Client) can be written as*

$$\rho_{out} = \sum_{\mathbf{b} \in \{0,1\}^{n+t}} \sum_{\mathbf{E} \in \mathcal{P}_{n+t}} |\alpha_{\mathbf{E}}|^2 |\mathbf{b}\rangle\langle \mathbf{b}| \circ \mathbf{E}[\rho_{cor, \mathbf{b}, C}] \otimes \mathbf{U}_{\mathbf{E}} \left[|0\rangle\langle 0|^{\otimes w} \right] \quad (15)$$

where

$$\rho_{cor, \mathbf{b}, C} = C_{t+1} \circ Z_n^\dagger \left(\phi_{\mathbf{b}}^{(t)} \right) \circ F_t \circ C_t \circ \dots \circ Z_n^\dagger \left(\phi_{\mathbf{b}}^{(1)} \right) \circ F_1 \circ C_1 [\rho \otimes \rho_A]. \quad (16)$$

Sketch of proof, formal in A.4. This lemma can be proven following the proof technique of [4, 12]. We first fix a branch of measurement outcomes \mathbf{b} of $n + t$ bits, and denote by \mathbf{b}' the decoded outcomes that the Client stores, to which we refer as the *computation branch*. This allows to unitarize the protocol, expressing it as a sequence of unitary operations alongside branch \mathbf{b}' for an honest behavior before a layer of $n + t$ measurements in the computational basis yielding outcomes \mathbf{b} that the Client stores as \mathbf{b}' . Furthermore, we write any CPTP map performed by the Server as a unitary acting on the qubits and angles sent by the Client and a private working register. As a result, any Server behavior can be written as a honest-then-malicious unitary behavior, acting on the total system. Since the sent qubits are encrypted and the measurement outcomes are decrypted, a Pauli Twirl of the deviation can be obtained, hence the announced result.

This holds because we are able to sandwich the deviation by the Pauli operators respectively consisting of the encryption and the decryption, unknown to the Server. Indeed, the Client starts by encrypting the total system, and ends by decoding measurement outcomes, which is equivalent as decrypting the states before their measurement. But in between, there is the honest unitary execution and the Server unitary deviation on the entire system (including a private working register). The initial Pauli encryption commutes progressively through the honest part of the protocol: at each layer, it removes the encryption of the rotation angle (i.e δ becomes ϕ) and because of the Clifford operations is mapped to another encryption operator. After all the honest

layers of the protocol, the state is thus still perfectly one-time padded, and the encryption keys corresponds to the decryption keys of the Client. Hence, the unitary Server deviation on the entire system is sandwiched between unknown conjugate Pauli operators on the $n + t$ -qubit system returned to the Client. As a result, the deviation undergoes a Pauli Twirl on that subsystem and the result holds. \square

4 Verification *via* Magic-Blindness

In this section, we use the previous constructions and results to tackle the verification of any BQP quantum computation with error c in the Clifford + MSI model. We will first define the Verified Delegated Quantum Computation Resource 4. It captures mathematically the verifiability property of a delegated quantum computation, *i.e* it is secure by design: it explicitly models the fact that the Server may either behave honestly or decide to cheat. Also, it can be noted that it leaks the Clifford structure of the computation to the Server, showcasing once again that blindness of the entire circuit is not a requirement. When the Server is honest, it outputs the correct output decision $z^* \in \{0, 1\}$. Indeed, by definition of BQP, there exists a constant $c < \frac{1}{2}$ such that the output bit z obtained by measuring $C(\rho)$ satisfies $\Pr[z = z^*] \geq 1 - c$. Hence, the output of C is a biased random variable toward the correct decision.

Resource 4 Verified Delegated Quantum Computation

Public Information: System size n , Clifford structure $C_1, \dots, C_{t+1} \in \mathcal{C}_n$, parameters of the protocol d, s, w .
Client's Input: BQP computation $C = C_{t+1} \circ T_n \circ C_t \circ \dots \circ T_n \circ C_1$, quantum state ρ that is a tensor product of n single-qubit quantum states.
Server's Input: $c \in \{0, 1\}$, set to 0 if honest
COMPUTATION BY THE RESOURCE
 if $c = 0$ **then**
 Output $|\text{Acc}\rangle\langle\text{Acc}| \otimes |z^*\rangle\langle z^*|$ to the Client, where z^* is the correct output bit of the BQP computation C on input ρ ,
 else
 Output $|\text{Rej}\rangle\langle\text{Rej}| \otimes |\perp\rangle\langle\perp|$ to the Client.

Then, we will design a protocol to construct it and show that the construction error is negligible. The chosen design will follow the template of other trap based protocols consisting of interleaving computation and test rounds, while delegating them to the Server in a blind way using the previously introduced Magic-Blind Delegated QC Protocol 4. This will ensure that the behavior of the Server on computation rounds can be effectively deduced from what is observed on the test rounds.

In order to do so, we need to design the traps that will be used in test rounds to verify a quantum computation initially expressed in the Clifford + MSI model. We proceed by doing so in Section 4.1, before introducing the protocol in Section 4.2, prove its composable security in implementing Resource 4 with a negligible construction error. Finally, we show that the trap design can be generalized into a generic framework for composable verification in the circuit-model in Section 4.3.

4.1 Designing Traps

In this section, we design *traps*—classically simulable computations yielding deterministic measurement outcomes—for the class \mathfrak{C} of indistinguishable computations under MB-DQC with Clifford structure C_1, \dots, C_{t+1} . More precisely, we define traps that are relevant for the Clifford + MSI model, and analyze their ability to detect Server deviations. To do so, we use the result of the Reduction to Pauli Deviation Lemma 2, stating that for any computation delegated using MB-DQC, any malicious Server behavior is reduced to a convex combination of Pauli deviations. Hence, it is sufficient to define traps that detect Pauli deviations, as we do in this section.

4.1.1 Definitions and detection properties

To be classically simulable, a trap must be in the "Magic-free" subclass of \mathfrak{C} : it must contain only stabilizer injections. Furthermore, to force a deterministic measurement outcome, we use the stabilizer formalism as teased in the preliminaries 2.2, using the fact that in that subclass, the

transformation from the input qubits to the output qubits (before measurements) is the Clifford circuit $G = C_{t+1} \circ F_t \circ C_t \circ \dots \circ F_1 \circ C_1$ (see Figure 6). Below is a definition that allows to derive traps that make the measurement outcome of a single qubit deterministic.

Definition 3 (Trap). *A trap for \mathfrak{C} , parametrized by a qubit index $q \in [n+t]$, defined as an instance of \mathfrak{C} with ρ and A_1, \dots, A_t such that $\rho \otimes \rho_{A_1} \otimes \dots \otimes \rho_{A_t}$ is stabilized by $\hat{S}_q = G^\dagger Z_q G$ which we call the stabilizer associated to the trap¹. With an abuse of notation, we often refer to the index q as the trap.*

We now analyze the detection properties of traps with respect to Pauli deviations. As already mentioned, detecting such deviations is enough to detect any malicious Server behavior, since it can always be reduced to a convex combination of Pauli operators (Lemma 2).

The following definition captures the Pauli deviations that a trap allows to detect. Intuitively, a Pauli deviation E *triggers* a trap if it flips the expected measurement outcome (since measurements are in the Z basis, the outcome is deterministically 0 by design if $E = \mathbb{1}$ or Z, flipped if $E = X$ or Y).

Definition 4 (Detection of deviations). *Let $E \in \mathcal{P}_{n+t}$ be a Pauli deviation, and let $q \leq n+t$ be a trap. We say deviation E is detected by trap q if the deviation and Z_q anti-commute, and that it is undetected if they commute:*

$$\text{Trap } q \text{ detects } E \iff \{Z_q, E\} = 0, \quad \text{Trap } q \text{ does not detect } E \iff [Z_q, E] = 0. \quad (17)$$

4.1.2 Classification of deviations

Intuitively, a Pauli deviation that commutes with all measurements doesn't change the distribution of outcomes and is hence *harmless* for the computation. Indeed, the Server applying $\mathbb{1}$ or Z before measurements is harmless for the computation. However, a Pauli deviation containing at least one bit flip on the measurement outcomes—meaning there exists one index with X or Y in the $n+t$ -qubit Pauli—modifies the outcomes distribution and hence risks corrupting the computation. Any such deviation is thus said to be *harmful*, captured by the following definition.

Definition 5 (Harmful deviations). *Let $E \in \mathcal{P}_{n+t}$. We say that E is harmful if it contains at least one index i such that $[E]_i \in \{X, Y\}$*

The purpose of traps-based verification is to be able to detect any harmful Pauli deviation. Hence, verification is secure if there are enough traps to detect all the harmful deviations. By desining the set of traps that associates to each output qubit $i \leq n+t$ a trap, the following lemma ensures that the set of traps detect all Server deviations.

Lemma 3 (Harmful deviations are detected). *Let $E \in \mathcal{P}_{n+t}$ be a harmful deviation, and let T be set of traps, one for each index in $[n+t]$. Then, there is at least one trap in T that detects E .*

Proof. Let $i \leq n+t$ be an index such that $[E]_i \in \{X, Y\}$. Then, trap i detects such deviation because $\{Z_i, X_i\} = \{Z_i, Y_i\} = 0$. It applies for all indices on which E is harmful. \square

4.2 A traps-based verification protocol

We can finally introduce the Verified Delegated Quantum Computation Protocol 5. It uses the above trap construction: it defines a trap for each qubit in $[n+t]$, ensuring all harmful deviations are detected. Then, it follows the usual Test/Computation paradigm mentioned in the Introduction, in Figure 1. The Client samples a random partition of test/computation rounds according to chosen parameters d (number of *computation rounds*) and s (number of *test rounds*), and decides of a threshold $w < s$: the number of tolerated test rounds failure. Then, when on a test round, she delegates a trap at random, and when on a computation round, delegates the target computation. Both can be simply expressed as using MB-DQC on a different input state/choice of state injection, both of these being perfectly hidden from the Server, by security of Protocol 4. When the delegation phase is over, the Client checks the outcomes of the test rounds, to see if more than w test rounds failed—meaning if more than w outcomes supposed to be 0 by construction of the trap have yielded outcome 1. It amounts to summing such events over the whole set of test rounds and rejecting if the total is $> w$. Finally, a majority vote is conducted in the acceptance case.

Theorem 6 is the main result of this paper: it captures the fact that Protocol 5 implements Resource 4 up to a negligible distance that depends on the parameters chosen by the Client,

¹Lemma 4 from [12] guarantees that such state can always be written as a tensor product of single-qubit states.

Protocol 5 Verified Delegated Quantum Computation

Public Information: System size n , Clifford structure $C_1, \dots, C_{t+1} \in \mathcal{C}_n$, parameters of the protocol d, s, w .

Client's inputs: BQP computation $C = C_{t+1} \circ T \circ C_t \circ \dots \circ T \circ C_1$, quantum state ρ that is a tensor product of n single-qubit quantum states, and parameters d, s, w (with $w \leq s$) of the verification protocol.

▷ **CLIENT - SAMPLE RANDOM PERMUTATION OF TEST/COMPUTATION ROUNDS.**
 Sample a random permutation from $[d + s] = [N]$, $\sigma \leftarrow S_N$ and configure rounds as :
for $i < N$ **do**
 if $i \leq d$ **then**
 Computation round: set $C^{(i)} = C$ associate $\rho^{(i)} = \rho$ and $A_1^{(i)} = T, \dots, A_t^{(i)} = T$.
 else ($i > d$)
 Test round: sample an index $q_i \in [n + t]$ uniformly at random, and trap C_{q_i} according to Definition 3. Set $C^{(i)} = C_{q_i}$.
 ▷ **CLIENT-SERVER - DELEGATE ROUNDS BLINDLY.**
for $i < N$ **do** (in parallel)
 Perform Protocol 4 on inputs $\rho^{(i)}$ and computation $C^{(i)}$ described by the Clifford structure C_1, \dots, C_{t+1} and injections $A_1^{(i)}, \dots, A_t^{(i)}$.
 The output is $\mathbf{b}^{(i)}$ of length n if $i \leq d$, $n + t$ else.
 Set as output total bitstring \mathbf{b} of length $d \times n + s \times (n + t)$.
 ▷ **CLIENT - TRAPS CHECK**
 If $\sum_{i>d} b_{q_i}^{(i)} \geq w$, abort on $|\perp\rangle\langle\perp| \otimes |\text{Rej}\rangle\langle\text{Rej}|$, else go to next step.
 ▷ **CLIENT - MAJORITY VOTE**
 For each computation round $i \leq d$, let $y^{(i)} := \mathbf{b}_1^{(i)}$.
if $\#\{i \leq d : y^{(i)} = 1\} > d/2$ **then**
 output 1
else
 output 0

essentially the number of test and computation rounds, and that it also tolerates global noise with rate p_{err} under some threshold.

Theorem 6. *Let C be a BQP computation with error c , let d, s, w be the number computation rounds, test rounds, and tolerated test rounds failures respectively. In the Abstract Cryptography framework, Protocol 5 ϵ -constructs Resource 4 with $\epsilon = \max(\epsilon_{cor}, \epsilon_{sec})$ where $\epsilon_{cor}, \epsilon_{sec}$ are negligible in N . In the presence of global noise with rate p_{err} such that $p_{err} + c < 1/2$ and $p_{err} < w/s$, then $\epsilon = \max(\epsilon_{rob}, \epsilon_{sec})$ where ϵ_{rob} is negligible in N .*

Below, we proceed with a proof of correctness: it shows that when the Server is honest and perfect, no traps are triggered and there is only a negligible probability that the outcome of the majority vote is different from the output of the Ideal Resource. Then, we give a proof of robustness, analyzing the case of an honest-but-noisy Server: we similarly show that less than w out of s test rounds are detected as long as $p_{err} < w/s$, which is quite intuitive given the concept of a global noise, and we show that the output of the majority vote remains correct as long as $p_{err} + c < \frac{1}{2}$, so that the distribution of the output bit remains biased. Finally, we prove security against arbitrarily malicious behavior from the Server, which concludes the proof of composability and noise-robustness of our Verification protocol, concluding the main result of this work.

Proof of correctness. Assume the Server is honest. By construction of the test rounds, all traps are deterministic in honest executions of Protocol 4, hence no trap is triggered and the Client reaches the output step.

It remains to bound the probability that the Client's majority vote on the d computation rounds outputs an incorrect decision bit. Let $z^* \in \{0, 1\}$ denote the correct decision bit for the delegated BQP computation on input ρ (i.e., $z^* = 1$ if $x \in L$ and $z^* = 0$ otherwise). By correctness of Protocol 4, for each computation round $i \leq d$, the Client receives a bit $x^{(i)}$ distributed as the output measurement of $C[\rho]$. Since C decides the language with error at most $c < 1/2$, we have

$$\Pr[x^{(i)} \neq z^*] \leq c.$$

Let $Y := \sum_{i=1}^d \mathbf{1}[x^{(i)} \neq z^*]$ be the number of incorrect outputs. Then Y is stochastically dominated

by $X \sim \text{Bin}(d, c)$, hence

$$\Pr(Y > \frac{d}{2}) \leq \Pr(X > \frac{d}{2}).$$

By Hoeffding's inequality (Lemma 5),

$$\Pr(X > \frac{d}{2}) \leq \exp\left(-2d\left(\frac{1}{2} - c\right)^2\right).$$

Therefore, conditioned on the Server being honest and the trap test passing (which occurs with probability 1), the Client's majority vote outputs z^* except with probability at most $\epsilon_{\text{cor}} := \exp\left(-2d\left(\frac{1}{2} - c\right)^2\right)$. \square

Proof of robustness. In the presence of noise, computations rounds fail more often, and test rounds might fail even for an honest Server, because of noise. The first part of the statement is straightforwardly obtained by using the previous proof: as long as $p_{\text{err}} + c < 1/2$, repetition and majority vote still allows to decide the language correctly. The probability of accepting a wrong outcome is bounded by $\exp\left(-2d\left(\frac{1}{2} - (c + p_{\text{err}})\right)^2\right)$.

Regarding the potential test rounds failures because of noise, here, a rejection is obtained if more than w out of s test rounds fail. Let Y be the random variable that denote the number of failed test rounds: then, it is stochastically dominated by $X \sim \text{Bin}(s, p_{\text{err}})$, hence, the above expressions can be re-used, and as long as $p_{\text{err}} \leq \frac{w}{s}$ then the probability that more than w rounds are affected is upper-bounded by $\epsilon_{\text{rob}} := \exp\left(-2\left(p_{\text{err}} - \frac{w}{s}\right)^2 s\right)$. \square

Security proof. Here, we prove the security of Protocol 5 by introducing Simulator 3 below. The

Simulator 3 Verified Delegated Quantum Computation

- ▷ SIMULATOR EMULATES CLIENT. (With same procedures as Protocol 5)
 - Choose an arbitrary n -qubit input state ρ_θ .
 - Sample random permutation of test/computation rounds.
 - Delegate rounds blindly to the Server with $\rho^{(i)} = \rho_\theta$ on computation rounds.
 - Check Traps. Set $c = 0$ if less than w were triggered, 1 else.
 - ▷ SIMULATOR - REPORT TO IDEAL RESOURCE
 - Send c to the Ideal Resource.
-

Simulator has access to what is leaked by the protocol: the size of the input n , the decomposition of the target computation in Clifford gates $C_1 \dots C_{t+1}$, the resulting $n + t$ -Clifford map G to build the input state of traps, and d, s, w the parameters of the protocol.

Its only purpose is to infer the Server's honesty as faithfully as in the Real World, capture that in a bit c and send it to the Ideal Resource. In other terms, the Simulator doesn't care about performing the computation C on input ρ . It therefore doesn't need ρ , and can instead start with any n -qubit quantum state ρ_θ . The crucial element is to prove that, the probability of detecting a cheating Server is independent of the state used in the computation rounds, namely ρ or any ρ_θ : prove that this quantity is only dependent on the test rounds configuration, which is entirely identical in both Worlds. This is done by exploiting the composability of Protocol 4, which shows that any malicious Server cannot infer information about ρ or ρ_θ apart from its size.

Below, we express the state of the total system after interaction with an arbitrarily malicious Server in Protocol 5. When σ is in superscript, it refers to the fact that the quantity is defined given a fixed permutation σ of computation rounds and test rounds, and random assignation of traps to test rounds. In fact, σ describes the configuration sampled at random by the Client at the initiation of the protocol. With an abuse of notation, we will simply refer to σ as a choice of permutation, meaning implicitly "choice of permutation and traps configuration".

Using the Reduction to Pauli Deviations. Since Protocol 4 is composable secure in the AC framework, it is in particular composable in parallel. Therefore, since it is used N times in parallel in Protocol 5, it benefits from the security properties mentioned in Section 3.3, in particular the Reduction to Pauli Deviations Lemma 2: for any malicious Server deviation on N parallel usages of Protocol 4, there exists a convex combination of Pauli operators on $N \times (n + t)$ qubits such that the total state after interaction with the Server is

$$\rho_{\text{real}}^\sigma = \sum_{\mathbf{b}} \sum_{\mathbf{E} \in \mathcal{P}_{N \times (n+t)}} |\alpha_{\mathbf{E}}|^2 \times |\mathbf{b}\rangle\langle\mathbf{b}| \circ \mathbf{E}[\rho_{\text{cor}, \mathbf{b}}^\sigma] \otimes \mathbf{U}_{\mathbf{E}} \left[|0\rangle\langle 0|^{\otimes w} \right] \quad (18)$$

where we refer to the definitions of Lemma 2 for $\rho_{\text{cor}, \mathbf{b}}^\sigma = \bigotimes_{i=1}^N \rho_{\text{cor}, \mathbf{b}^{(i)}, C^{(i)}}$.

Output and abort probability analysis. After interaction with a malicious Server, in both worlds, the traps are checked by analyzing the outcomes of test rounds ($i > d$) of the permutation σ . In this step, we want to express the acceptance probability. Note that (18) implies that for a given permutation σ and for a fixed Pauli deviation \mathbf{E} , the distributions of outcomes on test rounds and of those on computation rounds are independent.

We thus introduce a random variable $Y_{\mathbf{E}}^{(\sigma)}$ counting the number of failed test rounds when deviation \mathbf{E} is applied and the choice of permutation is σ . In function of that random variable, the acceptance probability for permutation σ when a fixed deviation is \mathbf{E} applied can be expressed as

$$p_{acc,\mathbf{E}}^{(\sigma)} = \Pr\left[Y_{\mathbf{E}}^{(\sigma)} < w\right]. \quad (19)$$

and it is identical in both Worlds, because of the above comment. It does not depend on the state used in computation rounds (ρ for the Client in the Real World, ρ_\emptyset for the Simulator in the Ideal World).

Finally, in the Real World, a majority vote is computed on the decision bits $y^{(i)} := (\mathbf{x}^{(i)})_1$ of the computation rounds $i \leq d$. A wrong outcome occurs if the majority vote differs from the correct decision bit $z^* \in \{0, 1\}$. Let us define a random variable $Z_{\mathbf{E}}^{(\sigma)}$ counting the number of such failures on computation rounds, whether they are caused by the deviation, or simply the inherent BQP error or noise. In terms of this random variable, the probability that a bad result is output after a majority vote, for a given permutation σ and fixed deviation \mathbf{E} is

$$p_{wrong,\mathbf{E}}^{(\sigma)} = \Pr\left[Z_{\mathbf{E}}^{(\sigma)} < w\right]. \quad (20)$$

The final output state in the Real World can thus be written as

$$\begin{aligned} \rho_{out,real}^\sigma = \sum_{\mathbf{E} \in \mathcal{P}_{N \times (n+t)}} |\alpha_{\mathbf{E}}|^2 & \left[p_{acc,\mathbf{E}}^{(\sigma)} |\text{Acc}\rangle\langle\text{Acc}| \otimes (p_{wrong,\mathbf{E}}^{(\sigma)} |z^* \oplus 1\rangle\langle z^* \oplus 1| + (1 - p_{wrong,\mathbf{E}}^{(\sigma)}) |z^*\rangle\langle z^*|) \right. \\ & \left. + (1 - p_{acc,\mathbf{E}}^{(\sigma)}) |\text{Rej}\rangle\langle\text{Rej}| \otimes |\perp\rangle\langle\perp| \right] \otimes \mathbf{U}_{\mathbf{E}}[|0\rangle\langle 0|^{\otimes w}]. \quad (21) \end{aligned}$$

Regarding the Ideal World, there is no majority vote: conditioned on acceptance, the resource outputs the correct decision bit z^* , and otherwise outputs \perp . As already mentioned, the acceptance probability is the same, because of independence of test and computation rounds. Hence,

$$\begin{aligned} \rho_{out,ideal}^\sigma = \sum_{\mathbf{E} \in \mathcal{P}_{N \times (n+t)}} |\alpha_{\mathbf{E}}|^2 & \left[p_{acc,\mathbf{E}}^{(\sigma)} |\text{Acc}\rangle\langle\text{Acc}| \otimes |z^*\rangle\langle z^*| + (1 - p_{acc,\mathbf{E}}^{(\sigma)}) |\text{Rej}\rangle\langle\text{Rej}| \otimes |\perp\rangle\langle\perp| \right] \\ & \otimes \mathbf{U}_{\mathbf{E}}[|0\rangle\langle 0|^{\otimes w}]. \quad (22) \end{aligned}$$

Reducing the Server deviation to a single $N \times (n+t)$ -qubit Pauli. Now we make the two following simplifications: first we realize that the working register is always unentangled from the rest of the state that constitutes the output of the protocol. It therefore doesn't contribute to any distinguishing advantage and can be traced out. Second, since the output contains a convex combinations of possible Pauli deviations, it is enough to consider that the Server applies a single Pauli deviation \mathbf{E} for which the distinguishing probability is maximum. Together, we finally have for a choice of permutation σ , for a fixed deviation \mathbf{E} ,

$$\begin{aligned} \rho_{out,real}^\sigma = p_{acc,\mathbf{E}}^{(\sigma)} |\text{Acc}\rangle\langle\text{Acc}| & \otimes (p_{wrong,\mathbf{E}}^{(\sigma)} |z^* \oplus 1\rangle\langle z^* \oplus 1| + (1 - p_{wrong,\mathbf{E}}^{(\sigma)}) |z^*\rangle\langle z^*|) \\ & + (1 - p_{acc,\mathbf{E}}^{(\sigma)}) |\text{Rej}\rangle\langle\text{Rej}| \otimes |\perp\rangle\langle\perp| \quad (23) \end{aligned}$$

and

$$\rho_{out,ideal}^\sigma = p_{acc,\mathbf{E}}^{(\sigma)} |\text{Acc}\rangle\langle\text{Acc}| \otimes |z^*\rangle\langle z^*| + (1 - p_{acc,\mathbf{E}}^{(\sigma)}) |\text{Rej}\rangle\langle\text{Rej}| \otimes |\perp\rangle\langle\perp| \quad (24)$$

From the POV of the Distinguisher, the choice of the permutation and trap configurations σ is not known. The state is thus a probabilistic mixture of all possible permutations σ uniformly. Denoting S the set of permutations of $[N]$ and trap configurations, we have

$$\rho_{out,ideal} = \frac{1}{|S|} \sum_{\sigma \sim \$S} \rho_{out,ideal}^\sigma \quad (25)$$

and

$$\rho_{out,real} = \frac{1}{|S|} \sum_{\sigma \sim \$S} \rho_{out,real}^\sigma. \quad (26)$$

Evaluating the distinguishing advantage. The distinguishing advantage writes

$$p_d = \max_{\mathbf{E} \in \mathcal{P}_{N \times (n+t)}, \rho_0} \|\rho_{out,real} - \rho_{out,ideal}\|_{\text{Tr}} \quad (27)$$

$$= \max_{\mathbf{E} \in \mathcal{P}_{N \times (n+t)}} \frac{1}{|S|} \left\| \sum_{\sigma \sim \$S} \rho_{out,real}^\sigma - \rho_{out,ideal}^\sigma \right\|_{\text{Tr}} \quad (28)$$

$$\leq \max_{\mathbf{E} \in \mathcal{P}_{N \times (n+t)}} \frac{1}{|S|} \sum_{\sigma \sim \$S} \|\rho_{out,real}^\sigma - \rho_{out,ideal}^\sigma\|_{\text{Tr}} \quad (29)$$

$$= \max_{\mathbf{E} \in \mathcal{P}_{N \times (n+t)}} \frac{1}{|S|} \sum_{\sigma \sim \$S} p_{acc,E}^{(\sigma)} \times p_{wrong,E}^{(\sigma)} \quad (30)$$

We can re-write the above expression as $p_d = \max_{\mathbf{E}} \Pr[Y < w \wedge Z > d/2]$, where Y is the random variable counting the number of triggered test rounds and Z counts the number of computation rounds whose decision bit is incorrect, under a fixed deviation \mathbf{E} and a uniformly random permutation σ . Using Lemma 4 proved in Section B, this is negligible in s and d , thus proving the exponential security of the protocol. \square

Lemma 4 (Negligible security error). *Let d, s, w be the number of computation rounds, number of test rounds, and number of tolerated test rounds failures. Then, for any Pauli deviation chosen by the Server, the probability that the deviation triggers less than w rounds and affects more than $d/2$ computation rounds is negligible in d, s .*

4.3 Towards a verification framework in the circuit-model

Note that the concepts of Section 4.1 can naturally be generalized to constitute a modular framework for composable verification in the circuit model, similarly as it has been done for measurement-based verification in [12]. We hereby layout a few words about the generalization, that we aim to explore more formally and in more details in a future work.

4.3.1 From single-qubit traps to multi-qubit traps

A *trap* in this work is simply a qubit index $q \leq n + t$ aiming to yield a deterministic outcome for qubit q . A *generalized trap* is a subset of qubit indices $Q \subset [n + t]$ aiming to yield a deterministic result for the parity of measurement outcomes of qubits in Q .

Definition 6 (Generalized trap). *A generalized trap Q is a subset of qubit indices $Q \subset [n + t]$. An input state for trap Q is a $+1$ eigenstate of $\hat{S}_Q = \mathbf{G}^\dagger \mathbf{Z}_Q \mathbf{G}$ where $\mathbf{Z}_Q = \prod_{q \in Q} \mathbf{Z}_q$.*

A generalized trap Q detects Pauli deviations that anti-commute with \mathbf{Z}_Q .

Definition 7 (Detection property of generalized traps). *Using the same notations as Section 4.1, trap Q detects deviation \mathbf{E} if $\{\mathbf{Z}_Q, \mathbf{E}\} = 0$, and does not detect it if $[\mathbf{Z}_Q, \mathbf{E}] = 0$.*

Here, it appears that the traps introduced in 4.1 are single-qubit traps, where $|Q| = 1$.

Adapting the traps check. Following this generalization, the TRAPS CHECK operation can be re-written. Indeed, introduce $\tau_Q(\mathbf{b}) = \bigoplus_{q \in Q} b_q$. Then, if we write Q_i the trap for test round i , then the sum in TRAPS CHECK becomes $\sum_{i>d} (\tau_{Q_i}(\mathbf{b}^{(i)}))$.

Adapting the security guarantees. Given a set of traps, the same security properties hold if Lemma 3 can apply, meaning if any harmful deviation is detected by at least one trap of the set. We can thus state the following theorem, informal, adapted version of Theorem 6.

Theorem 7 (Informal). *Let R be a set of generalized traps Q_1, \dots, Q_r . Let Protocol 5' be a variant of Protocol 5 where in test rounds the Client chooses a trap Q_i randomly from R , delegates it and uses the adapted traps check operations above. Then, if the traps Q_1, \dots, Q_r detect all harmful deviations, the same security guarantees as Theorem 6 applies.*

4.3.2 Combining compatible traps in a single test run

Furthermore, if two traps Q_1 and Q_2 can have a compatible input state, meaning a tensor product of $n + t$ single-qubit states stabilized both by \hat{S}_{Q_1} and \hat{S}_{Q_2} , then the traps can be *merged*: the Client delegate both traps in the same test run, and has to check that *none* was triggered. Indeed, let $\rho \otimes \rho_A$ be an input state for both traps (exists by assumption). The Client can delegate the test run $C_1 \dots C_{t+1}, A_1 \dots A_t$ as usual.

Note that this is not always possible. If the stabilizers of traps Q_1 and Q_2 do not allow it, then they have to be delegated in different test runs. The following definition captures traps compatibility.

Definition 8 (Compatible traps.). *Generalized traps Q_1, Q_2 are compatible if their stabilizers $\hat{S}_{Q_1}, \hat{S}_{Q_2}$ commute on each index. Indeed, only then, there can exist a input state tensor product of $n + t$ single-qubit state stabilized by both.*

Adapting the traps check. Now, let $R = Q_1, \dots, Q_r$ be a set of compatible traps. Then, define $\tau_R(\mathbf{b}) = \bigwedge_{Q \in R} \tau_Q(\mathbf{b})$. The sum in TRAPS CHECK operation can be written $\sum_{i \geq d} (\tau_R(\mathbf{b}^{(i)}))$. As a consequence, the same security properties holds if the initial set of traps (without merging) detects all harmful deviations, since such a deviation would trigger at least one of the traps.

Merging traps is equivalent to graph coloring. Quite naturally, if Q_1 and Q_2 are compatible, and Q_2 and Q_3 are compatible, then Q_1 and Q_3 are compatible, so the three traps can be done in a single test run. This merging procedure thus reduces the number of types of test runs, and finding the optimal merging procedure can be reduced to a graph coloring problem [29, 30]—finding the minimum number of test runs is thus equivalent to finding the chromatic number of a graph, which is NP-hard.

Connexion with [5] This allows to showcase [5] as an instance of Protocol 4, where the initial circuit was compiled by writing Hadamard gates as $H = \text{HTTHTTHTTH}$, $P = \text{TT}$. It compiles the initial circuit by introducing even more magic-state injection steps. As a direct consequence, it increases the number of qubits that the Client has to send at each round of MB-DQC. Another direct, yet naive, consequence is that it would increase the number of types of test runs. This is true if we stick to the vanilla definition of our traps in Section 4.1. But by exploiting the fact that *traps can be merged*, we can show that such compilation allows one to merge the traps into *two different types of test runs only*. Indeed, after Broadbent’s compilation trick, only Hadamard gates and CNOT remain in the circuit. It can be shown that the graph corresponding to the traps merging here is a bipartite graph, with a chromatic number of 2, which explains the protocol with two types of test runs initially obtained by Broadbent in [5].

5 Discussion

Verification in the Clifford + MSI model. The central contribution of this paper is to provide a framework for verification protocols that simultaneously achieves composable security, exponentially small soundness error against malicious behavior, and robustness to global noise, while being tailored to the Clifford + MSI model. Compared to the recent result of [7], which focuses on noise robustness for verification in the circuit model, our work additionally provides a composable and modular construction for verification protocols. This closes the previously widening conceptual and practical gaps between circuit and MBQC model based verification strategies.

Constructions for composable delegation. Along the way, we introduced a delegation protocol that is sufficient to hide whether a computation or a test is being delegated, with full composable security inherited from its sub-components. Working in the Clifford + MSI model, we derived a blind state-injection protocol that hides the (non-)Cliffordness injected by the Client at each layer, together with a protocol that delegates a Clifford circuit and measurements on a blinded quantum state. Since these primitives are composable secure by construction, they can be reused in other protocols and optimized independently, both theoretically and in practical implementations.

A framework for verification in the circuit model. By generalizing the trap design, we have shown that there exists a unified stabilizer-based formalism for circuit-model verification. It allows traps designs on subsets of qubits (rather than single qubits) and supports the combination

of test rounds by merging compatible traps. This modularity exposes a whole family of verification protocols—including [5]—all enjoying the same security guarantees. This has the potential to enable Clients to derive traps optimization procedures and to tailor verification schemes to hardware constraints, in direct analogy with dummyless verification in MBQC [31].

Magic-blindness is sufficient for verification. Is it necessary? We established *magic-blindness* as a sufficient notion of blindness for verification in the circuit model. This raises a more fundamental question: *must verification protocol necessarily hide some quantum computational resource from the prover?* In our construction, the hidden resource is *magic* (non-stabilizerness), because it is what enables quantum advantage in Clifford+MSI architectures, but there is no a priori reason that this must be the only possibility. This reframes verification as a *resource-hiding task*: is there a different, or minimal quantum resource whose blindness is required and sufficient to make malicious deviations detectable? If such a minimal resource exists, it would imply fundamental lower bounds on verification overhead. More generally, such question opens the door to a *resource theory of verification*.

Acknowledgements Authors acknowledge Elham Kashefi, Dominik Leichtle, and Luka Music for fruitful discussions throughout the work, and Rajarsi Pal for pointing out the link between optimal traps merging procedures and graph coloring. Authors acknowledge funding from the Hybrid Quantum Initiative (HQI) supported by France 2030 under ANR grant ANR-22-PNCQ-0002.

References

- [1] R. Babbush, R. King, S. Boixo, W. Huggins, T. Khattar, G. H. Low, J. R. McClean, T. O’Brien, and N. C. Rubin, “The Grand Challenge of Quantum Applications,” [arXiv:2511.09124 \[quant-ph\]](#).
- [2] D. Aharonov, M. Ben-Or, and E. Eban, “Interactive Proofs For Quantum Computations,” *arxiv:0810.5375* (2008). Presented at ICS 2010.
- [3] D. Aharonov, M. Ben-Or, E. Eban, and U. Mahadev, “Interactive Proofs For Quantum Computations,” *arxiv:1704.04487* (2017). <https://arxiv.org/pdf/1704.04487>. Updated and corrected version of arxiv:0810.5375.
- [4] J. F. Fitzsimons and E. Kashefi, “Unconditionally verifiable blind quantum computation,” *Phys. Rev. A* **96**, 012303 (2017). <https://link.aps.org/doi/10.1103/PhysRevA.96.012303>.
- [5] A. Broadbent, “How to Verify a Quantum Computation,” *Theory of Computing* **14**, 1–37 (2018). <https://theoryofcomputing.org/articles/v014a011>.
- [6] U. Mahadev, “Classical Verification of Quantum Computations,” [arXiv:1804.01082 \[quant-ph\]](#).
- [7] A. Broadbent and J. Nevin, “Noise-Robustness for Delegated Quantum Computation in the Circuit Model,” [arXiv:2511.22844 \[quant-ph\]](#).
- [8] S. Aaronson, “The Scott Aaronson 25.00\$ Prize.” <http://www.scottaaronson.com/blog/?p=284>, October, 2007. Accessed: Jan. 30 2015.
- [9] U. Vazirani, “Conference reported in [2],” 2007.
- [10] D. Aharonov and U. Vazirani, “Is Quantum Mechanics Falsifiable? A computational perspective on the foundations of Quantum Mechanics,” 2012. Eprint:[arXiv:1206.3686](#).
- [11] U. Maurer and R. Renner, “Abstract cryptography,” in *Innovations in Computer Science*, pp. 1 – 21, Tsinghua University Press. Jan, 2011. <https://crypto.ethz.ch/publications/files/MauRen11.pdf>.
- [12] T. Kapourniotis, E. Kashefi, D. Leichtle, L. Music, and H. Ollivier, “Unifying Quantum Verification and Error-Detection: Theory and Tools for Optimisations,” *arxiv:2206.00631* (2022).

- [13] D. Leichtle, L. Music, E. Kashefi, and H. Ollivier, “Verifying BQP Computations on Noisy Devices with Minimal Overhead,” *Phys. Rev. X Quantum* **2**, (2021).
- [14] E. Kashefi, D. Leichtle, L. Music, and H. Ollivier, “Verification of Quantum Computations without Trusted Preparations or Measurements,” [arXiv:2403.10464 \[quant-ph\]](#).
- [15] M. Garnier, D. Leichtle, L. Music, and H. Ollivier, “Composably Secure Delegated Quantum Computation with Weak Coherent Pulses,” [arXiv:2503.08559 \[quant-ph\]](#).
- [16] B. Yang, E. Kashefi, and H. Ollivier, “Verifiable blind observable estimation: A composably secure protocol for near-term quantum advantage tasks,” [arXiv:2510.08548 \[quant-ph\]](#).
- [17] P. Drmota, D. P. Nadlinger, D. Main, B. C. Nichol, E. M. Ainley, D. Leichtle, A. Mantri, E. Kashefi, R. Srinivas, G. Araneda, C. J. Ballance, and D. M. Lucas, “Verifiable blind quantum computing with trapped ions and single photons,” 2023.
- [18] C. Gustiani, D. Leichtle, D. Mills, J. Miller, R. Grassie, and E. Kashefi, “On-Chip Verified Quantum Computation with an Ion-Trap Quantum Processing Unit,” [arXiv:2410.24133 \[quant-ph\]](#).
- [19] C. D. Donne, M. Iuliano, B. van der Vecht, G. M. Ferreira, H. Jirovská, T. van der Steenhoven, A. Dahlberg, M. Skrzypczyk, D. Fioretto, M. Teller, P. Filippov, A. R.-P. Montblanch, J. Fischer, B. van Ommen, N. Demetriou, D. Leichtle, L. Music, H. Ollivier, I. t. Raa, W. Kozłowski, T. Taminiau, P. Pawełczak, T. Northup, R. Hanson, and S. Wehner, “Design and demonstration of an operating system for executing applications on quantum network nodes,” [arXiv:2407.18306 \[quant-ph\]](#).
- [20] A. Broadbent, J. Fitzsimons, and E. Kashefi, “Universal blind quantum computation,” in *50th Annual IEEE Symposium on Foundations of Computer Science*, IEEE, ed. 2009.
- [21] M. A. Nielsen and I. L. Chuang, “Quantum Computation and Quantum Information: 10th Anniversary Edition,” *Cambridge University Press*, 2000.
- [22] S. Bravyi and A. Kitaev, “Universal Quantum Computation with ideal Clifford gates and noisy ancillas,” *Phys. Rev. A* **71**, 022316 (2005) **71**, 022316 (2004), [arXiv:quant-ph/0403025 \[quant-ph\]](#).
- [23] D. Gottesman, “The Heisenberg Representation of Quantum Computers,” *Group22: Proceedings of the XXII International Colloquium on Group Theoretical Methods in Physics*, eds. S. P. Corney, R. Delbourgo, and P. D. Jarvis, pp. 32-43 (Cambridge, MA, International Press, 1999) (1998), [arXiv:quant-ph/9807006 \[quant-ph\]](#).
- [24] A. Childs, “Secure assisted quantum computation,” *Quant. Inf. Comput.* **5**, 456 (2005).
- [25] P. W. Shor and J. Preskill, “Simple proof of security of BB84 quantum key distribution protocol,” *Phys. Rev. Lett.* **85**, 441–444 (2000), [quant-ph/0003004](#).
- [26] C. Dankert, R. Cleve, J. Emerson, and E. Livine, “Exact and approximate unitary 2-designs and their application to fidelity estimation,” *Physical Review A* **80**, 012304 (2009).
- [27] U. Maurer, “Constructive Cryptography – A New Paradigm for Security Definitions and Proofs,” in *Theory of Security and Applications*, S. Mödersheim and C. Palamidessi, eds., pp. 33–56. Springer Berlin Heidelberg, Berlin, Heidelberg, 2012.
- [28] V. Dunjko, J. F. Fitzsimons, C. Portmann, and R. Renner, “Composable Security of Delegated Quantum Computation,” in *Advances in Cryptology – ASIACRYPT 2014*, P. Sarkar and T. Iwata, eds., pp. 406–425. Springer Berlin Heidelberg, Berlin, Heidelberg, 2014.
- [29] J. Barberà-Rodríguez, M. Navarro, and L. Zambrano, “Sampling Groups of Pauli Operators to Enhance Direct Fidelity Estimation,” [arXiv:2501.19228 \[quant-ph\]](#).
- [30] V. Verteletskyi, T.-C. Yen, and A. F. Izmaylov, “Measurement Optimization in the Variational Quantum Eigensolver Using a Minimum Clique Cover,” *The Journal of Chemical Physics* **152**, (2019), [arXiv:1907.03358 \[quant-ph\]](#).
- [31] T. Kapourniotis, E. Kashefi, D. Leichtle, L. Music, and H. Ollivier, “Asymmetric Quantum Secure Multi-Party Computation With Weak Clients Against Dishonest Majority,” Cryptology eprint archive, paper 2023/379, 2023. <https://eprint.iacr.org/2023/379>.

A Proofs for Blindness

A.1 Correctness of Blind-State Injection

Proof of correctness of Protocol 1. When both parties behave honestly, we here show that the output of the protocol is identical to the one of the Ideal Resource.

State received by the Server Below, we write the state held by the Server after receiving encrypted qubits from the Client, including the ancilla register. The Client samples n -bit strings $\tilde{\mathbf{a}}, \tilde{\mathbf{r}}$, additional encryption bits on the $n+1$ -th index a_{n+1}, r_{n+1} , and simply writes the total $n+1$ -bit encryption keys \mathbf{a}, \mathbf{r} . Taking into account that the ancillary state (in register $n+1$) is pre-rotated by θ , the Server receives

$$\rho_{in} = X^{\mathbf{a}} Z^{\mathbf{r}} \circ Z_{n+1}(\theta) [\rho \otimes \rho_A] \quad (31)$$

State Injection by the Server. The Server starts by performing the Clifford circuit C on the first n qubits, and applies F_i on the total system.

$$\rho_{inj} = F \circ C[\rho_{in}] \quad (32)$$

Measurement and Rotation. The Server then proceeds to measure qubit $n+1$ in the computational basis. Assuming it yielded outcome b , the Client computes b' as mentioned in the protocol, computes the appropriate angle and blinds it, and the Server receives $\delta_{b'}$. In total, from the Server's POV we can write that the system is in the state $Z_n^\dagger(\delta_{b'})[\rho_{inj}]$ on which we apply the projector $|b\rangle\langle b|$ on the $n+1$ -th qubit. However since the Client stores the output bit as b' , the total system is actually in the state

$$\rho_{dec} = |b'\rangle\langle b|_{n+1} \circ Z_n^\dagger(\delta_{b'}) [\rho_{inj}] \quad (33)$$

Commuting the encryption. We now re-write the above state by commuting the encryption. In the first line, we simply expand the above expression. In the second line, we commute the Pauli encryption through the Clifford circuit C , then F , on $n+1$ qubits. Note that this gives the Pauli $X^{\mathbf{a}'} Z^{\mathbf{r}'}$ that the Client computes as well, in the protocol. Also, the θ rotation acts on the $n+1$ -th bit, so it commutes trivially through C (which acts on the n first qubits only). Then, through F it commutes with the CNOT since it acts on qubit $n+1$ which is the controlled qubit, and after the SWAP it ends up on the n -th qubit. This results in

$$\rho_{dec} = |b'\rangle\langle b|_{n+1} \circ Z_n^\dagger(\delta_{b'}) \circ F \circ C \circ X^{\mathbf{a}} Z^{\mathbf{r}} \circ Z_{n+1}(\theta) [\rho \otimes \rho_A] \quad (34)$$

$$= |b'\rangle\langle b|_{n+1} \circ Z_n^\dagger(\delta_{b'}) \circ X^{\mathbf{a}'} Z^{\mathbf{r}'} \circ Z_n(\theta) \circ F \circ C [\rho \otimes \rho_A] \quad (35)$$

And now, we are interested in commuting the encryption through the δ rotation on the n -th qubit. In the first line we just use the fact that this rotation acts on the n -qubit only, so the encryption on the other qubits commute trivially. On the second line, we use the fact that Z commutes through Z -rotation and X commute up to a sign flip of the angle, and in the third line we just combine the operators again to have a compact notation. Finally in the last three lines we use the fact that $Z(\alpha) \circ Z(\beta) = Z(\alpha + \beta)$, and replaced δ by its definition, which cancels out the $(-1)^{a'_n}$ sign introduced by commuting the encryption.

$$Z_n^\dagger(\delta) \circ X^{\mathbf{a}'} Z^{\mathbf{r}'} \circ Z_n(\theta) = \left(\bigotimes_{i \neq n} X^{a'_i} Z^{r'_i} \right) \otimes \left(Z_n^\dagger(\delta) \circ X^{a'_n} Z^{r'_n} \right) \circ Z_n(\theta) \quad (36)$$

$$= \left(\bigotimes_{i \neq n} X^{a'_i} Z^{r'_i} \right) \otimes \left(X^{a'_n} Z^{r'_n} \circ Z_n^\dagger((-1)^{a'_n} \delta) \right) \circ Z_n(\theta) \quad (37)$$

$$= X^{\mathbf{a}'} Z^{\mathbf{r}'} \circ Z_n^\dagger((-1)^{a'_n} \delta) \circ Z_n(\theta) \quad (38)$$

$$= X^{\mathbf{a}'} Z^{\mathbf{r}'} \circ Z_n^\dagger((-1)^{a'_n} \times (-1)^{a'_n} (\phi_{b'} + \theta) - \theta) \quad (39)$$

$$= X^{\mathbf{a}'} Z^{\mathbf{r}'} \circ Z_n^\dagger(\phi_{b'}) \quad (40)$$

Altogether, we can thus write

$$\rho_{dec} = |b'\rangle\langle b|_{n+1} \circ X^{\mathbf{a}'} Z^{\mathbf{r}'} \circ Z_n^\dagger(\phi_{b'}) \circ F \circ C [\rho \otimes \rho_A] . \quad (41)$$

The next re-writing step is to interpret the Client's decoding of the measurement outcome as a decryption of the quantum state before measurement. This can be done by changing variables for b , as $b \mapsto b \oplus a'_{n+1}$. The consequence is that b' becomes b and $|b'\rangle\langle b|$ becomes $|b\rangle\langle b'| = |b\rangle\langle b| \circ X^{a'_{n+1}}$: flipping the measurement outcome is equivalent to applying a Pauli X upon measurement in computational basis. Furthermore, for the sake of homogeneity, we note that we can write it as a full decryption $Z^{r'_{n+1}} X^{a'_{n+1}}$ as $|b\rangle\langle b| \circ X^{a'_{n+1}} = |b\rangle\langle b| \circ Z^{r'_{n+1}} X^{a'_{n+1}}$ since up to a global and irrelevant phase, $\langle b|Z^r = \langle b|$. Thus, the state of the total system, before decryption by the Client, is

$$\rho_{dec,b} = \left(|b\rangle\langle b| \circ Z^{r'_{n+1}} X^{a'_{n+1}} \right)_{n+1} \circ X^{a'} Z^{r'} \circ Z_n^\dagger(\phi_b) \circ F \circ C[\rho \otimes \rho_A] \quad (42)$$

Client decryption. Finally, the Client applies $Z^{\tilde{r}'} X^{\tilde{a}'}$ defined as $Z^{r'} X^{a'}$ if $A \neq T$, and $X_n^b \circ Z^{r'} X^{a'}$ if $A = T$. In both cases, the additional correction is Pauli and acts on the n -th qubit, so it commutes with $|b\rangle\langle b|_{n+1}$.

- In the $A \neq T$ case, then it is straightforward that

$$\rho_{out,b} = |b\rangle\langle b|_{n+1} \circ \underbrace{\left(\bigotimes_{i \leq n} Z^{r'_i} X^{a'_i} \right) \circ (Z^{r'_{n+1}} X^{a'_{n+1}})_{n+1}}_{Z^{r'} X^{a'}} \circ X^{a'} Z^{r'} \circ Z_n^\dagger(\phi_b) \circ F \circ C[\rho \otimes \rho_A] \quad (43)$$

$$= |b\rangle\langle b|_{n+1} \circ \underbrace{Z^{r'} X^{a'} \circ X^{a'} Z^{r'}}_{\mathbb{1}_{n+1}} \circ Z_n^\dagger(\phi_b) \circ F \circ C[\rho \otimes \rho_A] \quad (44)$$

$$= |b\rangle\langle b|_{n+1} \circ Z_n^\dagger(\phi_b) \circ F \circ C[\rho \otimes \rho_A] \quad (44)$$

$$= (\mathbb{1}_n \otimes |b\rangle\langle b|) \circ F \circ C[\rho \otimes \rho_A] \quad (45)$$

which is the output of the Ideal Resource.

- In the $A = T$ case, we have something similar, except the Pauli correction is being performed by the Client as part of the decryption process. Hence the net transformation that will be implemented on ρ is $T_n \circ C$. Indeed, for the same reason as above but introducing the required correction, by replacing $\phi_b = b \times \frac{\pi}{2}$ (which is the appropriate value for $A = T$):

$$\rho_{out,b} = |b\rangle\langle b|_{n+1} \circ X_n^b \circ Z_n^\dagger(b \times \frac{\pi}{2}) \circ F \circ C[\rho \otimes \rho_A] \quad (46)$$

$$= T_n \circ C[\rho] \otimes |b\rangle\langle b| \quad (47)$$

Since the Client's output of the protocol is the n -qubit state $A_n[\rho]$, this concludes the proof of correctness, as this is the output of the Ideal Resource. \square

A.2 Security of Blind-State Injection

Here, we prove that the reduced version of the State Injection Protocol 1, namely Reduction 1, generates indeed the same transcript and is hence statistically indistinguishable from the initial protocol for any unbounded distinguisher.

Proof.

State sent to the Distinguisher.

- In Protocol 1, the Client's randomness is described by $\mathbf{a}, \mathbf{r}, \theta$ and the Server receives the state $(X^{\mathbf{a}} Z^{\mathbf{r}} \circ Z_{n+1}(\theta)) [\rho \otimes \rho_A]$. Furthermore, the Client can compute $\mathbf{a}', \mathbf{r}' = F \circ C(\mathbf{a}, \mathbf{r})$. Then, alongside the branch b (assuming the classical bit returned by the Server is b), the Client also sends to the Server the angle δ that is computed accordingly from b' . In total the Server thus receives the state

$$\rho_{1,in,b'}^{\mathbf{a},\mathbf{r},\theta} = (X^{\mathbf{a}} Z^{\mathbf{r}} \circ Z_{n+1}(\theta)) [\rho \otimes \rho_A] \otimes |\delta_{b'}\rangle\langle \delta_{b'}| \quad (48)$$

where

$$\delta_{b'} = (-1)^{a'_n}(\phi_{b'} + \theta) \quad \text{and } \theta \leftarrow \$\Theta. \quad (49)$$

Notice that here we wrote the global state sent by the Client to the Server through the protocol, assuming that the Server's measurement outcome is b . Although this may seem to violate causality (the Server receives an angle value while the register has not been measured yet), the causal structure is preserved because the angle register is actually never used until the Server actually performs the measurement.

- In Protocol 1, the encrypt-and-send procedure is done by performing teleportation by keeping the measurement outcomes secret and known only by the Client. The encryption of the n -qubit state is the standard Quantum One-Time Pad procedure via EPR pairs and EPR measurements. Regarding the ancilla qubit in Protocol 1, One-Time Pad via EPR pairs and EPR measurements is done in two steps. In the first one, the Client gets the bit a_{n+1} . Then, she waits for the Server's bit b , and in the second step she computes θ and performs the rotation and measurement that yields outcome r_{n+1} . Since computing θ from b requires $\tilde{\mathbf{a}}, \tilde{\mathbf{r}}$ and a_{n+1} but not r_{n+1} , this is possible (indeed, nor a'_{n+1} nor a'_n depend on r_{n+1}). The net effect of the "ancilla encryption-and-send" step is to have sent the state $X^{a_{n+1}} Z^{r_{n+1}} \circ Z(\theta)[\rho_A]$ to the Server, with a_{n+1}, r_{n+1} unknown and θ computed as mentioned. Here, the Client's randomness is $\mathbf{a}, \mathbf{r}, \delta$, and altogether in Protocol 1 the state received by the Server is

$$\rho_{1, in, b'}^{\mathbf{a}, \mathbf{r}, \delta} = (X^{\mathbf{a}} Z^{\mathbf{r}} \circ Z_n(\theta_{b'})) [\rho \otimes \rho_A] \otimes |\delta\rangle\langle\delta| . \quad (50)$$

where

$$\theta_{b'} = (-1)^{a_A} \delta - \phi_{b'} \quad \text{and} \quad \delta \leftarrow \$\Theta . \quad (51)$$

State after interaction with a malicious Server. In both protocols, the Server interface of the Distinguisher thus receives $n + 1$ qubits and a 2-bit angle (that we considered stored in a quantum register as well). As in the previous protocol, we can without loss of generality that the Server holds a working register of fixed size w , initialized at $|0\rangle\langle 0|^{\otimes w}$ and that the Server might deviate from the instructions at each step, by applying an arbitrarily chosen unitary operator jointly on the received qubits and the working register. Indeed:

- The Server might apply a deviation D_{in} when receiving the $n + 1$ qubits.
- Then, we can always assume that the Server performs $(F \circ C) \otimes \mathbb{1}_{2+w}$ followed by a unitary deviation D_{pre} . We let the $\mathbb{1}_{2+w}$ be implicit in the expressions below.
- Finally we can assume that the Server performs a rotation on the n -qubit, that is classically conditioned by the angles register, which we call CR^\dagger , followed by a final unitary deviation D_{fin} .

Since they are all unitary operators, we can gather them as one global unitary applied before the measurement of the $n + 1$ -th qubit. Thus, in Protocol 1, similarly as in Protocol 1 (when replacing 1 by 2 and θ by δ), we have:

$$\rho_{1, pre, b'}^{\mathbf{a}, \mathbf{r}, \theta} = D_{fin} \circ CR^\dagger \circ D_{pre} \circ F \circ C \circ D_{in} \left[\rho_{1, in, b'}^{\mathbf{a}, \mathbf{r}, \theta} \otimes |0\rangle\langle 0|^{\otimes w} \right] \quad (52)$$

$$= D \circ CR^\dagger \circ F \circ C \left[\rho_{1, in, b'}^{\mathbf{a}, \mathbf{r}, \theta} \otimes |0\rangle\langle 0|^{\otimes w} \right] \quad (53)$$

$$= D \circ Z_n^\dagger(\delta_{b'}) \circ F \circ C \left[\rho_{1, in, b'}^{\mathbf{a}, \mathbf{r}, \theta} \otimes |0\rangle\langle 0|^{\otimes w} \right] \quad (54)$$

where we have set

$$D = D_{fin} \circ CR^\dagger \circ D_{pre} \circ F \circ C \circ D_{in} \circ C^\dagger \circ F^\dagger \circ CR . \quad (55)$$

Then, to enforce the measurement of qubit $n + 1$ to yield outcome b , we apply projector $|b\rangle\langle b|$ on it. Since the Client stores $b' = b \oplus a'_A$, we can write the output state before decryption by the Client as

$$\rho_{1, dec, b'}^{\mathbf{a}, \mathbf{r}, \theta} = |b'\rangle\langle b|_{n+1} \left[\rho_{1, pre, b'}^{\mathbf{a}, \mathbf{r}, \theta} \right] \quad (56)$$

$$= |b'\rangle\langle b|_{n+1} \circ D \circ Z_n^\dagger(\delta_{b'}) \circ F \circ C \left[\rho_{1, in, b'}^{\mathbf{a}, \mathbf{r}, \theta} \otimes |0\rangle\langle 0|^{\otimes w} \right] . \quad (57)$$

Note that the same happens in Protocol 1, by replacing 1 by 2 and θ by δ in the superscripts, to get

$$\rho_{1, dec, b'}^{\mathbf{a}, \mathbf{r}, \delta} = |b'\rangle\langle b|_{n+1} \circ D \circ Z_n^\dagger(\delta) \circ F \circ C \left[\rho_{1, in, b'}^{\mathbf{a}, \mathbf{r}, \delta} \otimes |0\rangle\langle 0|^{\otimes w} \right] . \quad (58)$$

We can apply the same trick to commute the encryption through the State-Injection procedure, including the change of variables $b = b'' \oplus a'_{n+1}$ which makes b' become b'' , then we re-name b'' as

b.

$$\begin{aligned}
\rho_{1,dec,b'}^{\mathbf{a},\mathbf{r},\theta} &= |b'\rangle\langle b|_{n+1} \circ D \circ Z_n^\dagger(\delta_{b'}) \circ F \circ C \left[\rho_{1,in,b'}^{\mathbf{a},\mathbf{r},\theta} \otimes |0\rangle\langle 0|^{\otimes w} \right] \\
&= |b'\rangle\langle b|_{n+1} \circ D \circ Z_n^\dagger(\delta_{b'}) \circ F \circ C \circ X^{\mathbf{a}'} Z^{\mathbf{r}'} \circ Z_n(\theta) \left[\rho \otimes \rho_A \otimes |\delta_{b'}\rangle\langle \delta_{b'}| \otimes |0\rangle\langle 0|^{\otimes w} \right] \\
&= |b'\rangle\langle b|_{n+1} \circ D \circ \left(X^{\mathbf{a}'} Z^{\mathbf{r}'} \right) \circ Z_n^\dagger(\phi_{b'}) \circ F \circ C \left[\rho \otimes \rho_A \otimes |\delta_{b'}\rangle\langle \delta_{b'}| \otimes |0\rangle\langle 0|^{\otimes w} \right] \\
&= |b'\rangle\langle b|_{n+1} \circ D \circ \left(X^{\mathbf{a}'} Z^{\mathbf{r}'} \right) \left[\rho_{cor,A,b'} \otimes |\delta_{b'}\rangle\langle \delta_{b'}| \otimes |0\rangle\langle 0|^{\otimes w} \right] \\
&\stackrel{\text{ch. var.}}{\hookrightarrow} \rho_{1,pre,b}^{\mathbf{a},\mathbf{r},\theta} = \left(|b\rangle\langle b| \circ Z_{n+1}' X^{a'_{n+1}} \right)_{n+1} D \circ \left(X^{\mathbf{a}'} Z^{\mathbf{r}'} \right) \left[\rho_{cor,A,b} \otimes |\delta_b\rangle\langle \delta_b| \otimes |0\rangle\langle 0|^{\otimes w} \right]
\end{aligned}$$

where we have introduced the *correct state alongside alongside computation branch b* as $\rho_{cor,A,b} = Z_n^\dagger(\phi_b) \circ F \circ [\rho \otimes \rho_A]$.

Decryption by the Client/Resource. Now, in both protocols, the Client applies a decryption procedure. At this stage, in Protocol 1 has performed the measurement that yielded the outcome r_{n+1} . Thus, in both protocols, the decryption key computed by the Client is $\mathbf{a}', \mathbf{r}' = F \circ C(\mathbf{a}, \mathbf{r})$. The Client truncates it to the first n bits as $\tilde{\mathbf{a}}', \tilde{\mathbf{r}}'$. In the case $A = T$, the Client adds a X^b decryption on the n -th qubit due to the required Pauli correction of Magic-State injection. We thus introduce $\text{PCor}_{A,b} = X^{b1_{A=T}}$. Note that due to the existing $Z_{n+1}' X^{a'_{n+1}}$ decryption on qubit $n+1$ that comes from decoding the measurement outcome, $Z_{n+1}' X^{\tilde{\mathbf{a}}'} \otimes Z_{n+1}' X^{a'_{n+1}} = Z^{\mathbf{r}'} X^{\mathbf{a}'}$. The above state thus becomes,

$$\rho_{1,dec,b'}^{\mathbf{a},\mathbf{r},\theta} = |b\rangle\langle b|_{n+1} \circ \text{PCor}_{A,b} \circ Z^{\mathbf{r}'} X^{\mathbf{a}'} \circ D \circ X^{\mathbf{a}'} Z^{\mathbf{r}'} \left[\rho_{cor,A,b} \otimes |\delta_b\rangle\langle \delta_b| \otimes |0\rangle\langle 0|^{\otimes w} \right], \quad (59)$$

and

$$\rho_{1,dec,b'}^{\mathbf{a},\mathbf{r},\delta} = |b\rangle\langle b|_{n+1} \circ \text{PCor}_{A,b} \circ Z^{\mathbf{r}'} X^{\mathbf{a}'} \circ D \circ X^{\mathbf{a}'} Z^{\mathbf{r}'} \left[\rho_{cor,A,b} \otimes |\delta\rangle\langle \delta| \otimes |0\rangle\langle 0|^{\otimes w} \right]. \quad (60)$$

From the POV of the Distinguisher. Since the keys are unknown for the Distinguisher, it only knows a statistical mixture of all possible values of \mathbf{a}, \mathbf{r} , of $n+1$ bits each. This uses the fact that in Protocol 1, keys are sampled uniformly, whereas in Protocol 1, keys emerge from measurement outcomes that are distributed uniformly as well. Likewise, in Protocol 1, θ is sampled uniformly from Θ , while in Protocol 1 it is δ that is sampled uniformly from Θ . We thus have $2(n+1) + 2$ bits of randomness in total.

$$\rho_{1,out,b} = \frac{1}{4^n} \sum_{\mathbf{a},\mathbf{r} \in \{0,1\}^{n+1}} \frac{1}{2^2} \sum_{\theta \in \Theta} \rho_{1,out,b}^{\mathbf{a},\mathbf{r},\theta} = \frac{1}{2^{2n+4}} \sum_{\mathbf{a},\mathbf{r} \in \{0,1\}^{n+1}, \theta \in \Theta} \rho_{1,out,b}^{\mathbf{a},\mathbf{r},\theta} \quad (61)$$

Likewise for the Ideal World, we have

$$\rho_{1,out,b} = \frac{1}{2^{2n+4}} \sum_{\mathbf{a},\mathbf{r} \in \{0,1\}^{n+1}, \delta \in \Theta} \rho_{1,out,b}^{\mathbf{a},\mathbf{r},\delta} \quad (62)$$

Suppressing the dependency in θ/δ . Now, we observe that in both protocols, the values of θ and δ only appear in the angles register. In Protocol 1, summing over the values of δ in $|\delta\rangle\langle \delta|$ yields the maximally mixed state over 2 qubits, quite naturally, as it is the well-known one-time pad. In Protocol 1, summing over the values of θ in $|\delta\rangle\langle \delta| = |(-1)^{a_A}(\theta + \phi)\rangle\langle (-1)^{a_A}(\theta + \phi)|$ actually does the same because $(-1)^{a_A}(\theta + \phi)$ follows a uniform distribution when θ follows a uniform distribution. Indeed, the mapping $\theta \mapsto (-1)^{a_A}(\theta + \phi)$ is a bijection in Θ when a_A is fixed. Hence we can write for both protocols:

$$\rho_{1,out,b} = \frac{1}{2^{2n+4}} \sum_{\mathbf{a},\mathbf{r} \in \{0,1\}^{n+1}, \underline{\delta} \in \underline{\Theta}} |b\rangle\langle b|_{n+1} \circ \text{PCor}_{A,b} \circ \left(Z^{\mathbf{r}'} X^{\mathbf{a}'} \right) \circ D \circ \left(X^{\mathbf{a}'} Z^{\mathbf{r}'} \right) \left[\rho_{cor,A,b} \otimes |\delta\rangle\langle \delta| \otimes |0\rangle\langle 0|^{\otimes w} \right] \quad (63)$$

$$= \frac{1}{2^{2n+2}} \sum_{\mathbf{a},\mathbf{r} \in \{0,1\}^{n+1}} |b\rangle\langle b|_{n+1} \circ \text{PCor}_{A,b} \circ \left(Z^{\mathbf{r}'} X^{\mathbf{a}'} \right) \circ D \circ \left(X^{\mathbf{a}'} Z^{\mathbf{r}'} \right) \left[\rho_{cor,A,b} \otimes \left(\frac{1}{2^2} \sum_{\delta \in \Theta} |\delta\rangle\langle \delta| \right) \otimes |0\rangle\langle 0|^{\otimes w} \right] \quad (64)$$

$$= \frac{1}{2^{2n+2}} \sum_{\mathbf{a},\mathbf{r} \in \{0,1\}^{n+1}} |b\rangle\langle b|_{n+1} \circ \text{PCor}_{A,b} \circ \left(Z^{\mathbf{r}'} X^{\mathbf{a}'} \right) \circ D \circ \left(X^{\mathbf{a}'} Z^{\mathbf{r}'} \right) \left[\rho_{cor,A,b} \otimes \mathbb{1}_2 \otimes |0\rangle\langle 0|^{\otimes w} \right]. \quad (65)$$

Likewise, for Protocol 1:

$$\rho_{1,out,b} = \frac{1}{2^{2n+4}} \sum_{\mathbf{a}, \mathbf{r} \in \{0,1\}^{n+1}, \theta \in \Theta} |b\rangle\langle b|_{n+1} \circ \text{PCor}_{A,b} \circ (Z^{\mathbf{r}'} X^{\mathbf{a}'}) \circ D \circ (X^{\mathbf{a}'} Z^{\mathbf{r}'}) \left[\rho_{cor,A,b} \otimes |\delta_b\rangle\langle\delta_b| \otimes |0\rangle\langle 0|^{\otimes w} \right] \quad (66)$$

$$= \frac{1}{2^{2n+2}} \sum_{\mathbf{a}, \mathbf{r} \in \{0,1\}^{n+1}} |b\rangle\langle b|_{n+1} \circ \text{PCor}_{A,b} \circ (Z^{\mathbf{r}'} X^{\mathbf{a}'}) \circ D \circ (X^{\mathbf{a}'} Z^{\mathbf{r}'}) \left[\rho_{cor,A,b} \otimes \left(\frac{1}{2^2} \sum_{\theta \in \Theta} |\delta_b\rangle\langle\delta_b| \right) \otimes |0\rangle\langle 0|^{\otimes w} \right] \quad (67)$$

$$= \frac{1}{2^{2n+2}} \sum_{\mathbf{a}, \mathbf{r} \in \{0,1\}^{n+1}} |b\rangle\langle b|_{n+1} \circ \text{PCor}_{A,b} \circ (Z^{\mathbf{r}'} X^{\mathbf{a}'}) \circ D \circ (X^{\mathbf{a}'} Z^{\mathbf{r}'}) \left[\rho_{cor,A,b} \otimes \mathbb{1}_2 \otimes |0\rangle\langle 0|^{\otimes w} \right]. \quad (68)$$

As a consequence, $\rho_{1,out,b} = \rho_{1,out,b}$ and thus $\|\rho_{1,out,b} - \rho_{1,out,b}\|_{\text{Tr}} = 0$.

□

A.3 Security of Blind Measurements Protocol

Proof. Here, we proof that Simulator 2 allows to reproduce any Server deviation by requiring knowledge of the Clifford circuit C only, not the n -qubit input state ρ .

State sent to the Distinguisher. Unsurprisingly, it emulates the application of a quantum one-time pad by teleportation, without learning the Client's inputs. Instead, it creates n EPR-pairs, give halves to the Server interface of the Distinguisher, the other halves to the Resource, with the instruction to teleport the Client's input on the Server side. The result is that the Resource holds measurement outcomes \mathbf{a}, \mathbf{r} interpreted as keys of the one-time pad, while the Server holds the state

$$\rho_{ideal,in}^{\mathbf{a},\mathbf{r}} = X^{\mathbf{a}} Z^{\mathbf{r}} [\rho] = \rho_{real,in}^{\mathbf{a},\mathbf{r}}. \quad (69)$$

Intuitively, from then on, we will show that any malicious Server interacts with the received state identically in both worlds, hence the proof can be concluded by showing that the received states are themselves initially identical, as we have just shown. The rest of the proof will formalize this.

State after interaction with a malicious Server. Without loss of generality, the Server's behavior is a CPTP map on n qubits, followed by computational basis measurements yielding outcomes \mathbf{x} . The CPTP map can be written as a unitary D on the n qubits and a working register of fixed size w , initialized at $|0\rangle\langle 0|^{\otimes w}$. In the Ideal World, the bitstring is returned to the Ideal Resources, which sets $\mathbf{x} \oplus \mathbf{a}$ as output of the protocol. In the Real World, the Client sets the exact same output. In total, the system's state can thus be written identically in both worlds as

$$\rho_{real,out,\mathbf{x} \oplus \mathbf{a}}^{\mathbf{a},\mathbf{r}} = \rho_{ideal,out,\mathbf{x} \oplus \mathbf{a}}^{\mathbf{a},\mathbf{r}} = \rho_{out,\mathbf{x} \oplus \mathbf{a}}^{\mathbf{a},\mathbf{r}} = (|\mathbf{x} \oplus \mathbf{a}\rangle\langle \mathbf{x} \oplus \mathbf{a}| \otimes \mathbb{1}_w) \circ D \circ (X^{\mathbf{a}} Z^{\mathbf{r}} \otimes \mathbb{1}_w) [\rho \otimes |0\rangle\langle 0|^{\otimes w}] \quad (70)$$

We apply the same change of variables as in the proof of correctness, to obtain

$$\rho_{out,\mathbf{x}}^{\mathbf{a},\mathbf{r}} = (|\mathbf{x}\rangle\langle \mathbf{x}| \otimes \mathbb{1}_w) \circ D \circ (X^{\mathbf{a}} Z^{\mathbf{r}} \otimes \mathbb{1}_w) [\rho \otimes |0\rangle\langle 0|^{\otimes w}] \quad (71)$$

$$= (|\mathbf{x}\rangle\langle \mathbf{x}| \otimes \mathbb{1}_w) \circ (X^{\mathbf{a}} \otimes \mathbb{1}_w) \circ D \circ (X^{\mathbf{a}} Z^{\mathbf{r}} \otimes \mathbb{1}_w) [\rho \otimes |0\rangle\langle 0|^{\otimes w}] \quad (72)$$

$$= (|\mathbf{x}\rangle\langle \mathbf{x}| \otimes \mathbb{1}_w) \circ (Z^{\mathbf{r}} X^{\mathbf{a}} \otimes \mathbb{1}_w) \circ D \circ (X^{\mathbf{a}} Z^{\mathbf{r}} \otimes \mathbb{1}_w) [\rho \otimes |0\rangle\langle 0|^{\otimes w}] \quad (73)$$

where in the third line we used the fact that $\langle x| Z^r = \langle x|$ up to a irrelevant global sign for any $x, r \in \{0, 1\}$.

From the POV of the Distinguisher. The values of \mathbf{a}, \mathbf{r} are unknown to the Distinguisher, and they follow a uniform distribution. Hence the Distinguisher only knows a statistical mixture of all possible values, identical in both worlds:

$$\rho_{out,\mathbf{x}} = \frac{1}{4^n} \sum_{\mathbf{a}, \mathbf{r} \in \{0,1\}^n} \rho_{out,\mathbf{x}}^{\mathbf{a},\mathbf{r}} = \frac{1}{4^n} (|\mathbf{x}\rangle\langle \mathbf{x}| \otimes \mathbb{1}_w) \left[\sum_{\mathbf{a}, \mathbf{r} \in \{0,1\}^n} (Z^{\mathbf{r}} X^{\mathbf{a}} \otimes \mathbb{1}_w) \circ D \circ (X^{\mathbf{a}} Z^{\mathbf{r}} \otimes \mathbb{1}_w) [\rho \otimes |0\rangle\langle 0|^{\otimes w}] \right] \quad (74)$$

From this we can deduce that $\rho_{ideal,out,\mathbf{x}} = \rho_{real,out,\mathbf{x}}$ and so $\|\rho_{ideal,out,\mathbf{x}} - \rho_{real,out,\mathbf{x}}\|_{\text{Tr}} = 0$, which concludes the proof.

□

A.4 Proof of Lemma 2

In this section, we aim to prove the important Reduction to Pauli Deviations lemma, that we hereby re-state.

Lemma 2 (Reduction to Pauli deviations). *Let \mathfrak{C} be the class of computations with Clifford structure $\mathbf{C}_1, \dots, \mathbf{C}_{t+1}$ indistinguishable under magic-blind delegation, let $C \in \mathfrak{C}$, and let ρ_{out} denote the state of the total system after a Client delegates C to a (malicious) Server under Protocol 4. Then, for any Server cheating strategy, there exists a convex combination of Pauli operators with coefficients α_E such that $\sum_{E \in \mathcal{P}_{n+t}} |\alpha_E|^2 = 1$ such that the state of the total system (including bits discarded by the Client) can be written as*

$$\rho_{out} = \sum_{\mathbf{b} \in \{0,1\}^{n+t}} \sum_{E \in \mathcal{P}_{n+t}} |\alpha_E|^2 |\mathbf{b}\rangle\langle\mathbf{b}| \circ E[\rho_{cor,\mathbf{b},C}] \otimes U_E \left[|0\rangle\langle 0|^{\otimes w} \right] \quad (15)$$

where

$$\rho_{cor,\mathbf{b},C} = \mathbf{C}_{t+1} \circ Z_n^{\dagger} \left(\phi_{\mathbf{b}}^{(t)} \right) \circ F_t \circ \mathbf{C}_t \circ \dots \circ Z_n^{\dagger} \left(\phi_{\mathbf{b}}^{(1)} \right) \circ F_1 \circ \mathbf{C}_1 [\rho \otimes \rho_A]. \quad (16)$$

Proof. In this proof, we aim to show that the total system can be described by the state formulated in the lemma, after interacting with any unbounded Server. We will show that because of the perfect one-time pad of the state sent by the Client, maintained until decoding of the measurement outcomes, any malicious Server behavior can be reduced to a convex combination of Pauli deviations applied before the measurements after an honest execution of the protocol.

State sent to the Server. We start by writing the total state sent to the Server alongside computation branch \mathbf{b}' . This includes the initial one-time-pad of all qubits with keys \mathbf{a}, \mathbf{r} and secret pre-rotation of ancillas with angles $\boldsymbol{\theta} = (\theta_1, \dots, \theta_t)$, as well as the classical registers carrying rotation angles denoted by the $2 \times t$ -bit string $\boldsymbol{\delta}_{\mathbf{b}'}$. Let $\rho \otimes \rho_A$ denote the input state tensored with the ancilla qubits, and without loss of generality, let $|0\rangle\langle 0|^{\otimes w}$ be the initial state of a private working register held by the Server. From the POV of the Client having sampled secrets $\mathbf{a}, \mathbf{r}, \boldsymbol{\theta}$, the description of the total state held by the Server is thus

$$\rho_{in,\mathbf{b}'}^{\mathbf{a},\mathbf{r},\boldsymbol{\theta}} = X^{\mathbf{a}} Z^{\mathbf{r}} \circ Z(\boldsymbol{\theta}) \left[\rho \otimes \rho_A \otimes |\boldsymbol{\delta}_{\mathbf{b}'}\rangle\langle\boldsymbol{\delta}_{\mathbf{b}'}| \otimes |0\rangle\langle 0|^{\otimes w} \right]. \quad (75)$$

After interaction with a malicious Server. An arbitrary malicious Server can be modelled as performing unitary deviations on the computations qubits and some internal work register at each layer. This in turn allows to extract the honest unitary part from the deviation, followed by a pure deviation term that we write D . Note that this has been formally done on the single-layer level in the security proof of Protocol 1, see Appendix A.2.

$$\rho_{out,\mathbf{b}'}^{\mathbf{a},\mathbf{r},\boldsymbol{\theta}} = |\mathbf{b}'\rangle\langle\mathbf{b}'| \circ D \circ \mathbf{C}_{t+1} \circ Z_n^{\dagger}(\delta_{\mathbf{b}'}^{(t)}) \circ F_t \circ \mathbf{C}_t \circ \dots \circ Z_n^{\dagger}(\delta_{\mathbf{b}'}^{(1)}) \circ F_1 \circ \mathbf{C}_1 \left[\rho_{in,\mathbf{b}'}^{\mathbf{a},\mathbf{r},\boldsymbol{\theta}} \right]$$

Commuting the encryption. The next step is to commute the initial Pauli encryption through the honest, unitary, sequence of Clifford and state injection layers. In a nutshell, same as in the proof of Protocol 1, after each layer the Pauli encryption is mapped to another Pauli encryption (bijective mapping since the operations are Clifford), and the $Z(\delta_{\mathbf{b}'})$ rotation becomes $Z(\phi_{\mathbf{b}'})$, i.e. the correct rotation alongside branch \mathbf{b}' . This can be applied for each layer. As a result, the state of the total system before deviation remains encrypted. If we write the final encryption keys as \mathbf{a}', \mathbf{r}' that, given \mathbf{b}' , are a deterministic Clifford mapping from \mathbf{a}, \mathbf{r} , we have

$$\rho_{out,\mathbf{b}'}^{\mathbf{a},\mathbf{r},\boldsymbol{\theta}} = |\mathbf{b}'\rangle\langle\mathbf{b}'| \circ D \circ X^{\mathbf{a}'} Z^{\mathbf{r}'} \left[\rho_{cor,\mathbf{b}',C} \otimes |\boldsymbol{\delta}_{\mathbf{b}'}\rangle\langle\boldsymbol{\delta}_{\mathbf{b}'}| \otimes |0\rangle\langle 0|^{\otimes w} \right] \quad (76)$$

where $\rho_{cor,\mathbf{b},C} = \mathbf{C}_{t+1} \circ Z_n^{\dagger}(\phi_{\mathbf{b}}^{(t)}) \circ F_t \circ \mathbf{C}_t \circ \dots \circ Z_n^{\dagger}(\phi_{\mathbf{b}}^{(1)}) \circ F_1 \circ \mathbf{C}_1 [\rho \otimes \rho_A]$ is the correct state after honest Clifford and state injection layers for computation C alongside computation branch \mathbf{b} (used for branch \mathbf{b}' in the above, since the Client stores \mathbf{b}').

Then, we show that decoding measurement outcomes can be seen as applying a decryption operator before the measurements, and that is the conjugate of the encryption operator. This is straightforward: the Client's decoding corresponds to storing $\mathbf{b}' = \mathbf{b} \oplus \mathbf{a}'$, since indeed at each step, the Client decrypts the measurement outcomes with the X -factor of the encryption. On the level of the entire computation, it amounts to storing \mathbf{b} as $\mathbf{b}' = \mathbf{b} \oplus \mathbf{a}'$. Hence, it is equivalent to applying a decryption $X^{\mathbf{a}'}$ before the Z -basis measurement, which is equivalent to a $Z^{\mathbf{r}'} X^{\mathbf{a}'}$

decryption since the measurement basis is invariant under Z . Formally, let the following change of variables: $\mathbf{b}'' = \mathbf{b} \oplus \mathbf{a}'$, so that \mathbf{b} becomes $\mathbf{b}'' \oplus \mathbf{a}'$, and \mathbf{b}' becomes \mathbf{b}'' . Then, re-label \mathbf{b}'' as \mathbf{b} . We thus have:

$$\rho_{out, \mathbf{b}}^{\mathbf{a}, \mathbf{r}, \theta} = |\mathbf{b}\rangle\langle\mathbf{b}| \circ Z^{\mathbf{r}'} X^{\mathbf{a}'} \circ D \circ X^{\mathbf{a}'} Z^{\mathbf{r}'} \left[\rho_{cor, \mathbf{b}, C} \otimes |\delta_b\rangle\langle\delta_b| \otimes |0\rangle\langle 0|^{\otimes w} \right] \quad (77)$$

From the POV of the Distinguisher. From the POV of any unbounded Distinguisher, the keys \mathbf{a}, \mathbf{r} are unknown, so the resulting state is a statistical mixture of all the possible values of \mathbf{a}, \mathbf{r} over $\{0, 1\}^{n+t}$ since they follow a uniform distribution. The updated keys \mathbf{a}', \mathbf{r}' do as well since at each layer they are updated according to a Clifford transformation, which is a bijection. The result is that the sum can be similarly taken over $\mathbf{a}', \mathbf{r}' \in \{0, 1\}^{n+t}$, which we re-label \mathbf{a}, \mathbf{r} for simplicity. Furthermore, the angles θ_i for $i \leq t$ are not known neither, so a sum must be taken on the possible values of θ over Θ^t . We get:

$$\rho_{out, \mathbf{b}} = \frac{1}{4^{n+t}} \sum_{\mathbf{a}, \mathbf{r} \in \{0, 1\}^{n+t}} \frac{1}{2^{2t}} \sum_{\theta} |\mathbf{b}\rangle\langle\mathbf{b}| \circ Z^{\mathbf{r}} X^{\mathbf{a}} \circ D \circ X^{\mathbf{a}} Z^{\mathbf{r}} \left[\rho_{cor, \mathbf{b}, C} \otimes |\delta_b\rangle\langle\delta_b| \otimes |0\rangle\langle 0|^{\otimes w} \right] \quad (78)$$

Now we notice that the values of θ only appears in the angles register. Since their distribution is uniform, they perfectly one-time pad that register and yield the maximally mixed state on 2 qubits for each layer so $2t$ qubits in total, which can be discarded from the state since it contains no useful information. We organize the above sum to make that clear

$$\rho_{out, \mathbf{b}} = \frac{1}{4^{n+t}} |\mathbf{b}\rangle\langle\mathbf{b}| \left[\sum_{\mathbf{a}, \mathbf{r} \in \{0, 1\}^{n+t}} Z^{\mathbf{r}} X^{\mathbf{a}} \circ D \circ X^{\mathbf{a}} Z^{\mathbf{r}} \left[\rho_{cor, \mathbf{b}, C} \otimes \left(\frac{1}{2^{2t}} \sum_{\theta} |\delta_b\rangle\langle\delta_b| \right) \otimes |0\rangle\langle 0|^{\otimes w} \right] \right] \quad (79)$$

$$= \frac{1}{4^{n+t}} |\mathbf{b}\rangle\langle\mathbf{b}| \left[\sum_{\mathbf{a}, \mathbf{r} \in \{0, 1\}^{n+t}} Z^{\mathbf{r}} X^{\mathbf{a}} \circ D \circ X^{\mathbf{a}} Z^{\mathbf{r}} \left[\rho_{cor, \mathbf{b}, C} \otimes \left(\frac{1_{2t}}{2^{2t}} \right) \otimes |0\rangle\langle 0|^{\otimes w} \right] \right] \quad (80)$$

$$= \frac{1}{4^{n+t}} |\mathbf{b}\rangle\langle\mathbf{b}| \left[\sum_{\mathbf{a}, \mathbf{r} \in \{0, 1\}^{n+t}} Z^{\mathbf{r}} X^{\mathbf{a}} \circ D \circ X^{\mathbf{a}} Z^{\mathbf{r}} \left[\rho_{cor, \mathbf{b}, C} \otimes |0\rangle\langle 0|^{\otimes w} \right] \right] \quad (81)$$

Without loss of generality, we can always decompose D in the $n+t$ -qubit Pauli basis as $D = \sum_{\mathbf{E} \in \mathcal{P}_{n+t}} \alpha_{\mathbf{E}} \mathbf{E} \otimes \mathbf{U}_{\mathbf{E}}$ where \mathbf{E} acts on the $n+t$ -qubit system sent by the Client while $\mathbf{U}_{\mathbf{E}}$ acts on the rest of the system (meaning the working register, since the angle register has been traced out). This choice is convenient because it is on this $n+t$ qubit subsystem that the encryption and decryption occurs, and hence the Pauli Twirling lemma will apply. Indeed, the following simplification can now occur:

$$\frac{1}{4^{n+t}} \sum_{\mathbf{a}, \mathbf{r} \in \{0, 1\}^{n+t}} Z^{\mathbf{r}} X^{\mathbf{a}} \circ D \circ X^{\mathbf{a}} Z^{\mathbf{r}} \left[\rho_{cor, \mathbf{b}, C} \otimes |0\rangle\langle 0|^{\otimes w} \right] \quad (82)$$

$$= \frac{1}{4^{n+t}} \sum_{\mathbf{a}, \mathbf{r} \in \{0, 1\}^{n+t}} Z^{\mathbf{r}} X^{\mathbf{a}} \circ \left(\sum_{\mathbf{E} \in \mathcal{P}_{n+t}} \alpha_{\mathbf{E}} \mathbf{E} \otimes \mathbf{U}_{\mathbf{E}} \right) \circ X^{\mathbf{a}} Z^{\mathbf{r}} \left[\rho_{cor, \mathbf{b}, C} \otimes |0\rangle\langle 0|^{\otimes w} \right] \quad (83)$$

$$= \frac{1}{4^{n+t}} \sum_{\mathbf{E}, \mathbf{E}' \in \mathcal{P}_{n+t}} \alpha_{\mathbf{E}} \alpha_{\mathbf{E}'}^* \sum_{\mathbf{Q} \in \mathcal{P}_{n+t}} \mathbf{Q}^{\dagger} \mathbf{E} \mathbf{Q} \rho_{cor, \mathbf{b}} \mathbf{Q}^{\dagger} \mathbf{E}'^{\dagger} \mathbf{Q} \otimes \mathbf{U}_{\mathbf{E}} |0\rangle\langle 0|^{\otimes w} \mathbf{U}_{\mathbf{E}'}^{\dagger} \quad (84)$$

$$= \frac{1}{4^{n+t}} \sum_{\mathbf{E} \in \mathcal{P}_{n+t}} |\alpha_{\mathbf{E}}|^2 \sum_{\mathbf{Q} \in \mathcal{P}_{n+t}} \mathbf{Q}^{\dagger} \mathbf{E} \mathbf{Q} \rho_{cor, \mathbf{b}} \mathbf{Q}^{\dagger} \mathbf{E}^{\dagger} \mathbf{Q} \otimes \mathbf{U}_{\mathbf{E}} |0\rangle\langle 0|^{\otimes w} \mathbf{U}_{\mathbf{E}}^{\dagger} \quad (85)$$

$$= \frac{1}{4^{n+t}} \sum_{\mathbf{E} \in \mathcal{P}_{n+t}} |\alpha_{\mathbf{E}}|^2 \sum_{\mathbf{Q} \in \mathcal{P}_{n+t}} \mathbf{Q}^{\dagger} \circ \mathbf{E} \circ \mathbf{Q} [\rho_{cor, \mathbf{b}}] \otimes \mathbf{U}_{\mathbf{E}} [|0\rangle\langle 0|^{\otimes w}] \quad (86)$$

$$= \sum_{\mathbf{E} \in \mathcal{P}_{n+t}} |\alpha_{\mathbf{E}}|^2 \mathbf{E} [\rho_{cor, \mathbf{b}}] \otimes \mathbf{U}_{\mathbf{E}} [|0\rangle\langle 0|^{\otimes w}] \quad (87)$$

where in lines (82) to (86) we simply applied the Pauli Twirl Lemma 1, and to obtain line (87) we used the fact that Pauli operators commute up to an irrelevant global phase. Hence,

$$\rho_{out, \mathbf{b}} = \sum_{\mathbf{E} \in \mathcal{P}_{n+t}} |\alpha_{\mathbf{E}}|^2 |\mathbf{b}\rangle\langle\mathbf{b}| \circ \mathbf{E} [\rho_{cor, \mathbf{b}}] \otimes \mathbf{U}_{\mathbf{E}} [|0\rangle\langle 0|^{\otimes w}] \quad (88)$$

Averaging over the all the computation branches yields the result stated in the initial lemma:

$$\rho_{out} = \frac{1}{2^{n+t}} \sum_{\mathbf{b} \in \{0,1\}^{n+t}} \rho_{out,\mathbf{b}} \quad (89)$$

□

B Proofs for Verification

First, remind useful tools from probability theory.

Lemma 5 (Hoeffding bound for the binomial distribution). *Let $X \sim \text{Binomial}(n, p)$. For any $k \leq np$,*

$$\Pr[X \leq k] \leq \exp\left(-\frac{2(np - k)^2}{n}\right),$$

and for any $k \geq np$,

$$\Pr[X \geq k] \leq \exp\left(-\frac{2(k - np)^2}{n}\right).$$

Lemma 6 (Hoeffding bounds for the hypergeometric distribution). *Let $X \sim \text{Hypergeometric}(N, K, n)$ be the number of marked items when drawing n samples without replacement from a population of size N containing K marked elements. Then $\mathbb{E}[X] = \frac{K}{N}n$. For any $\chi \geq 0$ such that*

$$\frac{K}{N} - \chi \geq 0 \quad \text{and} \quad \frac{K}{N} + \chi \leq 1,$$

we have

$$\Pr\left[X \leq \left(\frac{K}{N} - \chi\right)n\right] \leq \exp(-2\chi^2 n),$$

and

$$\Pr\left[X \geq \left(\frac{K}{N} + \chi\right)n\right] \leq \exp(-2\chi^2 n).$$

Now, we prove the main Lemma useful in the security proof of the Verification protocol, namely Lemma 4, that we hereby re-state.

Lemma 4 (Negligible security error). *Let d, s, w be the number of computation rounds, number of test rounds, and number of tolerated test rounds failures. Then, for any Pauli deviation chosen by the Server, the probability that the deviation triggers less than w rounds and affects more than $d/2$ computation rounds is negligible in d, s .*

Proof. In the following, we let $\mathbf{E} \in \mathcal{P}_{N \times (n+t)}$ be a fixed Pauli deviation on N rounds, where $N = d + s$, and let σ be a partition of $[N]$ drawn uniformly at random. Then, we can define the following random variables:

- Z describing the number of computation rounds affected, meaning the number of i ($\leq d$) yielding measurement outcomes are $\mathbf{x}^{(i)} \neq \mathbf{z}$ (either by the Server deviation or by inherent failure of the algorithm);
- Y describing the number of failed test rounds, meaning the number of i ($> d$) yielding measurement outcomes $\mathbf{b}^{(i)}$ such that $b_{q_i}^{(i)} \neq 0$.

The statement is thus about bounding the quantity $\max_{\mathbf{E}} \Pr[Y < w \wedge Z > d/2]$.

- 1) In what follows, we will parametrize the Server cheating strategy by the number of rounds on which it decides to act with a non-trivial deviation. On round i , $\mathbf{E}^{(i)}$ is non-trivial if and only if it contains at least one bit-flip, meaning that on at least one index $j \leq n+t$: $\mathbf{E}_j^{(i)} \in \{\mathbf{X}, \mathbf{Y}\}$.
- 2) Following this parametrization, the distinguishing advantage writes:

$$p_d = \max_{m \leq N} \Pr\left[Z > \frac{d}{2} \wedge Y < w\right] \quad (90)$$

- 3) Now, we focus on the values of m around which the highest values of p_d are met. Note that we can always let $m_0 \leq N$ and decompose (90) into two regimes, $m \leq m_0$ and $m > m_0$.

$$p_d = \max \left\{ \max_{0 < m \leq m_0} \Pr \left[Z > \frac{d}{2} \wedge Y < w \right], \max_{m_0 < m \leq N} \Pr \left[Z > \frac{d}{2} \wedge Y < w \right] \right\} \quad (91)$$

$$= \max \left\{ \max_{0 < m \leq m_0} \Pr \left[Z > \frac{d}{2} \right] \Pr[Y < w], \max_{m_0 < m \leq N} \Pr \left[Z > \frac{d}{2} \right] \Pr[Y < w] \right\} \quad (92)$$

$$\leq \max \left\{ \max_{m \leq m_0} \Pr \left[Z > \frac{d}{2} \right], \max_{m > m_0} \Pr[Y < w] \right\} \quad (93)$$

The reason we did that simplification is the following: when m is upper-bounded, the least probable event is $Z > \frac{d}{2}$, as this event captures the probability of *many computation rounds* to be detected. Likewise, when m is lower-bounded, it means that at least m_0 rounds are being attacked: in this case the least probable event is to be undetected by those deviations. We will in 7) develop an intuition on where to place the barrier m_0 .

- 4) For the moment, let us notice that in both term, the maximal value is obtained at $m = m_0$. The distinguishing advantage can therefore be written as

$$p_d = \max(\epsilon, \nu) \quad (94)$$

where

$$\nu = \Pr \left[Z > \frac{d}{2} \mid m_0 \text{ rounds attacked} \right], \quad \epsilon = \Pr[Y < w \mid m_0 \text{ rounds attacked}] \quad (95)$$

- 5) With that being said, let us first calculate ϵ . First, let X denote a random variable describing the number of test rounds affected by a non-trivial deviation. Then, let $x > 0$. We can always write

$$\epsilon = \Pr[Y < w \mid X > x] \Pr[X > x] + \Pr[Y < w \mid X \leq x] \Pr[X \leq x] \quad (96)$$

$$\leq \Pr[X \leq x] + \Pr[Y < w \mid X > x] \quad (97)$$

From there, we can notice that X is naturally upper-bounded in the stochastic order by a hypergeometrically-distributed random variable $\tilde{X} \sim H(N, m_0, s)$. We use this fact to compute the first term of the sum. By using the tail bounds for such the hypergeometric variable, we have for $\chi \geq 0$:

$$\Pr \left[\tilde{X} \leq \left(\frac{m_0}{N} - \chi \right) s \right] \leq \exp(-2\chi^2 s) \quad (98)$$

Using this tail bounds, the parametrization on χ requires to set $x = (m_0/N - \chi)s$ and we get

$$\Pr[X \leq x] \leq \Pr \left[\tilde{X} \leq x \right] \leq \exp(-2\chi^2 s) \quad (99)$$

Now we compute an upper-bound on the second term of the sum, noting that

$$\Pr[Y < w \mid X > x] \leq \Pr[Y < w \mid X = x]$$

so that X is fixed and parametrized according to χ as previously. Then, we notice that Y conditioned on $X = x$ is upper-bounded in the stochastic order by a binomially-distributed variable $\tilde{Y} \sim (x, 1/k)$. Indeed: the number of affected test rounds has been fixed to x , there are $k = n + t$ types of possible traps, and any non-trivial deviation is detected by at least one type of trap. For Protocol 5, this is guaranteed by Lemma 3.

Thus, the probability that a given test round detects the non-trivial deviation of the Server is at least $1/k$. The worst case is when the deviation is detected by only one type of trap, so we can fix the detection probability to $1/k$. Using the tail bounds for the binomial variable, we have for

$$\Pr \left[\tilde{Y} < w \right] \leq \exp \left[-2 \frac{(x/k - w)^2}{x} \right] \quad (100)$$

for $w > x/k$. In the parametrization on χ , this means $\chi < \frac{m_0}{N} - \frac{w}{s}k$. In short, we can upper-bound ϵ as follows:

$$\epsilon \leq \min_{\chi \in [0, \frac{m_0}{N} - \frac{w}{s}k]} \exp(-2\chi^2 s) + \exp \left[-2 \frac{\left(\left(\frac{m_0}{N} - \chi \right) \frac{1}{k} - \frac{w}{s} \right)^2}{\frac{m_0}{N} - \chi} s \right] \quad (101)$$

- 6) Then, let us calculate ν . To this end, let us decompose the random variable Z into Z_1 and Z_2 , where Z_1 describes the number of computation rounds affected by a non-trivial deviation while Z_2 describes the number of computation rounds non-affected by the Server deviation but that nevertheless yield an incorrect outcome due to the probabilistic nature of the BQP computation. Then, for $z_1 > 0$, ν can be written as

$$\nu = \Pr \left[Z_1 + Z_2 > \frac{d}{2} \right] \quad (102)$$

$$\leq \Pr \left[Z_1 + Z_2 > \frac{d}{2} \mid Z_1 > z_1 \right] \Pr[Z_1 > z_1] + \Pr \left[Z_1 + Z_2 > \frac{d}{2} \mid Z_1 \leq z_1 \right] \Pr[Z_1 \leq z_1] \quad (103)$$

$$\leq \Pr[Z_1 > z_1] + \Pr \left[Z_1 + Z_2 > \frac{d}{2} \mid Z_1 \leq z_1 \right] \quad (104)$$

$$(105)$$

Let us now study both terms separately. The first term can be upper-bounded as follows. Z_1 is lower-bounded in the usual stochastic order by a $H(N, m_0, d)$ hypergeometrically distributed random variable \tilde{Z}_1 . Therefore, using the tails bound for such a distribution, we get for $\chi > 0$, the desired bound if we re-write $z_1 = (m_0/N + \chi)d$:

$$\Pr \left[Z_1 > \left(\frac{m_0}{N} + \chi \right) d \right] \leq \exp(-2\chi^2 d) . \quad (106)$$

For the first term, let us note that

$$\Pr \left[Z_1 + Z_2 > \frac{d}{2} \mid Z_1 \leq z_1 \right] \leq \Pr \left[Z_2 > \frac{d}{2} - z_1 \mid Z_1 \leq z_1 \right] \leq \Pr \left[Z_2 > \frac{d}{2} - z_1 \mid Z_1 = z_1 \right] \quad (107)$$

Now, with Z_1 fixed to z_1 , Z_2 becomes upper-bounded in the usual stochastic order by a $B(d - z_1, c)$ binomially-distributed random variable \tilde{Z}_2 , as among the d computation rounds, only $d - z_1$ are non-affected by a deviation, and the failure probability is c for each. The tails bound for $X \sim B(n, c)$ states that, for $nc \leq k$

$$\Pr[X > k] \leq \exp \left[-2 \frac{(nc - k)^2}{n} \right] \quad (108)$$

Here, replacing n by $d - z_1 = d(1 - \frac{m_0}{N} - \chi)$, and k by $\frac{d}{2} - z_1 = d(\frac{1}{2} - \frac{m_0}{N} - \chi)$, we get for $(d - z_1)c \leq \frac{d}{2} - z_1$, or equivalently $\chi \leq \frac{1-2c}{2-2c} - \frac{m_0}{N}$:

$$\Pr \left[Z_2 > \frac{d}{2} - z_1 \right] \leq \exp \left[-2 \frac{[(1 - \frac{m_0}{N} - \chi) dp - (\frac{1}{2} - \frac{m_0}{N} - \chi) d]^2}{(1 - \frac{m_0}{N} - \chi) d} \right] \quad (109)$$

Finally, after simplifying and putting back the pieces together, we get the following

$$\nu \leq \min_{\chi \in [0, \frac{1-2c}{2-2c} - \frac{m_0}{N}]} \exp[-2\chi^2 d] + \exp \left[-2 \frac{((1 - \frac{m_0}{N} - \chi)(1 - c) - \frac{1}{2})^2}{1 - \frac{m_0}{N} - \chi} d \right] \quad (110)$$

- 7) Lastly, we need to develop an intuition on where to place m_0 . For this barrier to be meaningful, let the following scenario, in which a fraction f of the total rounds are attacked by the Server with a non-trivial deviation. Note that to obtain the classical output, the Client performs a majority vote over the obtained results. Therefore, we are interested in quantifying the critical fraction that corrupts more than half of the outcomes. However, we know that there is an inherent probability c of failure for a BQP computation. Hence, our criteria becomes the following: if f is the fraction of rounds attacked by a Server deviation, then this must satisfy $(1 - c)(1 - f) > 1/2$, in the sense the fraction $1 - f$ of non-attacked rounds that succeed (with probability $1 - c$) are more than one half of the total rounds. This becomes $f < (1 - 2c)/(2 - 2c)$. We then let $\varphi > 0$ and parametrize m_0 according to how much the Server is far or close to attacking the critical fraction.

$$m_0 = \left(\frac{1 - 2c}{2 - 2c} - \varphi \right) n \quad (111)$$

We can thus replace m_0 by this expression parametrized by φ in (101) and (110).

- 8) Then, it means that for different values of φ , different values of ϵ, ν are obtained: these have become function of φ .

$$\epsilon(\varphi) \leq \min_{\chi \in [0, (\frac{1-2c}{2-2c} - \frac{w}{s}k) - \varphi]} \exp(-2\chi^2 s) + \exp \left[-2 \frac{((\frac{m_0}{N} - \chi)\frac{1}{k} - \frac{w}{s})^2}{\frac{m_0}{N} - \chi} s \right] \quad (112)$$

$$\nu(\varphi) \leq \min_{\chi \in [0, \varphi]} \exp[-2\chi^2 d] + \exp \left[-2 \frac{((1 - \frac{m_0}{N} - \chi)(1 - c) - \frac{1}{2})^2}{1 - \frac{m_0}{N} - \chi} d \right] \quad (113)$$

However, the distinguishing advantage can always be upper-bounded by the minimal one. Furthermore, note that for the bounds on χ in (112) to be well-defined, we need to have $\varphi < \frac{1-2c}{2-2c} - \frac{w}{s}k$. Finally, the distinguishing advantage can be written as follows:

$$p_d \leq \min_{\varphi \in [0, \frac{1-2c}{2-2c} - \frac{w}{s}k]} (\max(\nu(\varphi), \epsilon(\varphi))) \quad (114)$$

where again, as a reminder, $k = n + t$.

- 9) Now, to set a concrete bound, we can set the buffers χ, φ to concrete values. Indeed, one can re-define the following constants:

- $\alpha = (1 - 2c)/(2 - 2c)$
- $\Delta = \alpha - w/(sk)$
- $m_0/N = \alpha - \varphi$

With this, the range of φ is $[0, \Delta]$, so we can set $\varphi = \Delta/2$, in the middle of the range. Then, the range for χ in the expression of ϵ becomes $[0, \Delta/2]$, thus we can set $\chi = \chi_0 := \Delta/4$, again in the middle of the range. Finally, for χ in the expression of ν , the range is $[0, \varphi] = [0, \Delta/2]$ so we can again set $\chi = \chi_0$. When we replace these buffer values in the above expressions, we get values of ϵ, ν that upper-bound the actual values suggested by the minimisation problem above, but nevertheless negligible in the number of rounds d, s :

$$\epsilon \leq \exp(-2(\Delta/4)^2 s) + \exp \left(-2 \frac{((\alpha - 3\Delta/4)/k - \frac{w}{s})^2}{\alpha - 3\Delta/4} s \right) \quad (115)$$

$$\nu \leq \exp(-2(\Delta/4)^2 d) + \exp \left(-2 \frac{(((1 - \alpha) + \Delta/4)(1 - c) - 1/2)^2}{(1 - \alpha) + \Delta/4} d \right) \quad (116)$$

□