

SimLLM: Fine-Tuning Code LLMs for SimPy-Based Queueing System Simulation

Jun-Qi Chen^{*1}, Kun Zhang^{†2}, Rui Zheng^{‡1}, and Ying Zhong^{§3}

¹Institute of Statistics and Big Data
Renmin University of China
Beijing, China

²School of Information
Renmin University of China
Haidian District, Beijing, China

³School of Management and Economics
University of Electronic Science and Technology of China
Chengdu, China

January 13, 2026

Abstract

The Python package `SimPy` is widely used for modeling queueing systems due to its flexibility, simplicity, and smooth integration with modern data analysis and optimization frameworks. Recent advances in large language models (LLMs) have shown strong ability in generating clear and executable code, making them powerful and suitable tools for writing `SimPy` queueing simulation code. However, directly employing closed-source models like GPT-4o to generate such code may lead to high computational costs and raise data privacy concerns. To address this, we fine-tune two open-source LLMs,

^{*}jqchen@ruc.edu.cn

[†]kunzhang@ruc.edu.cn

[‡]zr20230000789@ruc.edu.cn

[§]yzhong4@uestc.edu.cn

Qwen-Coder-7B and DeepSeek-Coder-6.7B, on curated `SimPy` queueing data, which enhances their code-generating performance in executability, output-format compliance, and instruction-code consistency. Particularly, we proposed a multi-stage fine-tuning framework comprising two stages of supervised fine-tuning (SFT) and one stage of direct preference optimization (DPO), progressively enhancing the models ability in `SimPy`-based queueing simulation code generation. Extensive evaluations demonstrate that both fine-tuned models achieve substantial improvements in executability, output-format compliance, and instruct consistency. These results confirm that domain-specific fine-tuning can effectively transform compact open-source code models into reliable `SimPy` simulation generators which provide a practical alternative to closed-source LLMs for education, research, and operational decision support.

Keywords: queueing simulation, `SimPy`, large language models, supervised fine-tuning, direct preference optimization

1 Introduction

Discrete-event simulation (DES) is a foundational analytical tool in operations research and management science, which enables researchers and practitioners to study stochastic systems through explicit modeling of events, resources, and state transitions. Among various DES scenarios, queueing-system simulation plays a central role in analyzing customer waiting behavior, resource utilization, congestion patterns, and overall service efficiency. The practical importance of queueing-system simulation has been demonstrated across multiple domains. In healthcare operations, [Rema and Sikdar \(2021\)](#) developed a queue-based Monte Carlo simulation model to optimize patient flow in an Indian multi-specialty hospital, which reduces average waiting time by 44–78%. In transportation management, [Dorton and Liu \(2012\)](#) applied discrete-event simulation to passenger screening and lane configuration at major international airports, which achieves noticeable reductions in queue length and service delays. In manufacturing systems, [Hsu et al. \(1993\)](#) employed queueing-network models to analyze flexible production lines, identify bottlenecks, and improve overall throughput. In service operations, particularly multi-skill call centers, [Cezik and L’Ecuyer \(2008\)](#) utilized simulation optimization to design efficient staffing and routing strategies, which substantially lowers customer abandonment rates and improves service quality. These studies collectively highlight the essential role of queueing-system simulation in supporting decision-making across diverse industries.

To implement queueing-system simulation in practice, researchers and practitioners typically rely on commercial platforms such as **Arena** and **AnyLogic**, as well as code-based tools such as **SimPy**, across man-

ufacturing, healthcare, transportation, and service operations. To improve transparency and reproducibility, implementing simulation models in code has become increasingly popular. In this context, selecting an appropriate coding tool is crucial for developing queueing simulations reliably and efficiently. [Schruben and Yucesan \(1993\)](#) compare major paradigms for discrete-event simulation, namely (i) event scheduling, (ii) activity scanning, and (iii) process-interaction, and discuss their implications for structuring simulation logic and representing system dynamics. For queueing applications, the process-interaction paradigm is often a natural choice because it aligns with the flow of entities through service stages and facilitates modular and extensible model construction. Accordingly, we investigate **SimPy**, a Python-based discrete-event simulation package that aligns closely with the process-interaction paradigm by representing system dynamics through interacting entity processes. Beyond this alignment, SimPy is open-source and enables direct code-based modeling of queueing systems, making it flexible and accessible for research and large-scale experimentation.

Despite SimPy’s advantages, the development of reliable queueing-system simulations still places strong demands on both domain expertise and coding skills. In practice, conducting a queueing-system simulation requires analysts to first construct an accurate mathematical model of the underlying queueing process and then translate this model into executable simulation code, which is time-consuming ([Tako, 2011](#)). Furthermore, both of them demand a high level of precision, since even a small modeling or programming error can propagate through the simulation and lead to substantial distortions in performance. As a result, conducting a queueing-system simulation requires domain experts to simultaneously possess strong proficiency in coding.

Fortunately, recent advances in large language models (LLMs) have offered new opportunities to address the limitation, which is able to automate the generation of reliable simulation code. Domain experts can rely on their comprehensive knowledge to clearly specify the desired queueing system in precise natural language descriptions, and then pass them to an LLM. The LLM then generates the corresponding simulation code that correctly realizes the intended operational mechanisms. Modern models such as GPT-4o, Qwen2.5, and DeepSeek exhibit strong code-generation ability and structured reasoning. This makes them capable of interpreting domain-specific instructions into executable Python programs. For instance, [Zhang et al. \(2025\)](#) conducted a large-scale empirical study, which shows that GPT-4 and DeepSeek-Coder achieve superior performance in Python-based code generation across diverse programming tasks. [Ridnik et al. \(2024\)](#) proposed the *AlphaCodium* framework, which applies flow-engineering principles to iteratively

refine GPT-4 generated programs, boosting its pass@5 accuracy from 19% to 44% on competitive coding benchmarks. A recent survey by [Bistarelli et al. \(2025\)](#) also highlights the growing reliability of LLMs in generating and refining Python scripts for analytical and algorithmic applications.

However, three foundational challenges arise when directly applying existing general-purpose LLMs (such as GPT-4o) to queueing-system simulation code generation. Firstly, the understanding of queueing mechanisms exhibited by general-purpose models is often under developed, which limits their ability to faithfully describe the intrinsic logic of queueing systems. Secondly, the generated simulation code script can be unreliable in practice, and may exhibit various errors, even when the code scripts are syntactically valid. Thirdly, general-purpose models are expensive to use and difficult to deploy in settings that require reproducibility, data privacy, or local on-premise computation. These challenges suggest that the general models like GPT-4o cannot be used directly for queueing-system simulation code generation. To overcome these limitations, a more practical and reliable solution is to fine-tune a compact open model and deploy it locally.

When applying supervised fine-tuning (SFT) to SimPy-based queueing-system simulation, the primary challenge lies in the inadequacy of high-quality SimPy queueing-system simulation code for training. This is reflected in three aspects. Firstly, only a limited amount of simulation code is publicly available, even when considering the examples provided in official SimPy tutorials and online repositories. Secondly, the existing simulation codes exhibit narrow scenario coverage and fail to represent the wide range of queueing scenarios that may arise in practical applications. Thirdly, only a small portion of the available code follows a unified and standardized output format. As demonstrated in [Huang et al. \(2025\)](#), one possible solution is to leverage LLMs to automatically generate simulation code. However, the generated code may contain logical errors in queueing mechanism or lead to unstable execution results which requires further validation and revising. In this paper, we propose a **Multi-Stage Data Construction and Fine-Tuning Framework** that organizes the training pipeline into three stages: two stages of supervised fine-tuning (SFT) to address data scarcity and uneven data quality, followed by a stage of Direct Preference Optimization (DPO) ([Rafailov et al., 2023](#)) for alignment. In the following, we detail the proposed framework.

In **Stage I**, we construct a large-scale, high-quality training dataset with broad coverage of queueing-system scenarios using a *Category-Template Framework (CTF)*. CTF provides the dataset with diverse natural-language descriptions and multiple SimPy programming styles. In **Stage II**, we further strengthen the models understanding of queueing mechanisms through supervised fine-tuning with masked code com-

pletion. Specifically, the model is trained to complete functional code segments via masked-completion data, which enhances its capability to reason about and integrate different components of queueing systems. In **Stage III**, we perform preference alignment using Direct Preference Optimization (DPO). By contrasting preferred code scripts that faithfully reflect the intended queueing mechanism with rejected ones containing logical deviations, this stage guides the model toward correct queueing logic.

Through this multi stage fine-tuning process, we show that compact open-source models such as **Qwen2.5-Coder-7B-Instruct** and **DeepSeek-Coder-6.7B-Instruct** can be transformed into reliable generators of `SimPy`-based queueing-system simulation code. Evaluations on a 600-task benchmark demonstrate that our fine-tuning framework markedly enhances model reliability in **executability rate**, **output-format compliance**, and **instruction-code consistency**. Both Qwen2.5-Coder-7B and DeepSeek-Coder-6.7B show substantial improvements after fine-tuning compared with their pre-trained counterparts. For Qwen, the average executability and format compliance increase from 80.4% to 86%, while instruction consistency rises from 0.0% to 76.8%. DeepSeek exhibits even larger relative gains, with executability improving from 26.2% to 75% and consistency reaching 62.3%. These results confirm that our Multi-Stage Data Construction and Fine-Tuning Framework enables compact open-source models to function as reliable `SimPy` simulation generators.

Our contributions are as follows:

1. We propose the **Category-Template Framework (CTF)**, a systematic data-construction methodology for queueing-system simulation. CTF offers broad mechanism coverage across multiple queueing categories with graded complexity, and it generates richly varied instruction-code pairs through diverse natural-language templates and multiple `SimPy` coding styles. This framework provides a reliable foundation for downstream model training.
2. We introduce a **multi-stage fine-tuning framework**. The framework consists of (i) foundational supervised learning on validated instruction-code pairs, (ii) understanding-oriented masked-completion training that strengthens mechanism reconstruction and understanding, and (iii) preference-based alignment using DPO to guide the model toward mechanism-consistent program generation. These stages progressively enhance the models ability to produce correct and reliable simulation code.
3. Through extensive experiments, we demonstrate that compact open-source models, including Qwen2.5-Coder-7B-Instruct and DeepSeek-Coder-6.7B-Instruct, can be transformed into reliable generators of

queueing-system simulation code. The fine-tuned models achieve substantial improvements in executability, output-format compliance, and instruction consistency across the benchmark.

2 Literature Review

Our work is related to several streams of literature, including queueing simulation, discrete-event simulation methodology, and recent advances in large language models for automated modeling and code generation. We review the most relevant studies below and explain how the present work differs from existing approaches.

2.1 Foundations of Queueing Simulation and Discrete-Event Modeling

Queueing systems are among the most classical and extensively studied application domains of discrete-event simulation (DES). The theoretical and methodological foundations of queueing simulation are well established and systematically documented in classic textbooks, spanning model specification, experiment design, and statistical output analysis. Textbooks such as [Law and Kelton \(1999\)](#), [Banks et al. \(2004\)](#), and [Nelson \(2013\)](#) present the canonical modeling workflow, including the specification of arrival processes, service mechanisms, queue disciplines, capacity constraints, and performance measures, together with standard practices for conducting simulation experiments and interpreting stochastic outputs (e.g., replication-based estimation, variance assessment, and issues related to initialization and steady-state behavior). These references frame DES as a rigorous modeling methodology for complex stochastic service systems, and they lay the conceptual foundations for constructing faithful and reproducible queueing-system simulation models.

Building on these theoretical and methodological foundations, queueing simulation has been widely adopted across a broad range of real-world service and production settings, where entity flows and resource constraints naturally arise. We next review representative application studies in healthcare, service operations, manufacturing, and transportation.

2.2 Applications

In what follows, we review representative application studies in healthcare, service operations, manufacturing, and transportation. We use these examples to illustrate the practical impact of queueing simulation.

In healthcare domain, [Jun et al. \(1999\)](#) survey the application of discrete-event simulation in health

care clinics and hospital systems, with an emphasis on resource allocation, patient flow, and operational decision making in complex service environments. [Rema and Sikdar \(2021\)](#) develop a data-driven Monte Carlo simulation model to analyze patient flow and waiting times in hospital outpatient departments, while [? employ discrete-event simulation in SimPy to evaluate server utilization and patient waiting times in a cloud-assisted remote healthcare setting under high service demand.](#)

In service operations, call centers provide a canonical example of large-scale queueing systems. [Gans et al. \(2003\)](#) present a comprehensive tutorial and review of call-center modeling, incorporating features such as time-varying arrivals, customer abandonment, skill-based routing, and heterogeneous service times. Building on this foundation, [Cezik and L'Ecuyer \(2008\)](#) combine optimization and simulation to study staffing decisions in multiskill call centers, which uses simulation to evaluate operational policies that are analytically intractable.

Similar applications also arise in manufacturing and transportation systems. [Hsu et al. \(1993\)](#) review queueing-network models for flexible manufacturing systems, while [Dorton and Liu \(2012\)](#) study airport security screening checkpoints using a combination of queueing-network analysis and discrete-event simulation, and evaluate performance measures such as throughput and passenger cycle time under varying alarm rates and baggage volumes.

2.3 SimPy and LLM-Assisted Modeling

To improve transparency and reproducibility, implementing simulation models in code has become increasingly popular. Selecting an appropriate coding tool for simulation is crucial. In this work, we investigate SimPy, a discrete-event simulation package in Python. To facilitate the use of SimPy, [? provide a tutorial-style introduction that explains the basic concepts of discrete-event simulation and demonstrates how arrivals, services, and resource constraints can be modeled in SimPy using Python processes and event scheduling.](#) [Zinoviev \(2024\)](#) provide detailed guidance on implementing discrete-event simulation models in SimPy, while [? apply discrete-event simulation implemented in SimPy to a cloud-assisted remote healthcare system, using patient-level models to analyze server utilization and waiting times under high service demand.](#) These studies document the growing use of code tools for queueing simulation and highlight their advantages for reproducible simulation workflows.

Nevertheless, the adoption of script-based frameworks requires substantial manual effort. Experts must translate descriptions of simulation system into executable code and ensuring its correctness require sub-

stantial additional effort. Based on an empirical study of six expert DES modelers, [Tako \(2011\)](#) report that experts spend a significant amount of time on model coding, which reflects the effort required to turn a conceptual description into an executable simulation program.

To address this limitation, recent advances in LLMs have generated growing interest in further automating modeling and code generation tasks. In the broader context of program synthesis, [Li et al. \(2022\)](#) introduce AlphaCode and demonstrate that large-scale models can generate executable programs that achieve strong performance on standardized coding benchmarks. Similarly, [Rozière et al. \(2024\)](#) present Code Llama, an open foundation model designed for code generation across a wide range of programming tasks. A parallel line of work emphasizes that executability and runtime behavior are critical for evaluating generated code. [?](#) introduce InterCode as a lightweight framework and benchmark for interactive code generation, where execution feedback is integrated into the generation loop.

Building on these works in code generation, recent studies have begun to explore the use of LLMs for modeling tasks in operations research. [Huang et al. \(2025\)](#) propose ORLM, which fine-tunes open-source LLMs on domain-specific synthetic data to generate optimization formulations and solver code from natural language descriptions. [Gao et al. \(2024\)](#) survey LLM-empowered agent-based modeling and simulation, organize recent studies across multiple application domains, and discuss challenges and open problems related to perception, alignment, action generation, and evaluation.

To conclude, this stream of work suggests a natural progression from manual simulation modeling to script-based implementations, and more recently to LLM-assisted automation. However, existing studies primarily focus on optimization models or general-purpose code generation, leaving the automation of faithful, executable queueing-system simulation models largely unexplored.

3 Multi-Stage Data Construction and Fine-Tuning Framework

In this section, we present the **Multi-Stage Data Construction and Fine-Tuning Framework** and explain high-quality datasets’ construction for each stage of the training pipeline. The section consists of three parts corresponding to three training stages. For each part, we first describe the objective and motivation of the aligned training step and then introduce the data construction.

3.1 Stage I: Instruction-Code Data Construction and Initial Supervised Fine-Tuning

In this subsection, we first discuss the motivation behind Stage I training and then introduce the proposed Category-Template Framework (CTF) for dataset construction. Finally, the resulting dataset is used for supervised fine-tuning of the model.

3.1.1 Motivation of Stage I

In Stage I, our goal is to train the model to generate executable `SimPy` programs that correctly reflect the structural organization and queueing mechanisms of queueing-system simulations, while being able to compute and report task-required performance measures in the specified standardized output format.

To achieve these training objectives, a suitable training dataset is needed. As noted by ?, the quality of initial data plays a critical role in large-model training by providing a strong foundation in both diversity and difficulty. In our queueing code generating settings, the dataset is supposed to achieve broad coverage of queueing scenarios and to exhibit diversity in both instruction formulations and code structures. To meet these requirements, we propose the **Category-Template Framework (CTF)**, under which we can systematically generate diverse instruction-code pairs with comprehensive coverage of queueing scenarios.

3.1.2 Category-Template Framework

In this section, we provide a detailed introduction to the CTF. The framework consists of the following three components:

1. **Queueing category:** specifies the queueing scenario that represents a type of queueing task;
2. **Instruction template:** provides alternative linguistic formulations describing the same queueing task for constructing the instruction;
3. **Code template:** offers different code styles for generating the corresponding `SimPy` simulation code.

In our design, each queueing category represents a family of related queueing tasks. For every such category, we construct a corresponding set of instruction templates and code templates designed for its specific mechanisms. During the construction of an instruction-code pair, we first select a simulation task within the chosen category. Then we sample one instruction template and one code template from that category. This procedure produces a natural-language description and its corresponding simulation code script. The

multi-category and multi-template design of the framework is what yields *diversity in both instruction formulations and code styles*. We now introduce these three components in detail.

Category	Defining Mechanism	Represented Mechanisms	Complexity
<i>(A) Basic Systems</i>			
finite capacity	Limited queue length K	Blocking and system loss constraints	Simple
general distributions	Non-exponential service or interarrival	Arbitrary stochastic variability	Simple
multi server sched rules	Multiple servers with simple scheduling	Load balancing across identical servers	Simple
<i>(B) Intermediate Behavioral Extensions</i>			
balking reneging	Customer balking and reneging	Queue avoidance and impatience behavior	Intermediate
batch arrivals	Grouped Poisson arrivals	Burst-type demand or batch processing	Intermediate
multi class customers	Distinct customer classes	Heterogeneous demand and service differentiation	Intermediate
piecewise arrival	Time-varying or piecewise arrival rate	Stepwise nonstationary input process	Intermediate
production kanban	Work-in-process control via tokens	Inventory-limited manufacturing systems	Intermediate
<i>(C) Complex Networked or Multi-Mechanism Systems</i>			
breakdown maintenance	Random server failures and repairs	Reliability and maintenance effects	Complex
parallel two resources	Joint resource coordination	Parallel processing or shared-resource synchronization	Complex
open network	Exogenous arrivals to multiple nodes	Distributed and interconnected queueing systems	Complex
feedback network	Internal routing between nodes	Reentrant service flow and job feedback	Complex

Table 1: Overview of queueing categories by increasing system complexity.

Queueing Category. To ensure the broad coverage of queueing mechanisms, we select twelve representative queueing scenarios as the basis for defining our queueing categories which are listed in Table 1. The reasons for selecting these twelve categories are as follows: (i) they cover the core queueing mechanisms that frequently arise in queueing-system simulation, including arrival and service dynamics, server configu-

rations, capacity constraints and customer behaviors (e.g., blocking, balking, reneging), scheduling/priority rules, and networked routing/feedback structures; and (ii) they cover most common queueing problems encountered in both the queueing literature and practical service systems. These twelve queueing categories are organized into three groups of increasing complexity.

The basic group captures foundational queueing scenarios such as finite-capacity queues, general arrival and service distributions, and multi-server scheduling rules. A wide range of classical queueing problems fall under this group, such as $M/M/1$, $M/M/1/K$, $M/M/c$, $M/G/1$, and $M/G/c$, as well as renewal-arrival single-server queues, finite-buffer loss systems, multi-server FCFS/LCFS priority queues, and settings with general service-time distribution.

The intermediate group incorporates behavioral extensions including balking and reneging, batch arrivals, multi-class customers, piecewise arrival processes, and production-kanban control. This group covers a broad set of queueing problems involving many extensions, such as $M/M/1$ with balking, $M/M/1$ with reneging, the Erlang-A ($M/M/c$ with abandonment), batch-arrival systems such as $M^X/M/1$ and $M^X/G/1$, priority-based multi-class queues, piecewise-constant nonstationary arrival processes, and kanban-controlled production queues. These categories incorporate a rich set of non-stationary and behavior-dependent mechanisms that substantially extend the modeling scope beyond basic stationary queues.

The complex group includes multi-mechanism and networked systems such as breakdown-maintenance interactions, parallel two-resource synchronization, open networks, and feedback routing. It includes queueing systems with multiple interacting mechanisms, including breakdown-repair dynamics in which servers may fail and later return to service, two-resource synchronized service systems where each job must seize two resources simultaneously, and open queueing networks with probabilistic routing between service stations. These scenarios create interdependencies between arrival, service, and routing behaviors across different resources or stations. Evidently, these categories represent the most intricate settings in our dataset, which captures the multi-layer interactions that arise in manufacturing, service operations, and networked stochastic systems.

Instruction Templates. The instruction templates are designed to ensure linguistic diversity through different phrasings and contextual emphases of the same task. These variations help the model learn that semantically equivalent descriptions can differ substantially in wording, structure, or level of detail, thereby improving the model’s robustness to language description in the provided instructions and reducing prompt

sensitivity.

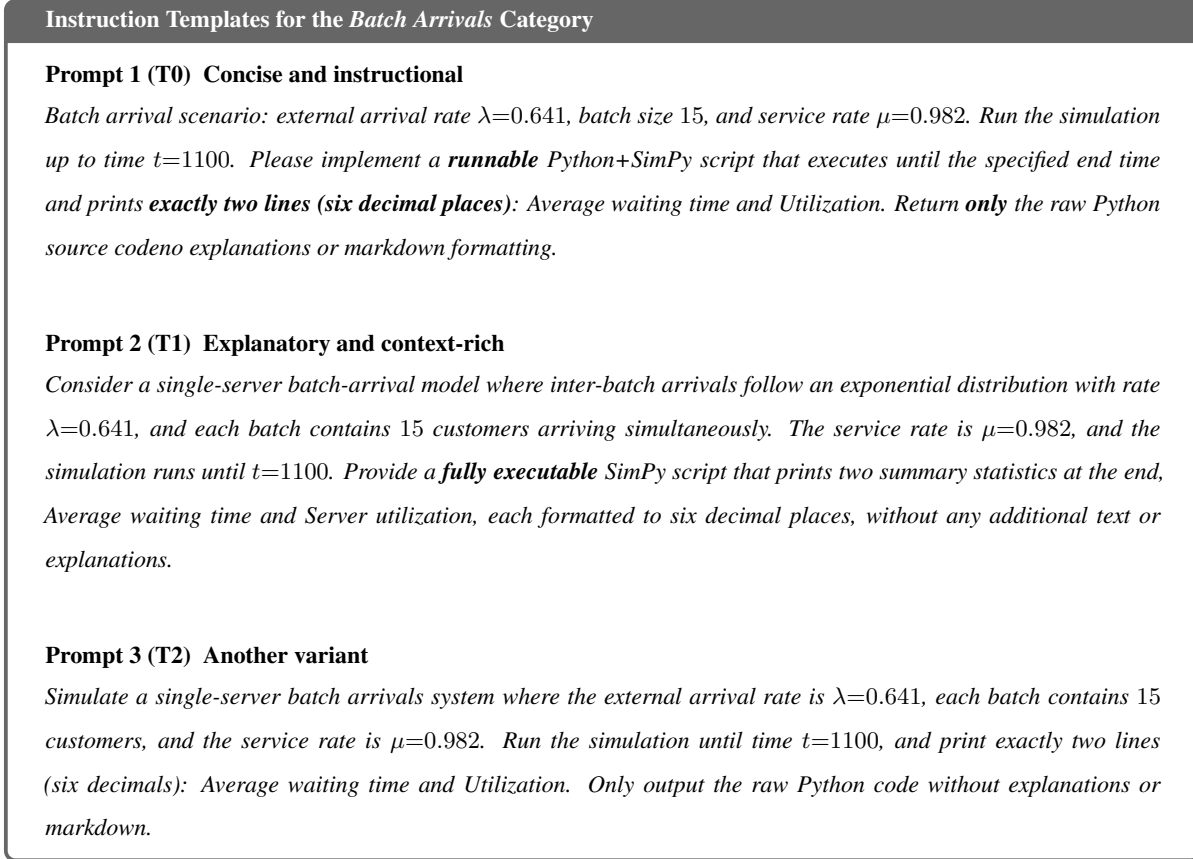


Figure 1: Three instruction templates for the *batch arrivals* category.

Figure 1 provides an example from the *batch arrivals* category, which shows three instruction templates that convey the same mechanism using different phrasings, levels of context, and stylistic choices.

Code Templates. The code templates, which are Python code skeletons, provide diverse code structures and multiple programming styles for the same queueing task. For each category, we present three code templates, each characterized by a distinct code structure and programming style. Specifically, we construct the following templates:

1. *Procedural code template*: organizes the simulation as a collection of top-level functions;
2. *Object-oriented code template*: encapsulates state and event logic within classes;
3. *Functional code template*: decomposes the simulation into smaller functions that explicitly pass state.

Implementation Templates for *Batch Arrivals*

T0 (Procedural) flat script using global functions.

```
1         def customer(env, server, waits, busy, t_arr):
2             with server.request() as req:
3                 yield req
4                 st = env.now
5                 yield env.timeout(random.expovariate(SERVICE_RATE))
6                 waits.append(st - t_arr)
```

T1 (Object-oriented) encapsulated as a simulation class.

```
1         class BatchSim:
2             def customer(self, t_arr):
3                 with self.res.request() as req:
4                     yield req
5                     st = self.env.now
6                     yield self.env.timeout(random.expovariate(SERVICE_RATE))
7                     self.waits.append(st - t_arr)
```

T2 (Functional) modular structure with helper functions.

```
1         def serve_one(env, res, t_arr, waits):
2             with res.request() as req:
3                 yield req
4                 st = env.now
5                 yield env.timeout(random.expovariate(SERVICE_RATE))
6                 waits.append(st - t_arr)
```

Figure 2: Representative code fragments from the *batch arrivals* category illustrating Three Implementation Templates: procedural (T0), object-oriented (T1), and functional (T2).

We select these three templates because they cover the most common and mainstream code styles for discrete-event simulation in Python and align well with practitioners’ programming habits. Figure 2 illustrates representative code fragments for the three code templates in the *batch arrivals* category.

By organizing the data into queueing categories, we ensure broad coverage of different queueing mechanisms. The use of diverse templates introduces diversity in both instruction formulations and code structures. The CTF design enables the construction of a high-quality dataset suitable for initial model training.

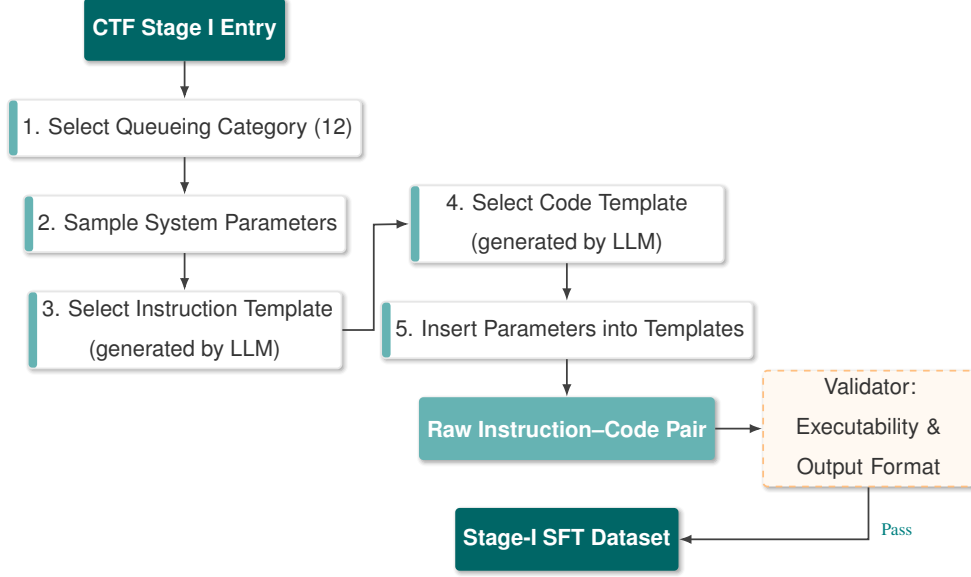


Figure 3: Stage I data construction pipeline of the Category-Template Framework (CTF).

3.1.3 Python-Based Generation of Instruction-Code Pairs under the CTF

In this section, we introduce the construction of the initial-stage dataset. The data construction process proceeds as follows. For a task that belongs to a given queueing category, a Python program first samples the task-specific parameters associated with that category, such as arrival and service rates, queue capacities, behavioral thresholds (e.g., balking or reneging probabilities), breakdown and repair rates, or other mechanism-dependent quantities. The sampling ranges for these parameters are predetermined for each category and are chosen to ensure that the instantiated queueing system remains stable. After the task-specific parameters are obtained, the Python program then automatically selects one instruction template and one code template from the pre-designed template pool of the corresponding category and inserts the sampled parameters into both templates, which produces a concrete instruction-code pair. Figure 3 describes the data construction process shown above.

The construction process above under CTF offers a practical advantage. Because each code template is a parameter-free code skeleton, if the template itself satisfies the following three criteria, then all code generated by the template will also satisfy these criteria. (1) *executability*, the code skeleton is syntactically valid; (2) *output-format compliance*, the code skeleton produces the task-specified performance report; and (3) *instruction-code consistency*, the template correctly encodes the queueing logic described in the instruction. This ensures the correctness of the generated data and substantially reduces the manual effort required

to validate whether each sample is suitable for inclusion in the training set.

Although the generated code does not require manual validation under this template-based guarantee, we further enhance the reliability of the dataset by implementing a Python-based automatic checker for the first two criteria. This additional step ensures the dataset’s usability while keeping the validation cost low.

3.1.4 Supervised Fine-Tuning Using the CTF-Constructed Dataset

Using the dataset constructed under CTF, we perform the first stage SFT to train the model on queueing-system simulation tasks. Each training sample consists of an instruction describing a simulation task and a corresponding `SimPy` code script that satisfies executability, output-format compliance, and instruction-code consistency.

During SFT, the model is optimized to map natural-language instructions to complete simulation programs, which enables it to learn the structural patterns, queueing mechanisms, and reporting requirements shared across diverse queueing scenarios. This supervised training stage serves as the first step in our multi-stage fine-tuning pipeline and prepares the model for subsequent training stages.

3.2 Stage II: Masked-Completion Data Construction and Understanding-Oriented Fine-Tuning

In the second training stage, we focus on strengthening the models understanding of queueing mechanisms. We first discuss the motivation behind Stage II training and then describe the construction of masked-completion data, which trains the model to reconstruct missing segments of a simulation script and thereby deepen its understanding of queueing logic. The resulting masked-completion data is subsequently used for training in Stage II.

3.2.1 Motivation of Stage II

Training in Stage I already enhances the models capability to generate queueing executable `SimPy` programs, produce task-required performance reports in the correct standardized format, and implement the basic queueing logic specified in natural-language instructions. However, training in a single stage is often insufficient: although the model can produce complete simulation scripts, its understanding of queueing mechanisms remains relatively shallow and largely relies on surface pattern matching.

To further deepen the models understanding of queueing mechanisms, we introduce a second training stage based on masked code completion. In this stage, functional segments of a simulation program are deliberately masked, and the model is trained to reconstruct the missing segments based on the surrounding code context and the instruction. This training process equips the model with the following capabilities:

1. the capability to infer missing functional segments from surrounding context, enabling accurate reconstruction of local logic blocks;
2. the capability to understand queueing mechanisms across diverse template realizations, natural-language phrasing, and parameter configurations;
3. the capability to integrate reconstructed code segments seamlessly with the surrounding program, ensuring structural and logical coherence.

By enhancing these abilities, the training process substantially deepens the models understanding of queueing mechanisms. With masked-completion data, the model learns to associate natural-language descriptions with the corresponding functional roles of different code segments, thereby deepening its understanding of queueing mechanisms. This process moves the model beyond memorization of complete scripts and enables it to acquire an enhanced understanding of queueing-system simulation.

The training in this stage focuses on teaching the model to complete missing code segments, rather than directly optimizing for end-to-end code generation. Although this objective deviates from that of the initial supervised fine-tuning, it substantially improves the models understanding of queueing mechanisms and is therefore a necessary component of the overall training pipeline.

3.2.2 Mask Construction for Stage-II Masked-Completion Training

In this subsection, we describe the construction of masked-completion data. A straightforward way to construct masked-completion data is to manually write a code script with a particular functional segment removed and then provide its completed version as the training target. However, this approach suffers from low generation efficiency and substantial manual effort, since each incomplete code script must be completed and validated individually. To address this limitation, we propose a more efficient procedure: we begin with a complete code script and decompose it according to its functional segments. This allows a single complete code script to produce multiple functional-masked code on different functional segments.

Masked-Completion Examples for the *Batch Arrivals* Category (Stage II)

A. Busy-time accumulation Complete the update of busy-time over $[0, \text{SIM_TIME}]$.

```
1          # ... inside service block ...
2          s = random.expovariate(SERVICE_RATE); ed = st + s
3          # TODO: add busy-time accumulation (overlap with [0, SIM_TIME])
4          yield env.timeout(s)
```

B. Output format (two-line KPI) Restore printing of “Average waiting time” and “Utilization”.

```
1          # ... end of main script ...
2          aw = sum(waits)/len(waits) if waits else 0.0
3          util = busy_time / SIM_TIME if SIM_TIME > 0 else 0.0
4          # TODO: print two lines: Average waiting time / Utilization
```

C. Batch loop (multi-customer arrival) At each batch time, create *BATCH_SIZE* customers simultaneously.

```
1          # ... inside arrival source ...
2          yield env.timeout(random.expovariate(ARRIVAL_RATE)); t0 = env.now
3          # TODO: generate BATCH_SIZE customers at same time
```

D. Header parameters Fill in the top-level simulation parameters.

```
1          # TODO: add simulation parameters here
2          # RANDOM_SEED = ...; ARRIVAL_RATE = ...; BATCH_SIZE = ...
3          # SERVICE_RATE = ...; SIM_TIME = ...
```

Figure 4: Representative masked-completion tasks in Stage II for the *batch arrivals* category.

By adding an instruction that asks the model to reconstruct the missing segment and by using the original complete code script as the target output, we obtain a masked-completion data.

Despite this improvement, a challenge remains: the functional segments within each code script would still need to be identified and masked individually, which is also inefficient. Under the CTF framework, however, we only need to design a masking strategy *once* for each code template, rather than for every complete code script. As a result, the decomposition can be applied automatically to all instruction-code pairs generated from that template in Stage I. This makes efficient large-scale generation of masked-completion data.

The masking strategies we design cover the essential mechanisms of queueing-system simulation and the critical components required for producing valid program outputs. Key examples include:

- *arrival and batch-generation logic* (e.g., single-customer arrivals, batch releases);

- *service and resource operations* (resource requests, releases, and service-time handling);
- *state and busy-time updates* (tracking busy intervals and computing utilization);
- *routing and transition behavior* (customer handoffs in networked systems);
- *behavioral extensions* (balking, reneging, and breakdown/repair routines);
- *reporting and KPI formatting* (the standardized performance report).

Figure 4 illustrates representative masked regions drawn from the *batch arrivals* category, which shows how different masking strategies target distinct functional roles within the same template.

After obtaining the masked-completion dataset, we mix it with the Stage I instruction–code dataset for Stage II training. This mixture brings two benefits. First, the inclusion of instruction-code pairs in Stage I prevents the model from overfitting to completion tasks and preserves the training effects established in Stage I. Second, the mixture reduces the risk of catastrophic forgetting¹, as the model is exposed to both complete instruction-code pairs and masked-completion data that require reconstruction. Overall, this mixed training dataset enables the model to acquire a deeper understanding of queueing mechanisms while maintaining the improvement gained in Stage I. Figure 5 describes the data construction process shown above.

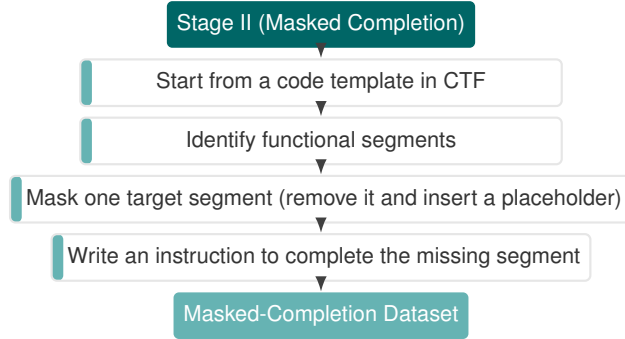


Figure 5: Stage II masked-completion data construction pipeline.

3.3 Stage III: Preference Data Construction and DPO-Based Alignment

In this section, we introduce the third stage of model training. At this stage, we employ Direct Preference Optimization (DPO) to further align the models generation behavior with desired simulation-quality criteria.

¹Catastrophic forgetting refers to the phenomenon in which a model loses previously acquired knowledge when trained sequentially on new data or objectives; see [Kirkpatrick et al. \(2017\)](#).

We begin by explaining the motivation for adopting DPO and then describe the construction process of corresponding preference data for Stage III training.

3.3.1 Motivation of Stage III

In Stage II, training based on masked-completion data enhances the models understanding of the underlying mechanisms. However, two limitations still remain. First, the model may still generate recurring errors, as supervised fine-tuning does not explicitly penalize such error patterns. Second, when multiple codes are plausible under the same instruction, supervised learning lacks a mechanism to express relative preferences between them, which often reinforces bias in code generation.

To address these limitations, we introduce a third training stage based on DPO. By constructing preference pairs from the models own erroneous outputs, DPO directly optimizes the relative generation likelihood between preferred and rejected code scripts under the same instruction. In practice, this helps the model avoid repeatedly making the same mistakes, learn preferences that supervised training alone cannot express, and generate more stable and reliable code.

3.3.2 Preference Data Construction for Stage III

In this section, we introduce the process of constructing the DPO dataset. The goal is to obtain pairs of chosen and rejected code scripts, where the rejected codes reflect the types of errors that the model actually produces in realistic settings.

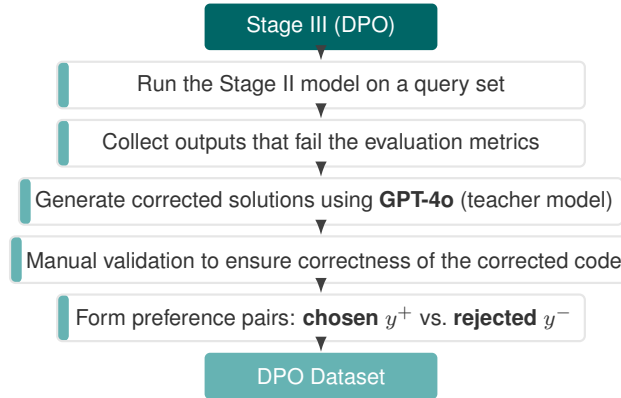


Figure 6: Stage III DPO data construction pipeline.

Compact Preference Pair for *Batch Arrivals* (Stage III DPO)

Instruction Simulate a batch-arrival single-server queue with $\lambda=0.510$, batch size 14, $\mu=0.674$, horizon $t=1491$. Print exactly two lines (six decimals): "Average waiting time:" and "Utilization:". Return raw Python code only.

Chosen (y^+) key excerpts

```
1         def batch_arrivals(env, server, waits, busy):
2             while True:
3                 yield env.timeout(random.expovariate(ARRIVAL_RATE))
4                 t0 = env.now
5                 for _ in range(BATCH_SIZE):           # same-time batch
6                     env.process(customer(env, server, waits, busy, t0))
7                     # ...
8                 aw = sum(waits)/len(waits) if waits else 0.0
9                 util = busy[0] / SIM_TIME if SIM_TIME > 0 else 0.0      # overlap
10                    # -clipped utilization
11                 print(f"Average waiting time: {aw:.6f}")                # exact
12                    # two-line format
13                 print(f"Utilization: {util:.6f}")
```

Rejected (y^-) key excerpts

```
1         def batch_arrivals(env, server, waits, busy, up_down):
2             yield env.timeout(random.expovariate(ARRIVAL_RATE))
3             env.process(customer(env, server, waits, busy, up_down))    #
4                                     # single arrivals only
5             # ...
6             env.process(up_down_proc(env, server, up_down))             #
7                                     # irrelevant failure logic
8             # ...
9             # (format inconsistencies / extra outputs omitted)
```

Notes The Chosen code restores true batch-at-once arrivals and preserves the two-line KPI contract, whereas the rejected one introduces unrelated failure toggling and does not synchronize customers within a batch.

Figure 7: DPO training example with abbreviated code; only key differences are shown for brevity.

The construction process begins by generating model outputs using the Stage II model on a curated held-out query set. This set is balanced across queueing categories and complexity levels. Its instructions are strictly held out from all Stage I/II training data to prevent leakage. The model's inference output for each question in this query set is evaluated using three criteria: (i) *executability*, (ii) *output-format compliance*, and (iii) *instruction consistency*. Outputs that fail any of these criteria are retained as *rejected* candidates.

(y^-) . To obtain the corresponding *Chosen* candidates (y^+), corrected versions are first generated by a stronger reference model, GPT-4o, and manually validated to ensure correctness. Then, each pair (y^+, y^-) presents a clear contrast and can be used for DPO training. Figure 6 describes the data construction process shown above.

Figure 7 illustrates one such preference pair from the *batch arrivals* category. The chosen code restores same-time batch creation and the output format KPI, whereas the rejected one incorrectly generates single arrivals, inserts irrelevant failure logic, and violates the output format requirement. This example shows a rejected generated code in supervised training stage and motivates the need for preference-based alignment.

4 Experiments

In this section, we present empirical evaluations conducted on models which are trained on the datasets generated under the proposed multi-stage data construction and fine-tuning framework. The experiments aim to assess the improvements in executability rate, output-format compliance, and instruction-code consistency across diverse queueing-system categories. The following subsections detail the experimental setup, evaluation metrics, and results across fine-tuning stages, categories, and representative examples.

4.1 Experimental Setup

In this section, we describe the experimental setup. We details the models, training data, training configuration, and evaluation metric adopted in experiments.

Models and Initialization. We fine-tune two open-source code language models, Qwen2.5-Coder-7B and DeepSeek-Coder-6.7B, as representative compact code LLMs. Both models are initialized from their publicly released instruction-tuned checkpoints and use identical tokenizer configurations for a fair comparison.

Training Data. All training data are derived from the multi-stage data construction and fine-tuning framework. Stage I constructs 7,200 validated instruction-code pairs (600 per category-template combination) for supervised fine-tuning. In Stage II the model is trained on a dataset of 20,000 samples, which includes both the newly created masked-completion data and the original Stage 1 data. Stage III constructs 380 human-validated preference pairs for Qwen2.5-Coder-7B and 420 for DeepSeek-Coder-6.7B.

Training Configuration. All stages are trained using the AdamW optimizer under cosine decay scheduling with a weight decay of 0.1, and a maximum sequence length of 2048 tokens. Stage I is trained for three epochs with a learning rate of 2×10^{-5} , Stage II continues for two epochs with a reduced rate of 1×10^{-5} , and Stage III applies Direct Preference Optimization (DPO) for one to two epochs, with the preference strength parameter set to $\beta = 0.2$. Training is performed on a single NVIDIA RTX 4090 GPU (24 GB memory) with a batch size of 2 and a maximum sequence length of 2048 tokens.

Test Set and Evaluation Metric. Evaluation is conducted on a held-out test set of 600 tasks (50 per category) balanced across difficulty levels and instruction variants. Each model is evaluated by executing its generated code scripts and measuring three criteria:

1. **executability rate:** which determines whether the generated simulation code runs to completion without runtime errors;
2. **output format compliance:** which validates that the program produces the required standardized reporting lines (e.g., average waiting time and utilization) in the correct numerical format;
3. **instruction-code consistency:** which assesses whether the operational logic implemented by the generated code faithfully satisfies the simulation specification described in the instruction.

The first two criteria are straightforward to evaluate, as both can be automatically evaluated through code execution and output validation in Python environment. A code script passes the **executability** check if it runs to completion within the time limit without raising runtime errors, and passes the **output format** check if it prints the required output lines, such as `Average waiting time` and `Utilization`.

However, validating instruction-code consistency is challenging as it requires manually reviewing every generated code script, which is highly time-consuming. To address this challenge, we adopt an objective evaluation method: the assessment of instruction-code consistency is conducted by a large-model-based evaluator, motivated by recent evidence that LLMs can function as reliable judges for code-generation tasks (Tong and Zhang, 2024). In our setting, **DeepSeek** acts as an independent evaluator: for each generated code script, it examines the script together with the corresponding task description and determines whether the code script satisfies the required logic and semantic.

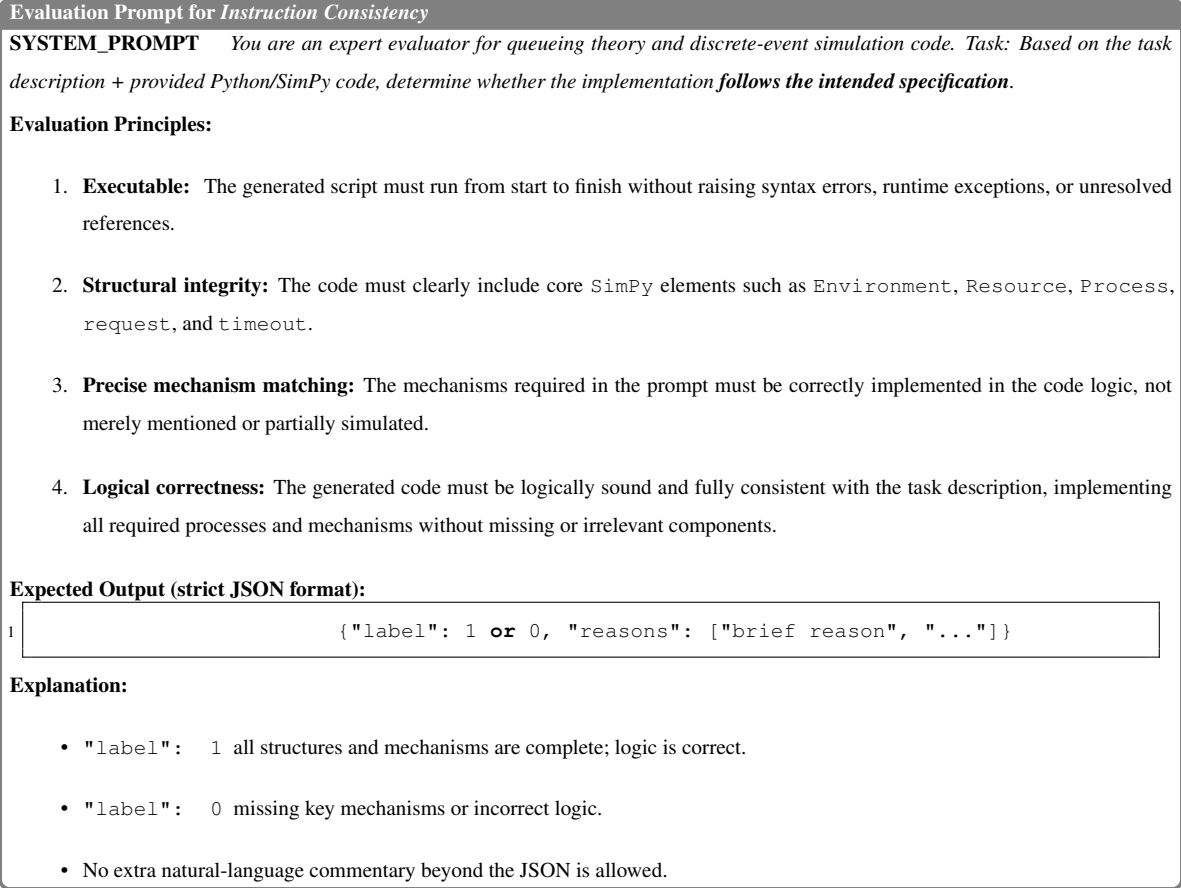


Figure 8: Strict evaluation prompt used by the large-model-assisted evaluator for automatic instruction-consistency assessment.

As shown in Figure 8, the evaluation process is driven by a structured system prompt. The prompt enforces strict rules to ensure that each submission uses the appropriate SimPy primitives, such as `Environment`, `Resource`, `Process`, and `request`. It further requires that the code implements all mechanisms explicitly specified by the task description, including capacity limits, balking and reneging behaviors, and routing or feedback in networked systems. Code scripts that merely mention relevant keywords without implementing their functional logic are rejected. This design ensures that the consistency metric accurately reflects whether the generated code follows the intended queueing logic.

4.2 Performance Comparison

This subsection introduces the performance of the fine-tuned models on the held-out test set. The results demonstrate that the proposed dataset construction and training framework enhance the executability, output format compliance and instruction-code consistency of queueing-simulation code generation.

Metric	Qwen2.5-Coder-7B		DeepSeek-Coder-6.7B	
	Pre-trained	Fine-tuned	Pre-trained	Fine-tuned
Executability Rate (%)	80.4	86.0	26.1	75.0
Output Format Compliance (%)	80.4	86.0	0.09	74.8
Instruction Consistency (%)	0	76.8	0	62.3

Table 2: Performance comparison on the held-out test set .

As shown in Table 4.2, fine-tuning on the proposed dataset leads to substantial improvement across all three evaluation metrics. For **Qwen2.5-Coder-7B**, executability and output format compliance both rise from 80.4% to over 86.0%, while instruction-code consistency improves dramatically from 0% to 76.8%. This result indicates that the baseline Qwen model already possesses strong capabilities in generating executable code with correct standardized outputs, but lacks an understanding of the domain-specific logic required in queueing-system simulation tasks. **DeepSeek-Coder-6.7B** exhibits a sharp improvement, with executability increasing from 26.1% to 75.0%, output compliance from 0% to 74.8%, and instruction-code consistency rising from 0% to 62.3%, which implies that fine-tuning effectively improves the models capability in generating executable code with correct standardized outputs and correct queueing logic. This result suggests that the baseline DeepSeek model lacks prior knowledge of queueing-specific code generation and therefore benefits substantially from domain-targeted fine-tuning.

This result also shows that our fine-tuning process enhances more than surface syntactic or formatting correctness. More importantly, it enables the model to generate logically valid queueing simulation code which reflect that our model has obtained a substantially deeper understanding of queueing mechanisms. Such improvement demonstrates that domain-specified fine-tuning enables compact open models to acquire strong capabilities in the queueing-system simulation code generation.

4.3 Category-wise Results

In this section, we present a detailed analysis of the performance within each queueing category which provides a clearer view of the model behavior across different types of queueing systems. The detailed per-category results for both fine-tuned models are shown in Tables 3 and 4. Each table reports the pre- and post-fine-tuning performance across twelve representative queueing categories in terms of executability, output-format compliance, and instruction-code consistency.

Template	Pre-trained Qwen			Qwen2.5-Coder-7B (DPO)		
	Exec	Format	Consistency	Exec	Format	Consistency
<i>(A) Basic and Stationary Systems</i>						
finite_capacity	100.0	100.0	0.0	100.0	100.0	97.5
general_distributions	100.0	100.0	0.0	100.0	100.0	88.5
multi_server_sched_rules	100.0	100.0	0.0	100.0	100.0	87.7
<i>(B) Intermediate Behavioral Extensions</i>						
balking_reneging	5.0	5.0	0.0	67.5	67.5	57.5
batch_arrivals	90.0	90.0	0.0	87.5	87.5	72.5
multi_class_customers	82.5	82.5	0.0	95.0	95.0	82.5
piecewise_arrival	90.3	90.3	0.0	93.5	93.5	62.9
production_kanban	100.0	100.0	0.0	100.0	100.0	82.8
<i>(C) Complex Networked or Multi-Mechanism Systems</i>						
breakdown_maintenance	52.5	52.5	0.0	70.0	70.0	32.5
parallel_two_resources	100.0	100.0	0.0	96.9	96.9	95.4
open_network	93.0	93.0	0.0	93.0	93.0	33.3
feedback_network	55.0	55.0	0.0	60.0	60.0	52.5
Average	80.4	80.4	0.0	86.0	86.0	76.8

Table 3: Performance of **Qwen2.5-Coder-7B** before and after fine-tuning (DPO stage) across 12 simulation templates. Values are pass rates (%).

Table 3 summarizes the performance of **Qwen2.5-Coder-7B** before and after the full three-stage fine-tuning process across the twelve queueing-system templates. Across these categories, the majority shows substantial performance improvements in instruction-code consistency.

1. For the basic categories, instruction-code consistency improves dramatically, rising from essentially

Template	Pre-trained DeepSeek			DeepSeek-Coder-6.7B (DPO)		
	Exec	Format	Consistency	Exec	Format	Consistency
<i>(A) Basic and Stationary Systems</i>						
finite_capacity	32.5	12.5	0.0	67.5	67.5	35.0
general_distributions	14.8	4.9	0.0	91.8	91.8	80.3
multi_server_sched_rules	40.4	21.1	0.0	70.0	70.0	47.4
<i>(B) Intermediate Behavioral Extensions</i>						
balking_reneging	12.5	0.0	0.0	95.0	95.0	82.5
batch_arrivals	17.5	5.0	0.0	95.0	95.0	62.5
multi_class_customers	15.0	10.0	0.0	100.0	100.0	97.5
piecewise_arrival	35.5	8.1	0.0	72.6	72.6	40.3
production_kanban	8.6	1.7	0.0	70.7	70.7	63.8
<i>(C) Complex Networked or Multi-Mechanism Systems</i>						
breakdown_maintenance	42.5	17.5	0.0	87.5	87.5	82.5
parallel_two_resources	27.7	3.1	0.0	70.0	70.0	55.4
open_network	35.1	14.0	0.0	55.0	55.0	26.3
feedback_network	30.0	20.0	0.0	97.5	97.5	57.5
Average	26.2	9.5	0.0	75.0	74.8	62.3

Table 4: Performance of **DeepSeek-Coder-6.7B** before and after fine-tuning (DPO stage) across 12 simulation templates. Values are pass rates (%).

- zero to levels exceeding 85% after the full three-stage training. Categories such as *finite_capacity* and *multi_server_sched_rules* show particularly strong gains, with consistency increasing from 0 to nearly 98% and 88%, respectively.
2. The intermediate categories also exhibit substantial improvements. For instance, *multi_class_customers* increases from 0 to more than 82%, and *batch_arrivals* rises from 0 to over 72%. These results indicate that the model successfully internalizes behavioral extensions beyond the stationary setting and can produce acquired logic for tasks involving balking, reneging, batching, or multiple customer classes.
 3. Among the complex categories, several templates also attain impressive gains despite their structural difficulty. The *parallel_two_resources* template increases from to more than 95%, and even

feedback_network, whose mechanism is very complex, improves from to above 52% relative to the pre-trained baseline. However, two of the complex categories show only limited improvement. *break-down_maintenance* and *open_network* both increase from 0 to roughly 33 %. This is because both categories involve multi-layer event interactions and stochastic dependencies that are inherently difficult for the model to learn from the available examples. Even so, the observed progress still illustrates that the three-stage training procedure strengthens the models ability to capture complex queueing logic, though further targeted data would be needed to achieve higher consistency in these cases.

It is also worth noting that a small number of templates like *parallel_two_resources* and *batch_arrivals* display mild decreases in executability or output-format compliance after training. This is because the second-stage masked-completion training introduces trade-offs that shift the model’s focus toward reconstructing the correct operational logic. The three-stage framework places greater emphasis on the instruction-code consistency of queueing mechanisms, so the model occasionally sacrifices surface-level formatting or full execution stability in order to generate code that more accurately reflects the intended behavior.

Table 4 summarizes the performance of **DeepSeek-Coder-6.7B**. Similar to the results observed for Qwen2.5-Coder-7B, most categories exhibit substantial improvements in instruction-code consistency. The gains cover basic, intermediate, and complex queueing categories, which indicates that the three-stage framework helps the model acquire a better understanding of queueing logic.

Unlike Qwen, however, DeepSeek exhibits several irregular patterns that suggest its pre-training characteristics are not as well aligned with queueing-style simulation tasks. In particular, some of the simple stationary categories show only moderate post-training performance, even though these tasks do not involve complex mechanisms. This difference from Qwen2.5-Coder-7B suggests that fine-tuning with a similar dataset and configuration is less effective when the pre-trained model is less stable in generating basic categories.

In all, the results for both Qwen2.5-Coder-7B and DeepSeek-Coder-6.7B demonstrate that the three-stage fine-tuning framework consistently improves model reliability across the twelve queueing-system categories. Executability, output-format compliance, and instruction-code consistency show clear improvements. These patterns indicate that the training pipeline enables the models to better understand the mechanisms and logic of queueing systems, thereby allowing them to generate more stable compliant and more reliable simulation code across a diverse range of queueing settings.

4.4 Stage-wise Ablation Study

To examine the improvement each training stage contributes to model performance, an ablation study is conducted based on the overall metrics for Qwen and DeepSeek. We track the executability, output-format compliance, and instruction-code consistency across training stages. Table 5 summarizes these stage-wise effects, which reports the aggregated performance changes across the three training stages for both models.

Model & Stage	Executability	Format	Consistency
<i>Qwen2.5-Coder-7B</i>			
Stage-1 (SFT-1)	80.7	80.7	46.2
Stage-2 (SFT-2)	85.0	85.0	70.3
Stage-3 (DPO)	86.0	86.0	76.8
<i>DeepSeek-Coder-6.7B</i>			
Stage-1 (SFT-1)	74.7	74.2	44.3
Stage-2 (SFT-2)	67.2	66.8	62.7
Stage-3 (DPO)	75.0	74.8	62.3

Table 5: Overall ablation results for Qwen and DeepSeek across three training stages.

As shown in Table 5, the two models exhibit distinct behavior across training stages. For **Qwen2.5-Coder-7B**, performance steadily improves at every stage: executability and output-format compliance rise from 80.7% to 86.0%, and instruction consistency grows from 46.2% to 76.8%.

In contrast, for **DeepSeek-Coder-6.7B**, the three-stage pipeline produces a distinct learning trajectory. During Stage 2, the masked-completion objective significantly boosts instruction-code consistency, raising it from 44.3% to 62.7%. However, this gain comes with a reduction in executability and output-format compliance. This is because the masked-completion task optimizes a different learning objective than our target code-generation task. As a result, improvements on masked completion do not necessarily lead to improvements on the evaluation metrics (i.e., executability, output-format compliance, and instruction-code consistency), which are generation-oriented, and the mismatch can even shift the model away from behaviors that those metrics reward. DeepSeek appears more sensitive to this objective mismatch, which leads to performance declines under our evaluation.

In Stage 3, the DPO-based preference optimization helps correct these effects. Executability and format accuracy recover to 75.0% and 74.8% respectively, which indicates that preference signals successfully

guide the model toward more stable and well-formed code. This adjustment, however, slightly lowers consistency, as the optimization shifts part of the model's focus back toward structural correctness and formatting.

To conclude, these patterns show that DeepSeek is more sensitive to the masked-completion objective than Qwen, but it ultimately converges to a balanced generator of queueing-system simulation code.

4.5 Error Analysis

To better understand the limitations that remain after the full three-stage training process, in this section we further examine the generated scripts and analyze the specific queueing mechanisms that the models still struggle with. This analysis identifies the queueing scenarios in which the model still exhibits weaknesses and highlights where inconsistencies are most likely to arise. Examining these failure modes provides a clearer understanding of the remaining gaps and informs future directions for data augmentation and targeted refinement. Two common issues that appear both in Qwen2.5-Coder-7B and Deepseek-Coder-6.7B are introduced as follows.

Network Routing and Custom Movement One issue often arises when the model needs to generate code for systems that involve multiple service nodes. Although many of the generated scripts can execute successfully, they often fail to maintain the intended custom movement of customers across nodes in an open network. Instead of transferring a customer from one node to the next after service completion, the model may generate a new and unrelated arrival at the downstream node. This breaks the required routing structure and leads to network behavior that does not match the task description.

Figure 9 shows that the model does not preserve the intended custom movement of customers between service nodes in an open network. In this code segment, each external arrival at `Node1` immediately and independently triggers a possible arrival at `Node2` through a second call to `serve` with the current simulation time `env.now`. As a result, customers at `Node2` do not originate from completed service at `Node1`, but are instead created as new and unrelated arrivals. This breaks the intended routing structure, because the flow from `Node1` to `Node2` should depend on service completion events and the routing probability P_{12} , rather than on the initial external arrival stream.

Interrupt-Driven Service and Remaining-Time Management A second type of issue appears in scenarios that require interruption-based service logic, including systems with breakdown and repair events. Although the model is generally able to construct the server state machine, initiate interruptions, and resume

Instruction and Erroneous Code segment (Open Network Routing)

Instruction *Simulate a two-node open queueing network where jobs arrive at Node 1, receive service, then move to Node 2 with probability p_{12} . Run to time t and print exactly two lines: "Average waiting time:" and "Utilization:" (six decimals). Return Python code only.*

Error Code

```
1         def arrivals(env, n1, n2):
2             while True:
3                 yield env.timeout(random.expovariate(ARRIVAL_RATE))
4                 env.process(serve(env, n1, env.now))
5                 # incorrectly spawns new arrivals into Node2
6                 if random.random() < P12:
7                     env.process(serve(env, n2, env.now))
```

Figure 9: Representative failure case for network routing semantics.

service after the failure is resolved, it does not always maintain a correct record of the remaining service time at the moment of interruption. This mistake does not prevent the script from running, but it alters the simulated service trajectory by allowing a customer to redo portions of service that were already completed before the breakdown.

As shown in Figure 10, The error lies in the handling of the remaining service time after a breakdown interrupt. At the start of service, the code samples a total service requirement and stores it in `remaining`. Inside the loop, a breakdown correctly triggers an interrupt, and the code records the elapsed busy time during the current attempt. However, after the interruption, the statement `remaining = max(0.0, remaining)` does not subtract the elapsed time from `remaining`. The job therefore resumes service with the same total requirement as before the breakdown, as if no work had been completed. This mistake causes each interruption to restart part of the service instead of resuming from the true residual time. As a result, the simulated service durations are inflated and the estimates of utilization and waiting time become biased.

Overall, these two recurrent error patterns reveal that the model is still weak in several queueing-system simulation tasks. The first issue shows that the model struggles to preserve custom movement across nodes in networked systems, and the second issue indicates unstable handling of state-dependent updates in interrupt-driven service. These observations suggest that routing semantics and interruption-resumption mechanics remain challenging areas, and they point to important directions for future data augmentation and targeted training.

Prompt and Erroneous Code Snippet (Breakdown with Interrupt-Driven Service)

Prompt Simulate a single-server queue with random breakdowns and repairs. Jobs arrive according to a Poisson process, and the server alternates between “up” and “down” states with exponential mean time between failures (MTBF) and mean time to repair (MTTR). When a breakdown occurs during service, the job should resume with its remaining service time once the server is repaired. Run the simulation to time t and print exactly two lines: “Average waiting time:” and “Utilization:” (six decimals).

Error Code (erroneous excerpt)

```
1         t_start = self.env.now
2         remaining = random.expovariate(SERVICE_RATE)
3         while remaining > 0:
4             self._on = True
5             self._t0 = self.env.now
6             try:
7                 yield self.env.timeout(remaining)
8                 self.busy_time += self.env.now - self._t0
9                 self._on = False; self._t0 = None
10                remaining = 0.0
11            except simpy.Interrupt:
12                # breakdown interrupt
13                elapsed = self.env.now - self._t0
14                if elapsed > 0:
15                    self.busy_time += elapsed
16                    self._on = False; self._t0 = None
17                yield self.up_event
18                remaining = max(0.0, remaining)
```

Figure 10: Representative failure case for interrupt-driven service with breakdowns.

References

- Banks, J., J. Carson, B. L. Nelson, and D. Nicol (2004). *Discrete-Event System Simulation* (4th ed.). Prentice Hall.
- Bistarelli, S., F. Fioravanti, and F. Santini (2025). Using large language models for code generation tasks: A systematic literature review. *SN Computer Science* 6(1), 58.
- Cezik, M. T. and P. L’Ecuyer (2008). Staffing multiskill call centers via linear programming and simulation. *Management Science* 54(2), 310–323.
- Dorton, S. and D. Liu (2012). Analysis of airport security screening checkpoints using queuing networks and Discrete-Event simulation. *62nd IIE Annual Conference and Expo 2012*, 63–72.

- Gans, N., G. Koole, and A. Mandelbaum (2003). Telephone call centers: Tutorial, review, and research prospects. *Manufacturing & Service Operations Management* 5(2), 79–141.
- Gao, C., X. Lan, N. Li, Y. Yuan, J. Ding, Z. Zhou, F. Xu, and Y. Li (2024). Large language models empowered agent-based modeling and simulation: A survey and perspectives. *Humanities and Social Sciences Communications* 11.
- Hsu, L.-F., C. S. Tapiero, and C. Lin (1993). Network of queues modeling in flexible manufacturing systems: A survey. *RAIRO—Operations Research* 27(2), 201–248.
- Huang, C., Z. Tang, S. Hu, R. Jiang, X. Zheng, D. Ge, B. Wang, and Z. Wang (2025). ORLM: A customizable framework in training large models for automated optimization modeling. *Operations Research* 73(6), 2986–3009.
- Jun, J. B., S. H. Jacobson, and J. R. Swisher (1999). Application of Discrete-Event simulation in health care clinics: A survey. *Journal of the Operational Research Society* 50(2), 109–123.
- Kirkpatrick, J., R. Pascanu, N. Rabinowitz, J. Veness, G. Desjardins, A. A. Rusu, K. Milan, J. Quan, T. Ramalho, A. Grabska-Barwinska, D. Hassabis, C. Clopath, D. Kumaran, and R. Hadsell (2017). Overcoming catastrophic forgetting in neural networks. *Proceedings of the National Academy of Sciences* 114(13), 3521–3526.
- Law, A. M. and D. M. Kelton (1999). *Simulation Modeling and Analysis* (3rd ed.). McGraw-Hill Higher Education.
- Li, Y., D. Choi, J. Chung, N. Kushman, J. Schrittwieser, R. Leblond, T. Eccles, J. Keeling, F. Gimeno, A. Dal Lago, T. Hubert, P. Choy, C. de Masson d’Autume, I. Babuschkin, X. Chen, P.-S. Huang, J. Welbl, S. Gowal, A. Cherepanov, J. Molloy, D. J. Mankowitz, E. S. Robson, P. Kohli, N. de Freitas, K. Kavukcuoglu, and O. Vinyals (2022). Competition-level code generation with AlphaCode. *Science* 378(6624), 1092–1097.
- Nelson, B. (2013). *Foundations and Methods of Stochastic Simulation: A First Course*. Springer.
- Rafailov, R., A. Sharma, E. Mitchell, C. D. Manning, S. Ermon, and C. Finn (2023). Direct preference optimization: Your language model is secretly a reward model. *Advances in neural information processing systems* 36, 53728–53741.

- Rema, V. and K. Sikdar (2021). Optimizing patient waiting time in the outpatient department of a multi-specialty indian hospital: The role of technology adoption and queue-based monte carlo simulation. *SN Computational Science* 2(3), 200.
- Ridnik, T., A. Ben-Cohen, O. Basha, and I. Friedman (2024). AlphaCodium: From prompt engineering to flow engineering in large language model code generation. In *Proceedings of the IEEE/CVF Conference on Computer Vision and Pattern Recognition Workshops*, pp. 5604–5613.
- Rozière, B., J. Gehring, et al. (2024). Code Llama: Open foundation models for code.
- Schruben, L. and E. Yucesan (1993). Modeling paradigms for discrete-event simulation. *Operations Research Letters* 13(5), 265–275.
- Tako, A. A. (2011). Model development in discrete-event simulation: Insights from six expert modelers. In *Proceedings of the 2011 Winter Simulation Conference (WSC)*, pp. 3923–3934.
- Tong, W. and T. Zhang (2024). CodeJudge: Evaluating code generation with large language models.
- Zhang, W., Y. Chen, and H. Liu (2025). Large language models for code generation: An empirical study across programming tasks. *Journal of Systems and Software* 212, 112046.
- Zinoviev, D. (2024). Discrete event simulation: It’s easy with SimPy!