

# Certificate for Orthogonal Equivalence of Real Polynomials by Polynomial-Weighted Principal Component Analysis\*

Martin Helmer

Department of Mathematics, Swansea University  
Swansea, SA1 8EN Wales, UK  
martin.helmer@swansea.ac.uk

David Hong

Department of Electrical and Computer Engineering, University of Delaware  
Newark, DE 19716, US  
hong@udel.edu

Hoon Hong

Department of Mathematics, North Carolina State University  
Raleigh, NC 27695, US  
hong@ncsu.edu

January 13, 2026

## Abstract

Suppose that  $f(x) \in \mathbb{R}[x_1, \dots, x_n]$  and  $g(x) \in \mathbb{R}[x_1, \dots, x_n]$  are two real polynomials of degree  $d$  in  $n$  variables. If the polynomials  $f$  and  $g$  are the same up to orthogonal symmetry a natural question is then what element of the orthogonal group induces the orthogonal symmetry; i.e. to find the element  $R \in O(n)$  such that  $f(Rx) = g(x)$ . One may directly solve this problem by constructing a nonlinear system of equations induced by the relation  $f(Rx) = g(x)$  along with the identities of the orthogonal group however this approach becomes quite computationally expensive for larger values of  $n$  and  $d$ . To give an alternative and significantly more scalable solution to this problem, we introduce the concept of *Polynomial-Weighted Principal Component Analysis* (PW-PCA). We in particular show how PW-PCA can be effectively computed and how these techniques can be used to obtain a *certificate of orthogonal equivalence*, that is we find the  $R \in O(n)$  such that  $f(Rx) = g(x)$ .

## 1 Introduction

Understanding the behavior of polynomials under group actions has been a topic of classical interest in algebra. A well developed and wide ranging framework which provides insight into this, and in particular answers if two polynomials lie in the same orbit under a group action, is provided by Invariant Theory and is well described in a variety of books, e.g. [9, 20, 25, 8, 22]. Consider a group  $G$  acting on the vector space  $V$  of polynomials of degree  $d$  in  $n$  variables with coefficients in a field  $k$ . From a computational perspective algorithms exist which allow us to decide if two polynomials  $f, g$  are in the same  $G$ -orbit. Roughly speaking these algorithms compute various properties of the ring of invariants  $k[V]^G$ , see e.g. [8, 26, 19], and may be applied for many different groups  $G$ . While many of the algorithmic approaches focus on the case where  $G$

---

\*Equal contribution by all the authors. The authors are ordered alphabetically.

is a finite group, infinite groups are also considered, for example when  $G$  is a linear algebraic group, see e.g. [8] for a detailed discussion and [11, 10] for a computer implementation. A complete set of invariants is one which generates the ring of invariants  $k[V]^G$ . In the context of testing if two polynomials lay in the same  $G$ -orbit the variables in the ring  $k[V]^G$  represent the coefficients  $c$  of a polynomial  $f$  in  $V$  and a given invariant specified by  $r(c) \in k[V]^G$  must have the same value when evaluated at the explicit coefficients of any two polynomials in  $V$  in the same  $G$ -orbit. Numerous results in Invariant Theory also exist which give closed form formulas for the invariants associated to particular groups. In the case of the orthogonal group this has been studied by several authors, see e.g. [14, 17] and the references therein; the current state of the art for the case of the orthogonal group  $O(n)$  seems to be the recent work [4] which gives a simple closed form expression for the rational invariants of the action of the orthogonal group on the vector space of polynomials of degree  $d$  in  $n$  variables for  $d$  even (with the possibility of extension to the odd case).

Let  $R \bullet f$  denote the action of a group element  $R$  on a polynomial  $f$ . If we have two polynomials  $f$  and  $g$  which are equivalent under a group action a natural follow up question, which is not directly addressed by methods of Invariant Theory, is how do we obtain a *certificate of equivalence*, that is how do we find an element  $R \in G$  such that  $R \bullet f = g$ ? In the present work we focus on a specialized method which provides such a certificate for the case where  $G$  is the orthogonal group  $O(n)$ .

Consider the problem of obtaining a certificate of equivalence for the action of the orthogonal group  $G = O(n)$ . Given fixed polynomials  $f$  and  $g$ , both of degree  $d$ , in  $\mathbb{R}[x_1, \dots, x_n]$  one may consider a matrix  $R$  in  $n^2$  variables  $r_{11}, \dots, r_{nn}$  and, adding in the constraints  $R^T R = I_n$  which define the orthogonal group, may directly compute solutions (if any) to the system in variables  $r_{11}, \dots, r_{nn}$  arising by equating coefficients in the relation  $R \bullet f = f(Rx) = g(x)$ , see Algorithm 28 in Section 5. When  $n = 1$  and for any  $d$  or when  $d = 1$  and for any  $n$  the system of equations can be solved very simply. Similarly, several other special cases for small  $n$  or  $d$  may be solved fairly easily. For example, when  $d = 2$ , there exists simple known solutions in terms of the eigenvectors of the highest degree homogeneous parts (the quadratic form part) of  $f$  and  $g$ . In general, however, solving the resulting non-linear system of equations quickly becomes challenging for large  $n$  and  $d$ .

In this paper we propose a novel solution to this problem of certifying orthogonal equivalence of polynomials which combines ideas from algebra and statistics to yield an effective computational method which is far more scalable than the direct solution approach mentioned above. Inspired by the widely used data analysis technique Principal Component Analysis (PCA), we will introduce a technique which we refer to as *Polynomial-Weighted Principal Component Analysis* (PW-PCA).

PW-PCA will allow us to essentially reduce the problem for arbitrary degree polynomials to that for the quadratic homogeneous polynomials. We then employ this method to develop an algorithm to obtain a certificate of orthogonal equivalence for two polynomials.

Interestingly, the problem of obtaining a certificate of orthogonal equivalence has a natural relation to the so called *orthogonal Procrustes problem*, which has been heavily studied, e.g., in the context of aligning data points. However, there are crucial differences between these problems that obstruct a straightforward extension of well-known techniques for the orthogonal Procrustes problem to our setting; see Remark 5 below. Our proposed method instead exploits intrinsic properties of the geometry of the polynomials.

As mentioned above, our main focus is on obtaining a certificate of orthogonal equivalence under the assumption that  $f$  and  $g$  are already known to be orthogonally equivalent. However, as a byproduct of our approach employing PW-PCA to obtain such a certificate, we can also easily devise an algorithm which could, in principle, be used to test if the polynomials  $f$  and  $g$  are orthogonally equivalent when this is not known apriori. In practice however the obvious implementation on this method requires working in algebraic number fields, hence posing problems for practical efficiency, see Remark 27. Thus we leave it for future work.

## Structure of the paper

The paper is structured as follows. In Section 2, we precisely state the main problem of this paper. In Section 3, we develop a notion of polynomial-weighted form of principal component analysis (PW-PCA) and provide an algorithm for computing it. In Section 4, under a generic assumption, we develop the

mathematical theory and an algorithm to tackle the main problem of this paper by utilizing PW-PCA. In Section 5, we discuss the performance of a preliminary implementation of the algorithm. In Appendix A, we prove the genericity of the assumption from Section 4.

## 2 Problem

We now give an exact statement of our problem. We begin by recalling the definition of the orthogonal group  $O(n)$  as a subgroup of the general linear group,  $GL(n, \mathbb{R})$ , the multiplicative group of  $n \times n$  invertible matrices with real entries. We also define the associated group action of  $O(n)$  on polynomials and the notion of equivalence of polynomials under this action.

**Definition 1** (Orthogonal equivalence).

1. (Group) The  $n$ -dimensional orthogonal group, denoted as  $O(n)$ , is defined by

$$O(n) = \{R \in \mathbb{R}^{n \times n} : R^\top R = I_n\}. \quad (1)$$

2. (Action) The action of  $R \in O(n)$  on  $p \in \mathbb{R}[x_1, \dots, x_n]$ , denoted as  $R \bullet p$ , is defined by

$$(R \bullet p)(x) = p(Rx).$$

3. (Equivalence) We say that  $f, g \in \mathbb{R}[x_1, \dots, x_n]$  are orthogonally equivalent, and write  $f \sim_{O(n)} g$ , if

$$\exists_{R \in O(n)} \quad g = R \bullet f.$$

With this definition in hand we may precisely state the problem of obtaining an element of  $O(n)$  which certifies the equivalence two polynomials.

**Problem 2** (Certificate for orthogonal equivalence). *A solution to the problem of finding a certificate of orthogonal equivalence is to output an element  $R \in O(n)$  given input polynomials  $f$  and  $g$  in  $n$  variables of degree  $d$  as below.*

**Given:**  $f, g \in \mathbb{R}[x_1, \dots, x_n]$  of degree  $d$  such that  $n, d \geq 2$  and  $f \sim_{O(n)} g$ .

**Compute:**  $R \in O(n)$  such that  $g = R \bullet f$ .

We now illustrate the problem with a simple example that we will use as a running example throughout the paper.

**Example 3** (Simple running example). *Consider the two polynomials  $f$  and  $g$  of degree  $d = 3$  in  $\mathbb{R}[x_1, x_2, x_3]$  given below:*

$$\begin{aligned} f &= -27x_1^3 + 27x_2^2x_3 - 9x_3, \\ g &= -12x_1^3 + 12x_1^2x_2 - 12x_1^2x_3 + 6x_1x_2^2 + 36x_1x_2x_3 - 33x_1x_3^2 \\ &\quad + 9x_2^3 - 6x_2^2x_3 + 6x_2x_3^2 - 6x_3^3 + 3x_1 - 6x_2 - 6x_3. \end{aligned}$$

*These polynomials are orthogonally equivalent, i.e.  $f \sim_{O(n)} g$ . A certificate  $R \in O(n)$  verifying this equivalence is given by*

$$R = \begin{bmatrix} \frac{2}{3} & -\frac{1}{3} & \frac{2}{3} \\ \frac{2}{3} & \frac{2}{3} & -\frac{1}{3} \\ -\frac{1}{3} & \frac{2}{3} & \frac{2}{3} \end{bmatrix}.$$

We may easily check that  $R$  is an element of  $O(n)$  and that  $f(Rx) = g(x)$ . Our goal in this paper is to develop an efficient and scalable algorithm, given in Algorithm 25 below, to compute the matrix  $R$  above given input polynomials  $f$  and  $g$ .

**Remark 4.** In the above example (Example 3), the input polynomial coefficients and the output matrix entries lie in the same field, namely  $\mathbb{Q}$ . This is not always true. For instance consider the following input.

$$\begin{aligned} f &= 4x_1^2 - 2x_2^2 \\ g &= x_1^2 - 6x_1x_2 + x_2^2 \end{aligned}$$

Then an output is given by

$$\begin{bmatrix} 1/\sqrt{2} & -1/\sqrt{2} \\ 1/\sqrt{2} & 1/\sqrt{2} \end{bmatrix} = \begin{bmatrix} \cos(\pi/4) & -\sin(\pi/4) \\ \sin(\pi/4) & \cos(\pi/4) \end{bmatrix},$$

which corresponds to the rotation by  $\pi/4$ . Note that the input polynomial coefficients lie in  $\mathbb{Q}$  but the output matrix entries lie in  $\mathbb{Q}(\sqrt{2})$ . In general, the output matrix entries lie in an algebraic extension of the input coefficient field. Thus, any method that strives to solve the main problem (Problem 2) exactly would encounter computations in an algebraic extension field, which severely limits the practicality of the method especially for large  $n$  and  $d$ . Hence, one instead strives to develop methods that satisfy both of the following two requirements: (1) the method can be executed exactly if needed and (2) the method can be safely executed approximately, i.e., the method is numerically stable.

**Remark 5** (Relationship to symmetric tensors and the Procrustes problem). Note that Theorem 2 can also be thought of as a sort of orthogonal Procrustes problem on symmetric tensors. To see this we represent the degree- $d$  polynomials  $f, g \in \mathbb{R}[x_1, \dots, x_n]$  in terms of symmetric coefficient tensors as

$$\begin{aligned} f(x) &= F_0 + \langle F_1, x \rangle + \langle F_2, x \circ x \rangle + \dots + \langle F_d, x^{\odot d} \rangle \\ g(x) &= G_0 + \langle G_1, x \rangle + \langle G_2, x \circ x \rangle + \dots + \langle G_d, x^{\odot d} \rangle, \end{aligned}$$

where the scalars  $F_0, G_0 \in \mathbb{R}$  represent the constant terms for  $f$  and  $g$ , respectively, the vectors  $F_1, G_1 \in \mathbb{R}^n$  represent their linear terms, the symmetric matrices  $F_2, G_2 \in \mathbb{R}^{n \times n}$  represent their quadratic terms, and so on,  $\circ$  denotes the usual tensor outer product, and  $\langle \cdot, \cdot \rangle$  denotes the usual tensor inner product. It then follows by standard tensor algebra manipulations (see, e.g., [1, Chapter 3]) that for any  $R \in \mathbb{R}^{n \times n}$ , we have

$$\begin{aligned} f(Rx) &= F_0 + \langle F_1, Rx \rangle + \langle F_2, (Rx) \circ (Rx) \rangle + \dots + \langle F_d, (Rx)^{\odot d} \rangle \\ &= F_0 + \langle F_1 \times_1 R^\top, x \rangle + \langle F_2 \times_1 R^\top \times_2 R^\top, x \circ x \rangle + \dots + \langle F_d \times_1 R^\top \cdots \times_d R^\top, x^{\odot d} \rangle, \end{aligned}$$

where  $\times_i$  denotes the tensor-times-matrix product along mode  $i$ . Thus, we seek  $R \in O(n)$  for which

$$G_i = F_i \times_1 R^\top \cdots \times_i R^\top, \quad \text{for each } i \in \{1, \dots, d\},$$

which can be formulated as the following least-squares optimization problem

$$\operatorname{argmin}_{R \in O(n)} \sum_{i=1}^d \|F_i \times_1 R^\top \cdots \times_i R^\top - G_i\|_F^2, \quad (2)$$

where  $\|\cdot\|_F$  denotes the usual Frobenius norm for tensors.

This closely resembles the well-studied orthogonal Procrustes problem [24], which seeks to find  $R \in O(n)$  that minimizes  $\|RA - B\|_F^2$  for given matrices  $A$  and  $B$ . However, there are crucial differences. First off, the problem (2) involves symmetric tensors of all orders up to  $d$ , rather than just matrices (i.e., order-2 tensors). Moreover, the orthogonal matrix  $R$  is multiplied along all the modes of  $F_i$ . This means that even for the order-2 term in (2), which seeks to transform the matrix  $F_2 \in \mathbb{R}^{n \times n}$  into the matrix  $G_2 \in \mathbb{R}^{n \times n}$ , the transformation corresponds to  $F_2 \times_1 R^\top \times_2 R^\top = R^\top F_2 R$  rather than  $R^\top F_2$  as in the orthogonal Procrustes problem. Hence, the usual method for solving the orthogonal Procrustes problem via polar factorization of  $BA^\top$  is not straightforward to extend to solve (2). In this paper, we develop a different approach that instead exploits intrinsic properties of the geometry of the polynomials.

### 3 Polynomial-Weighted Principal Component Analysis

Taking inspiration from statistical multivariate analysis, this section develops a polynomial-weighted form of principal component analysis that we will use to tackle the problem of certifying orthogonal equivalence of polynomials stated in the previous section, Problem 2.

#### 3.1 A brief review of Principal Component Analysis

We begin with a brief review of principal component analysis (PCA) [16, 21] to set the stage for our proposed polynomial-weighted principal component analysis; see, e.g., the monograph [18] for a comprehensive survey. Given a collection of  $N$  data points  $x^{(1)}, \dots, x^{(N)} \in \mathbb{R}^n$ , PCA obtains a set of *principal axes* that maximally capture the variability present in the data. Since many datasets have underlying low-dimensional structure, much of the meaningful variability can often be captured with relatively few principal axes. These principal axes are obtained by finding directions along which the variance of the data points is maximized. Precisely put, the first principal axis is obtained by maximizing<sup>1</sup>

$$\text{Var}_u(x^{(1)}, \dots, x^{(N)}) = \frac{1}{N} \sum_{i=1}^N (u^\top x^{(i)})^2, \quad (3)$$

with respect to the unit direction vector  $u \in \mathbb{R}^n$ . The second principal axis is then obtained by maximizing  $\text{Var}_u(x^{(1)}, \dots, x^{(N)})$  with respect to unit direction vectors  $u \in \mathbb{R}^n$  that are orthogonal to the first axis, and so on. This yields an ordered set of orthonormal principal axes  $v_1, \dots, v_n \in \mathbb{R}^n$  as follows:

$$\begin{aligned} v_1 &\in \operatorname{argmax}_{u \in \mathbb{R}^n: \|u\|=1} \text{Var}_u(x^{(1)}, \dots, x^{(N)}), \\ v_2 &\in \operatorname{argmax}_{u \in \mathbb{R}^n: \|u\|=1} \text{Var}_u(x^{(1)}, \dots, x^{(N)}) \quad \text{s.t.} \quad u \perp v_1, \\ &\vdots \\ v_n &\in \operatorname{argmax}_{u \in \mathbb{R}^n: \|u\|=1} \text{Var}_u(x^{(1)}, \dots, x^{(N)}) \quad \text{s.t.} \quad u \perp \{v_1, \dots, v_{n-1}\}. \end{aligned} \quad (4)$$

Notably, the variance  $\text{Var}_u(x^{(1)}, \dots, x^{(N)})$  along the direction  $u \in \mathbb{R}^n$  can be expressed as a quadratic form

$$\text{Var}_u(x^{(1)}, \dots, x^{(N)}) = \frac{1}{N} \sum_{i=1}^N (u^\top x^{(i)}) (x^{(i)\top} u) = u^\top \left( \frac{1}{N} \sum_{i=1}^N x^{(i)} x^{(i)\top} \right) u = u^\top \text{Cov}(x^{(1)}, \dots, x^{(N)}) u,$$

defined by the covariance matrix

$$\text{Cov}(x^{(1)}, \dots, x^{(N)}) = \frac{1}{N} \sum_{i=1}^N x^{(i)} x^{(i)\top} \in \mathbb{R}^{n \times n}. \quad (5)$$

As a result, the solutions to the sequence of optimization problems in (4) are given by the eigenvectors of the covariance matrix, i.e.,  $v_1, \dots, v_n$  are the eigenvectors of  $\text{Cov}(x^{(1)}, \dots, x^{(N)})$  in order of decreasing eigenvalue  $\lambda_1 \geq \dots \geq \lambda_n$ . Consequently, the principal axes are also sometimes equivalently defined as the eigenvectors of the covariance matrix. It should be noted here that the principal axes, like eigenvectors, are only unique when the eigenvalues are distinct (i.e., when  $\lambda_1 > \dots > \lambda_n$ ) and even then are only unique up to sign. Finally, also note that while PCA is often first presented for finite collections of data points, it immediately

---

<sup>1</sup>For simplicity, we assume that the data points have already been centered to have an average of  $(x^{(1)} + \dots + x^{(N)})/N = 0$ ; this can always be straightforwardly accomplished by subtracting the average from all the data points.

generalizes to data distributed according to arbitrary probability measures  $\mu$  by replacing the above finite averages with integrals over the measure. Namely, the above variance and covariance become

$$\text{Var}_u(\mu) = \int (u^\top x)^2 d\mu(x), \quad \text{Cov}(\mu) = \int xx^\top d\mu(x), \quad (6)$$

which are often written concisely as the expectations  $\mathbb{E}[(u^\top x)^2]$  and  $\mathbb{E}[xx^\top]$ , respectively.

### 3.2 Definition of a polynomial-weighted variance and covariance

We now define a polynomial-weighted notion of variance and covariance for polynomials  $f \in \mathbb{R}[x_1, \dots, x_n]$  that will form the basis for the proposed polynomial-weighted PCA. Similar to how (3) and (5) capture the “spread” of data in different directions, the overall idea here is to capture how “large”  $f$  is along any given direction  $u \in \mathbb{R}^n$ . Focusing on homogeneous polynomials  $f$ , we restrict our study as usual to the unit sphere

$$\mathbb{S}^{n-1} = \{x \in \mathbb{R}^n : x_1^2 + \dots + x_n^2 = 1\}, \quad (7)$$

without loss of generality. This leads naturally to the following polynomial-weighted notion of variance.

**Definition 6** (Polynomial-weighted variance of a homogeneous polynomial). *The polynomial-weighted variance of a homogeneous polynomial  $f \in \mathbb{R}[x_1, \dots, x_n]$  along a direction  $u \in \mathbb{R}^n$  is defined as*

$$\text{Var}_u(f) = \int_{\mathbb{S}^{n-1}} f(x)^2 (u^\top x)^2 d\mu(x), \quad (8)$$

where  $\mu$  denotes the spherical measure on  $\mathbb{S}^{n-1}$ .

In words,  $\text{Var}_u(f)$  is the variance along the direction  $u$  for points  $x$  uniformly distributed on the sphere  $\mathbb{S}^{n-1}$ , weighted by their corresponding (squared) polynomial values  $f(x)^2$ . As we show below in Theorem 22, this notion captures the “orientation” of  $f$ . Weighted PCA variants using weighted notions of variance have also been used in statistical contexts, e.g., to account for the relative noise level of different points [15]. Here, the polynomial  $f$  sets the amount of weight given to each point.

As with the variance of data along different directions defined in (3), the polynomial-weighted variance  $\text{Var}_u(f)$  can be expressed as a quadratic form as follows

$$\text{Var}_u(f) = \int_{\mathbb{S}^{n-1}} f(x)^2 (u^\top x)(x^\top u) d\mu(x) = u^\top \left( \int_{\mathbb{S}^{n-1}} f(x)^2 xx^\top d\mu(x) \right) u.$$

This leads to the following polynomial-weighted notion of covariance matrix.

**Definition 7** (Polynomial-weighted covariance of a homogeneous polynomial). *The polynomial-weighted covariance matrix of a homogeneous polynomial  $f \in \mathbb{R}[x_1, \dots, x_n]$  is defined as*

$$\text{Cov}(f) = \int_{\mathbb{S}^{n-1}} f(x)^2 xx^\top d\mu(x) \in \mathbb{R}^{n \times n}, \quad (9)$$

where  $\mu$  denotes the spherical measure on  $\mathbb{S}^{n-1}$ . Under this definition, we have  $\text{Var}_u(f) = u^\top \text{Cov}(f)u$ .

To gain some further intuition for these notions, note that the polynomial-weighted variance and covariance can be written equivalently as

$$\text{Var}_u(f) = \rho_f \cdot \int_{\mathbb{S}^{n-1}} (u^\top x)^2 \left( \frac{f(x)^2}{\rho_f} \right) d\mu(x), \quad \text{Cov}(f) = \rho_f \cdot \int_{\mathbb{S}^{n-1}} xx^\top \left( \frac{f(x)^2}{\rho_f} \right) d\mu(x),$$

where  $\rho_f = \int_{\mathbb{S}^{n-1}} f(x)^2 d\mu(x)$  normalizes  $f(x)^2$  to be a probability density (i.e.,  $f(x)^2/\rho_f$  integrates to one). In this interpretation, the polynomial-weighted variance and covariance can be thought of as the variance and covariance for points distributed on the sphere  $\mathbb{S}^{n-1}$  with probability density given by  $f(x)^2/\rho_f$ .

### 3.3 Main definition: Polynomial-Weighted Principal Component Analysis

We are now ready to describe the proposed polynomial-weighted principal component analysis (PW-PCA). The overall idea is to define principal axes for polynomials analogous to those defined in (4) for data by now maximizing the polynomial-weighted variance (Theorem 6). Since the polynomial-weighted variance is only defined for homogeneous polynomials, we work with the homogenization  $\bar{f} \in \mathbb{R}[x_1, \dots, x_{n+1}]$  defined as

$$\bar{f}(x_1, \dots, x_{n+1}) = x_{n+1}^{\deg(f)} f(x_1/x_{n+1}, \dots, x_n/x_{n+1}). \quad (10)$$

This leads to the following definition for PW-PCA. It is mostly a straightforward analogue of (4), with some small subtleties in properly handling the homogenizing variable  $x_{n+1}$ .

**Definition 8** (Polynomial-Weighted Principal Component Analysis). *For a polynomial  $f \in \mathbb{R}[x_1, \dots, x_n]$ , we call  $v_1, \dots, v_n \in \mathbb{R}^n$  a set of principal axes for  $f$  if*

$$\begin{aligned} v_1 &\in \operatorname{argmax}_{u \in \mathbb{R}^n: \|u\|=1} \operatorname{Var}_{[u,0]}(\bar{f}), \\ v_2 &\in \operatorname{argmax}_{u \in \mathbb{R}^n: \|u\|=1} \operatorname{Var}_{[u,0]}(\bar{f}) \quad \text{s.t.} \quad u \perp v_1, \\ &\vdots \\ v_n &\in \operatorname{argmax}_{u \in \mathbb{R}^n: \|u\|=1} \operatorname{Var}_{[u,0]}(\bar{f}) \quad \text{s.t.} \quad u \perp \{v_1, \dots, v_{n-1}\}. \end{aligned} \quad (11)$$

We call the associated variances  $\lambda_i = \operatorname{Var}_{[v_i,0]}(\bar{f})$  the principal variances, and call the pair  $(\lambda, V)$  a PW-PCA of  $f$ , where  $\lambda = (\lambda_1, \dots, \lambda_n) \in \mathbb{R}^n$  and  $V = (v_1, \dots, v_n) \in \mathbb{R}^{n \times n}$ .

In words, the principal axes  $v_1, \dots, v_n$  provide an orthonormal basis for  $\mathbb{R}^n$  that captures the directions along which the homogenization  $\bar{f}$  is large, and the principal variances  $\lambda_1, \dots, \lambda_n$  provide the corresponding polynomial-weighted variances.

### 3.4 Algorithm for Polynomial-Weighted Principal Component Analysis

We now develop some theory that will lead to an efficient algorithm for computing the Polynomial-Weighted Principal Component Analysis (PW-PCA) introduced in Theorem 8. The first theoretical result reduces the sequence of optimization problems in (11) to eigendecomposition of the leading principal  $n \times n$  submatrix of polynomial-weighted covariance matrix (Theorem 7).

**Proposition 9** (PW-PCA via eigendecomposition). *For any  $f \in \mathbb{R}[x_1, \dots, x_n]$ , the following are equivalent:*

1.  $(\lambda, V)$  is a PW-PCA of  $f$
2.  $V \operatorname{diag}(\lambda) V^\top$  is an orthogonal eigendecomposition of  $\operatorname{Cov}(\bar{f})_{1:n,1:n}$

where the eigendecomposition here sorts the eigenvalues in non-increasing order, i.e.,  $\lambda_1 \geq \dots \geq \lambda_n$ .

This theorem is analogous to the fact that the principal axes for data points are given by eigenvectors of the covariance matrix (as described in Section 3.1), and it can be proven in essentially the same manner. A typical approach is to characterize the solutions to the constrained optimization problems in (11) via Lagrange multipliers, e.g., as in [18, Section 1.1]. Here we provide an alternative elementary proof that uses another common approach (writing the covariance in terms of its eigenvalues and eigenvectors), which can sometimes be more enlightening.

*Proof of Theorem 9.* Using the relationship described in Theorem 7 between the polynomial-weighted variance and covariance, we first have that

$$\operatorname{Var}_{[u,0]}(\bar{f}) = [u, 0]^\top \operatorname{Cov}(\bar{f}) [u, 0] = \begin{bmatrix} u \\ 0 \end{bmatrix}^\top \begin{bmatrix} \operatorname{Cov}(\bar{f})_{1:n,1:n} & \operatorname{Cov}(\bar{f})_{1:n,n+1} \\ \operatorname{Cov}(\bar{f})_{n+1,1:n} & \operatorname{Cov}(\bar{f})_{n+1,n+1} \end{bmatrix} \begin{bmatrix} u \\ 0 \end{bmatrix} = u^\top \operatorname{Cov}(\bar{f})_{1:n,1:n} u.$$

Since  $\text{Var}_{[u,0]}(\bar{f}) \geq 0$  for any  $u \in \mathbb{R}^n$ , it follows that  $\text{Cov}(\bar{f})_{1:n,1:n}$  is positive semidefinite and its eigenvalues are all nonnegative. We now prove each direction one at a time:

- (2)  $\implies$  (1).

Suppose  $V \text{diag}(\lambda) V^\top$  is an orthogonal eigendecomposition of  $\text{Cov}(\bar{f})_{1:n,1:n}$ , i.e.,  $\lambda_1 \geq \dots \geq \lambda_n \geq 0$  are its eigenvalues with corresponding orthonormal eigenvectors  $v_1, \dots, v_n$  given by the columns of  $V$ . Substituting then yields

$$\text{Var}_{[u,0]}(\bar{f}) = u^\top \text{Cov}(\bar{f})_{1:n,1:n} u = u^\top V \text{diag}(\lambda) V^\top u = \lambda_1 (v_1^\top u)^2 + \dots + \lambda_n (v_n^\top u)^2.$$

Thus, for any  $u$  with  $\|u\| = 1$ , we have the upper bound

$$\text{Var}_{[u,0]}(\bar{f}) \leq \lambda_1 (v_1^\top u)^2 + \dots + \lambda_1 (v_n^\top u)^2 = \lambda_1 \|V^\top u\|^2 = \lambda_1 \|u\|^2 = \lambda_1,$$

which is achieved by  $v_1$  since  $\text{Var}_{[v_1,0]}(\bar{f}) = \lambda_1 (v_1^\top v_1)^2 + \dots + \lambda_n (v_n^\top v_1)^2 = \lambda_1$ , and so

$$v_1 \in \underset{u \in \mathbb{R}^n: \|u\|=1}{\text{argmax}} \text{Var}_{[u,0]}(\bar{f}).$$

Similarly, for any  $u$  with  $\|u\| = 1$  such that  $u \perp v_1$ , we have the upper bound

$$\text{Var}_{[u,0]}(\bar{f}) = \lambda_2 (v_2^\top u)^2 + \dots + \lambda_n (v_n^\top u)^2 \leq \lambda_2 (v_2^\top u)^2 + \dots + \lambda_2 (v_n^\top u)^2 = \lambda_2 \|V^\top u\|^2 = \lambda_2 \|u\|^2 = \lambda_2,$$

which is achieved by  $v_2$  since  $\text{Var}_{[v_2,0]}(\bar{f}) = \lambda_1 (v_1^\top v_2)^2 + \dots + \lambda_n (v_n^\top v_2)^2 = \lambda_2$ , and so

$$v_2 \in \underset{u \in \mathbb{R}^n: \|u\|=1}{\text{argmax}} \text{Var}_{[u,0]}(\bar{f}) \quad \text{s.t.} \quad u \perp v_1.$$

It follows in a similar fashion that  $v_3, \dots, v_n$  solve the associated optimization problems in (11), and hence  $v_1, \dots, v_n$  form a set of principal axes for  $f$  with associated principal variances given by  $\lambda_1, \dots, \lambda_n$ . This completes the proof of this direction.

- (1)  $\implies$  (2).

Suppose  $(\lambda, V)$  is a PW-PCA of  $f$ , i.e., the columns  $v_1, \dots, v_n$  of  $V$  are a set of principal axes for  $f$  with associated principal variances  $\lambda_1 \geq \dots \geq \lambda_n \geq 0$ . Next, recall that  $\text{Cov}(\bar{f})_{1:n,1:n}$  is a symmetric matrix, so it always has an orthogonal eigendecomposition  $\tilde{V} \text{diag}(\tilde{\lambda}) \tilde{V}^\top$ . Then by the same arguments as above, for any  $u$  with  $\|u\| = 1$ , we have the upper bound

$$\text{Var}_{[u,0]}(\bar{f}) = u^\top \text{Cov}(\bar{f})_{1:n,1:n} u = u^\top \tilde{V} \text{diag}(\tilde{\lambda}) \tilde{V}^\top u = \tilde{\lambda}_1 (\tilde{v}_1^\top u)^2 + \dots + \tilde{\lambda}_n (\tilde{v}_n^\top u)^2 \leq \tilde{\lambda}_1,$$

which is achieved by  $\tilde{v}_1$ . Note now that this upper-bound is also achieved by any unit vector in the eigenspace associated with  $\tilde{\lambda}_1$  (i.e., the span of the eigenvectors with equal eigenvalue), and is moreover not achieved by any other unit vector. Thus, we have that

$$\text{span}(\tilde{v}_i : \tilde{\lambda}_i = \tilde{\lambda}_1) \cap \mathbb{S}^{n-1} = \underset{u \in \mathbb{R}^n: \|u\|=1}{\text{argmax}} \text{Var}_{[u,0]}(\bar{f}),$$

and so it follows that  $v_1 \in \text{span}(\tilde{v}_i : \tilde{\lambda}_i = \tilde{\lambda}_1)$  and  $\lambda_1 = \tilde{\lambda}_1$ . Hence,  $v_1$  is an eigenvector of  $\text{Cov}(\bar{f})_{1:n,1:n}$  with corresponding eigenvalue  $\lambda_1$ .

By similar arguments, it follows that  $v_2, \dots, v_n$  are all eigenvectors of  $\text{Cov}(\bar{f})_{1:n,1:n}$  with corresponding eigenvalues  $\lambda_2 \geq \dots \geq \lambda_n$ . In other words,  $\text{Cov}(\bar{f})_{1:n,1:n} v_i = \lambda_i v_i$  for each  $i \in \{1, \dots, n\}$ , which can be written concisely in matrix form as

$$\text{Cov}(\bar{f})_{1:n,1:n} V = [\text{Cov}(\bar{f})_{1:n,1:n} v_1, \dots, \text{Cov}(\bar{f})_{1:n,1:n} v_n] = [\lambda_1 v_1, \dots, \lambda_n v_n] = V \text{diag}(\lambda).$$

Now, recall that by construction  $v_1, \dots, v_n$  are orthonormal so  $V$  is an orthogonal matrix and hence

$$V \text{diag}(\lambda) V^\top = \text{Cov}(\bar{f})_{1:n,1:n} V V^\top = \text{Cov}(\bar{f})_{1:n,1:n},$$

i.e.,  $V \text{diag}(\lambda) V^\top$  is an orthogonal eigendecomposition of  $\text{Cov}(\bar{f})_{1:n,1:n}$ . This completes the proof of this direction.



□

It now remains to have an efficient way of computing the polynomial-weighted covariance matrix. Notably, its definition involves multivariate surface integrations which are not straightforward to implement directly. Here, we provide an explicit algebraic expression that can be implemented easily and efficiently. For this, we first recall and introduce some standard notations.

**Notation 10.** *We use the following notations:*

- $\Gamma$  denotes the gamma function.
- $!!$  denotes the double factorial.
- $e_i$  denotes the  $i$ -th standard basis vector in  $\mathbb{R}^n$ .
- $\eta(s) = \begin{cases} s, & \text{if } s \text{ is odd,} \\ s-1, & \text{if } s \text{ is even,} \end{cases}$  “rounds”  $s$  down to the nearest odd number.

We now state the algebraic expression for the polynomial-weighted covariance that we will use to obtain an efficient algorithm for computing PW-PCA’s. It shows that each term of the polynomial only contributes to a few entries of the polynomial-weighted covariance.

**Theorem 11** (Expression for the polynomial-weighted covariance). *Let  $f \in \mathbb{R}[x_1, \dots, x_n]$  be a homogeneous polynomial of degree  $d$ . Let  $a \cdot x^\mu$  denote each term in  $f^2$ , that is,  $f^2 = \sum a \cdot x^\mu$ . Then we have*

$$\text{Cov}(f) = \frac{\pi^{n/2}}{2^d \Gamma(n/2 + d + 1)} \cdot \sum a \cdot \Psi(x^\mu) \quad (12)$$

where  $\Psi(x^\mu) \in \mathbb{N}_{\geq 0}^{n \times n}$  is given by

$$\Psi(x^\mu) = \left( \prod_{k=1}^n \eta(\mu_k)!! \right) \begin{cases} \text{diag}(\mu) + I_n, & \text{if } \mu \text{ has no odd entries,} \\ e_u e_v^\top + e_v e_u^\top, & \text{if } \mu \text{ has two odd entries at indices } u \text{ and } v, \\ 0_{n \times n}, & \text{otherwise.} \end{cases} \quad (13)$$

The proof of Theorem 11 combines standard formulas [13] for integrating monomials over the sphere (i.e., for computing statistical moments for the uniform distribution on the sphere) with a careful analysis of the monomial exponents that appear in the polynomial-weighted covariance. In particular, our analysis uncovers and exploits sparsity in the contribution of each polynomial term to the polynomial-weighted covariance.

*Proof of Theorem 11.* Applying (9) in Definition 7 and factoring yields

$$\text{Cov}(f) = \int_{\mathbb{S}^{n-1}} \left( \sum a \cdot x^\mu \right) x x^\top d\mu(x) = \sum a \cdot \int_{\mathbb{S}^{n-1}} x^\mu x x^\top d\mu(x) = \sum a \cdot \text{Cov}(x^\mu). \quad (14)$$

Hence, the problem reduces to computing covariance matrices for monomials  $x^\mu$  of degree  $2d$ . That is, we need to compute  $\text{Cov}(x^\mu)$ , whose entries are given by

$$\text{Cov}(x^\mu)_{ij} = \left( \int_{\mathbb{S}^{n-1}} x^\mu x x^\top d\mu(x) \right)_{ij} = \int_{\mathbb{S}^{n-1}} x^\mu x_i x_j d\mu(x) = \int_{\mathbb{S}^{n-1}} x^{\mu+e_i+e_j} d\mu(x).$$

Formulas for integrating these monomials over the unit sphere are provided in [13]. Specifically, applying the main theorem in [13], we obtain the following two cases

$$\begin{aligned} \text{if } \mu + e_i + e_j \text{ has no odd entries : } & \text{Cov}(x^\mu)_{ij} = 2 \frac{\prod_{k=1}^n \Gamma(1/2 + (\mu + e_i + e_j)_k/2)}{\Gamma(\sum_{k=1}^n (1/2 + (\mu + e_i + e_j)_k/2))}, \\ \text{otherwise : } & \text{Cov}(x^\mu)_{ij} = 0. \end{aligned} \quad (15)$$

Since the sum of the entries of  $\mu + e_i + e_j$  is always  $2d + 2$ , the denominator in the first case simplifies to

$$\Gamma\left(\sum_{k=1}^n (1/2 + (\mu + e_i + e_j)_k/2)\right) = \Gamma(n/2 + (2d + 2)/2) = \Gamma(n/2 + d + 1). \quad (16)$$

Moreover, all the entries of  $(\mu + e_i + e_j)/2$  are integers for this “only even entries” case, so the numerator can also be rewritten as

$$\begin{aligned} \prod_{k=1}^n \Gamma(1/2 + (\mu + e_i + e_j)_k/2) &= \prod_{k=1}^n \left( \frac{(2(\mu + e_i + e_j)_k/2 - 1)!!}{2^{(\mu + e_i + e_j)_k/2}} \sqrt{\pi} \right) \\ &= \pi^{n/2} \frac{\prod_{k=1}^n (2(\mu + e_i + e_j)_k/2 - 1)!!}{2^{\sum_{k=1}^n (\mu + e_i + e_j)_k/2}} = \frac{\pi^{n/2}}{2^{d+1}} \prod_{k=1}^n ((\mu + e_i + e_j)_k - 1)!!. \end{aligned} \quad (17)$$

Substituting (16) and (17) back into (15) and factoring yields

$$\text{Cov}(x^\mu) = \frac{\pi^{n/2}}{2^d \Gamma(n/2 + d + 1)} \cdot \Psi(x^\mu), \quad (18)$$

where the entries of  $\Psi(x^\mu) \in \mathbb{N}_{\geq 0}^{n \times n}$  are defined as

$$\Psi(x^\mu)_{ij} = \begin{cases} \prod_{k=1}^n ((\mu + e_i + e_j)_k - 1)!!, & \text{if } \mu + e_i + e_j \text{ has no odd entries,} \\ 0, & \text{otherwise.} \end{cases} \quad (19)$$

Note now that there are only two scenarios in which  $\mu + e_i + e_j$  ends up having no odd entries:

1.  $\mu$  has no odd entries. In this scenario,  $\mu + e_i + e_j$  has no odd entries when  $i = j$ , so  $\Psi(x^\mu)$  is a diagonal matrix with entries

$$\Psi(x^\mu)_{ii} = \prod_{k=1}^n ((\mu + e_i + e_i)_k - 1)!! = \underbrace{((\mu_i + 2) - 1)!!}_{(\mu_i + 1)(\mu_i - 1)!!} \prod_{k \neq i} (\mu_k - 1)!! = (\mu_i + 1) \prod_{k=1}^n (\mu_k - 1)!!.$$

Thus, we have for this case that

$$\Psi(x^\mu) = \left( \prod_{k=1}^n (\mu_k - 1)!! \right) \cdot (\text{diag}(\mu) + I_n) = \left( \prod_{k=1}^n \eta(\mu_k)!! \right) \cdot (\text{diag}(\mu) + I_n). \quad (20)$$

2.  $\mu$  has two odd entries at indices  $u$  and  $v$ . In this scenario,  $\mu + e_i + e_j$  has no odd entries when  $(i, j) = (u, v)$  or  $(i, j) = (v, u)$ , so  $\Psi(x^\mu)$  has only the following two nonzero entries

$$\Psi(x^\mu)_{uv} = \Psi(x^\mu)_{vu} = \prod_{k=1}^n ((\mu + e_u + e_v)_k - 1)!! = ((\mu_u + 1) - 1)!! ((\mu_v + 1) - 1)!! \prod_{k \neq u, v} (\mu_k - 1)!!.$$

Thus, we have for this case that

$$\Psi(x^\mu) = ((\mu_u + 1) - 1)!! ((\mu_v + 1) - 1)!! \prod_{k \neq u, v} (\mu_k - 1)!! \cdot (e_u e_v^\top + e_v e_u^\top) = \left( \prod_{k=1}^n \eta(\mu_k)!! \right) \cdot (e_u e_v^\top + e_v e_u^\top). \quad (21)$$

For other scenarios,  $\mu + e_i + e_j$  always has at least one odd entry which gives us that  $\Psi(x^\mu) = 0_{n \times n}$  in these cases. The proof concludes by combining the equations (14), (18), (19), (20), and (21) and factoring.  $\square$

We now have a path to efficient computation of PW-PCA's. In particular, it follows from Theorem 9 that we need only compute an orthogonal eigendecomposition for the leading principal  $n \times n$  submatrix of the polynomial-weighted covariance matrix, which can be computed efficiently via the expression in Theorem 11. This leads to the following algorithm.

**Algorithm 12** (PW-PCA).

**Input:**  $f \in \mathbb{R}[x_1, \dots, x_n]$

**Output:**  $(\lambda, V)$ , a PW-PCA of  $f$

1.  $\bar{f} \leftarrow x_{n+1}^{\deg f} f(x_1/x_{n+1}, \dots, x_n/x_{n+1})$ , the homogenization of  $f$
2.  $\bar{C} \leftarrow \text{Cov}(\bar{f})$ , by applying Theorem 11 to  $\bar{f}$
3.  $C \leftarrow \bar{C}_{1:n, 1:n}$
4.  $\lambda \leftarrow$  the list of  $n$  eigenvalues of  $C$  in non-increasing order
5.  $V \leftarrow$  the matrix whose columns are the corresponding eigenvectors of  $C$

We illustrate the above algorithm on the running example. We executed the algorithm both exactly (exact arithmetic) and approximately (double precision floating point arithmetic); in the approximate case we show only 3 decimal digits.

**Example 13** (Running example continued). *Let  $f = -27x_1^3 + 27x_2^2x_3 - 9x_3$  be the input to the PW-PCA algorithm (Algorithm 12). Below we carry out the steps of the algorithm.*

1.  $\bar{f} \leftarrow -27x_1^3 + 27x_2^2x_3 - 9x_3x_4^2$ .
2.  $\bar{C} \leftarrow \frac{\pi^2}{2^{3.5}!} \begin{bmatrix} 78489 & 0 & -2916 & 0 \\ 0 & 20655 & 0 & 0 \\ -2916 & 0 & 16767 & 0 \\ 0 & 0 & 0 & 12879 \end{bmatrix}$   
 $\approx \begin{bmatrix} 806.933 & 0.000 & -29.979 & 0.000 \\ 0.000 & 212.351 & 0.000 & 0.000 \\ -29.979 & 0.000 & 172.379 & 0.000 \\ 0.000 & 0.000 & 0.000 & 132.407 \end{bmatrix}$
3.  $C \leftarrow \frac{\pi^2}{2^{3.5}!} \begin{bmatrix} 78489 & 0 & -2916 \\ 0 & 20655 & 0 \\ -2916 & 0 & 16767 \end{bmatrix}$   
 $\approx \begin{bmatrix} 806.933 & 0.000 & -29.979 \\ 0.000 & 212.351 & 0.000 \\ -29.979 & 0.000 & 172.379 \end{bmatrix}$
4.  $\lambda \leftarrow \frac{\pi^2}{2^{3.5}!} \begin{bmatrix} 47628 + 243\sqrt{16273} & 20655 & 47628 - 243\sqrt{16273} \end{bmatrix}$   
 $\approx [808.346, 212.351, 170.966]$
5.  $V \leftarrow \begin{bmatrix} \frac{\sqrt{32546-254\sqrt{16273}}}{24} + \frac{127\sqrt{32546-254\sqrt{16273}}\sqrt{16273}}{390552} & 0 & \frac{\sqrt{32546+254\sqrt{16273}}}{24} - \frac{127\sqrt{32546+254\sqrt{16273}}\sqrt{16273}}{390552} \\ 0 & 1 & 0 \\ -\frac{\sqrt{32546-254\sqrt{16273}}\sqrt{16273}}{32546} & 0 & \frac{\sqrt{32546+254\sqrt{16273}}\sqrt{16273}}{32546} \end{bmatrix}$   
 $\approx \begin{bmatrix} 0.999 & 0.000 & 0.047 \\ 0.000 & -1.000 & 0.000 \\ -0.047 & 0.000 & 0.999 \end{bmatrix}$

The output of Algorithm 12 is then  $(\lambda, V)$ , which is the PW-PCA given in approximate form by

$$(\lambda, V) \approx \left( [808.346, 212.351, 170.966], \begin{bmatrix} 0.999 & 0.000 & 0.047 \\ 0.000 & -1.000 & 0.000 \\ -0.047 & 0.000 & 0.999 \end{bmatrix} \right).$$

Note that to represent the exact version of  $(\lambda, V)$  on a computer for algorithmic purposes we are required to work in some algebraic field extension of the rationals.

## 4 Certificate of Orthogonal Equivalence via PW-PCA

In this section, we will develop the required mathematical theory, along with a resulting algorithm, to tackle the main problem of this paper (Problem 2). To accomplish this we will investigate the connection between orthogonal equivalence and polynomial-weighted principal component analysis (PW-PCA) introduced in the previous section. The key results are contained in Theorem 17. We will first state the key results precisely and then we will provide a detailed proof via several lemmas. Finally, we will recast the key results into an algorithm.

As is commonly done in the theory of PCA, the key results will be stated for polynomials whose principal axes are uniquely determined up to sign (see Definition 16), or equivalently, will be stated for polynomials whose principal variances are distinct. As expected almost all polynomials have principal variances which are distinct; in other words a generic polynomial has distinct principal variances. Throughout this paper we will assume all polynomials satisfy this condition, stated precisely in Assumption 14 below.

**Assumption 14** (Global assumption: distinct principal variances). *From now on, we assume that every polynomial satisfies the following condition: its principal variances  $\lambda_1, \dots, \lambda_n$  are distinct, i.e.,  $\lambda_1 > \dots > \lambda_n$ .*

As observed above the property of having distinct principal variances is true for a Zariski dense set of polynomials, that is a generic polynomial will have this property. This is stated precisely in Proposition 15 below.

**Proposition 15** (Genericity of distinct principal variances). *Let  $n \geq 2$  and  $d \geq 2$ . Assumption 14 is generic in the sense that it holds for almost all  $f \in \mathbb{R}[x_1, \dots, x_n]$  of degree at most  $d$ .*

*Proof.* The proof is conceptually straightforward and is based on a standard arguments which will show that the set of polynomials which do not have distinct principal variances is closed in the Zariski topology. However, since the proof involves several long and tedious algebraic manipulations which do not add significant theoretical insight, we opt to defer the proof to Appendix A.  $\square$

In order to deal with the intrinsic sign ambiguity precisely and systematically we introduce a finite group, which we will refer to as the “signflip” group, and similar to orthogonal group (see Definition 1) we give notations for the associated action and equivalence.

**Definition 16** (Signflip group, action and equivalence).

1. (Group) The  $n$ -dimensional signflip group, denoted as  $\pm(n)$ , is defined by

$$\pm(n) = \{-1, 1\}^n. \tag{22}$$

2. (Action) The action of  $\sigma \in \pm(n)$  on  $p \in \mathbb{R}[x_1, \dots, x_n]$ , denoted as  $\sigma \bullet p$ , is defined by

$$(\sigma \bullet p)(x) = p(\text{diag}(\sigma)x).$$

3. (Equivalence) We say that  $f, g \in \mathbb{R}[x_1, \dots, x_n]$  are signflip equivalent, and write  $f \sim_{\pm(n)} g$ , if

$$\exists_{\sigma \in \pm(n)} g = \sigma \bullet f.$$

Now we are ready to state the *key* theoretical result of this section.

**Theorem 17** (Key result: orthogonal equivalence via PW-PCA). *Suppose  $f, g \in \mathbb{R}[x_1, \dots, x_n]$  both satisfy the generic Theorem 14, and let  $(\lambda_f, V_f)$  and  $(\lambda_g, V_g)$  be PW-PCA's for  $f$  and  $g$ , respectively. Then we have*

$$\begin{aligned} \text{C1: } f \sim_{O(n)} g &\implies \lambda_f = \lambda_g, \\ \text{C2: } f \sim_{O(n)} g &\iff \hat{f} \sim_{\pm(n)} \hat{g}, \\ &\text{where } \hat{f} = V_f \bullet f \text{ and } \hat{g} = V_g \bullet g. \end{aligned}$$

Moreover we also have

$$\text{C3: } \sigma \bullet \hat{f} = \hat{g} \implies R \bullet f = g \quad \text{where } R = V_f \text{diag}(\sigma) V_g^\top.$$

Before proceeding to the proof of Theorem 17 we collect several important observations in Remark 18 below.

**Remark 18.**

**C1:** *This claim provides a partial check on orthogonal equivalence between  $f$  and  $g$ . Taking the contrapositive, it says that if  $\lambda_f \neq \lambda_g$  then  $f$  and  $g$  are not orthogonally equivalent.*

*Since  $\lambda$ 's lie in a real algebraic extension of the coefficient field of  $f$  and  $g$ , the check involves comparing real algebraic numbers. As usual one can avoid working with real algebraic numbers by instead comparing the coefficients of the characteristic polynomials of the underlying covariant matrices.*

**C2:** *This claim provides a complete check on orthogonal equivalence between  $f$  and  $g$ . If one tries to check  $f \sim_{O(n)} g$  using only the definition, then it would require searching for  $R$  in the infinite set  $O(n)$  such that  $R \bullet f = g$ . Of course, it is algorithmically impossible. This claim tells us that we can check instead  $\hat{f} \sim_{\pm(n)} \hat{g}$ , which would require searching for  $\sigma$  in the finite set  $\pm(n)$  such that  $\sigma \bullet \hat{f} = \hat{g}$ . Of course, it is algorithmically possible. Thus this claim can be viewed as reducing the infinite search space  $O(n)$  to the finite search space  $\pm(n)$ .*

*This claim can be also viewed as stating the following: for every  $h \in \mathbb{R}[x_1, \dots, x_n]$ , the polynomial  $\hat{h}$  is the canonical form of the orbit of  $h$  upto sign and that  $V_h$  is the canonical simplifier, that is, an element of  $O(n)$  that acts on  $h$  to transform it to its canonical form  $\hat{h}$ .*

**C3:** *This claim shows a simple way to find an  $R \in O(n)$  such that  $R \bullet f = g$  when  $\hat{f} \sim_{\pm(n)} \hat{g}$ : Find  $\sigma$  such that  $\sigma \bullet \hat{f} = \hat{g}$ . Then we have  $R = V_f \text{diag}(\sigma) V_g^\top$ .*

The remainder of this section will be dedicated to the proof of the key theorem (Theorem 17). The proof of this theorem is split into several smaller lemmas, namely Lemmas 19, 20, 22, 23, and 24, which readers may also find meaningful on their own. Before proving the lemmas, we will provide a bird's eye view of how the lemmas are used, showing their top-down dependencies.

- The proof of Theorem 17 uses Lemma 19 and Lemma 24.
- The proof of Lemma 24 uses Lemma 23.
- The proof of Lemma 23 uses Lemma 20 and Lemma 22.

Now let us begin with Lemma 19. It states that, for almost all  $f$ , its principal variances are unique and its principal axes are unique up to signflipping.

**Lemma 19** (Uniqueness of PW-PCA up to signflips). *Suppose  $f \in \mathbb{R}[x_1, \dots, x_n]$  satisfies the generic Theorem 14. If  $(\lambda_1, V_1)$  and  $(\lambda_2, V_2)$  are two PW-PCA's of  $f$ , then*

$$\lambda_1 = \lambda_2 \quad \text{and} \quad \exists_{\sigma \in \pm(n)} \quad V_2 = V_1 \text{diag } \sigma.$$

*Proof of Theorem 19.* From the definition of PW-PCA, it is immediate that  $\lambda_1 = \lambda_2$ . Since  $f$  satisfies the generic assumption, the eigenvalues of  $C_f$  are distinct. Thus for each eigenvalue, the corresponding eigenspace has dimension one. Hence the eigenvector is unique up to sign. Thus, there exist some sign-flips  $\sigma \in \{-1, 1\}^n$  so that  $V_2 = V_1 \text{diag } \sigma$ .  $\square$

The following four lemmas address a natural question: How do the following objects behave under the orthogonal group action?

- Homogenization (Lemma 20)
- PW-covariance of homogeneous polynomials (Lemma 22)
- PW-covariance of homogenized polynomials (Lemma 23)
- PW-PCA (Lemma 24)

The lemmas answer that each of them behaves *equivariantly* under the orthogonal group action.

**Lemma 20** (Orthogonal equivariance of homogenization). *Let  $f \in \mathbb{R}[x_1, \dots, x_n]$  and  $R \in O(n)$ . Then we have*

$$\overline{R \bullet f} = \overline{R} \bullet \overline{f} \quad \text{where} \quad \overline{R} = \begin{bmatrix} R & \\ & 1 \end{bmatrix} \in O(n+1).$$

*Proof.* Let  $d = \deg f$ . Then  $d = \deg g$ . Note

$$\begin{aligned} (\overline{R \bullet f})(\bar{x}) &= (\overline{R \bullet f})(x, x_{n+1}) && \text{where } \bar{x} = (x, x_{n+1}) \\ &= (R \bullet f)(x/x_{n+1})x_{n+1}^d && \text{from the definition of homogenization (10)} \\ &= f(R(x/x_{n+1}))x_{n+1}^d && \text{since } g = R \bullet f \\ &= f((Rx)/x_{n+1})x_{n+1}^d && \text{since } R(x/x_{n+1}) = (Rx)/x_{n+1} \\ &= \overline{f}(Rx, x_{n+1}) && \text{from the definition of homogenization (10)} \\ &= \overline{f}(\overline{R}\bar{x}) && \text{from the definition of } \overline{R} \\ &= \overline{R} \bullet \overline{f}(\bar{x}) && \text{since } \overline{R} \in O(n+1). \end{aligned}$$

Note that the above equality holds for every  $\bar{x}$ . Thus we have

$$\overline{R \bullet f} = \overline{R} \bullet \overline{f}.$$

We have proved the lemma.  $\square$

We now define the action of an element  $R$  of  $O(n)$  on a symmetric matrix.

**Definition 21** (Orthogonal action on a symmetric matrix). *The action of  $R \in O(n)$  on a symmetric  $M \in \mathbb{R}^{n \times n}$ , denoted as  $R \bullet M$ , is defined by*

$$R \bullet M = R^\top M R.$$

*This is the standard definition when  $M$  is viewed as a representation of a quadratic form.*

We will employ the definition above in the statement and proof of the Lemma below. Recall that for a homogeneous polynomial  $f$  the polynomial weighted covariance,  $\text{Cov}(f)$ , is a real symmetric matrix.

**Lemma 22** (Orthogonal equivariance of PW-covariance of homogeneous polynomials). *Let  $f \in \mathbb{R}[x_1, \dots, x_n]$  be a homogeneous polynomial and let  $R \in O(n)$ . Then we have*

$$\text{Cov}(R \bullet f) = R \bullet \text{Cov}(f).$$

*Proof of Theorem 22.* Note

$$\begin{aligned}
\text{Cov}(R \bullet f) &= \int_{\mathbb{S}^{n-1}} f(Rx)^2 xx^\top d\mu(x) && \text{from Definition 7} \\
&= \int_{\mathbb{S}^{n-1}} f(Rx)^2 (R^\top R)xx^\top (R^\top R) d\mu(x) && \text{since } R^\top R = I \\
&= \int_{\mathbb{S}^{n-1}} f(Rx)^2 R^\top (Rx)(Rx)^\top R d\mu(x) && \text{by re-associating} \\
&= R^\top \left( \int_{\mathbb{S}^{n-1}} f(Rx)^2 (Rx)(Rx)^\top d\mu(x) \right) R && \text{since } R \text{ does not depend on } x \\
&= R^\top \left( \int_{R\mathbb{S}^{n-1}} f(y)^2 yy^\top d\mu(R^\top y) \right) R && \text{by the change of variable } y = Rx \\
&= R^\top \left( \int_{\mathbb{S}^{n-1}} f(y)^2 yy^\top d\mu(y) \right) R && \text{since } d\mu(R^\top y) = d\mu(y) \\
&= R^\top \text{Cov}(f)R. && \text{from Definition 7} \\
&= R \bullet \text{Cov}(f) && \text{from Definition 21.}
\end{aligned}$$

We have proved the lemma. □

The next lemma is analogous to Lemma 22 above except for the case where we start with a non-homogenous polynomial and homogenize.

**Lemma 23** (Orthogonal equivariance of PW-covariance of homogenized polynomials). *Let  $f \in \mathbb{R}[x_1, \dots, x_n]$  and  $R \in O(n)$ . Then we have*

$$\text{Cov}(\overline{R \bullet f})_{1:n,1:n} = R \bullet \text{Cov}(\bar{f})_{1:n,1:n}$$

*Proof.* Note

$$\begin{aligned}
\text{Cov}(\overline{R \bullet f}) &= \text{Cov}(\bar{R} \bullet \bar{f}) && \text{from Lemma 20} \\
&= \bar{R}^\top \text{Cov}(\bar{f}) \bar{R} && \text{from Lemma 22} \\
&= \begin{bmatrix} R & \\ & 1 \end{bmatrix}^\top \begin{bmatrix} \text{Cov}(\bar{f})_{1:n,1:n} & \text{Cov}(\bar{f})_{1:n,n+1} \\ \text{Cov}(\bar{f})_{n+1,1:n} & \text{Cov}(\bar{f})_{n+1,n+1} \end{bmatrix} \begin{bmatrix} R & \\ & 1 \end{bmatrix} && \text{by showing the parts} \\
&= \begin{bmatrix} R^\top \text{Cov}(\bar{f})_{1:n,1:n} R & R^\top \text{Cov}(\bar{f})_{1:n,n+1} \\ \text{Cov}(\bar{f})_{n+1,1:n} R & \text{Cov}(\bar{f})_{n+1,n+1} \end{bmatrix} && \text{by multiplying.}
\end{aligned}$$

By equating the top-right parts, we have

$$\text{Cov}(\overline{R \bullet f})_{1:n,1:n} = R^\top \text{Cov}(\bar{f})_{1:n,1:n} R = R \bullet \text{Cov}(\bar{f})_{1:n,1:n}.$$

We have proved the lemma. □

We now prove the final lemma which will establish the orthogonal equivariance of PW-PCA needed to obtain a proof for Theorem 17.

**Lemma 24** (Orthogonal equivariance of PW-PCA). *Let  $f \in \mathbb{R}[x_1, \dots, x_n]$  and  $R \in O(n)$ . Then the followings are equivalent.*

1.  $(\lambda, V)$  is a PW-PCA of  $f$ .
2.  $(\lambda, R^\top V)$  is a PW-PCA of  $R \bullet f$ .

*Proof.* Suppose that  $(\lambda, V)$  is a PW-PCA of  $f$ . Then the following are equivalent:

$$\begin{aligned}
& (\lambda, V) \text{ is a PW-PCA of } f \\
\iff & V \operatorname{diag}(\lambda) V^\top = \operatorname{Cov}(\bar{f})_{1:n, 1:n} && \text{from Theorem 9} \\
\iff & R^\top V \operatorname{diag}(\lambda) V^\top R = R^\top \operatorname{Cov}(\bar{f})_{1:n, 1:n} R && \text{since } R \text{ is invertible} \\
\iff & (R^\top V) \operatorname{diag}(\lambda) (R^\top V)^\top = R^\top \operatorname{Cov}(\bar{f})_{1:n, 1:n} R && \text{since } V^\top R = (R^\top V)^\top \\
\iff & (R^\top V) \operatorname{diag}(\lambda) (R^\top V)^\top = \operatorname{Cov}(\overline{R \bullet f})_{1:n, 1:n} && \text{from Lemma 23} \\
\iff & (\lambda, R^\top V) \text{ is a PW-PCA of } R \bullet f && \text{from Theorem 9.}
\end{aligned}$$

Thus we have proved the lemma.  $\square$

Now we are ready to prove Theorem 17, the key theorem of this section. The proof will crucially use the uniqueness of PW-PCA up to signflips (Lemma 19) and orthogonal equivariance of PW-PCA (Lemma 24).

*Proof of Theorem 17.* Let  $f, g \in \mathbb{R}[x_1, \dots, x_n]$  have respective PW-PCA's  $(\lambda_f, V_f)$  and  $(\lambda_g, V_g)$ , where both  $f$  and  $g$  satisfy Theorem 14. We prove each claim one by one:

**C1.**  $f \sim_{O(n)} g \implies \lambda_f = \lambda_g$ .

Suppose that  $f \sim_{O(n)} g$ . Then there exists  $R \in O(n)$  such that  $R \bullet f = g$ . It follows from Theorem 24 that  $\lambda_f$  are then principal variances for  $g$ , and it finally follows from Theorem 19 that  $\lambda_f = \lambda_g$ , which completes the proof of this claim.

**C2.**  $f \sim_{O(n)} g \iff \hat{f} \sim_{\pm(n)} \hat{g}$ .

For the  $\implies$  direction, suppose that  $f \sim_{O(n)} g$ . Then there exists  $R \in O(n)$  such that  $R \bullet f = g$ . It follows from Theorem 24 that  $R^\top V_f$  is then a set of principal axes for  $g$ , and it next follows from Theorem 19 that there exists  $\sigma \in \pm(n)$  such that  $V_g = R^\top V_f \operatorname{diag}(\sigma)$ . Thus,  $RV_g = V_f \operatorname{diag}(\sigma)$  and so

$$\begin{aligned}
(\sigma \bullet \hat{f})(x) &= \hat{f}(\operatorname{diag}(\sigma)x) && \text{by the definition of } \sigma \bullet \hat{f} \\
&= f(V_f \operatorname{diag}(\sigma)x) && \text{by the definition of } \hat{f} \\
&= f(RV_g x) && \text{since } RV_g = V_f \operatorname{diag}(\sigma) \\
&= g(V_g x) && \text{since } R \bullet f = g \\
&= \hat{g}(x) && \text{by the definition of } \hat{g}.
\end{aligned}$$

Hence, we have that  $\hat{f} \sim_{\pm(n)} \hat{g}$ , which completes the proof of this direction.

For the  $\impliedby$  direction, suppose that  $\hat{f} \sim_{\pm(n)} \hat{g}$ . Then there exists  $\sigma \in \pm(n)$  such that  $\sigma \bullet \hat{f} = \hat{g}$  and so

$$\begin{aligned}
g(x) &= g(V_g V_g^\top x) && \text{since } V_g V_g^\top = I_n \\
&= \hat{g}(V_g^\top x) && \text{by the definition of } \hat{g} \\
&= \hat{f}(\operatorname{diag}(\sigma) V_g^\top x) && \text{since } \sigma \bullet \hat{f} = \hat{g} \\
&= f(V_f \operatorname{diag}(\sigma) V_g^\top x) && \text{by the definition of } \hat{f} \\
&= f(Rx) && \text{by defining } R = V_f \operatorname{diag}(\sigma) V_g^\top \\
&= (R \bullet f)(x) && \text{by the definition of } R \bullet f,
\end{aligned}$$

where  $R \in O(n)$  since it is a product of orthogonal matrices. Hence, we have that  $f \sim_{O(n)} g$ , which completes the proof of this direction.



**C3.**  $\sigma \bullet \hat{f} = \hat{g} \implies R \bullet f = g$  where  $R = V_f \text{diag}(\sigma) V_g^\top$ .

Suppose that  $\sigma \bullet \hat{f} = \hat{g}$ . Then by similar arguments as in the  $\Leftarrow$  direction of **C2**, we have

$$(R \bullet f)(x) = f(Rx) = f(V_f \text{diag}(\sigma) V_g^\top x) = \hat{f}(\text{diag}(\sigma) V_g^\top x) = \hat{g}(V_g^\top x) = g(V_g V_g^\top x) = g(x),$$

and so  $R \bullet f = g$ , which completes the proof of this claim.

We have proved the key theorem. □

The theory developed so far, in particular Theorem 17, immediately leads to the following algorithm for tackling the main problem of this paper (Problem 2).

**Algorithm 25** (Certificate for Orthogonal Equivalence).

**Input:**  $f, g \in \mathbb{R}[x_1, \dots, x_n]$  of degree  $d$  such that  $n, d \geq 2$  and  $f \sim_{O(n)} g$

**Output:**  $R \in O(n)$  such that  $R \bullet f = g$

1.  $(\lambda_f, V_f) \leftarrow \text{PW\_PCA}(f)$   
 $(\lambda_g, V_g) \leftarrow \text{PW\_PCA}(g)$
2.  $\hat{f} \leftarrow V_f \bullet f$   
 $\hat{g} \leftarrow V_g \bullet g$
3. Find  $\sigma \in \{-1, 1\}^n$  such that  $\sigma \bullet \hat{f} = \hat{g}$
4.  $R \leftarrow V_f \text{diag} \sigma V_g^\top$

We illustrate the above algorithm on the running example. We executed the algorithm using double precision ( $\sim 16$  significant decimal digits) floating point arithmetic displaying only 3 decimal digits.

**Example 26** (Running example continued). *Again consider the two polynomials  $f$  and  $g$  of degree  $d = 3$  in  $\mathbb{R}[x_1, x_2, x_3]$  given below:*

$$\begin{aligned} f &= -27x_1^3 + 27x_2^2x_3 - 9x_3, \\ g &= -12x_1^3 + 12x_1^2x_2 - 12x_1^2x_3 + 6x_1x_2^2 + 36x_1x_2x_3 - 33x_1x_3^2 + 9x_2^3 - 6x_2^2x_3 + 6x_2x_3^2 - 6x_3^3 + 3x_1 - 6x_2 - 6x_3. \end{aligned}$$

We now apply Algorithm 25 with input  $f$  and  $g$  as above. From this procedure we obtain the element  $R \in O(n)$  certifying the orthogonal equivalence of  $f$  and  $g$ .

1.  $\lambda_f, V_f \leftarrow [808.346, 212.351, 170.966], \begin{bmatrix} 0.999 & 0.000 & 0.047 \\ 0.000 & -1.000 & 0.000 \\ -0.047 & 0.000 & 0.999 \end{bmatrix}$   
 $\lambda_g, V_g \leftarrow [808.345, 212.351, 170.966], \begin{bmatrix} 0.682 & 0.667 & -0.302 \\ -0.364 & 0.667 & 0.650 \\ 0.635 & -0.333 & 0.697 \end{bmatrix}$
2.  $\hat{f} \leftarrow -26.910x_1^3 - 3.806x_1^2x_3 - 1.271x_1x_2^2 - 0.179x_1x_3^2 + 26.970x_2^2x_3 - 0.003x_3^3 + 0.424x_1 - 8.990x_3 +$   
terms with coefficients less than  $10^{-3}$   
 $\hat{g} \leftarrow -26.910x_1^3 - 3.806x_1^2x_3 - 1.271x_1x_2^2 - 0.179x_1x_3^2 + 26.970x_2^2x_3 - 0.003x_3^3 + 0.424x_1 - 8.990x_3 +$   
terms with coefficients less than  $10^{-3}$
3.  $\sigma \leftarrow [1, -1, 1]$

$$4. R \leftarrow \begin{bmatrix} 0.667 & -0.333 & 0.667 \\ 0.667 & 0.667 & -0.333 \\ -0.333 & 0.667 & 0.667 \end{bmatrix}$$

We may easily check that  $R$  is an element of  $O(n)$  and that  $f(Rx) = g(x)$ , up to floating point arithmetic error, and hence  $R$  is indeed the desired certificate.

We conclude the section with a collection of remarks on the methods presented above.

**Remark 27.** Below are several observations regarding Algorithm 25.

- a) Note that  $\lambda_f$  and  $\lambda_g$  from the PW-PCA are not used in Algorithm 25 for finding a certificate. We chose to include them since they might be useful for tackling some other problems. Observe that, since  $f$  and  $g$  are equivalent, Theorem 17, **C1**, ensures that  $\lambda_f = \lambda_g$ , as can be seen from the numerical values for them in Step 1 of the above example.
- b) Even if it is unnecessary, let us carry out a sanity check on the output of the above example since we executed the algorithm using floating point arithmetic. Easy computation shows

$$\|R \bullet f - g\| = 2.035 \times 10^{-13}.$$

Recalling that we used floating points with 16 significant decimal digits, we see that the error is negligibly small. In fact if one uses higher precision floating points arithmetic ( $\sim 30$  significant decimal digits), then the error becomes even smaller:  $3.090 \times 10^{-27}$ .

- c) If the sanity check fails (that is,  $\|R \bullet f - g\|$  is not negligible) then, according to the key theorem (Theorem 17), it is due to the one (or more) of the following: At least one of  $f$  and  $g$  does not satisfy the generic assumption (Assumption 14) or the user, by mistake, inputted  $f$  and  $g$  which are not orthogonally equivalent. Since it is highly unlikely that  $f$  and  $g$  do not satisfy the genericity condition (which can be checked by examining  $\lambda_f$  and  $\lambda_g$ ), one can conclude that it is highly likely that the user mistakenly inputted  $f$  and  $g$  which are not orthogonally equivalent.
- d) Thus the above algorithm could be also used as an algorithm for checking the orthogonal equivalence of two arbitrary polynomials  $f$  and  $g$  under the generic condition, if all the computations were carried out exactly. In practice to carry out such exact computations we would need to work in algebraic number fields which can become computationally expensive in practice.

## 5 Performance of the proposed algorithm

This section investigates the performance of the proposed algorithm through computer experiments. Before we discuss the results, we first describe the overall setup that was used.

### Setup for the experiments

- **Program:** We implemented the proposed algorithm in the Julia programming language [3] using the standard library and the following packages: Nemo [12], Combinatorics, and GenericLinearAlgebra. Since our primary goal was to investigate the algorithmic aspects of the performance, we used a mostly straightforward preliminary implementation of the algorithm. For the baseline algorithm (described below), we used the AlgebraicSolving package, which employs the highly-optimized msolve library [2]. We also used the following Julia packages to run the experiments and export the results as tables and figures: CacheVariables, CairoMakie [7], Dictionaries, LaTeXStrings, LaTeXTabulars, Pluto, Progress-Logging, StableRNGs, and TerminalLoggers.
- **Benchmark:** For each pair  $(n, d)$ , we generated ten  $(f, g)$  pairs as follows:

1. Generate  $f \in \mathbb{Z}[x_1, \dots, x_n]$  homogeneous of degree  $d$  whose coefficients are randomly taken from the range  $-100$  to  $100$ , omitting zero. This produces a dense polynomial.
2. Generate an orthogonal  $R \in \mathbb{Q}^{n \times n}$  using the Cayley transform [5] as follows: Generate a random  $n \times n$  antisymmetric matrix  $S \in \mathbb{Z}^{n \times n}$  with entries between  $-10$  and  $10$  and a random sign vector  $\sigma \in \{-1, 1\}^n$ . Then compute  $R = (S - I_n)^{-1}(S + I_n) \text{diag}(\sigma)$ .
3. Compute  $g = R \bullet f \in \mathbb{Q}[x_1, \dots, x_n]$ .

We generated  $f$  and  $g$  with exact rational coefficients because the baseline algorithm (described below) involves solving a highly over-determined system of polynomial equations, where even small numeric errors in the coefficients would likely almost always make the system inconsistent. Notably, the proposed algorithm (Theorem 25) does *not* involve solving an over-determined system and does not have this limitation. It can be safely run with floating point numbers.

- **Timing:** All timings were measured as wall-clock time, and we report median runtimes across the ten  $(f, g)$  pairs.
- **Computer:** The experiments were run on a 2021 Macbook Pro with an M1 Max CPU (64GB of RAM).
- **Reproducible research:** Code to reproduce the experiments is available online at <https://gitlab.com/dahong/ortho-equiv-pwpca>.

### Comparison with the baseline method

To the best of our knowledge, there is currently no publicly available software for finding certificates of orthogonal equivalence. Thus, we implemented the following straightforward algorithm as a baseline method for comparison.

**Algorithm 28** (Baseline).

**Input:**  $f, g \in \mathbb{R}[x_1, \dots, x_n]$  of degree  $d$  such that  $n, d \geq 2$  and  $f \sim_{O(n)} g$

**Output:**  $R \in O(n)$  such that  $R \bullet f = g$

$$1. M \leftarrow \begin{bmatrix} r_{11} & \cdots & r_{1n} \\ \vdots & & \vdots \\ r_{n1} & & r_{nn} \end{bmatrix} \text{ where } r_{ij} \text{ are indeterminates}$$

$$2. h \leftarrow M \bullet f - g \in \mathbb{R}[r_{11}, \dots, r_{nn}][x_1, \dots, x_n]$$

$$3. H \leftarrow \text{the set of all the coefficients of } h \text{ and all the entries of } M^\top M - I_n \subset \mathbb{R}[r_{11}, \dots, r_{nn}]$$

$$4. S \leftarrow \text{a real solution} \in \mathbb{R}^{n^2} \text{ of } H = 0$$

$$5. R \leftarrow \text{the matrix} \in \mathbb{R}^{n \times n} \text{ obtained by instantiating } M \text{ on } S$$

The following table shows the median runtime for the proposed method and the baseline method. Our runs of the baseline method for  $n = 5, d = 10$  did not complete; they crashed on the first trial after running for around 154 minutes (9240 seconds). We indicate this on the table as “>9240”.

$n$	$d$	# terms	Baseline Method (seconds)	Proposed Method (seconds)	Approx. Speedup
3	7	36	0.024	0.004	6.0 x
	8	45	0.043	0.005	8.6 x
	9	55	0.075	0.008	9.4 x
	10	66	0.139	0.015	9.3 x
4	7	120	0.944	0.039	24.2 x
	8	165	3.048	0.072	42.3 x
	9	220	8.933	0.141	63.4 x
	10	286	26.166	0.256	102.2 x
5	7	330	133.690	0.277	482.6 x
	8	495	261.556	0.706	370.5 x
	9	715	1334.248	1.746	764.2 x
	10	1001	>9240	4.005	>2307.1 x

We make the following observations:

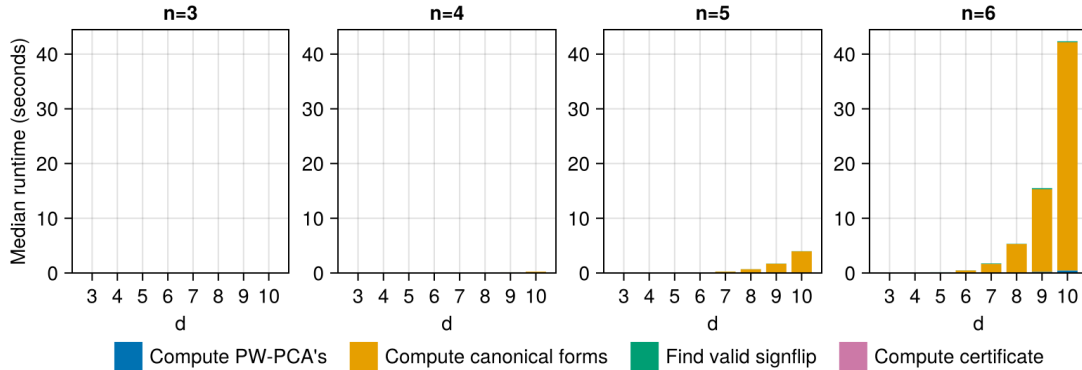
- The proposed method is much faster than the baseline method. In fact, for all three values of  $n$ , the proposed method on  $d = 10$  was faster than the baseline method on  $d = 7$ , despite having to handle polynomials with many more terms.
- The proposed method scales much more gradually than the baseline method with respect to both the number of variables  $n$  and the degree  $d$ . As a result, the speedup generally grows with both  $n$  and  $d$ .

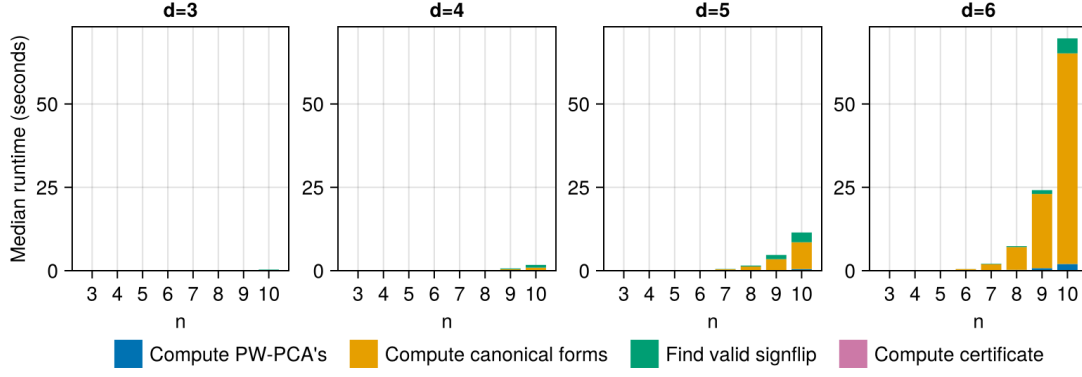
#### Details on the performance of the proposed algorithm

We conclude the paper with a detailed investigation of the performance of the proposed algorithm. In particular, we assess its scalability, the amount of time spent on each step, and identify potential directions for future improvements. For this purpose, recall that the proposed algorithm (Theorem 25) consists of the following steps:

1. Compute the PW-PCA's of  $f$  and  $g$ .
2. Compute the canonical forms  $\hat{f}$  and  $\hat{g}$ .
3. Find a valid signflip  $\sigma$ .
4. Compute the certificate  $R$ .

The following two sets of graphs show the median amount of time spent by each step on a set of axes with matching axis limits to make it easy to see how the method scales with respect to the number of variables  $n$  and the degree  $d$ . Recall that these are dense polynomials.



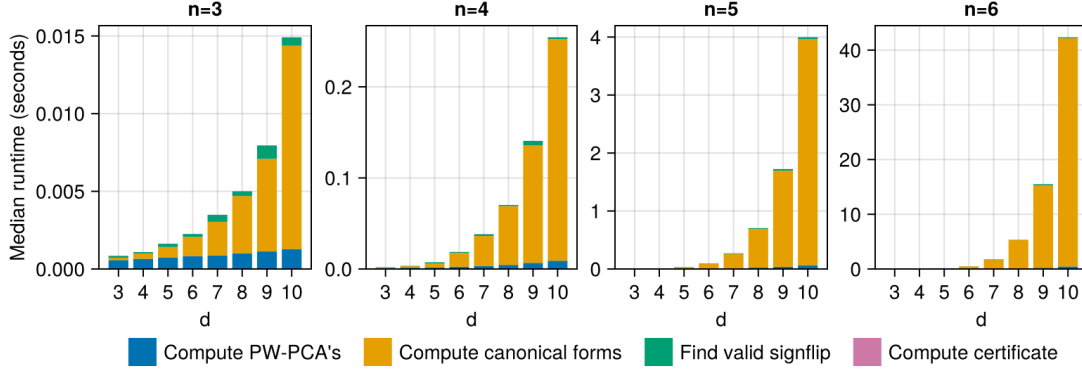


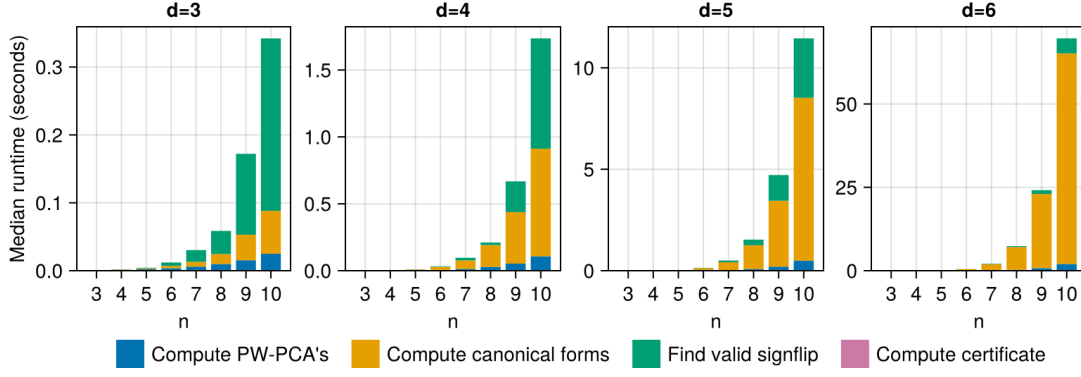
We make the following observations:

- For small  $n$  or small  $d$ , the graphs look essentially empty. This is because the time spent in these cases is so small relative to the larger cases that the bars are not visible.
- The top row of graphs show that the proposed method scales well to moderate values of  $d$  for a fixed small  $n$ . Likewise, the bottom row of graphs show that the proposed method scales well to moderate values of  $n$  for a fixed small  $d$ . The growing runtimes in both cases appear to be largely driven by the growing cost of computing the canonical forms.
- For large  $n$  and  $d$ , the graphs in fact suggest that the runtime is essentially dominated by computing the canonical forms.

Overall, it seems that the primary barrier to further scalability of the approach is to improve the speed of computing the canonical forms.

To more carefully examine the detailed breakdown of how much time is spent on each step, we plot the same timings again but with the axis limits now tuned for each plot individually.





We make the following observations:

- The runtime for PW-PCA is surprisingly negligible, even though the definition of PW-PCA involves global optimization and multivariate integration. This may be due to the effectiveness of Theorem 11.
- From the bottom row of graphs, we see that for fixed  $d$ , finding a valid signflip becomes increasingly dominant as  $n$  grows. This may be because the current implementation searches for a valid signflip by using a naive loop over the exponentially large space of  $2^n$  possible signflips  $\sigma$ . It only exits this loop once it finds a signflip  $\sigma$  that produces an error between  $\sigma \bullet \hat{f}$  and  $\hat{g}$  that is within the tolerance. Exploiting structure in  $\hat{f}$  and  $\hat{g}$  to accelerate this step is a promising direction for future work.
- From both rows of graphs, we see that for fixed  $n$ , computing the canonical forms becomes increasingly dominant as  $d$  grows. This may be because the current implementation naively expands  $f(V_f x)$  and  $g(V_g x)$ , which can become expensive for large degrees.

Notably, each of these expansions corresponds to a “symmetric tensor times matrix” computation involving the corresponding symmetric coefficient tensor and transformation matrix. These types of operations have been heavily studied in the tensor community, e.g., in [23, 6]. It may be possible to accelerate the operation here using similar techniques.

Note also that the canonical forms are only used to check, for given  $\sigma$ , if  $\sigma \bullet V_f \bullet f = V_g \bullet g$ , i.e., if  $h(x) = \sigma \bullet V_f \bullet f - V_g \bullet g$  is identically zero with respect to  $x$ . Thus, another promising direction is to avoid the cost of expanding these polynomials altogether either by random point testing using the Schwartz-Zippel Lemma or by “generic” points testing, that is, evaluating  $h(x)$  on carefully chosen  $x$  values based on some structural properties of  $h$ .

Overall, these plots reveal that obtaining further scalability will indeed likely require first improving the speed of computing the canonical forms then improving the speed of finding a valid signflip. These are both promising directions for future work.

**Acknowledgments:** We thank Alexander Demin for helpful suggestions on the use of Julia packages for implementing the proposed algorithm. We also thank Irina Kogan for helpful discussion on the current state of the art in computational invariant theory.

Martin Helmer is supported by the Royal Society under grant RSWF\R2\242006 and by the United States Air Force Office of Scientific Research (AFOSR) under award number FA9550-22-1-0462, managed by Dr. Frederick Leve, and would like to gratefully acknowledge this support. David Hong’s work was partially supported by the US National Science Foundation Mathematical Sciences Postdoctoral Research Fellowship DMS 2103353. Hoon Hong’s work was partially supported by the US National Science Foundation CCF 2212461 and CCF 2331401.

## References

- [1] G. Ballard and T. G. Kolda. *Tensor Decompositions for Data Science*. Cambridge University Press, 1 edition, June 2025.
- [2] J. Berthomieu, C. Eder, and M. Safey El Din. msolve: A Library for Solving Polynomial Systems. In *2021 International Symposium on Symbolic and Algebraic Computation*, 46th International Symposium on Symbolic and Algebraic Computation, pages 51–58, Saint Petersburg, Russia, July 2021. ACM.
- [3] J. Bezanson, A. Edelman, S. Karpinski, and V. B. Shah. Julia: A fresh approach to numerical computing. *SIAM review*, 59(1):65–98, 2017.
- [4] H. Breloer. Rational invariants of even degree polynomials under the orthogonal group. *arXiv preprint arXiv:2501.17504*, 2025.
- [5] A. Cayley. About the algebraic structure of the orthogonal group and the other classical groups in a field of characteristic zero or a prime characteristic. *J. Reine Angew.*, 32, 1846.
- [6] H. A. Daas, G. Ballard, L. Grigori, S. Kumar, K. Rouse, and M. V  rit  . Minimizing Communication for Parallel Symmetric Tensor Times Same Vector Computation, June 2025.
- [7] S. Danisch and J. Krumbiegel. Makie.jl: Flexible high-performance data visualization for Julia. *Journal of Open Source Software*, 6(65):3349, 2021.
- [8] H. Derksen and G. Kemper. *Computational invariant theory*. Springer, 2015.
- [9] I. Dolgachev. *Lectures on invariant theory*. Number 296. Cambridge University Press, 2003.
- [10] L. Ferraro, F. Galetto, F. Gandini, H. Huang, T. Hawes, M. Mastroeni, and X. Ni. InvariantRing: invariants of group actions. Version 2.0. A *Macaulay2* package available at <https://github.com/Macaulay2/M2/tree/stable/M2/Macaulay2/packages>.
- [11] L. Ferraro, F. Galetto, F. Gandini, H. Huang, T. Hawes, M. Mastroeni, and X. Ni. The InvariantRing package for *Macaulay2*. *Journal of Software for Algebra and Geometry*, 14, 2023.
- [12] C. Fieker, W. Hart, T. Hofmann, and F. Johansson. Nemo/hecke: Computer algebra and number theory packages for the julia programming language. In *Proceedings of the 2017 ACM on International Symposium on Symbolic and Algebraic Computation*, ISSAC ’17, pages 157–164, New York, NY, USA, 2017. ACM.
- [13] G. B. Folland. How to integrate a polynomial over a sphere. *The American Mathematical Monthly*, 108(5):446–448, 2001.
- [14] P. G  rlach, E. Hubert, and T. Papadopoulo. Rational invariants of even ternary forms under the orthogonal group. *Foundations of Computational Mathematics*, 19(6):1315–1361, 2019.
- [15] D. Hong, F. Yang, J. A. Fessler, and L. Balzano. Optimally weighted PCA for high-dimensional heteroscedastic data. *SIAM Journal on Mathematics of Data Science*, 5(1):222–250, March 2023.
- [16] H. Hotelling. Analysis of a complex of statistical variables into principal components. *Journal of Educational Psychology*, 24(6):417–441, Sept. 1933.
- [17] E. Hubert and M. Jalard. Algebraically independent generators for the invariant field of  $SO_3(\mathbb{R})$  and  $O_3(\mathbb{R})$  representations  $\mathbb{R}^3 \oplus \mathcal{H}$ . 2025.
- [18] I. T. Jolliffe. *Principal Component Analysis*. Springer-Verlag, New York, NY, 2 edition, 2002.
- [19] I. A. Kogan. Invariants: Computation and applications. In *Proceedings of the 2023 International Symposium on Symbolic and Algebraic Computation*, pages 31–40, 2023.

- [20] M. D. Neusel. *Invariant theory*, volume 36. American Mathematical Soc., 2007.
- [21] K. Pearson. LIII. on lines and planes of closest fit to systems of points in space. *The London, Edinburgh, and Dublin Philosophical Magazine and Journal of Science*, 2(11):559–572, Nov. 1901.
- [22] V. L. Popov and E. B. Vinberg. Invariant theory. In *Algebraic Geometry IV: Linear Algebraic Groups Invariant Theory*, pages 123–278. Springer, 1994.
- [23] M. D. Schatz, T. M. Low, R. A. van de Geijn, and T. G. Kolda. Exploiting Symmetry in Tensors for High Performance: Multiplication with Symmetric Tensors. *SIAM Journal on Scientific Computing*, 36(5):C453–C479, Jan. 2014.
- [24] P. H. Schönemann. A generalized solution of the orthogonal procrustes problem. *Psychometrika*, 31(1):1–10, Mar. 1966.
- [25] T. A. Springer. *Invariant theory*, volume 585. Springer, 2006.
- [26] B. Sturmfels. *Algorithms in invariant theory*. Springer, 2008.

# Appendices

## A Proof of Theorem 15

We will prove the genericity of Assumption 14. Let  $n \geq 2$  and  $d \geq 2$  be arbitrary but fixed. The set of all polynomials in  $x_1, \dots, x_n$  of degree at most  $d$  forms a  $\mathbb{R}$ -vector space, which is in one-to-one correspondence with the set of all possible coefficients, that is,  $\mathbb{R}^m$  where  $m$  is the number of all monomials in  $x_1, \dots, x_n$  of degree  $d$ . Let  $a$  stand for the vector of coefficients of  $f$  and let

$$E = \{a \in \mathbb{R}^m : C_f \text{ has a multiple eigenvalue}\}.$$

It is sufficient to show that  $E$  is contained in a Zariski closed set. For this, it suffices to find  $h \in \mathbb{R}[a] \setminus \{0\}$  such that  $E \subseteq \{a \in \mathbb{R}^m : h(a) = 0\}$ . We propose

$$h = \text{discriminant}_\lambda(p) \in \mathbb{R}[a] \quad \text{where} \quad p = |\lambda I - C_f| \in \mathbb{R}[a][\lambda].$$

From the elementary theory of linear algebra and discriminants, we have  $h = \prod_{1 \leq i < j \leq n} (\lambda_i - \lambda_j)^2$  where  $\lambda_i$ 's are the eigenvalues of  $C_f$ . Thus it is immediate that  $E \subseteq \{a \in \mathbb{R}^m : h(a) = 0\}$ . Now it only remains to show that  $h \neq 0$  (not identically vanishing). For this, it suffices to find  $a^* \in \mathbb{R}^m$ , equivalently  $f^*$ , such that  $C_{f^*}$  has distinct eigenvalues.

After numerous trial-errors, we propose  $a^*$  corresponding to the following particular polynomial  $f^*$ :

$$f^* = \sum_{1 \leq s \leq n} g_s x_1^{d-2} x_s^2 \quad \text{where} \quad g_s = n + 1 - s$$

Note that every exponent in  $(f^*)^2$  is even. Thus, from Theorem 11, we see immediately that  $C_{f^*}$  is a diagonal matrix. Hence the eigenvalues of  $C_{f^*}$  are its diagonal elements. Thus it suffices to show that the diagonal elements of  $C_{f^*}$  are distinct. In fact we will show that  $C_{f^*,11} > C_{f^*,22} > \dots > C_{f^*,nn}$ .

Applying Theorem 11 on  $f^*$  and carrying out elementary but tedious calculations and simplifications, one can obtain the following expression for the diagonal entries of  $C_{f^*}$ :

$$\frac{C_{f^*,ii}}{W} = \begin{cases} (2d+1)(2d-1)(2d-3)g_1^2 + 2(2d-1)(2d-3)g_1u + 2(2d-3)v + (2d-3)u^2 & \text{if } i = 1 \\ (2d-1)(2d-3)g_1^2 + 4(2d-3)g_1g_i + 8g_i^2 + 2(2d-3)g_1u + 4g_iu + 2v + u^2 & \text{if } i \geq 2 \end{cases}$$



where

$$W = \frac{\pi^{(n+1)/2} (2d-5)!!}{2^d \Gamma(\frac{n+1}{2} + d + 1)}, \quad u = g_2 + \cdots + g_n, \quad \text{and} \quad v = g_2^2 + \cdots + g_n^2.$$

One can immediately see that  $C_{f^*,22} > C_{f^*,33} > \cdots > C_{f^*,nn}$  by inspecting the above expression of  $C_{f^*,ii}$  for  $i \geq 2$  and recalling  $g_2 > g_3 > \cdots > g_n$ . Thus it remains to show  $C_{f^*,11} > C_{f^*,22}$ . For this, note

$$\begin{aligned} & (C_{f^*,11} - C_{f^*,22}) / W \\ &= \underbrace{2d(2d-1)(2d-3)g_1^2}_{>0} + \underbrace{2(2d-2)(2d-3)g_1u}_{>0} + \underbrace{2(2d-4)v}_{\geq 0} + (2d-4)u^2 - 4(2d-3)g_1g_2 - 8g_2^2 - 4g_2u \\ &> 2d(2d-1)(2d-3)\textcolor{red}{g}_1\textcolor{red}{g}_2 + 2(2d-2)(2d-3)\textcolor{red}{g}_2u + 2(2d-4)\textcolor{red}{g}_2^2 + (2d-4)u^2 - 4(2d-3)g_1g_2 - 8g_2^2 - 4g_2u \\ &\quad \text{since } g_1^2 > g_1g_2, \quad g_1u > g_2u, \quad \text{and } v \geq g_2^2 \\ &= \underbrace{(2d(2d-1)(2d-3) - 4(2d-3))g_1g_2}_{>0} + \underbrace{(2(2d-2)(2d-3) - 4)g_2u}_{\geq 0} + \underbrace{(2d-4)u^2}_{\geq 0} + (2(2d-4) - 8)g_2^2 \\ &> (2d(2d-1)(2d-3) - 4(2d-3))\textcolor{red}{g}_2^2 + (2(2d-2)(2d-3) - 4)\textcolor{red}{g}_2^2 + (2d-4)\textcolor{red}{g}_2^2 + (2(2d-4) - 8)g_2^2 \\ &\quad \text{since } g_1g_2 > g_2^2, \quad g_2u \geq g_2^2, \quad \text{and } u^2 \geq g_2^2 \\ &= 8(d+1)d(d-2)g_2^2 \quad \text{by factoring} \\ &\geq 0 \end{aligned}$$

Thus  $C_{f^*,11} > C_{f^*,22}$ . Finally we have proved the genericity of Assumption 14.  $\square$