

Precomputing Multi-Agent Path Replanning using Temporal Flexibility: A Case Study on the Dutch Railway Network

Issa Hanou¹, Eric Kemmeren¹, Devin Wild Thomas², Mathijs de Weerd¹

¹Delft University of Technology

²University of New Hampshire
i.k.hanou@tudelft.nl

Abstract

Executing a multi-agent plan can be challenging when an agent is delayed, because this typically creates conflicts with other agents. So, we need to quickly find a new safe plan. Replanning only the delayed agent often does not result in an efficient plan, and sometimes cannot even yield a feasible plan. On the other hand, replanning other agents may lead to a cascade of changes and delays. We show how to efficiently replan by tracking and using the *temporal flexibility* of other agents while avoiding cascading delays. This flexibility is the maximum delay an agent can take without changing the order of or further delaying more agents. Our algorithm, FlexSIPP, precomputes all possible plans for the delayed agent, also returning the changes for the other agents, for any single-agent delay within the given scenario. We demonstrate our method in a real-world case study of replanning trains in the densely-used Dutch railway network. Our experiments show that FlexSIPP provides effective solutions, relevant to real-world adjustments, and within a reasonable timeframe.

Introduction

When executing in a multi-agent environment, delays frequently occur, which can result in conflicts and disrupt the previously safe execution of the plan. Resolving these execution conflicts often requires deciding which agents will have their plans disrupted and by how much. As conflicts compromise the safe execution, a decision must be made swiftly, while replanning takes time.

In this paper, we address the multi-agent path replanning problem, where a single agent needs to be replanned (e.g., because of a delay), and our objective is to recover a safe plan as quickly as possible. Full replanning of all agents can be computationally expensive, so we consider the subset of these problems where other agents may only be delayed, not rerouted, and this delay must not introduce additional conflicts. These constraints are inspired by the application of railway networks. We quantify an agent’s ability to absorb a delay as its *temporal flexibility*, which is the maximum delay that it can take without changing the order in which agents use a resource, and without further delaying more agents. The temporal flexibility is easily precomputed from a given plan. With this, we can identify the set of *tipping points* for the delayed agent, which are the extent of the delays causing a conflict with another agent at which the ordering should change (i.e., when the other agent should go first).

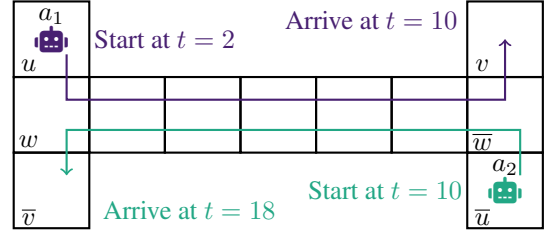


Figure 1: Example of a corridor MAPF problem.

Example 1. Consider a corridor with two agents who must use it in opposite directions (see Figure 1). In the original plan, agent a_1 goes first, and then agent a_2 uses the corridor from the other side. Now suppose agent a_1 is delayed. If we do not want agent a_2 to be affected, we say that agent a_1 must wait for agent a_2 to cross the corridor, thereby delaying agent a_1 even further. However, if we let agent a_2 wait a little bit until agent a_1 is able to cross the corridor, then both agents a_1 and a_2 are delayed slightly, but the overall makespan (or sum of costs) including wait time is not considerably increased. Still, if agent a_1 does suffer a significant delay, then it would be better to let agent a_2 go first, and have agent a_1 wait until agent a_2 has crossed the corridor. In this case, the tipping point is when the delay of agent a_1 is large enough such that it is better to let agent a_2 go first.

This work is most closely related to Multi-Agent Execution Delay Replanning (MAEDeR) (Hanou et al. 2024), which addresses a stricter subset of delay replanning problems, where the originally delayed agent must recover without affecting the plans of any other agents. Like MAEDeR, our approach uses the Safe Interval Path Planning (SIPP) (Phillips and Likhachev 2011) state space to encode when resources are not used by other agents. With this problem representation, optimal single-agent plans for all start times can be efficiently computed (Thomas et al. 2023), by treating other agents as moving obstacles. Hanou et al. (2024) use this to shift replanning to be ‘in advance’, and recover from some execution conflicts instantly by looking up a new plan for the delayed agent in its any-start-time plan. While the resulting multi-agent plan is safe, MAEDeR does not necessarily provide an optimal solution, as it is based on the assumption that the plans of agents other than the delayed

agent cannot be modified.

In comparison to MAEDeR, because we allow for the delay of other agents, we can reduce the overall delay. This method, called FlexSIPP, still provides near-instant delay replanning, and the required precomputation runs in polynomial time. FlexSIPP was originally described by Kemmeren (2025) as a railway-specific approach. In this paper, we formalize FlexSIPP and generalize it to include the multi-agent path replanning setting with continuous time, demonstrating that we can efficiently replan a single agent, either because it is delayed or because its initial plan fails for other reasons.

To evaluate the effectiveness of FlexSIPP, we analyze a real-world case study of a defective high-speed line and the process of rerouting the affected trains in the regular network in the Netherlands. We identify the tipping points in relation to the regular trains in the network so that we can plan the rerouted train in between them. As the Dutch railway network is densely used, we show the need for using agents' temporal flexibility to find a feasible solution.

Our main contribution is the FlexSIPP algorithm for quickly replanning a delayed agent in a multi-agent pathfinding context. We present a method for determining the flexibility of agents and use tipping points to illustrate the replanning trade-off between delaying other agents or further delaying or rerouting a delayed agent. A case study of the railway network in the Netherlands is used to demonstrate the benefits of automatically identifying tipping points and using these in real-world situations.

Background

We begin by describing the state space representation of Safe Interval Path Planning (SIPP); Any-Start-Time Planning, which is the single-agent optimal search used by our precomputation; and Multi-Agent Execution Delay Replanning (MAEDeR), which is the most closely related formulation of the multi-agent delay replanning problem.

Safe Interval Path Planning

SIPP (Phillips and Likhachev 2011) is a single-agent state-space search problem defined by a tuple $\langle S, E, \delta, x_o, t_o, x_g \rangle$, where each state $s = \langle x, i \rangle \in S$ is a configuration x (e.g., agent location) and a *safe interval* $i = \langle t_s, t_e \rangle$, which is a continuous timespan from t_s to t_e when it is safe for the agent to be in configuration x . An edge $e = \langle s_1, s_2, i \rangle \in E$ for states $s_1, s_2 \in S$ denotes the safe interval i when the edge (s_1, s_2) can be used by the agent, and the cost of this edge is defined by $\delta(s_1, s_2)$, which is the minimum time it takes an agent to traverse the edge. The objective of a SIPP problem is to find the path of minimal cost δ from the starting configuration x_o at the starting time t_o to a state with the goal configuration x_g . There may be many SIPP states with the same configuration, but different (non-overlapping) safe intervals. A SIPP state can also have several SIPP edges connected to another SIPP state. For example, in the corridor scenario from Figure 1, agent a_1 has one SIPP state in its starting configuration u with an infinite interval, but the next configuration on its path w has two SIPP states because this configuration is only safe for a_1 to be in before or after

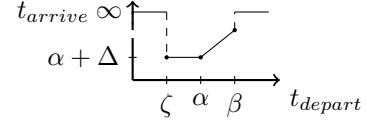


Figure 2: An ATF with parameters ζ , α , β , and Δ .

agent a_2 crosses it. The SIPP state on configuration u connects to both SIPP states of configuration w with one SIPP edge, allowing the agent to move from u to w before or after agent a_2 .

Any-Start-Time Planning

The original SIPP algorithm is an A^* search with the scalar earliest arrival time at a location as the estimated cost (g -value) of the route to that location. Any-start-time planning (@SIPP) generalizes SIPP to plan for all start times by searching with earliest arrival-time functions (ATFs), rather than scalar g -values (Thomas et al. 2023). An ATF maps the departure time of the agent, when it begins traversing an edge, to the earliest arrival time at the end of the edge. A SIPP graph $\langle S, E, \delta \rangle$ is transformed to an @SIPP graph $\langle S, E, A[e] \rangle$ by generating the arrival time functions $A[e]$ for all edges $e \in E$. For each $e = \langle s_1, s_2, i \rangle$, the safe intervals from the source state s_1 (interval $\langle t_s^{s_1}, t_e^{s_1} \rangle$), the destination state s_2 (interval $\langle t_s^{s_2}, t_e^{s_2} \rangle$), and the edge interval $i = \langle t_s^e, t_e^e \rangle$ are compiled into one ATF. This ATF $A[e]$ is defined from the following four parameters:

$$\zeta = t_s^{s_1} \quad (1)$$

$$\alpha = \max(t_s^e, t_s^{s_1}, t_s^{s_2} - \delta(s_1, s_2)) \quad (2)$$

$$\beta = \min(t_e^e, t_e^{s_1}, t_e^{s_2} - \delta(s_1, s_2)) \quad (3)$$

$$\Delta = \delta(s_1, s_2), \quad (4)$$

where ζ is the earliest time the agent can safely wait at the starting state s_1 , α is the earliest time it is safe for the agent to depart state s_1 , β is the time at which the edge becomes unsafe to start traversing, and Δ is the time it takes the agent to traverse the edge (Thomas et al. 2023). The ATF $A[e]$ is then a piecewise linear function:

$$A[\zeta, \alpha, \beta, \Delta](t) = \begin{cases} \infty & t < \zeta \\ \alpha + \Delta & \zeta \leq t < \min(\alpha, \beta) \\ t + \Delta & \alpha \leq t < \beta \\ \infty & \beta \leq t. \end{cases} \quad (5)$$

Figure 2 visualizes such an arrival time function. We consider the ATF of an edge $A[e]$ here, and these can be combined into an ATF for an entire plan $A[p]$ (Thomas et al. 2023). The convoluted description for α , and the min in the second case of Equation 5 is because $\beta < \alpha$ is possible whenever the plan of a path p requires more waiting than can be done before the initial state becomes unsafe. The duration Δ in the ATF $A[e]$ of an edge is simply the duration δ of that edge; however, for a path ATF $A[p]$, this is the duration of the entire path.

Multi-Agent Execution Delay Replanning

We build on the work done by Hanou et al. (2024) that applied Any-Start-Time Planning to solve a subset of multi-agent delay replanning problems. They defined the Multi-Agent Execution Delay Replanning (MAEDeR) problem, which is a single-agent problem in the multi-agent setting. A MAEDeR problem is defined by the tuple $\langle N, \mathcal{A}, \mathcal{C} \rangle$. Here, N is the set of components that can be represented as a graph with edges between locations (e.g., a railway network), \mathcal{A} is the set of agents (e.g., trains) navigating through the network, and \mathcal{C} holds the problem characteristics on how agents interact with the network and each other. A solution to MAEDeR is a function \mathcal{M} that takes an agent $a^d \in \mathcal{A}$ and a positively delayed start time t^d , and returns the shortest safe plan for this delayed agent not affecting the plans of other agents in \mathcal{A} , or a failure if no such feasible plan exists.

Hanou et al. (2024) describe two algorithms to solve MAEDeR problems. First, Replanning SIPP (rSIPP) performs a SIPP search for the delayed agent, resulting in a set of SIPP graphs that can be generated before execution. However, these SIPP graphs still need to be searched for a new safe plan during execution. Second, @MAEDeR precomputes the SIPP graphs and already transforms them into @SIPP graphs (with ATF edges). These are searched before execution using the RePEAT algorithm (Thomas et al. 2023), which repeatedly searches for optimal plans for monotonically increasing start times. The resulting set of plans can be rapidly queried for an optimal plan corresponding to any departure time. Essentially, @MAEDeR replans in advance, so that at execution time, replanning just involves querying the any-start-time plan of the delayed agent. While they find the optimal solution provided only the delayed agent is replanned, the resulting multi-agent plan is not necessarily optimal. Sometimes, a lower-cost overall plan can be found by also replanning other agents.

Problem Description: Flexible Multi-Agent Delay Replanning

Consider a multi-agent path planning problem and a solution to this problem consisting of trajectories for all agents, and assume that the plan of one agent cannot be safely executed (e.g., the agent is delayed); we want to replan that agent, based on the temporal flexibility of the other agents. We start with the model of this replanning problem as an @SIPP graph (Thomas et al. 2023). This graph is created from the perspective of the delayed agent, which means that the safe intervals are safe for the delayed agent to not conflict with the movements of all the other agents. Later, we explain how to extend this graph with the temporal flexibility of the other agents.

Formally, a Flexible Multi-Agent Delay Replanning problem is defined as the tuple $\langle \mathcal{A}, a^d, N, \delta, x_o, x_g, t_o, t^{\max}, \Pi \rangle$, where

- \mathcal{A} defines a set of k agents,
- $a^d \in \mathcal{A}$ is the delayed agent,
- N is the set of components that can be represented as an @SIPP graph $\langle S, E, A[e] \rangle$ for agent a^d where all agents $a \neq a^d \in \mathcal{A}$ are considered dynamic obstacles,

- $\delta(x_1, x_2)$ gives the minimum duration of an edge, representing the minimum travel time to get from configuration x_1 to configuration x_2 ,
- x_o^a is the start configuration of agent $a \in \mathcal{A}$,
- x_g^a is the goal configuration of agent $a \in \mathcal{A}$,
- t_o is the intended start time of agent a^d ,
- t^{\max} gives the global end time of the scenario,
- Π are the trajectories; a trajectory $\pi_a \in \Pi$ is a sequence of n configuration/time pairs (x_j, t_j) specifying that agent a arrives at configuration x_j at time t_j , such that $x_1 = x_o^a$ and $x_n = x_g^a$, for each agent $a \in \mathcal{A}$.

A trajectory π_a of length n is valid if and only if every connection between subsequent configurations is present in the network, and the move takes at least the minimum travel time: $\forall j < n : (x_j, x_{j+1}) \in N$ and $t_j + \delta(x_j, x_{j+1}) \leq t_{j+1}$. We define the temporal flexibility in a Flexible Multi-Agent Delay Replanning problem for each agent in Definition 1.

Definition 1 (Flexibility). *The flexibility $f_a(x_j, t_j)$ of an agent $a \neq a^d \in \mathcal{A}$ in configuration x_j where it arrives at time t_j is the amount of time it can safely be delayed in that configuration, while ensuring that 1) all other agents keep their original trajectories, and 2) all agents visit the configurations in the order defined by these original trajectories.*

Algorithm 1 gives a polynomial-time solution. We use τ to give the difference between the actual duration to traverse an edge from the trajectory π_a from the current state $(x_j, t_j) \in \pi_a$ to the next (x_{j+1}, t_{j+1}) , and the minimum duration δ to traverse this edge. This represents the local flexibility. This is added to the flexibility available in future states along the trajectory to derive the duration m that an agent can wait if no other agents cross this configuration in the meantime. Then, we check whether another agent \bar{a} visits the same configuration x_j as agent a after time t_j . If this is the case, then the flexibility of agent a visiting this configuration is at most the time until the other agent visits this configuration. This ensures our guarantee that using one agent's flexibility does not further impact other agents, so the initial delay does not propagate. We process the configurations that are visited by the agent a according to its plan π_a in reverse order, as the flexibility depends on the flexibility after this point. Proposition 1 states that the temporal flexibility can always be computed efficiently. Algorithm 1 runs in $O(k \cdot n^2)$ for each agent, where n is the maximum length across all trajectories and k is the number of agents, and is thus a polynomial-time algorithm, proving Proposition 1.

Proposition 1 (Flexibility). *Given a Flexible Multi-Agent Delay Replanning problem, we can derive the flexibility of all agents in polynomial time.*

Example 2 (Flexibility). *Consider our corridor example again from Figure 1. The original plan is already given, where agent a_1 moves through the corridor first (from u to v), and as soon as they finish, agent a_2 moves through the corridor in the opposite direction, from \bar{u} to \bar{v} . We take scenario time to have $t^{\max} = 22$ and the start time $t_o = 1$, so agent a_1 and a_2 originally wait at their goal for twelve and four time steps, respectively. We*

Algorithm 1: Flexibility for one agent $a \in \mathcal{A}$ based on the original plan Π , where n is the length of its plan π_a .

```

1:  $f_a(x_g, t_n) \leftarrow t^{\max} - t_n$ 
2: for  $j \in [n - 1, \dots, 1]$  do     $\triangleright$  Configurations visited by
   plan  $\pi_a$  in reverse order
3:    $\tau \leftarrow t_{j+1} - t_j - \delta(x_j, x_{j+1})$      $\triangleright$  Local flexibility
4:    $m \leftarrow \tau + f_a(x_{j+1}, t_{j+1})$ 
5:   for  $\bar{a} \in \mathcal{A} \mid \bar{a} \neq a$  do
6:     if agent  $\bar{a}$  visits configuration  $x_j$  after  $t_j$  then
7:        $t^{\bar{a}} \leftarrow$  earliest time that  $\bar{a}$  visits  $x_j$  after  $t_j$ 
8:        $m \leftarrow \min(m, t^{\bar{a}} - t_j)$ 
9:    $f_a(x_j, t_j) \leftarrow m$ 

```

now derive the flexibility of the agent a_2 , whose trajectory is $\pi_{a_2} = [(\bar{u}, 10), (\bar{w}, 11), \dots, (w, 17), (\bar{v}, 18)]$. Agent a_2 arrives at \bar{v} at time $t = 18$, so $f_a(\bar{v}, 18) = 22 - 18 = 4$. In w , which agent a_2 occupies at $t = 17$, so the flexibility is $f_a(w, 17) = \tau + f_a(\bar{v}, 18) = 18 - 17 - 1 + 4 = 4$. This propagates through the entire corridor, resulting in a flexibility of 4 for agent a_2 in every configuration on its trajectory until it arrives at its goal configuration.

We now formally define the *tipping point* between the delayed agent a^d and another agent \bar{a} (Definition 2) and give an example in Example 3.

Definition 2 (Tipping Point). For a pair of agents a and \bar{a} and their original plans $\pi_a, \pi_{\bar{a}}$, where agent a uses some configuration x° before agent \bar{a} uses the same configuration, the tipping point is the pair (x°, t°) , such that until this time t° the ordering of the agents using this configuration x° is agent a before agent \bar{a} , if necessary by delaying \bar{a} . After this time t° , the order of the agents is swapped, so \bar{a} uses configuration x° first (at its scheduled time) and agent a waits until the configuration becomes available again.

Example 3 (Tipping Point). If agent a_1 is delayed, agent a_2 can use some of its flexibility to start later. We can delay the plan of agent a_2 by four time steps, waiting longer in \bar{u} to start crossing the corridor. Then, agent a_1 can also be delayed four time steps to still traverse the corridor before a_2 without further propagating its delay beyond agent a_2 . The tipping point in this scenario is $(x^\circ, t^\circ) = (w, 7)$. So, until time 7, agent a_1 can go first. Because we have a continuous time representation, time $t = 7$ is not actually included, and in discrete time steps, agent a_1 can only cross up to and including four time steps after its planned start time. After this tipping point, agent a_2 should cross the corridor at the planned time $t = 10$, and agent a_1 should wait until the corridor is free for it to make its way across. The tipping point thus indicates when the order of the two agents should be swapped: before (x°, t°) , agent a_1 crosses the corridor first as planned (perhaps delayed), and after (x°, t°) , agent a_2 crosses first.

Method

This section presents the FlexSIPP algorithm, which solves the Flexible Multi-Agent Delay Replanning problem and

identifies the tipping points. For any configuration and time pair (x_j, t_j) in an agent's plan π_a , Algorithm 1 gives the flexibility in that configuration, which is a scalar $f_a(x_j, t_j)$. We represent this flexibility in the search by creating an additional safe edge in our @SIPP graph for agent a^d , so that it can be used for an alternative plan for this delayed agent. Just as the other @SIPP edges, this edge has an arrival time function. We construct the *flexible ATF* A^F based on an original ATF A of agent a^d . Additionally, this ATF uses the flexibility of the first agent a^F that visits the respective configuration after the delayed agent a^d does (unless the flexibility $f_{a^F}(x, t)$ is zero). For every edge e in the @SIPP graph with the ATF $A[e] = \langle \zeta, \alpha, \beta, \Delta \rangle$ for agent a^d , we create the $A^F[e]$ with the following four parameters:

$$A^F[e] = \langle \zeta, \beta, \beta + f_{a^F}(x, t), \Delta \rangle. \quad (6)$$

Example 4 (ATF). We return to our example from Figure 1. Agent a_1 is traveling from configuration u to v . We consider the @SIPP edge representing the move of agent a_1 from configuration u to w . Agent a_2 arrives at configuration w at time $t = 17$. So, agent a_1 has two options to move to w . The first option is represented by ATF $A_1 = \langle 1, 2, 15, 1 \rangle$ where a_1 can wait at configuration u starting from $\zeta = 1$, can start moving at $\alpha = 2$ (because of the predefined start time), can thus start moving at the latest at $\beta = 15$ and the traversal time is $\Delta = 1$. The second option is $A_2 = \langle 1, 17, 22, 1 \rangle$, where $\beta = 22$ is limited by the end of the scenario. Given the flexibility of agent a_2 as described in Example 2, we can delay agent a_2 by four time steps, which would allow agent a_2 to arrive at configuration w at $t = 22$. So, we define the flexible arrival time function to represent the traversal option for agent a_1 , which results in $A^F = \langle 1, 15, 19, 1 \rangle$.

Search

We find the any-start-time plan for agent a^d using the REPEAT algorithm on the @SIPP graph with the additional flexible ATFs. These ATFs define the flexibility that can be used during the search. To ensure feasible plans for the other agents, we track the flexibility used by agent a^F . A flexible ATF $A^F = \langle \zeta^F, \alpha^F, \beta^F, \Delta^F \rangle$ allows some agent $a^F \neq a^d$ to be delayed in some configuration x^d by at most $f_{a^F}(x^d, t^d)$. This delay has an impact on every configuration-time pair in the single-agent plan π_{a^F} that is visited after configuration x^d . Using a flexible ATF restricts the use of other agents' flexibility. The delay impacts the availability of the ATFs that were bound by the occupation of agent a^d .

For all configurations \bar{x} that agent a^F visits after it visits x^d , these configurations were originally safe during some interval $\langle t_s, t_e \rangle$ (before agent a^F visits), and also safe during some interval $\langle \bar{t}_s, \bar{t}_e \rangle$, (after agent a^F visits). These intervals are then updated such that the first interval gets $\langle t_s, t_e + f_{a^F}(x^d, t^d) \rangle$ and the second interval is updated to $\langle \bar{t}_s + f_{a^F}(x^d, t^d), \bar{t}_e \rangle$. The exact update of the arrival time functions is domain-dependent based on the agent's kinematics and size.

Example 5 (Search with flexibility). Continuing from Example 4, we show how the arrival time functions change during search based on the flexibility used. Assume that during

the search, a_2 is delayed by at most 4 timesteps. This extends the ATF of other agents to arrive at w before agent a_2 by increasing $\beta + 4$. Considering agent a_1 with A_1 , this ATF is changed to $A_1 = \langle 1, 2, 19, 1 \rangle$. Furthermore, suppose that we always need to delay agent a_2 by at least 2, so that any other agent crossing configuration w after a_2 increases its ATF with $\alpha + 2$. For agent a_1 in the example, this would result in changing ATF A_2 to $\langle 1, 19, 22, 1 \rangle$.

Using the search procedure described above, we now show that we find the best replanning solution given the agent’s flexibility in polynomial time (Proposition 2). The flexibility is derived in polynomial time (Proposition 1), and the construction of the @SIPP graph is also done in polynomial time. Each configuration adds a safe interval to the problem, and each agent splits such an interval as it passes through. Therefore, the problem size scales linearly with the number of configurations (the size of the network N) and linearly with the number of agents. The flexibility adds more safe intervals, but again at most one per agent per configuration, so our @SIPP graph is of the order $O(|N| \cdot |\mathcal{A}|^2)$. The branching factor in the A^* search is bound by the number of agents; so, it runs polynomially in the number of agents.

Proposition 2. *If a replanning solution exists that involves only delaying one of the other agents according to their flexibility (Definition 1) and possibly rerouting the delayed agent, then we find this solution in polynomial time.*

Tipping points FlexSIPP returns an any-start-time plan for agent a^d . During search, we track the flexibility used, as well as any delay encountered for some agent a^F . For each path found in the any-start-time plan, with a path ATF $A^F[p]$ using flexibility, the tipping point is then the β parameter, which is the maximum time that the agent a^d can still safely use the configuration, based on the flexibility of a^F . For the corridor example, we have now only shown edge ATFs. The path ATF of agent a_1 would be $A[p] = \langle 1, 2, 3, 8 \rangle$ to cross the corridor before agent a_2 , as agent a_1 could depart configuration u at $t = 3$ arriving at configuration v at $t = 11$ without conflicts. With a flexibility of four, we have $A^F[p] = \langle 1, 2, 7, 8 \rangle$, yielding a tipping point at $t^\circ = 7$.

Case Study: Rotterdam to Schiphol

To evaluate the effect of using the flexibility of other agents, we consider the example of rerouting trains in a busy railway network. When disturbances occur in railway network operations, trains are delayed, and in some cases, they must be rerouted. If the tracks are already occupied close to full capacity, it is very difficult to fit this rerouting into the schedule. Therefore, it becomes necessary to adjust the schedule slightly to accommodate delayed trains.

Specifically, we consider the tight schedule in the Netherlands, where train services are frequent and are expected to become even more metro-like in the next few years (ProRail 2024)[p.21]. The railway network in the Netherlands is mostly double-track, and in some cases, it is even quadruple-track, allowing trains to be rerouted along an alternative track. In that case, the replanning must consider the trains originally planned to use that track, preferably without significantly disturbing their planned service.

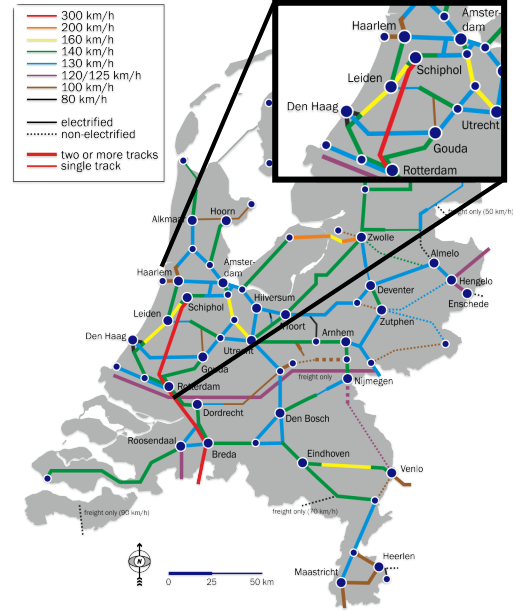


Figure 3: Railway Network in the Netherlands showing the maximum speed on each segment. Zoom-in of the area between Rotterdam and Amsterdam, both the regular track over Leiden and Schiphol in yellow, as well as the high-speed section between Rotterdam and Schiphol in red (ProRail 2022)[p.199].

A high-speed line (HSL) runs between the stations of Rotterdam Central and Schiphol Airport to facilitate easy travel between two of the largest cities: Amsterdam and Rotterdam. This line is also used for international trains to Brussels, Paris, and London. However, the high-speed line is particularly prone to issues: train punctuality is only 69% on this line, compared to 89% on the rest of the network (NS 2024a). When the HSL is unavailable due to large disturbances, trains scheduled to use it must be rerouted over the regular network, through Leiden and The Hague (see Figure 3). In this case, the previously discussed algorithm (@MAEDeR) for the Multi-Agent Execution Delay Replanning problem falls short because the schedule is so tight that no complete path can be found between the regular trains. Therefore, we must slightly delay some of the regular trains to make room for the HSL-rescheduled trains; otherwise, they cannot be scheduled at all.

In practice, railway companies (in the Netherlands) use *train handling documents*, which can be understood as a flow chart saying what the appropriate action is if a train traveling a specific route is delayed (NS 2024b). These documents thus specify the tipping points, when to delay the other trains, and when the delayed train should allow other trains to proceed first. For example, in the case of the Rotterdam-Leiden-Schiphol line, the tipping point used in industry for regular intercity and sprinter trains is 7 minutes; regular trains on the route between The Hague and Leiden can thus be delayed by 7 minutes to allow another train to

proceed first (Kemmeren 2025)[p.14]. Currently, these documents are created manually, although they are not specified for every situation. For example, there is no tipping point defined for this Eursotar case. So, FlexSIPP provides a safe and automated alternative to the industry.

Railway Replanning with Flexibility

The railway network is divided into *blocks*, and only one train is allowed inside a block at a time. A common safety procedure uses a trackside signal to inform train drivers whether a block is occupied. To calculate when a block is free to enter, the railway industry uses *blocking times*, which can be calculated precisely using the length of the block, the speed of the train, the reaction time of the driver, and the time it takes the train to clear the block (Goverde, Corman, and D’Ariano 2013). The blocking times can be visualized over the travel distance as in Figure 4. In this example, two trains follow each other on the same route. As long as the blocking times do not overlap, no conflict arises between these two trains. We find the minimum separation of two trains, called the *headway*, when two trains directly follow each other in at least one block, which is referred to as the *critical block*. The flexibility of trains is thus easily visualized as the gaps between their blocking times, in industry referred to as *buffer time*, which also depends on the flexibility in the next block.

Now, we show how to model the Railway Replanning Problem as a Flexible Multi-Agent Delay Replanning problem. Each block is a configuration x , allowing one agent to enter a block at a time. We represent the railway network in a routing graph, connecting blocks based on whether a train travels directly from one to another (Kemmeren 2025). The blocking times are used to calculate the traversal times Δ between blocks. From a given timetable, we generate the @SIPP graph for the delayed train and extract the trajectories of other trains, which are the dynamic obstacles. Based on this timetable, we then compute the flexibility of the other trains, given by the blocking time computations. Finally, we also allow the delayed agent to be a completely new agent that was not included in the original plan II. In this case, the @SIPP graph that is given as input for Flexible Multi-Agent Delay Replanning has safe intervals that avoid conflicts with all agents from the original plan.

As a heuristic in the search procedure, we use the shortest distance to the goal configuration, without considering any other agents. As this never overestimates the cost of reaching this destination, the heuristic is *admissible*. The heuristic is also *consistent*, as it always decreases as we move closer to the goal location of the agent.

Evaluation

To demonstrate our method, we evaluate it on our case study. Moreover, we compare it to the other methods mentioned in the Background section: rSIPP (the replanning algorithm) and @MAEDeR (replanning in advance), answering the following research questions.

Q1 Can FlexSIPP provide tipping points for the case study of replanning a high-speed train over the regular tracks

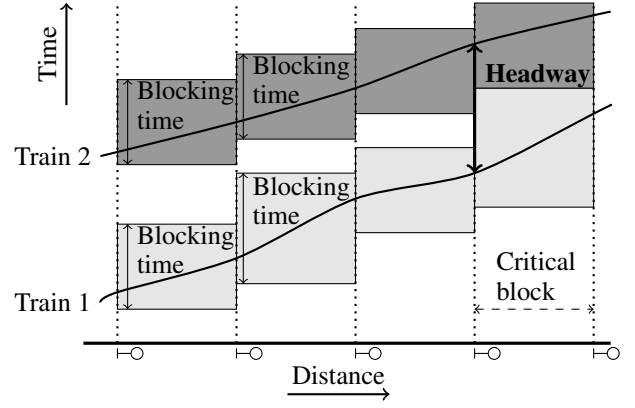


Figure 4: Two blocking time staircases of two trains along the same track. The rightmost block is the critical block. Adapted from Pachl (2021).

in the Netherlands?

Q2 Does FlexSIPP provide better plans for the case study than rSIPP and @MAEDeR in terms of minimizing the overall delay?

Q3 How do rSIPP, @MAEDeR, and FlexSIPP compare in terms of runtime?

Experimental Setup

FlexSIPP is implemented in two stages: the domain-specific implementation (written in Python) that processes the infrastructure and computes the @SIPP graph, and the search stage (written in C++) that takes an @SIPP graph and computes the any-start-time plan for the delayed agent with the amount of flexibility used. The search algorithm is domain-independent and generalizes to any @SIPP graph, offering flexibility in terms of safe intervals. The experiments were run on an AMD Ryzen 5600X with 32GB of RAM and a time limit of 1800 seconds for the search algorithm.

Running Example

First, we evaluate the example from Figure 1, where Figure 5 shows the results from this small experiment. We see that the path suggested by @MAEDeR is to depart between time 2 and time 4. Because agent a_2 only starts moving at $t = 10$, agent a_1 can still depart until time step 4 and clear configuration \bar{w} on time before a_2 occupies it. Since SIPP uses a continuous time representation, this interval is *until* time step 4, but for discrete time steps this would only be $t = 2, 3$. The other part of the ATF is for agent a_1 to cross the corridor after agent a_2 , starting from $t = 17$. FlexSIPP also finds both of these paths, but additionally finds one using flexibility. Agent a_1 can then start moving until (not including) $t = 7$, which would delay agent a_2 by four time steps. This is also the tipping point for this scenario, as shown in Example 3.

Case Study

Next, we plan to reroute the Eurostar train on the track from Rotterdam to Schiphol via Leiden. The case study uses infrastructure data provided by the Dutch railway company

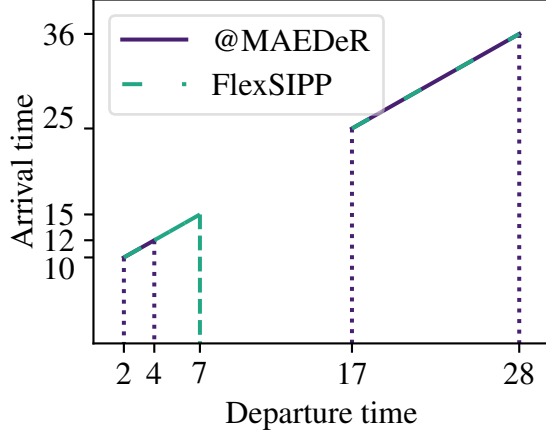


Figure 5: (Continuous) ATFs from FlexSIPP to solve the corridor example.

ProRail, which is confidential. The resulting infrastructure routing graph of the entire Dutch railway network consists of 9700 nodes with 247,600 routes, averaging 24.5 outgoing routes per node, which is reduced in size to 2.48 outgoing nodes by discarding shunting yards (Kemmeren 2025)[p.35]. For the case study experiments, we use the timetable data provided by the Dutch Railways.¹ We gathered the data on July 8, 2025, constructing four scenarios: 64 trains over a 432-minute timespan (resulting in 12293 safe edge intervals), 82 trains over a 456-minute timespan (resulting in 16510 safe edge intervals), 77 trains over a 492-minute timespan (resulting in 14356 safe edge intervals), and 82 trains over a 474-minute timespan (resulting in 16989 safe edge intervals), respectively.

For each scenario, we ran FlexSIPP to identify the tipping points for each of these trains, as planned for the Eurostar. Table 1 shows the tipping points found for one of the four scenarios. Each row represents a regular train that is delayed by the time specified in the ‘Delay’ column to accommodate the new Eurostar train passing at the point indicated by ‘Location’. The trains are simply numbered by their index in the scenario, and the delay location gives only the city in which the train must be delayed. As the railway industry does not define any tipping points for this Eurostar scenario, we cannot make a direct comparison. However, we do see that in most cases, no delay is incurred by the other train to accommodate the new Eurostar train, and we have several options to accommodate the Eurostar. We can answer **Q1** and say that yes, FlexSIPP provides tipping points for real-world case studies with many trains in a congested network.

Method Comparison

We compare the three algorithms rSIPP, @MAEDeR, and FlexSIPP in terms of runtime and the solution found. To answer **Q2**, we compare the number of paths found by rSIPP,

Table 1: Tipping points found by FlexSIPP for Scenario 4 (with 82 trains over a 474-minute timespan). Times are shown in the format mm:ss.

| Train | Location | Delay | Tipping point |
|-------|-----------|-------|---------------|
| 64 | Leiden | 00:00 | 03:59 |
| 32 | Hoofddorp | 02:07 | 05:00 |
| 20 | The Hague | 01:39 | 01:16 |
| | Delft | 00:00 | 05:00 |
| 51 | The Hague | 00:00 | 05:00 |
| 16 | Leiden | 00:00 | 05:00 |
| 11 | Hoofddorp | 03:42 | 04:58 |
| 70 | Schiedam | 00:00 | 05:00 |
| 18 | Delft | 00:00 | 05:00 |

Table 2: The number of paths found by the different algorithms for accommodating the Eurostar train, also showing the number of trains that are included in the scenario.

| Scenario | FlexSIPP | @MAEDeR | rSIPP |
|----------|----------|---------|-------|
| 1 | 5487 | 279 | 279 |
| 2 | 4418 | 564 | 564 |
| 3 | 4845 | 340 | 340 |
| 4 | 525 | 150 | 150 |

@MAEDeR, and FlexSIPP, as shown in Table 2. Important here is that several paths can be combined into one, which explains the difference between the number of paths in Table 2 and Table 1, depending on the underlying railway infrastructure. We clearly see that FlexSIPP identified significantly more paths than the other two methods. However, upon careful examination of the routes found, the plan devised by @MAEDeR (and rSIPP) forces the Eurostar to wait until all other trains have passed, and then the Eurostar can move at the end of the scenario. The scenarios we used have a fixed number of trains, although in reality, the trains do not actually stop running after this point. Our algorithm uses t^{\max} , which is set to some time after the last train arrives at its destination, therefore allowing @MAEDeR to plan trains at the end. This obviously results in a large overall delay (as the Eurostar has a very large delay), while FlexSIPP is able to plan the Eurostar earlier, reducing the overall delay. Therefore, we conclude that FlexSIPP provides better plans for the case study, answering **Q2**.

Finally, Table 3 shows the runtime components for all three methods for the four scenarios. The ‘Creation routes N ’ generates the routing graph from the railway infrastructure, then unsafe intervals (the conflicts) are generated, including the blocking time calculations, which are converted to safe intervals, upon which the flexibility is computed. The last three columns give the search time of the different algorithms, as the first steps are the same for all three algorithms. FlexSIPP spends more time searching than the other two algorithms. This is because it finds many more paths and thus needs to restart the search more often. The other time components are equal across the three methods,

¹<https://www.ns.nl/reisinformatie/ns-api>

Table 3: Table reporting the components of the runtime over the different algorithms for the different scenarios.

| Time Components | Scen 1 | Scen 2 | Scen 3 | Scen 4 |
|---------------------|--------|--------|--------|--------|
| Creation Routes N | 72.2 | 72.1 | 72.1 | 72.1 |
| Conflict gen. | 284.8 | 254.0 | 240.8 | 215.1 |
| Interval gen. | 10.7 | 9.4 | 8.7 | 8.9 |
| Flexibility gen. | 1.1 | 0.9 | 0.9 | 0.9 |
| Search FlexSIPP | 1190.8 | 1005.6 | 964.7 | 249.5 |
| Search @MAEDeR | 68.8 | 220.7 | 94.9 | 22.0 |
| Search rSIPP | 67.7 | 226.4 | 94.1 | 22.2 |

as they use the same construction of the @SIPP graph from the underlying data. As the scenarios use the whole Dutch railway network as an underlying graph, this takes quite some time. Although not visible here, the difference between @MAEDeR and rSIPP lies in when these computations are performed: for @MAEDeR, all these computations are done beforehand, whereas rSIPP must perform conflict and interval generation as well as search upon encountering a delay (Hanou et al. 2024). Moreover, the computations done by FlexSIPP can also be precomputed, similar to @MAEDeR. So, we answer **Q3** to say that FlexSIPP does require more runtime to search through the graph, as this is significantly larger. For further details on the railway replanning experiments, we refer to Kemmeren (2025)[Chapter 5].

Related Work

Our method uses flexibility to find a single-agent plan in multi-agent environments, so we discuss the Multi-Agent Pathfinding (MAPF) problem, where multiple agents need to reach their goal locations without creating conflicts with each other in their paths (Stern et al. 2019). More specifically, our application relates to replanning in MAPF settings, such as rerouting a specific agent, as well as planning for new agents within a previously planned scenario. Previous work on MAPF already used an extended problem formulation allowing new agents to appear (Švancara et al. 2019), using several methods: 1) replanning one new agent without influencing other agents, 2) replanning several new agents at once without influencing other agents, 3) replanning all agents, and 4) planning a route for the new agent, ignoring other routes and resolving conflicts while replanning. The first two methods do not allow changes to the plans of other agents, similar to MAEDeR’s problem formulation. The third method is very inefficient as it ignores previous information and has long computation times. The last method is more efficient and uses prior knowledge, but may result in suboptimal solutions. FlexSIPP strikes a new balance between computational efficiency and optimality by keeping the routes of all other agents, but adjusting their delays to create an opening for the new agent to plan (represented by an extended @SIPP graph).

Our SIPP representation allows for continuous time solutions, relating to Continuous MAPF approaches, such as Continuous Conflict-Based Search (CCBS) (Andreychuk et al. 2019). Their method is a full multi-agent approach, us-

ing an adopted SIPP algorithm as a low-level algorithm for path generation. However, their method focuses on planning and does not allow for replanning or flexibility.

In Lifelong MAPF, new goals are continuously added to the current scenario during execution. So, the plan must constantly be updated to accommodate the current scenario. While different strategies for replanning are used, such as replanning all agents, or just the affected agents (Zhang et al. 2024), these methods do not reuse the knowledge from solving the scenario in earlier timesteps. FlexSIPP could also be applied here to more efficiently use the information at different points in time and find a better overall solution.

Our approach solves a replanning problem for a delayed agent. We could use this to iteratively build a multi-agent plan by adding one agent at a time, which is closely related to Prioritised Planning (Morag et al. 2025). However, this would require deciding on the priority of the agents, which affects the flexibility of the agents as well.

In terms of replanning in railway networks, many methods use Mixed-Integer Linear Programming (MILP) models (Fang, Yang, and Yao 2015). Most often, the goal is to minimize the sum of all delays or maximize the robustness of the network, where the latter aims to find a timetable in which delayed trains are less likely to propagate and impact the scheduled times of other trains. FlexSIPP is able to quickly return the precomputed any-start-time plan with flexibility, or determine right away if no such plan can be found.

Conclusion

We introduce a new approach to replan a single delayed agent in a multi-agent context. Inspired by the railway operations, we allow other agents to be safely delayed, based on the temporal flexibility present in their original plans. The delayed agent can now have a start time previously considered unsafe, which becomes safe by safely delaying another agent, allowing us to use this inherent flexibility that was previously unused. As flexibility is based on their original plans, ensuring no conflicts occur with the added flexibility, we guarantee that the replanning of the delayed agent does not further impact any other agents. So, we can reorder a delayed agent and other agents from the original plan. We demonstrated that our method is effective in real-world settings, transforming detailed railway infrastructure into a simplified model using safe interval path planning. While able to handle the continuous time component and different speed profiles of agents, our method is also effective in simpler grid-world settings, such as Multi-Agent Pathfinding (e.g., our running example). Our method brings the single-agent replanning approach using any-start-time planning closer to a true multi-agent pathfinding approach.

Acknowledgements

This work is part of the NWO LTP-ROBUST RAIL Lab, a collaboration between the Delft University of Technology, Utrecht University, NS, and ProRail. More information at <https://icai.ai/icai-labs/rail/>.

References

- Andreychuk, A.; Yakovlev, K.; Atzmon, D.; and Stern, R. 2019. Multi-Agent Pathfinding with Continuous Time. In *Proceedings of the Twenty-Eighth International Joint Conference on Artificial Intelligence (IJCAI-19)*, volume 28, 39–45. Main Track.
- Fang, W.; Yang, S.; and Yao, X. 2015. A Survey on Problem Models and Solution Approaches to Rescheduling in Railway Networks. *IEEE Transactions on Intelligent Transportation Systems*, 16: 2997–3016.
- Goverde, R. M.; Corman, F.; and D’Ariano, A. 2013. Railway line capacity consumption of different railway signalling systems under scheduled and disturbed conditions. *Journal of Rail Transport Planning and Management*, 3(3): 78–94.
- Hanou, I.; Thomas, D. W.; Ruml, W.; and de Weerd, M. 2024. Replanning in Advance for Instant Delay Recovery in Multi-Agent Applications: Rerouting Trains in a Railway Hub. In *International Conference on Automated Planning and Scheduling*, volume 34.
- Kemmeren, E. 2025. *Introducing Flexibility in Any-Start-Time Safe Interval Path Planning: A Case Study on the Dutch Railway Network*. MSc thesis, Delft University of Technology.
- Morag, J.; Zhang, Y.; Koyfman, D.; Chen, Z.; Felner, A.; Harabor, D.; and Stern, R. 2025. Prioritised Planning: Completeness, Optimality, and Complexity. *Journal of Artificial Intelligence Research*, 84.
- NS. 2024a. Annual Report: Our Concession Indicators.
- NS. 2024b. Het komt maar weinig voor, maar soms wordt een station overgeslagen. <https://nieuws.ns.nl/het-komt-maar-weinig-voor-maar-soms-wordt-een-station-overgeslagen/>.
- Pachl, J. 2021. *Railway Signalling Principles*. Technische Universität Braunschweig.
- Phillips, M.; and Likhachev, M. 2011. SIPP: Safe interval path planning for dynamic environments. In *IEEE International Conference on Robotics and Automation*, 5628–5635. IEEE.
- ProRail. 2022. Netverklaring. Technical report, ProRail.
- ProRail. 2024. Jaarverslag. Technical report, ProRail.
- Stern, R.; Sturtevant, N. R.; Felner, A.; Keonig, S.; Ma, H.; Walker, T. T.; Li, J.; Atzmon, D.; Cohen, L.; Kumar, T. S.; Boyarski, E.; and Barták, R. 2019. Multi-Agent Pathfinding: Definitions, Variants, and Benchmarks. In *SoCS 2019: The 12th Annual Symposium on Combinatorial Search*, volume 12. Position Paper.
- Thomas, D. W.; Shimony, S. E.; Ruml, W.; Karpas, E.; Shperberg, S. S.; and Coles, A. 2023. Any-Start-Time Planning for SIPP. In *ICAPS23 Workshop on Heuristics and Search for Domain-Independent Planning*.
- Švancara, J.; Vlk, M.; Stern, R.; Atzmon, D.; and Barták, R. 2019. Online Multi-Agent Pathfinding. In *The Thirty-Third AAAI Conference on Artificial Intelligence (AAAI-19)*, volume 33. AAAI Technical Track: Planning, Routing, and Scheduling.
- Zhang, Y.; Chen, Z.; Harabor, D.; Le Bodic, P.; and Stuckey, P. J. 2024. Planning and Execution in Multi-Agent Path Finding: Models and Algorithms. In *Proceedings of the Thirty-Fourth International Conference on Automated Planning and Scheduling (ICAPS 2024)*, volume 34, 707–715.