

# Re-Rankers as Relevance Judges

Chuan Meng

The University of Edinburgh  
Edinburgh, United Kingdom  
chuan.meng@ed.ac.uk

Jiqun Liu

University of Oklahoma  
Norman, United States  
jiqunliu@ou.edu

Mohammad Aliannejadi

University of Amsterdam  
Amsterdam, The Netherlands  
m.aliannejadi@uva.nl

Fengran Mo

Université de Montréal  
Montréal, Canada  
fengran.mo@umontreal.ca

Jeff Dalton

The University of Edinburgh  
Edinburgh, United Kingdom  
jeff.dalton@ed.ac.uk

Maarten de Rijke

University of Amsterdam  
Amsterdam, The Netherlands  
m.derijke@uva.nl

## Abstract

Using large language models (LLMs) to predict relevance judgments has shown promising results. Most studies treat this task as a distinct research line, e.g., focusing on prompt design for predicting relevance labels given a query and passage. However, predicting relevance judgments is essentially a form of *relevance prediction*, a problem extensively studied in tasks such as re-ranking. Despite this potential overlap, little research has explored reusing or adapting established re-ranking methods to predict relevance judgments, leading to potential resource waste and redundant development. To bridge this gap, we reproduce re-rankers in a *re-ranker-as-relevance-judge* setup. We design two adaptation strategies: (i) using binary tokens (e.g., “true” and “false”) generated by a re-ranker as direct judgments, and (ii) converting continuous re-ranking scores into binary labels via thresholding. We perform extensive experiments on TREC-DL 2019–2023 with 8 re-rankers from 3 families, ranging from 220M to 32B, and analyse the evaluation bias exhibited by re-ranker-based judges. Results show that re-ranker-based relevance judges, under both strategies, can outperform UMBRELA, a state-of-the-art LLM-based relevance judge, in around 40%–50% of the cases; they also exhibit strong self-preference towards their own and same-family re-rankers, as well as cross-family bias.

## CCS Concepts

• Information systems → Evaluation of retrieval results.

## Keywords

Re-ranking, Relevance prediction, Relevance judgment

## 1 Introduction

Relevance judgments, which map each query to the documents that should be retrieved for it [49], play a critical role in information retrieval (IR). Accurate relevance judgments are essential for both training and evaluating ranking systems [48]. However, the manual annotation of relevance judgments is labour-intensive [3]. Recently, the IR community has witnessed a surge in the use of large language models (LLMs) for automatically predicting relevance judgments [4, 16, 19, 21, 33, 47, 52, 56], which has shown promising results [52].

Most studies tend to treat LLM-based relevance judging as a distinct line of research [19]. However, Soboroff [49] argues that

“asking a computer to decide if a document is relevant is no different from using a computer to retrieve documents and rank them in order of predicted degree of relevance,” and that both are “essentially predictions of relevance.” Similarly, Clarke and Dietz [9] argue that “there is no fundamental difference between an LLM-based relevance assessment and an LLM-based re-ranking method.”

**Motivation.** This work is driven by two key motivations: (i) Despite the conceptual overlap between LLM-based relevance judgment prediction and ranking, little research has investigated how established ranking methods, such as re-rankers [27, 38], can be adapted for predicting relevance judgments. Building LLM-based judges while neglecting these ranking methods may lead to duplicated efforts and the underutilisation of mature relevance prediction resources. (ii) Although many studies [9, 17–19, 49] warn that using the same LLM for both ranking and evaluation may cause “circularity” (i.e., overinflated ranking performance), there is a lack of empirical studies looking into this issue.

**Research goal.** In this paper, we examine *to what extent established findings on re-ranking are generalisable to the “re-ranker-as-relevance-judge” setup*. In other words, this work reproduces existing re-ranking methods under a new setting, namely as ranking evaluators. We revisit the following findings from the literature on re-ranking: (i) re-rankers based on larger language models generally outperform those based on smaller models [27, 38, 57]; (ii) reasoning-based re-rankers, which generate explicit reasoning chains before making relevance predictions, generally perform better than non-reasoning-based ones [57, 58]; and (iii) reasoning-based re-rankers demonstrate robustness [58].

**Challenge and solution.** The main challenge lies in the output format mismatch between relevance judgment prediction and re-ranking: the former assigns discrete labels (e.g., relevant or irrelevant) to query–document pairs, whereas the latter typically outputs continuous relevance scores to generate ranked lists. To bridge this gap, we devise two adaptation strategies: (i) *Direct generation*: for re-rankers that compute relevance scores from the output logits of special tokens (e.g., “true” and “false”) [38, 57], we directly use the final generated token as the predicted relevance judgment; and (ii) *Score thresholding*: converting continuous re-ranking scores into binary labels via a threshold.

**Scope.** Based on the two adaptation strategies described above, our study investigates the effectiveness of re-ranker-based relevance judges under each strategy. We first examine the following research questions: **RQ1**: Do re-rankers generalise as effective relevance



This work is licensed under a Creative Commons Attribution 4.0 International License.

judges through direct generation? **RQ2**: How do re-rankers perform when using score thresholding? Beyond effectiveness, using re-rankers as relevance judges may introduce evaluation bias and circularity [9, 17–19, 49]. Therefore, it is important to investigate the risk of bias introduced by re-ranker-based judges, and we further examine the following research question: **RQ3**: To what extent do re-ranker-based judges exhibit bias when evaluating re-rankers?

**Experiments.** We conduct experiments on the TREC 2019–2023 Deep Learning (TREC-DL) tracks [10–14], which provide dense and high-quality human-annotated relevance judgments. Our study considers 3 representative re-ranker families: monoT5 [38], RankLLaMA [27], both widely used in the ranking literature [30, 57, 58], and Rank1 [57], a recently proposed state-of-the-art reasoning-based re-ranker. In total, we include 8 re-rankers across the 3 families, with model sizes ranging from 220M to 32B parameters. We evaluate the resulting re-ranker-based relevance judges by measuring their agreement with TREC assessors using Cohen’s  $\kappa$  and by comparing system ranking. To provide a reference point for re-ranker-based relevance judges, we use UMBRELA [55, 56], a state-of-the-art LLM-based relevance judge.

**Lessons.** For RQ1 and RQ2, we find that most findings on re-ranking carry over to the “re-ranker-as-relevance-judge” setup under both adaptation strategies. We find that re-ranker-based relevance judges can achieve better performance than UMBRELA [55, 56], in around 40%–50% of the cases. Reasoning-based re-rankers (Rank1) generally outperform non-reasoning ones, and exhibit greater robustness across datasets. Scaling up model size tends to benefit system-ranking quality, but the gains are not always consistent. Score thresholding is particularly effective for re-rankers whose relevance scores are highly concentrated near the extremes; Rank1 shows substantially stronger robustness to threshold variation than other re-rankers. For RQ3, we find that re-ranker-based judges exhibit strong biases: they rate their own re-ranker highest, followed by same-family re-rankers and then others; they show cross-family bias (e.g., non-reasoning-based re-rankers prefer other non-reasoning-based families over the reasoning-based Rank1 family) and often overestimate BM25’s retrieval quality compared with UMBRELA.

Overall, the competitive performance of re-ranker-based judges provides empirical evidence suggesting that relevance judging is not a fundamentally new task but rather a specific case of *relevance prediction* (consistent with [9, 49]), indicating that the community can benefit from building relevance judges *on top of* well-established relevance predictors to reduce duplicated effort. Contemporaneous work [23] adapts monoT5 as a judge by adding trainable parameters.

**Contributions.** Our main contributions are as follows:

- To the best of our knowledge, we are the first to systematically reproduce re-rankers as relevance judgment predictors.
- We design two adaptation strategies, *direct generation* and *score thresholding*, to enable re-rankers to function as relevance judges.
- Experimental results show that re-ranker-based relevance judges can achieve better performance than UMBRELA in around 40%–50% of the cases while tending to exhibit strong self-preference towards their own and same-family re-rankers, as well as cross-family bias. We open source supplementary materials at <https://github.com/ChuanMeng/reranker-as-judge>.

## 2 Task Definition: From Re-ranking to Relevance Judging

Given that pointwise re-rankers are well studied in the IR community [27, 38, 57], and that many widely used IR evaluation metrics (e.g., Precision, Recall, MRR, and MAP) are commonly applied under binary relevance judgments, this paper focuses on pointwise re-rankers and binary relevance judgments.

Given a query  $q$  and a document  $d$ , a re-ranker  $f$  assigns a continuous relevance score  $s = f(q, d) \in \mathbb{R}$ , which is used to produce a final ranking by sorting documents according to these scores. To adapt a re-ranker  $f$  into a relevance judge,  $f$  instead outputs a discrete relevance label  $l = f(q, d) \in \{0, 1\}$ , where  $l = 1$  denotes that  $d$  is relevant to  $q$ , and  $l = 0$  otherwise.

## 3 Reproducibility Methodology

### 3.1 Research questions and experimental design

**RQ1** Do re-rankers generalise as effective relevance judges through direct generation?

To address **RQ1**, we use our proposed direct generation strategy (see Section 3.2.2 below for details) to adapt re-rankers as relevance judges and evaluate them in terms of judgment agreement with humans and system ranking.

**RQ2** Do re-rankers generalise as effective relevance judges through score thresholding?

To address **RQ2**, we use the same setup as **RQ1** but apply the score thresholding strategy (see Section 3.2.2) instead.

**RQ3** To what extent does a re-ranker-based judge show bias towards evaluating re-rankers?

To address **RQ3**, each re-ranker-based judge evaluates its underlying re-ranker and other re-rankers, inducing a ranking (based on an IR evaluation metric) over all re-rankers; we then analyse the bias exhibited by each judge (see Section 3.2.3).

### 3.2 Experimental setup

**3.2.1 Re-rankers with varying sizes.** We use 3 re-ranker families: monoT5 [38], RankLLaMA [27] and Rank1 [57]. monoT5 and RankLLaMA are widely-used in the literature [30, 57, 58], while Rank1 [57] is a recently proposed state-of-the-art reasoning-based re-ranker. All are pointwise re-rankers: given a query and a candidate document, they independently assign a relevance score, and the final ranking is produced by sorting documents according to these scores. All of them are trained on the training set of MS MARCO V1 [6].

- **monoT5** [38] fine-tunes T5 [41] to output one of two special tokens, “true” or “false”, depending on whether the document is relevant to the query. monoT5 applies a softmax over the logits of the “true” and “false” tokens, and uses the probability assigned to the “true” token as the relevance score.
- **RankLLaMA** [27] fine-tunes Llama 2 [53] using LoRA [24] to directly project the representation of the end-of-sequence token to a relevance score. Unlike monoT5, the relevance scores produced by RankLLaMA are unbounded real-valued scores rather than probabilities.
- **Rank1** [57] fine-tunes an LLM to generate reasoning traces before producing one of two special tokens, following the output

**Table 1: Statistics of the TREC 2019–2023 Deep Learning (TREC-DL) tracks [10–14]. For TREC-DL 2022 and 2023, we follow [56] and use relevance judgments after removing automatically propagated passages.**

Track	#Runs	# Queries	Relevance labels (0/1/2/3)
TREC-DL 2019	37	43	5,158 / 1,601 / 1,804 / 697
TREC-DL 2020	59	54	7,780 / 1,940 / 1,020 / 646
TREC-DL 2021	63	53	4,338 / 3,063 / 2,341 / 1,086
TREC-DL 2022	60	76	12,892 / 6,192 / 3,053 / 1,385
TREC-DL 2023	35	82	11,618 / 3,774 / 1,942 / 1,544

format “<think> ... </think> true/false”. Reasoning traces used for training are generated by DeepSeek’s R1 on MS MARCO. Similar to monoT5, Rank1 uses the probability assigned to the “true” token as the relevance score.

We also investigate the impact of re-ranker scaling on relevance judgment prediction. We include **monoT5-base** (220M), **monoT5-large** (770M), and **monoT5-3B**; **RankLLaMA-7B** and **RankLLaMA-13B**; and **Rank1-7B**, **Rank1-14B**, and **Rank1-32B**, covering 8 re-rankers with varying model architectures and sizes.

**3.2.2 Adaptation methods.** We devise two strategies for adapting re-rankers as re-ranker-based relevance judges:

- (1) *Direct generation* is specific to monoT5 [38] and Rank1 [57]. Instead of using the numerical relevance score, we directly map the model’s generated special token to a relevance label: if monoT5/Rank1 generates the token “true”, the document is labelled as “relevant”; if it generates “false”, it is labelled as irrelevant.
- (2) *Score thresholding* applies to all re-rankers. We convert their continuous relevance scores into binary labels by applying a pre-defined threshold: a document is predicted as relevant if its score is greater than or equal to the threshold, and irrelevant otherwise.

We focus on generating binary relevance judgments in this work. Many widely used IR evaluation metrics, such as Precision, Recall, MRR, and MAP, operate under binary relevance judgments, meaning that this setting covers most common IR evaluation scenarios. Extending these adaptation strategies to support graded relevance judgments is an interesting direction for future work, but is beyond the scope of this paper.

**3.2.3 Bias analysis: Re-ranker-based judges evaluating re-rankers.** Given the 8 re-rankers described in Section 3.2.1, we perform a bias analysis by examining how each re-ranker-based judge evaluates different ranking systems. For each judge, we curate 9 system runs: a BM25 retriever [46], and BM25 followed by each of the 8 re-rankers. Using relevance judgments produced by the judge, we compute standard IR evaluation metric values for each run and induce a ranking over the 9 systems. We then analyse the rankings to characterise the evaluation bias exhibited by each re-ranker-based judge. See Section 3.2.7 for technical details.

**3.2.4 Datasets.** Following recent studies [48, 56], we use the TREC 2019–2023 Deep Learning (TREC-DL) tracks [10–14]; see statistics in Table 1. TREC-DL 2019–2020 and 2021–2023 are based on the MS MARCO V1 and V2 passage ranking collections, containing 8.8M

and 138M passages, respectively. Following [7], we treat TREC-DL 2019–2020 as in-corpus evaluation, as all re-rankers used in this paper are trained on MS MARCO v1; in contrast, TREC-DL 2021–2023 can be considered an out-of-training-corpus evaluation, since TREC-DL 2021 onwards use the MS MARCO v2 collection. Each dataset has four relevance levels: perfectly relevant (3), highly relevant (2), related (1), and irrelevant (0). We follow the official TREC-DL papers [10–14], where passage relevance judgments are binarised by treating relevance levels  $\geq 2$  as positive. All relevance labels in TREC-DL 2019–2021 were manually annotated by the U.S. National Institute of Standards and Technology (NIST) assessors, whereas TREC-DL 2022 and 2023 also include automatically propagated labels assigned to near-duplicate passages. Following [56], we discard these propagated labels and retain only human annotations.

**3.2.5 Evaluation metric.** We evaluate from two perspectives: judgment agreement and system ranking. For agreement, following prior work [19, 31, 48], we compute Cohen’s  $\kappa$  between human-annotated relevance judgments (qrels) and those predicted by re-ranker-based judges. For system ranking, following [55, 56], we compute Kendall’s  $\tau$  correlation between system orderings in terms of an IR evaluation metric derived from TREC assessors’ judgments and from each re-ranker-based judge; a system ranking on a TREC-DL dataset refers to the ordering of all submitted runs for that dataset. For IR evaluation metrics, we follow prior studies and use MAP@100 [16, 19], MRR@10 [16].<sup>1</sup>

**3.2.6 Reference LLM-based judge.** To provide a comparison point for re-ranker-based relevance judges, we use UMBRELA [56], a state-of-the-art LLM-based relevance judge, as a reference. Note that the goal of this paper is not to develop a state-of-the-art judge that outperforms UMBRELA. Given a query and a document, UMBRELA prompts GPT-4o with a zero-shot descriptive, narrative, and aspects (DNA) prompting scheme [52].

**3.2.7 Implementation details.** For the re-ranker checkpoints, we use publicly available Hugging Face checkpoints for monoT5-base (220M), monoT5-large (770M), monoT5-3B (3B), RankLLaMA-7B, RankLLaMA-13B, Rank1-7B, Rank1-14B, and Rank1-32B.<sup>2</sup> For direct generation (RQ1), we record the special tokens generated by monoT5 and Rank1, following the default decoding settings from the original implementations. For score thresholding (RQ2), for each re-ranker-based judge, we select the threshold that yields the best performance on one TREC-DL dataset and apply it to another as follows: TREC-DL 19→20, TREC-DL 20→19, TREC-DL 21→22, TREC-DL 22→21, and TREC-DL 22→23. For bias analysis (RQ3), we use Pyserini BM25 [46] with the default parameters  $k1=0.9$ ,  $b=0.4$ .<sup>3</sup> BM25 retrieves the top 1,000 documents, which are then re-ranked by each re-ranker. For UMBRELA [56], we use graded relevance judgments generated by the original authors and binarise them; these judgments were kindly provided upon request. All experiments are conducted on RTX 6000 Ada (48GB) GPUs.

<sup>1</sup> We also include nDCG@10, with similar conclusions; due to space limitations, these results are available at <https://github.com/ChuanMeng/reranker-as-judge>.

<sup>2</sup> All checkpoints are publicly available on Hugging Face. Castorini (<https://huggingface.co/castorini>): monoT5-base-msmarco, monoT5-large-msmarco, monoT5-3b-msmarco, rankllama-v1-7b-lora-passage, rankllama-v1-13b-lora-passage; JHU-CLSP (<https://huggingface.co/jhu-clsp>): rank1-7b, rank1-14b, rank1-32b.

<sup>3</sup> <https://github.com/castorini/pyserini>



**Table 2: Relevance judgment agreement (Cohen’s  $\kappa$ ) between TREC assessors and each re-ranker-based relevance judge adapted via *direct generation*. The results of UMBRELA, state-of-the-art relevance judge, are included for reference. The best value in each column is boldfaced, while the second best is underlined.**

Method	TREC-DL 19	TREC-DL 20	TREC-DL 21	TREC-DL 22	TREC-DL 23
UMBRELA	<b>0.499</b>	<b>0.450</b>	<b>0.492</b>	<u>0.421</u>	<b>0.418</b>
monoT5 base	0.389	0.322	0.343	0.239	0.269
monoT5 large	0.425	0.323	0.340	0.246	0.291
monoT5 3B	0.386	0.385	0.402	0.279	0.335
Rank1-7B	0.429	<b>0.450</b>	<u>0.476</u>	<b>0.425</b>	0.382
Rank1-14B	<u>0.459</u>	<u>0.433</u>	<u>0.469</u>	<u>0.421</u>	<u>0.394</u>
Rank1-32B	0.452	0.421	0.455	0.420	0.380

**Table 3: Kendall’s  $\tau$  correlation coefficients between the system orderings induced by relevance judgments from TREC assessors and those predicted by each re-ranker-based relevance judge adapted via *direct generation*. Results are shown for system orderings based on MAP@100 and MRR@10. The results of UMBRELA, state-of-the-art relevance judge, are included for reference. The best value in each column is boldfaced, while the second best is underlined.**

Method	TREC-DL 19		TREC-DL 20		TREC-DL 21		TREC-DL 22		TREC-DL 23	
	MAP@100	MRR@10	MAP@100	MRR@10	MAP@100	MRR@10	MAP@100	MRR@10	MAP@100	MRR@10
UMBRELA	<b>0.946</b>	0.832	<b>0.930</b>	<u>0.837</u>	<b>0.921</b>	<b>0.868</b>	0.905	<b>0.774</b>	0.849	<b>0.844</b>
monoT5 base	0.883	<u>0.839</u>	0.799	0.807	0.858	0.731	0.810	0.606	0.792	0.479
monoT5 large	0.910	<b>0.841</b>	0.825	0.702	0.863	0.786	0.825	0.625	0.825	0.741
monoT5 3B	0.895	0.832	0.868	0.692	<u>0.906</u>	0.828	0.879	0.696	0.829	0.669
Rank1-7B	0.901	0.835	0.883	0.821	0.892	0.839	0.922	0.741	<u>0.889</u>	0.817
Rank1-14B	0.892	0.763	0.887	<b>0.847</b>	0.890	0.829	<b>0.937</b>	0.747	<b>0.909</b>	0.797
Rank1-32B	<u>0.916</u>	0.808	<u>0.889</u>	0.834	0.886	<u>0.836</u>	<u>0.927</u>	<u>0.759</u>	<u>0.899</u>	<u>0.834</u>

## 4 Results and Discussions

### 4.1 Re-rankers as judges via direct generation

To answer **RQ1**, we evaluate re-ranker-based relevance judges adapted from monoT5 [38] and Rank1 [57] via direct generation; we also use UMBRELA [56], a state-of-the-art LLM-based relevance judge, as a reference. Note that direct generation is not applicable to RankLLaMA [27], which produces continuous relevance scores without producing special tokens (e.g., “true” or “false”). Results are shown in Tables 2 (relevance judgment agreement in terms of Cohen’s  $\kappa$ ) and 3 (system ranking in terms of MAP@100 and MRR@10). We have three main observations.

First, monoT5- and Rank1-based judges achieve comparable or higher agreement (Cohen’s  $\kappa$ ) with TREC assessors than UMBRELA in roughly 40% of the cases, as well as comparable or better system-ranking correlations than UMBRELA in approximately 50% of the cases. For instance, as shown in Table 2, Rank1-7B achieves the same  $\kappa$  value (0.450) as UMBRELA on TREC-DL 20 and a higher value (0.425) on TREC-DL 22. Similarly, as shown in Table 3, monoT5-large achieves the highest Kendall’s  $\tau$  correlation in terms of MRR@10 on TREC-DL 19 (0.841), while Rank1-14B attains the highest correlation in terms of MRR@10 on TREC-DL 20 (0.847) and MAP@100 on TREC-DL 22 (0.937); on TREC-DL 23, Rank1-14B again yields the best MAP@100 correlation (0.909).

Second, Rank1-based judges generally outperform monoT5-based ones and exhibit greater robustness across datasets. In particular, monoT5 exhibits a clear performance drop on TREC-DL 22 and 23, whereas Rank1 remains relatively stable. For example, most Cohen’s  $\kappa$  values of monoT5 fall below 0.3 on TREC-DL 22 and

23, while Rank1-7B achieves the highest agreement on TREC-DL 22 (0.425) and Rank1-14B achieves the second-highest agreement on TREC-DL 23 (0.394). Note that all re-rankers are trained on the MS MARCO v1 passage ranking corpus [6]. While TREC-DL 19–20 are based on MS MARCO v1, TREC-DL 21–23 adopt the MS MARCO v2 passage ranking corpus. These observations suggest that reasoning-based Rank1 exhibits stronger robustness under corpus changes.

Third, scaling up re-rankers shows mixed results: it generally improves system-ranking performance, but does not consistently improve relevance judgment agreement. For example, Rank1-14B and Rank1-32B achieve higher Kendall’s  $\tau$  correlations than Rank1-7B in most cases; however, scaling from 14B to 32B does not yield a clear advantage. By contrast, Rank1-7B shows higher relevance agreement than Rank1-14B and Rank1-32B in 60% of the cases.

### 4.2 Re-rankers as judges via score thresholding

To answer **RQ2**, we evaluate re-ranker-based relevance judges adapted from monoT5 [38], RankLLaMA [27], and Rank1 [57] via score thresholding; we also use UMBRELA [56], a state-of-the-art LLM-based relevance judge, as a reference. See Section 3.2.7 for threshold selection details. We report results on Tables 4 (relevance judgment agreement in terms of Cohen’s  $\kappa$ ) and 5 (system ranking in terms of MAP@100 and MRR@10).

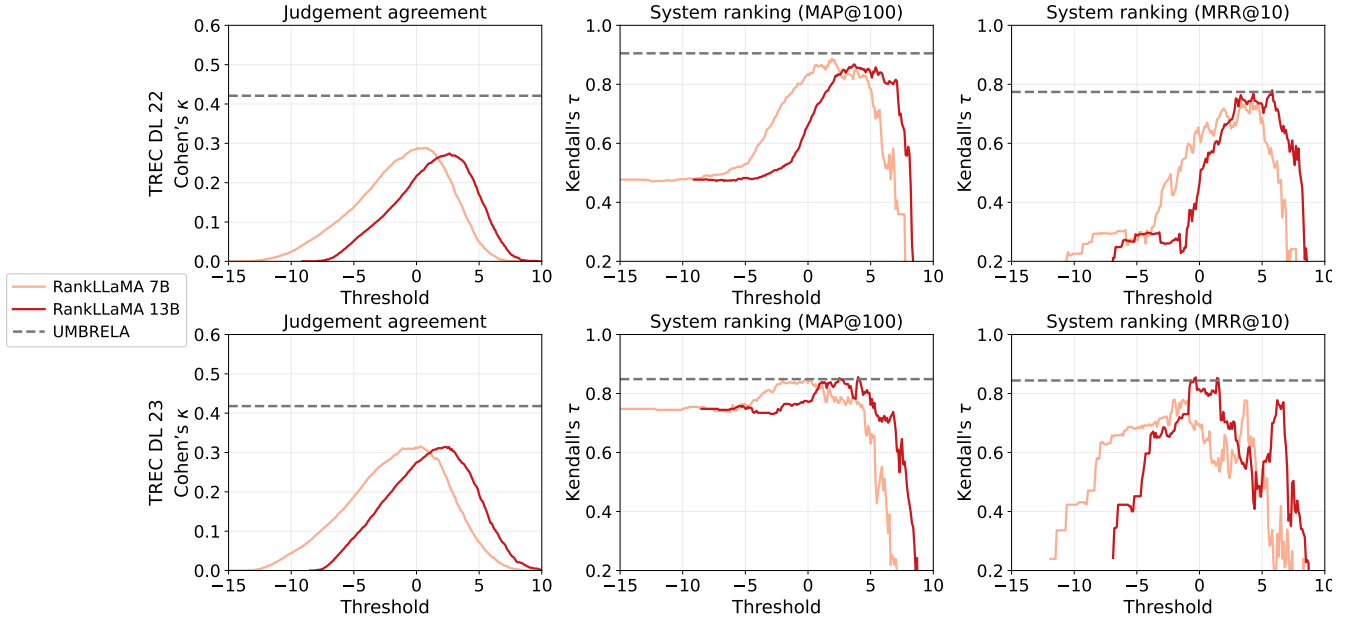
Similar to the results for **RQ1**, re-ranker-based judges achieve higher performance than UMBRELA in roughly 40% of the cases, in terms of both relevance judgment agreement and system-ranking correlations. Rank1-based judges continue to demonstrate stronger and more robust performance than monoT5-based judges. Scaling

**Table 4: Relevance judgment agreement (Cohen’s  $\kappa$ ) between TREC assessors and each re-ranker-based relevance judge adapted via *score thresholding*. The results of UMBRELA, state-of-the-art relevance judge, are included for reference. The best value in each column is boldfaced, while the second best is underlined.**

Method	TREC-DL 19	TREC-DL 20	TREC-DL 21	TREC-DL 22	TREC-DL 23
UMBRELA	<b>0.499</b>	<u>0.450</u>	<b>0.492</b>	0.421	<b>0.418</b>
monoT5 base	0.350	0.307	0.341	0.240	0.269
monoT5 large	0.398	0.311	0.373	0.256	0.295
monoT5 3B	0.391	0.364	0.273	0.273	0.336
RankLLaMA-7B	0.400	0.371	0.387	0.232	0.311
RankLLaMA-13B	0.407	0.340	0.360	0.260	0.314
Rank1-7B	0.443	<b>0.455</b>	<u>0.482</u>	<b>0.430</b>	0.386
Rank1-14B	<u>0.463</u>	0.438	0.472	0.425	<u>0.406</u>
Rank1-32B	0.454	0.417	0.461	<u>0.426</u>	0.392

**Table 5: Kendall’s  $\tau$  correlation coefficients between the system orderings induced by relevance judgments from TREC assessors and those predicted by each re-ranker-based relevance judge adapted via *score thresholding*. Results are shown for system orderings based on MAP@100 and MRR@10. The results of UMBRELA, state-of-the-art relevance judge, are included for reference. The best value in each column is boldfaced, while the second best is underlined.**

Method	TREC-DL 19		TREC-DL 20		TREC-DL 21		TREC-DL 22		TREC-DL 23	
	MAP@100	MRR@10	MAP@100	MRR@10	MAP@100	MRR@10	MAP@100	MRR@10	MAP@100	MRR@10
UMBRELA	<b>0.946</b>	0.832	<b>0.930</b>	<b>0.837</b>	<b>0.921</b>	<b>0.868</b>	0.905	<b>0.774</b>	0.849	<b>0.844</b>
monoT5 base	0.889	<b>0.846</b>	0.795	0.668	0.872	0.784	0.776	0.570	0.808	0.487
monoT5 large	0.898	0.749	0.832	0.714	0.870	0.814	0.833	0.668	0.815	0.669
monoT5 3B	0.892	0.818	0.868	0.752	<u>0.902</u>	0.842	0.887	0.727	0.835	0.719
RankLLaMA-7B	0.889	0.806	0.877	0.664	0.860	0.799	0.834	0.660	0.788	0.655
RankLLaMA-13B	0.892	0.781	0.876	0.651	0.856	<u>0.836</u>	0.841	<u>0.768</u>	0.785	0.700
Rank1-7B	<u>0.910</u>	<u>0.835</u>	0.884	0.795	0.881	0.844	0.919	0.725	0.886	<u>0.804</u>
Rank1-14B	0.898	0.763	0.887	0.820	0.889	0.822	<u>0.924</u>	0.746	<b>0.906</b>	0.797
Rank1-32B	<u>0.910</u>	0.808	<u>0.890</u>	<u>0.830</u>	0.882	0.835	<b>0.925</b>	0.751	<u>0.896</u>	<b>0.844</b>



**Figure 1: RankLLaMA’s performance across thresholds on TREC-DL 22 and 23. The best-performing threshold from TREC-DL 22 is used for TREC-DL 23.**

re-rankers again yields mixed results, tending to benefit system-ranking performance more than relevance judgment agreement.

Unlike the findings for **RQ1**, scaling Rank1 to 32B provides more gains than the 14B and 7B variants under score thresholding.

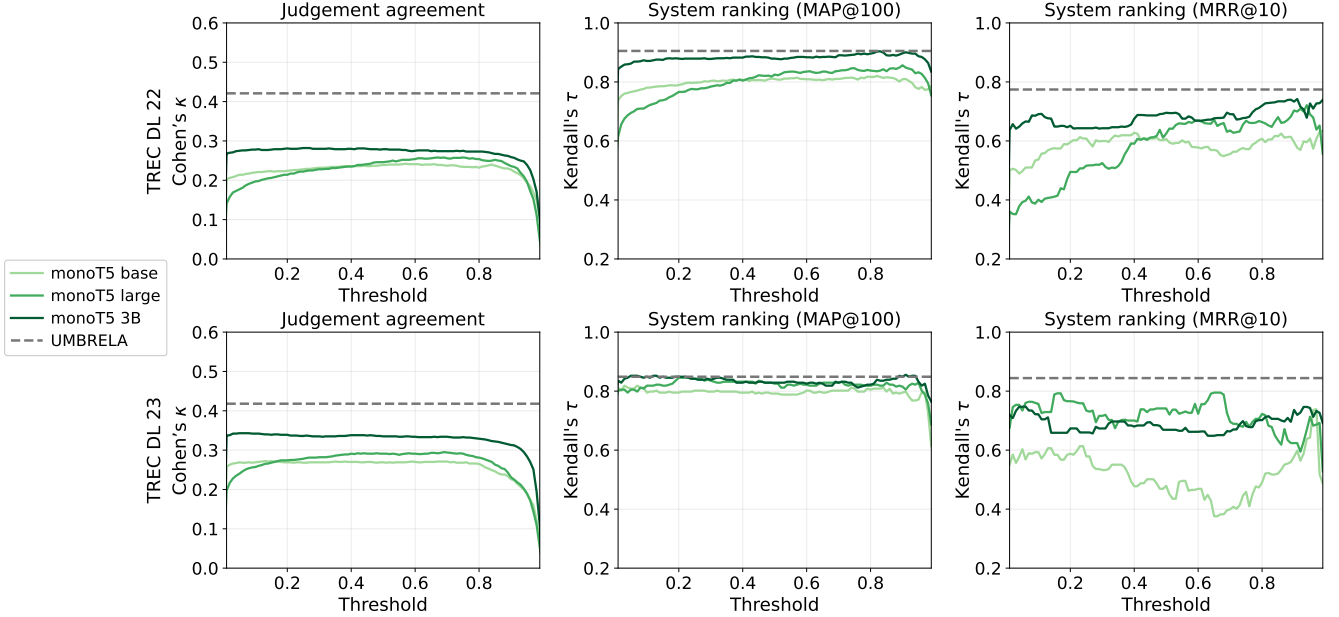


Figure 2: monoT5’s performance across thresholds on TREC-DL 22 and 23.

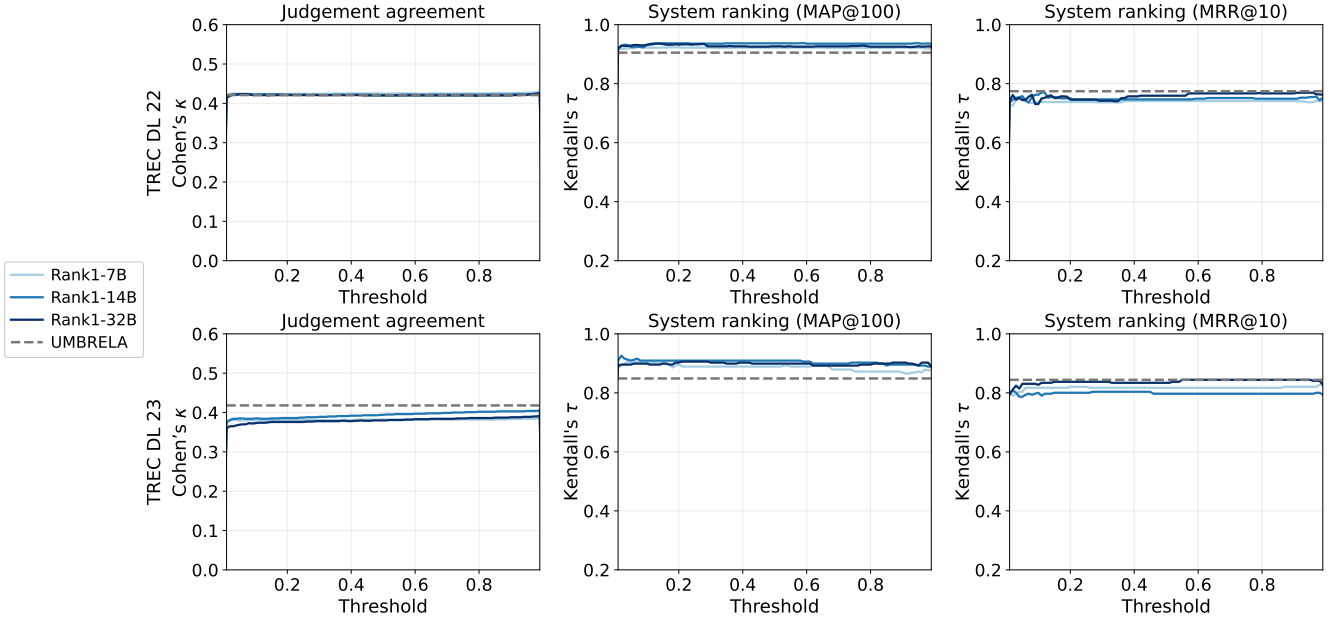


Figure 3: Rank1’s performance across thresholds on TREC-DL 22 and 23.

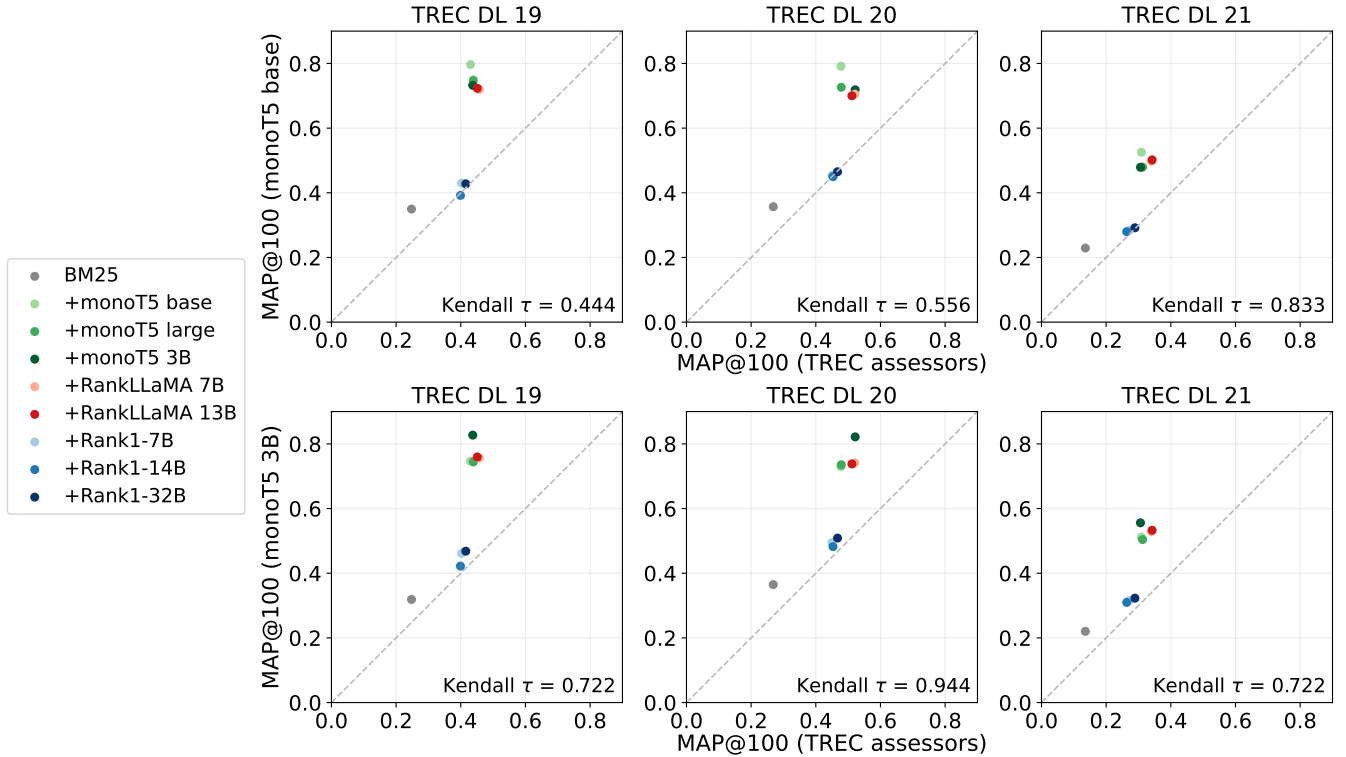
We make an additional observation: RankLLaMA-based judges generally underperform Rank1-based judges and do not show a clear advantage over monoT5-based ones. To further investigate this behaviour, we analyse the performance of RankLLaMA, monoT5, and Rank1 across different thresholds on TREC-DL 22 and 23, as shown in Figures 1, 2, and 3, respectively. Note that the best-performing threshold from TREC-DL 22 is applied to TREC-DL 23 (see Section 3.2.7 for details). Two key findings emerge. First, RankLLaMA exhibits substantial sensitivity to threshold selection for system-ranking performance, particularly for MRR@10. For example, as shown in Figure 1, the optimal threshold for RankLLaMA-13B in terms of MRR@10 is around 5 on TREC-DL 22, but shifts

to approximately 0 on TREC-DL 23. A similar degree of threshold sensitivity is also observed for monoT5 in terms of MRR@10.

Second, as shown in Figure 3, Rank1 demonstrates markedly stronger robustness to threshold variation than both RankLLaMA and monoT5. We perform a closer inspection: Rank1’s predicted relevance scores (in the range  $[0, 1]$ ) are highly concentrated near the extremes: scores are often close to 1 (e.g., 0.99) or near 0. In contrast, monoT5 produces a larger proportion of relevance scores in the middle of the  $[0, 1]$  range. As a result, Rank1-based judges are substantially less sensitive to the choice of threshold. The results suggest that highly concentrated relevance scores generalise more robustly across datasets under score thresholding.

**Table 6: Ranking performance of BM25 and BM25 with 8 re-rankers from 3 re-ranker families: monoT5 (220M, 770M, and 3B), RankLLaMA (7B and 13B), and Rank1 (7B, 14B, and 32B). BM25 retrieves the top 1,000 items, which are subsequently re-ranked by each re-ranker. Results are reported in terms of MRR@10 and MAP@100. We also report Judge@10 [40], which measures the fraction of items judged by human annotators among the top 10 ranked documents.**

Method	TREC-DL 19			TREC-DL 20			TREC-DL 21		
	MAP@100	MRR@10	Judge@10	MAP@100	MRR@10	Judge@10	MAP@100	MRR@10	Judge@10
BM25	0.248	0.702	1.000	0.269	0.653	0.994	0.136	0.498	1.000
BM25+monoT5 base	0.430	0.871	0.949	0.478	0.880	0.987	0.309	0.824	0.955
BM25+monoT5 large	0.439	0.873	0.949	0.479	0.831	0.976	0.313	0.833	0.955
BM25+monoT5 3B	0.437	0.867	0.965	0.522	0.886	0.989	0.306	0.793	0.957
BM25+RankLLaMA-7B	0.457	0.841	0.958	0.521	0.906	0.985	0.339	0.825	0.972
BM25+RankLLaMA-13B	0.451	0.895	0.977	0.512	0.861	0.978	0.342	0.851	0.972
BM25+Rank1-7B	0.402	0.810	0.847	0.450	0.790	0.824	0.272	0.778	0.757
BM25+Rank1-14B	0.399	0.754	0.809	0.453	0.736	0.856	0.263	0.735	0.713
BM25+Rank1-32B	0.416	0.828	0.830	0.467	0.774	0.880	0.289	0.750	0.777



**Figure 4: Scatter plots comparing system rankings based on relevance judgments from TREC assessors and monoT5 judges.**

### 4.3 Bias of re-ranker-based judges

To address **RQ3**, we curate 9 run files for each TREC-DL dataset: BM25 and BM25 followed by 8 each of re-rankers: monoT5 (220M, 770M, 3B), RankLLaMA (7B, 13B), and Rank1 (7B, 14B, 32B). See Sections 3.2.3 and 3.2.7 for details. Each re-ranker-based judge is used to evaluate and rank all systems, including both the re-ranked runs and the BM25 run, in terms of MAP@100.

As a sanity check, we first report the ranking performance of the 9 runs evaluated using TREC assessor-annotated relevance judgments on TREC-DL 19, 20, and 21 in Table 6. We observe that although Rank1 is shown to be an effective judge in **RQ1/RQ2**, it shows limited re-ranking quality under TREC assessor-annotated

qrels. E.g., BM25+Rank1-7B achieves MAP@100 scores of 0.402, 0.450, and 0.272 on TREC-DL 19, 20, and 21, respectively. Its judge@10 values (0.847, 0.824, 0.757) are clearly lower than those of BM25+RankLLaMA-7B (0.958, 0.985, 0.972) on the same datasets. This is likely because many relevant documents returned by Rank1 are not judged in the TREC qrels, leading to underestimated performance. Our finding is consistent with [57].

We then visualise the results using scatter plots comparing system rankings derived from relevance judgments of TREC assessors and those predicted by the re-ranker-based judges. Due to space limitations, we show results on TREC-DL 19, 20 and 21, with judges based on monoT5-base/3B, RankLLaMA-7B/13B, and Rank1-7B/32B

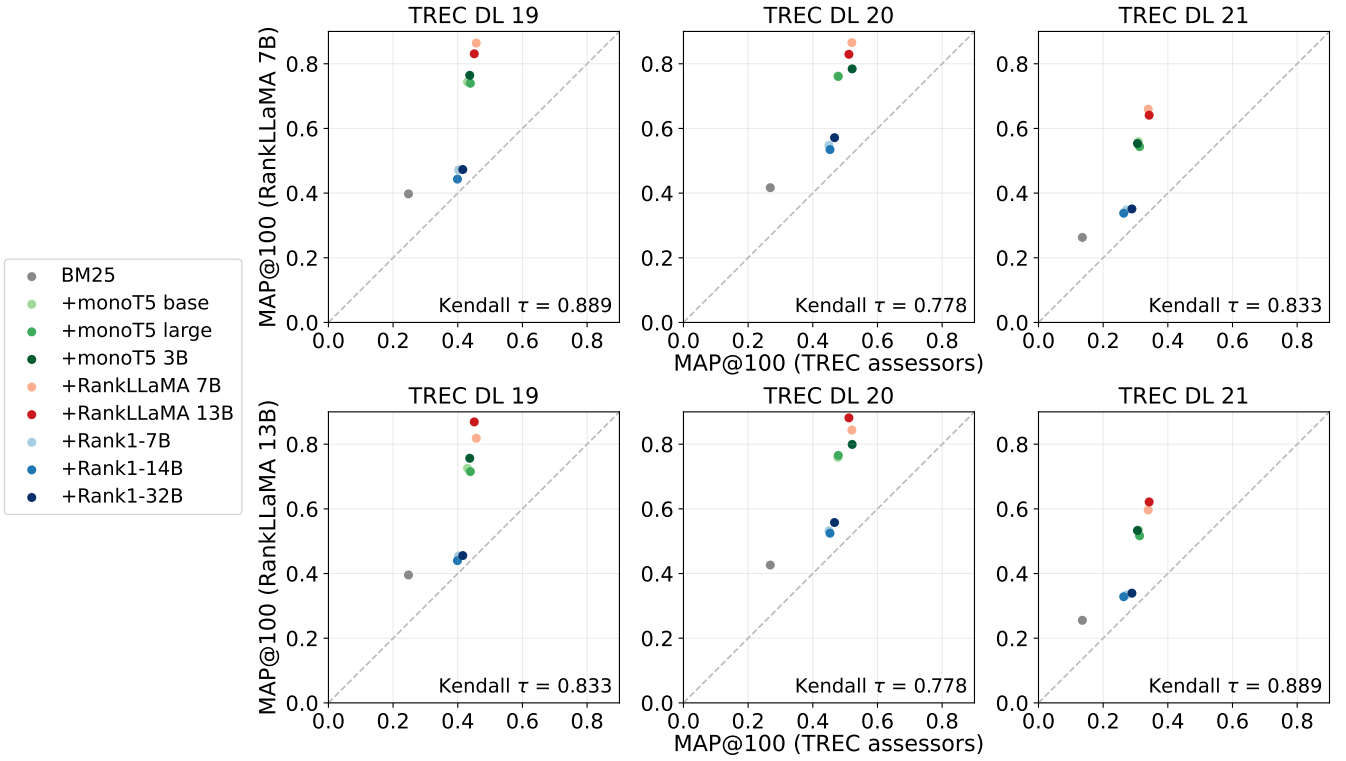


Figure 5: Scatter plots comparing system rankings based on relevance judgments from TREC assessors and RankLLaMA judges.

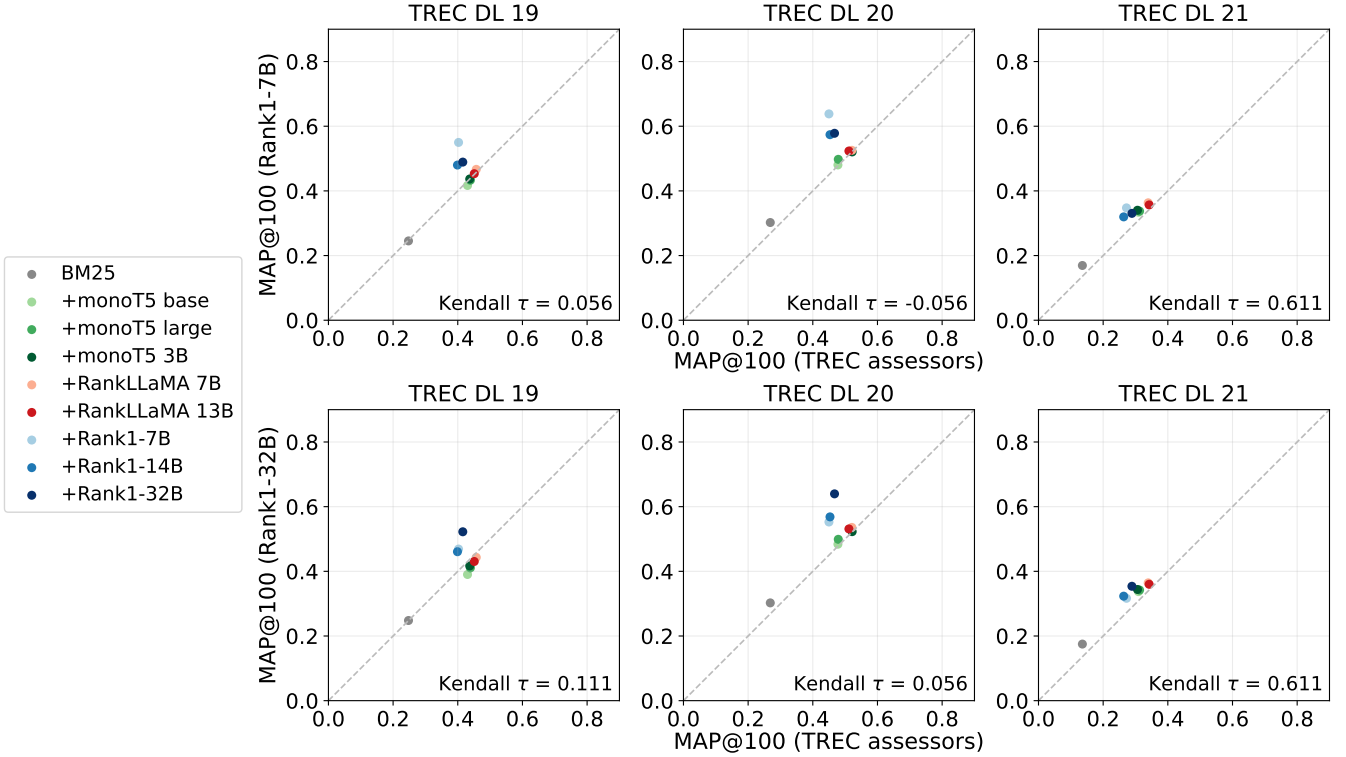


Figure 6: Scatter plots comparing system rankings based on relevance judgments from TREC assessors and Rank1-based judges.

in Figures 4, 5, and 6, respectively. Note that monoT5 and Rank1 use direct generation (RQ1), while RankLLaMA uses the thresholds



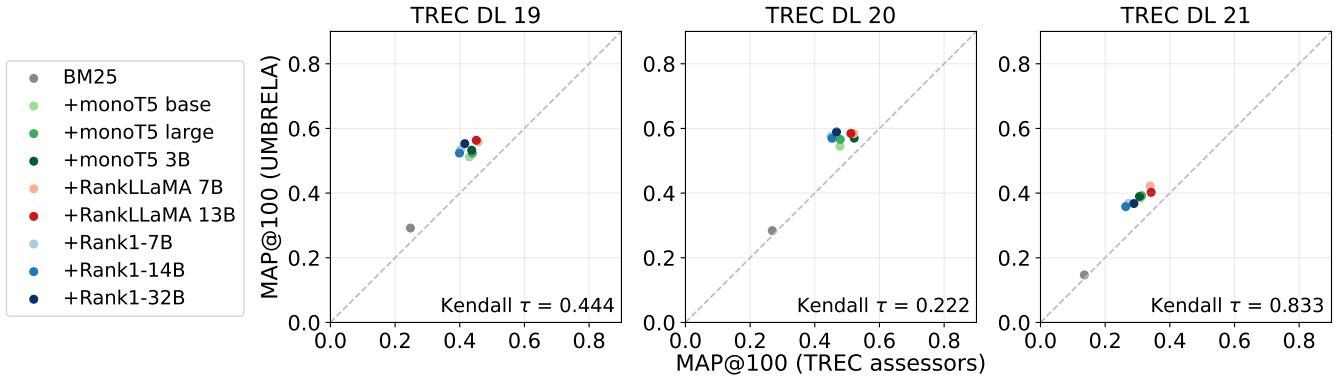


Figure 7: Scatter plots comparing system rankings based on relevance judgments from TREC assessors and UMBRELA.

found in [RQ2](#). UMBRELA is also shown as a reference judge in Figure 7. We make three main observations.

First, all re-ranker-based judges exhibit clear self-preference: each judge tends to assign the highest scores to its own re-ranker and to other re-rankers within the same family. E.g., in Figure 5, the RankLLaMA-7B judge ranks RankLLaMA-7B first and RankLLaMA-13B second, while the RankLLaMA-13B judge shows the reverse pattern.

Second, both monoT5 and RankLLaMA judges tend to rate each other as the second-best family after themselves. They consistently rate Rank1 much lower, in some cases placing its re-ranking performance close to that of BM25 alone. This indicates a cross-family bias: non-reasoning-based re-rankers favour other non-reasoning-based families over the reasoning-based Rank1 family.

Third, UMBRELA and Rank1 accurately predict BM25’s performance (BM25’s grey points lie close to the diagonal), whereas monoT5- and RankLLaMA-based judges tend to overestimate it.

## 5 Related Work

Recent studies on using LLMs as relevance judges can be broadly grouped into three lines of research. First, a large body of work focuses on methodologies for predicting relevance judgments, including prompt design [15, 19, 20, 52], fine-tuning LLMs on human-labelled data [2, 23, 31], in-context example selection [29], pipeline design [48], document summarisation [37], and ensembling multiple LLM-based judges [44]. Second, many studies analyse the behaviour of LLM-based judges, like investigating cognitive biases [8], preservation of ranking differences amongst top systems [39], and sensitivity to input variations [3, 5]. Third, several studies explore practical applications, including completing missing relevance judgments [1, 2, 23, 54], constructing fully synthetic test collections [42, 43], and combining manual and LLM-generated annotations to construct test collections under limited budgets [51].

The most closely related work includes [9, 49], [22], and [28]. [9, 49] discuss the conceptual connection between ranking and relevance judging; in contrast, we provide a systematic empirical study by reproducing re-rankers as relevance judges. [22] analyse evaluation bias and show that LLM-based judges (built following UMBRELA [56]) favour LLM-based search systems; in contrast, our work focuses on using re-rankers as relevance judges. [28] use a pairwise re-ranker in a one-shot setting with a known relevant document per query; in contrast, we study pointwise re-rankers in a more realistic setting without prior relevance information.

## 6 Conclusions & Future Work

In this work, we have reproduced 8 re-rankers from three families of varying sizes as relevance judges. To enable this, we have devised two adaptation strategies, direct generation and score thresholding, allowing re-rankers to function as relevance judges. Moreover, we have analysed evaluation bias exhibited by re-ranker-based judges. Overall, experiments on TREC-DL 2019–2023 show that most re-ranking findings carry over to the “re-ranker-as-relevance-judge” setting. Specifically, we observe that: (i) Under both strategies, re-ranker-based judges exhibit competitive performance, outperforming UMBRELA, a state-of-the-art LLM-based judge, in around 40%–50% of the cases. Amongst the re-ranker-based judges, reasoning-based Rank1 generally performs best and shows greater robustness across datasets. Scaling up re-ranker model size tends to be beneficial, but the gains are not always consistent. (ii) Score thresholding is particularly effective for re-rankers whose relevance scores are highly concentrated near the extremes; Rank1’s predicted relevance scores are often very close to 1 or near 0, making it less sensitive to threshold selection than other re-rankers. (iii) Re-ranker-based judges exhibit pronounced biases, favouring their own and same-family re-rankers, showing cross-family bias, and often overestimating BM25’s retrieval quality.

Our study further suggests that relevance judging is not a fundamentally new task but rather a specific case of *relevance prediction*, consistent with prior arguments [9, 49]. This connection implies that our community can benefit from building relevance judges *on top of* well-established relevance prediction methods (e.g., a re-ranker), rather than designing new relevance judges from scratch. By reusing existing models and data, we can reduce duplicated effort and avoid underutilisation of existing resources [25].

Future work includes: (i) Mitigating biases in re-ranker-based judges; inspired by recent work [23], adding adapter parameters to adapt a re-ranker as a relevance judge appears to be a promising direction. (ii) While many widely used IR metrics (e.g., Precision, Recall, MRR and MAP) operate under binary judgments, proposing adaptation strategies that support graded labels is a natural next step. (iii) It would be valuable to adapt re-rankers beyond pointwise ones (e.g., listwise ones [26, 45, 58]), and use other datasets with reasoning-intensive queries (e.g., BRIGHT [50]) or conversational queries [32, 34–36]. (iv) Rank1’s potentially underestimated performance (see Table 6) highlights the need for our community to re-examine unjudged documents returned by new rankers.

## Acknowledgments

This research was supported by a Turing AI Acceleration Fellowship funded by the Engineering and Physical Sciences Research Council (EPSRC), under grant number EP/V025708/1. It was also supported by the Dutch Research Council (NWO), under project numbers 024.004.022, NWA.1389.20.183, and KICH3.LTP.20.006, and the European Union under grant agreements No. 101070212 (FINDHR) and No. 101201510 (UNITE).

All content represents the opinion of the authors, which is not necessarily shared or endorsed by their respective employers and/or sponsors.

## References

- [1] Zahra Abbasiantaeb, Chuan Meng, Leif Azzopardi, and Mohammad Aliannejadi. 2024. Can We Use Large Language Models to Fill Relevance Judgment Holes? *arXiv preprint arXiv:2405.05600* (2024).
- [2] Zahra Abbasiantaeb, Chuan Meng, Leif Azzopardi, and Mohammad Aliannejadi. 2025. Improving the Reusability of Conversational Search Test Collections. In *ECIR*. 196–213.
- [3] Marwah Alaofi, Paul Thomas, Falk Scholer, and Mark Sanderson. 2024. LLMs can be Fooled into Labelling a Document as Relevant: best café near me; this paper is perfectly relevant. In *SIGIR-AP*. 32–41.
- [4] Negar Arabzadeh and Charles LA Clarke. 2025. Benchmarking LLM-based Relevance Judgment Methods. In *SIGIR*. 3194–3204.
- [5] Negar Arabzadeh and Charles LA Clarke. 2025. A Human-AI Comparative Analysis of Prompt Sensitivity in LLM-Based Relevance Judgment. In *SIGIR*. 2784–2788.
- [6] Payal Bajaj, Daniel Campos, Nick Craswell, Li Deng, Jianfeng Gao, Xiaodong Liu, Rangan Majumder, Andrew McNamara, Bhaskar Mitra, Tri Nguyen, Mir Rosenberg, Xia Song, Alina Stoica, Saurabh Tiwary, and Tong Wang. 2018. MS MARCO: A Human Generated Machine Reading Comprehension Dataset. *arXiv preprint arXiv:1611.09268* (2018).
- [7] Leonid Boytsov, David Akinpelu, Nipun Katyal, Tianyi Lin, Fangwei Gao, Yutian Zhao, Jeffrey Huang, and Eric Nyberg. 2025. Positional Bias in Long-Document Ranking: Impact, Assessment, and Mitigation. *arXiv preprint arXiv:2207.01262* (2025).
- [8] Nuo Chen, Jiqun Liu, Xiaoyu Dong, Qijiong Liu, Tetsuya Sakai, and Xiao-Ming Wu. 2024. AI Can Be Cognitively Biased: An Exploratory Study on Threshold Priming in LLM-Based Batch Relevance Assessment. In *SIGIR-AP*. 54–63.
- [9] Charles LA Clarke and Laura Dietz. 2024. LLM-based Relevance Assessment still Can't Replace Human Relevance Assessment. *arXiv preprint arXiv:2412.17156* (2024).
- [10] Nick Craswell, Bhaskar Mitra, Emine Yilmaz, and Daniel Campos. 2020. Overview of the TREC 2020 Deep Learning Track. In *TREC 2020*.
- [11] Nick Craswell, Bhaskar Mitra, Emine Yilmaz, Daniel Campos, and Ellen M. Voorhees. 2019. Overview of the TREC 2019 Deep Learning Track. In *TREC 2019*.
- [12] Nick Craswell, Bhaskar Mitra, Emine Yilmaz, Daniel Fernando Campos, and Jimmy Lin. 2021. Overview of the TREC 2021 Deep Learning Track. In *TREC 2021*.
- [13] Nick Craswell, Bhaskar Mitra, Emine Yilmaz, Daniel Fernando Campos, Jimmy Lin, Ellen M. Voorhees, and Ian Soboroff. 2022. Overview of the TREC 2022 Deep Learning Track. In *TREC 2022*.
- [14] Nick Craswell, Bhaskar Mitra, Emine Yilmaz, Hossein A. Rahmani, Daniel Campos, Jimmy Lin, Ellen M. Voorhees, and Ian Soboroff. 2023. Overview of the TREC 2023 Deep Learning Track. In *TREC 2023*.
- [15] Mouly Dewan, Jiqun Liu, and Chirag Shah. 2025. LLM-driven usefulness labeling for IR evaluation. In *Proceedings of the 48th International ACM SIGIR Conference on Research and Development in Information Retrieval*. 3055–3059.
- [16] Mouly Dewan, Jiqun Liu, and Chirag Shah. 2025. TRUE: A Reproducible Framework for LLM-Driven Relevance Judgment in Information Retrieval. *arXiv preprint arXiv:2509.25602* (2025).
- [17] Laura Dietz, Oleg Zendel, Peter Bailey, Charles Clarke, Ellese Cotterill, Jeff Dalton, Faegheh Hasibi, Mark Sanderson, and Nick Craswell. 2025. LLM-Evaluation Tropes: Perspectives on the Validity of LLM-Evaluations. *arXiv preprint arXiv:2504.19076* (2025).
- [18] Laura Dietz, Oleg Zendel, Peter Bailey, Charles LA Clarke, Ellese Cotterill, Jeff Dalton, Faegheh Hasibi, Mark Sanderson, and Nick Craswell. 2025. Principles and Guidelines for the Use of LLM Judges. In *ICTIR*. 218–229.
- [19] Guglielmo Faggioli, Laura Dietz, Charles LA Clarke, Gianluca Demartini, Matthias Hagen, Claudia Hauff, Noriko Kando, Evangelos Kanoulas, Martin Potthast, Benno Stein, et al. 2023. Perspectives on Large Language Models for Relevance Judgment. In *ICTIR*. 39–50.
- [20] Naghmeh Farzi and Laura Dietz. 2025. Criteria-Based LLM Relevance Judgments. In *ICTIR*. 254–263.
- [21] Naghmeh Farzi and Laura Dietz. 2025. Does UMBRELA work on other LLMs?. In *SIGIR*. 3214–3222.
- [22] Maik Fröbe, Andrew Parry, Ferdinand Schlatt, Sean MacAvaney, Benno Stein, Martin Potthast, and Matthias Hagen. 2025. Large Language Model Relevance Assessors Agree With One Another More Than With Human Assessors. In *SIGIR*. 2858–2863.
- [23] Lukas Gienapp, Martin Potthast, Harrison Scells, and Eugene Yang. 2025. Topic-Specific Classifiers are Better Relevance Judges than Prompted LLMs. *arXiv preprint arXiv:2510.04633* (2025).
- [24] Edward J Hu, Phillip Wallis, Zeyuan Allen-Zhu, Yuanzhi Li, Shean Wang, Lu Wang, Weizhu Chen, et al. 2021. LoRA: Low-Rank Adaptation of Large Language Models. In *ICLR*.
- [25] Tianji Jiang, Wenqi Li, and Jiqun Liu. 2025. The Landscape of Data Reuse in Interactive Information Retrieval: Motivations, Sources, and Evaluation of Reusability. *Journal of the Association for Information Science and Technology* 76, 9 (2025), 1258–1276.
- [26] Wenhan Liu, Xinyu Ma, Weiwei Sun, Yutao Zhu, Yuchen Li, Dawei Yin, and Zhicheng Dou. 2025. ReasonRank: Empowering Passage Ranking with Strong Reasoning Ability. *arXiv preprint arXiv:2508.07050* (2025).
- [27] Xueguang Ma, Liang Wang, Nan Yang, Furu Wei, and Jimmy Lin. 2024. Fine-Tuning LLaMA for Multi-Stage Text Retrieval. In *SIGIR*. 2421–2425.
- [28] Sean MacAvaney and Luca Soldaini. 2023. One-Shot Labeling for Automatic Relevance Estimation. In *SIGIR*. 2230–2235.
- [29] Jack McKechnie, Graham McDonald, and Craig Macdonald. 2025. Context Example Selection for LLM Generated Relevance Assessments. In *ECIR*. 293–309.
- [30] Chuan Meng, Negar Arabzadeh, Arian Askari, Mohammad Aliannejadi, and Maarten de Rijke. 2024. Ranked List Truncation for Large Language Model-based Re-Ranking. In *SIGIR*. 141–151.
- [31] Chuan Meng, Negar Arabzadeh, Arian Askari, Mohammad Aliannejadi, and Maarten de Rijke. 2025. Query Performance Prediction using Relevance Judgments Generated by Large Language Models. *TOIS* (2025).
- [32] Chuan Meng, Francesco Tonolini, Fengran Mo, Nikolaos Aletras, Emine Yilmaz, and Gabriella Kazai. 2025. Bridging the Gap: From Ad-hoc to Proactive Search in Conversations. In *SIGIR*. 64–74.
- [33] Simone Merlo, Stefano Marchesin, Guglielmo Faggioli, and Nicola Ferro. 2025. A Cost-Effective Framework to Evaluate LLM-Generated Relevance Judgments. In *CIKM*. 2115–2126.
- [34] Fengran Mo, Yifan Gao, Chuan Meng, Xin Liu, Zhuofeng Wu, Kelong Mao, Zhengyang Wang, Pei Chen, Zheng Li, Xian Li, et al. 2025. UniConv: Unifying Retrieval and Response Generation for Large Language Models in Conversations. In *ACL*. 6936–6949.
- [35] Fengran Mo, Chuan Meng, Mohammad Aliannejadi, and Jian-Yun Nie. 2025. Conversational Search: From Fundamentals to Frontiers in the LLM Era. In *SIGIR*. 4094–4097.
- [36] Fengran Mo, Jinghan Zhang, Yuchen Hui, Jia Ao Sun, Zhichao Xu, Zhan Su, and Jian-Yun Nie. 2025. ConvMix: A Mixed-Criteria Data Augmentation Framework for Conversational Dense Retrieval. *arXiv preprint arXiv:2508.04001* (2025).
- [37] Samaneh Mohtadi, Kevin Roitero, Stefano Mizzaro, and Gianluca Demartini. 2025. The Effect of Document Summarization on LLM-Based Relevance Judgments. *arXiv preprint arXiv:2512.05334* (2025).
- [38] Rodrigo Nogueira, Zhiying Jiang, Ronak Pradeep, and Jimmy Lin. 2020. Document Ranking with a Pretrained Sequence-to-Sequence Model. In *EMNLP*. 708–718.
- [39] David Otero, Javier Parapar, and Álvaro Barreiro. 2025. Limitations of Automatic Relevance Assessments with Large Language Models for Fair and Reliable Retrieval Evaluation. In *SIGIR*. 2545–2549.
- [40] Ronak Pradeep, Sahel Sharifymoghaddam, and Jimmy Lin. 2023. RankZephyr: Effective and Robust Zero-Shot Listwise Reranking is a Breeze! *arXiv preprint arXiv:2312.02724* (2023).
- [41] Colin Raffel, Noam Shazeer, Adam Roberts, Katherine Lee, Sharan Narang, Michael Matena, Yanqi Zhou, Wei Li, and Peter J Liu. 2020. Exploring the Limits of Transfer Learning with a Unified Text-to-Text Transformer. *Journal of Machine Learning Research* 21, 140 (2020), 1–67.
- [42] Hossein A. Rahmani, Nick Craswell, Emine Yilmaz, Bhaskar Mitra, and Daniel Campos. 2024. Synthetic Test Collections for Retrieval Evaluation. In *SIGIR*. 2647–2651.
- [43] Hossein A. Rahmani, Xi Wang, Emine Yilmaz, Nick Craswell, Bhaskar Mitra, and Paul Thomas. 2025. SynDL: A Large-Scale Synthetic Test Collection for Passage Retrieval. In *WWW*. 781–784.
- [44] Hossein A. Rahmani, Emine Yilmaz, Nick Craswell, and Bhaskar Mitra. 2025. JudgeBlender: Ensembling Automatic Relevance Judgments. In *WWW*. 1268–1272.
- [45] Mandeep Rathee, Sean MacAvaney, and Avishek Anand. 2025. Guiding Retrieval using LLM-based Listwise Rankers. In *ECIR*. 230–246.
- [46] Stephen E. Robertson, Steve Walker, Susan Jones, Micheline M Hancock-Beaulieu, Mike Gatford, et al. 1995. Okapi at TREC-3. *NIST Special Publication* 109 (1995), 109.

- [47] Tetsuya Sakai, Khant Myoe Rain, Rikiya Takehi, Sijie Tao, and Young-In Song. 2025. Open-Source LLM-based Relevance Assessment vs. Highly Reliable Manual Relevance Assessment: A Case Study. In *CIKM*. 5186–5190.
- [48] Julian A. Schnabel, Johanne R. Trippas, Falk Scholer, and Danula Hettiachchi. 2025. Multi-stage Large Language Model Pipelines Can Outperform GPT-4o in Relevance Assessment. In *WWW*. 1288–1292.
- [49] Ian Soboroff. 2025. Don’t Use LLMs to Make Relevance Judgments. *Information Retrieval Research* 1, 1 (2025), 29–46.
- [50] Hongjin Su, Howard Yen, Mengzhou Xia, Weijia Shi, Niklas Muennighoff, Han-yu Wang, Liu Haisu, Quan Shi, Zachary S. Siegel, Michael Tang, et al. 2025. BRIGHT: A Realistic and Challenging Benchmark for Reasoning-Intensive Retrieval. In *ICLR*.
- [51] Rikiya Takehi, Ellen M Voorhees, Tetsuya Sakai, and Ian Soboroff. 2025. LLM-Assisted Relevance Assessments: When Should We Ask LLMs for Help?. In *SIGIR*. 95–105.
- [52] Paul Thomas, Seth Spielman, Nick Craswell, and Bhaskar Mitra. 2024. Large Language Models Can Accurately Predict Searcher Preferences. In *SIGIR*. 1930–1940.
- [53] Hugo Touvron, Louis Martin, Kevin Stone, Peter Albert, Amjad Almahairi, Yasmine Babaei, Nikolay Bashlykov, Soumya Batra, Prajwal Bhargava, Shruti Bhosale, et al. 2023. Llama 2: Open Foundation and Fine-Tuned Chat Models. *arXiv preprint arXiv:2307.09288* (2023).
- [54] Shivani Upadhyay, Ehsan Kamalloo, and Jimmy Lin. 2024. LLMs Can Patch Up Missing Relevance Judgments in Evaluation. *arXiv preprint arXiv:2405.04727* (2024).
- [55] Shivani Upadhyay, Ronak Pradeep, Nandan Thakur, Daniel Campos, Nick Craswell, Ian Soboroff, and Jimmy Lin. 2025. A Large-Scale Study of Relevance Assessments with Large Language Models Using UMBRELA. In *ICTIR*. 358–368.
- [56] Shivani Upadhyay, Ronak Pradeep, Nandan Thakur, Nick Craswell, and Jimmy Lin. 2024. UMBRELA: Umbrella is the (Open-Source Reproduction of the) Bing RElevance Assessor. *arXiv preprint arXiv:2406.06519* (2024).
- [57] Orion Weller, Kathryn Ricci, Eugene Yang, Andrew Yates, Dawn Lawrie, and Benjamin Van Durme. 2025. Rank1: Test-Time Compute for Reranking in Information Retrieval. In *COLM*.
- [58] Eugene Yang, Andrew Yates, Kathryn Ricci, Orion Weller, Vivek Chari, Benjamin Van Durme, and Dawn Lawrie. 2025. Rank-K: Test-Time Reasoning for Listwise Reranking. *arXiv preprint arXiv:2505.14432* (2025).