

Hypothesize-Then-Verify: Speculative Root Cause Analysis for Microservices with Pathwise Parallelism

Lingzhe Zhang
Peking University
Beijing, China
zhang.lingzhe@stu.pku.edu.cn

Tong Jia*
Peking University
Beijing, China
jia.tong@pku.edu.cn

Yunpeng Zhai
Alibaba Group
Beijing, China
zhaiyunpeng.zyp@alibaba-inc.com

Leyi Pan
Tsinghua University
Beijing, China
panly24@mails.tsinghua.edu.cn

Chiming Duan
Peking University
Beijing, China
duanchiming@stu.pku.edu.cn

Minghua He
Peking University
Beijing, China
hemh2120@stu.pku.edu.cn

Pei Xiao
Peking University
Beijing, China
xiaopei@stu.pku.edu.cn

Ying Li*
Peking University
Beijing, China
li.ying@pku.edu.cn

Abstract

Microservice systems have become the backbone of cloud-native enterprise applications due to their resource elasticity, loosely coupled architecture, and lightweight deployment. Yet, the intrinsic complexity and dynamic runtime interactions of such systems inevitably give rise to anomalies. Ensuring system reliability therefore hinges on effective root cause analysis (RCA), which entails not only localizing the source of anomalies but also characterizing the underlying failures in a timely and interpretable manner. Recent advances in intelligent RCA techniques, particularly those powered by large language models (LLMs), have demonstrated promising capabilities, as LLMs reduce reliance on handcrafted features while offering cross-platform adaptability, task generalization, and flexibility. However, existing LLM-based methods still suffer from two critical limitations: (a) limited exploration diversity, which undermines accuracy, and (b) heavy dependence on large-scale LLMs, which results in slow inference. To overcome these challenges, we propose SpecRCA, a speculative root cause analysis framework for microservices that adopts a *hypothesize-then-verify* paradigm. SpecRCA first leverages a hypothesis drafting module to rapidly generate candidate root causes, and then employs a parallel root cause verifier to efficiently validate them. Preliminary experiments on the AIOps 2022 dataset demonstrate that SpecRCA achieves superior accuracy and efficiency compared to existing approaches, highlighting its potential as a practical solution for scalable and interpretable RCA in complex microservice environments.

CCS Concepts

• **Software and its engineering** → **Maintaining software.**

*Corresponding author.



This work is licensed under a Creative Commons Attribution 4.0 International License. *ICSE-NIER '26, Rio de Janeiro, Brazil*

© 2026 Copyright held by the owner/author(s).

ACM ISBN 979-8-4007-2425-1/2026/04

<https://doi.org/10.1145/3786582.3786803>

Keywords

Root Cause Analysis, Microservice, Speculative Verification

ACM Reference Format:

Lingzhe Zhang, Tong Jia*, Yunpeng Zhai, Leyi Pan, Chiming Duan, Minghua He, Pei Xiao, and Ying Li*. 2026. Hypothesize-Then-Verify: Speculative Root Cause Analysis for Microservices with Pathwise Parallelism. In *2026 IEEE/ACM 48th International Conference on Software Engineering (ICSE-NIER '26)*, April 12–18, 2026, Rio de Janeiro, Brazil. ACM, New York, NY, USA, 5 pages. <https://doi.org/10.1145/3786582.3786803>

1 Introduction

Microservice systems have become increasingly prevalent in cloud-native enterprise applications due to their scalability, modularity, and lightweight deployment [27]. Yet their complex, highly interconnected runtime behavior makes anomalies unavoidable, where a single failure may rapidly cascade across dependent services and trigger system-wide disruption [7, 19, 36]. Ensuring reliability therefore demands effective root cause analysis (RCA) — identifying the origin of anomalies and characterizing failure mechanisms in a timely and interpretable manner.

Manually troubleshooting root causes heavily rely on expert knowledge, which is not only inefficient but also becomes increasingly inadequate as system scale expands and business scenarios diversify [15, 16, 20, 23, 37, 41]. Consequently, achieving intelligent and automated diagnosis has become a core requirement for ensuring the stability and reliability of software systems. Existing diagnostic methods can be broadly categorized into rule-based approaches, machine learning methods with feature engineering, and deep learning models. Rule-based approaches depend on manually crafted rules, which are difficult to maintain in highly dynamic environments [6, 22]. Machine learning methods improve the degree of automation to some extent, but remain highly dependent on domain expertise, with feature extraction and construction being both labor-intensive and costly [1, 5, 32, 40]. Deep learning methods mitigate the reliance on manual feature design, but often suffer from poor interpretability and limited transferability across platforms and tasks [3, 14, 25, 26, 30, 33]. Overall, these methods face

common challenges, including lack of cross-platform generality, insufficient adaptability to dynamic system states, and inadequate automation to meet the demands of large-scale system operations.

Recently, the rapid advancement of LLMs has introduced new opportunities for failure diagnosis. With their powerful knowledge representation and reasoning capabilities, LLMs can reduce dependence on handcrafted features while offering strong cross-platform adaptability, task generalization, and flexibility, thereby alleviating the limitations of conventional methods [2, 4, 8–10, 12, 13, 17, 18, 21, 24, 28, 31, 34, 35, 38, 39]. Existing efforts can be broadly grouped into three categories: (i) early explorations that demonstrate the potential of LLMs for root cause analysis [2, 10, 11, 13, 21, 29, 35], (ii) systematic solutions that adopt multi-agent architectures [8, 9, 17, 18, 31, 34, 38], and (iii) knowledge-enhanced approaches such as retrieval-augmented generation (RAG) [4, 11, 12, 28, 39]. Despite these promising directions, the practical adoption of LLM-based RCA in real-world microservices still faces critical challenges:

- **Limited Exploration Diversity Leading to Suboptimal Accuracy.** Existing LLM-based RCA methods — including multi-agent voting (e.g., mABC [38]) and training-time exploration enhancement (e.g., ThinkFL [34]) — still tend to converge on similar reasoning paths during inference. As a result, alternative hypotheses remain underexplored, leading to accuracy ceilings even when additional agents or repeated evaluations are used.
- **Overreliance on Large-Scale LLMs Resulting in Slow Inference.** Recent approaches remain dependent on large closed-source or high-parameter LLMs (e.g., Claude, GPT-4o) to perform knowledge reasoning, long-context processing, or multi-round interaction (e.g., RCLAgent [31], COCA [4]). Even when using mid-sized models (e.g., QwQ-32B), multi-agent communication introduces multi-turn latency, making current solutions impractically slow for real-time microservice RCA.

To address these challenges, we propose **SpecRCA**, a speculative root cause analysis framework for microservices that incorporates *pathwise parallelism* and a *hypothesize-then-verify* paradigm.

For the first challenge, SpecRCA employs a *Hypothesis Drafting Model* that does not aim to produce the most accurate root cause list, but instead enumerates a broad and inclusive set of potential hypotheses. Each candidate root cause is explicitly treated as a hypothesis. For every hypothesis, a *Root Cause Verifier* independently evaluates its plausibility and provides supporting reasoning. Finally, a *Diagnosis Synthesizer* integrates all verification outcomes into a final diagnosis report. This enforced evaluation of each hypothesis ensures substantial exploration diversity, mitigating the tendency of prior methods to converge prematurely on shallow or homogeneous reasoning paths.

For the second challenge, SpecRCA strategically leverages models of different sizes to balance efficiency and accuracy. The Hypothesis Drafting Model is implemented as a lightweight machine learning model that enumerates possible root causes through data-driven analysis. The hypothesis verification stage employs fine-tuned lightweight LLMs (parameters < 3B), which execute verification tasks in parallel to accelerate inference. Only the Diagnosis Synthesizer relies on a larger-scale LLM, as this stage demands stronger reasoning and synthesis capabilities. By orchestrating models of varying

capacities in this way, SpecRCA achieves high exploration diversity while simultaneously reducing inference cost and latency.

We conduct preliminary experiments on the AIOps 2022 dataset. In terms of accuracy, SpecRCA surpasses the state-of-the-art methods in failure localization by approximately 12.14%. In terms of efficiency, SpecRCA is able to generate a complete diagnosis report within 20 seconds, significantly faster than existing approaches. These preliminary results demonstrate that SpecRCA achieves both higher diagnostic accuracy and substantially reduced inference latency, highlighting its potential for real-world deployment.

2 Methodology

Figure 1 provides a high-level view of the SpecRCA workflow. Upon detecting an anomaly in a microservice system, the framework collects abnormal operational data and a preceding segment of normal data (metrics, traces, and logs) to establish a behavioral baseline. Both datasets are then processed by the Hypothesis Drafting module, which efficiently generates a broad set of candidate root causes. These hypotheses are passed to the Root Cause Verifier for fine-grained validation, yielding reasoning and supporting evidence. Finally, the Diagnosis Synthesizer aggregates verification results, resolves inconsistencies, and outputs a coherent, interpretable diagnosis report.

2.1 Hypothesis Drafting

The goal of Hypothesis Drafting is to generate a comprehensive and prioritized set of candidate root causes from heterogeneous system signals. As illustrated in Figure 2, the module consists of three pipelines (metrics, traces and logs) that produce modality-specific suspiciousness scores which are then aligned to services and fused under topological constraints.

Metrics Analysis. This component consists of two main modules: *Anomalous Metric Detection* and *Granger Causality Analysis*, which together identify suspicious services based on deviations from normal operation and inter-service dependencies.

Anomalous Metric Detection quantifies the deviation of service-level metrics during abnormal periods. For each service i , the metrics collected in the abnormal period are denoted by $\mathbf{X}_{\text{abn}}^{(i)} = \{x_t^{(i)}\}_{t=1}^{T_{\text{abn}}}$, and the baseline metrics during normal operation by $\mathbf{X}_{\text{norm}}^{(i)} = \{x_t^{(i)}\}_{t=1}^{T_{\text{norm}}}$. The service-level anomalousness score is computed via the 1-Wasserstein distance, as calculated in Equation 1, where $W_1(P, Q) = \inf_{\gamma \in \Gamma(P, Q)} \mathbb{E}_{(x, y) \sim \gamma} [|x - y|]$.

$$\text{Score}_{\text{metric}}(i) = W_1(\mathbf{X}_{\text{norm}}^{(i)}, \mathbf{X}_{\text{abn}}^{(i)}) \quad (1)$$

Granger Causality Analysis leverages the temporal relationships between services to refine candidate root causes. For two services i and j with metric time series $x_t^{(i)}$ and $x_t^{(j)}$, service i is considered to Granger-cause service j if it satisfies the condition in Equation 2, where \mathcal{F}_{t-1} is the full past information and $\mathcal{F}_{t-1}^{(-i)}$ excludes the history of service i .

$$\text{Var}(x_t^{(j)} \mid \mathcal{F}_{t-1}^{(-i)}) > \text{Var}(x_t^{(j)} \mid \mathcal{F}_{t-1}) \quad (2)$$

Significant causal links are retained to adjust the anomalousness scores, producing a causality-weighted metric score, as illustrated in Equation 3, where $C(i)$ is the set of downstream services of i

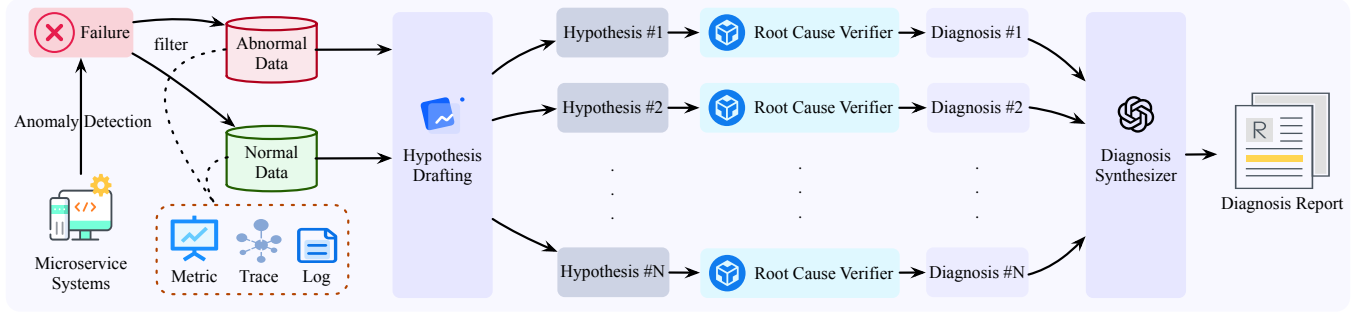


Figure 1: The overview of SpecRCA. SpecRCA follows a Hypothesize-Then-Verify paradigm: it first employs a Hypothesis Drafting module to quickly generate potential hypotheses, and then uses a Root Cause Verifier to validate them in parallel.

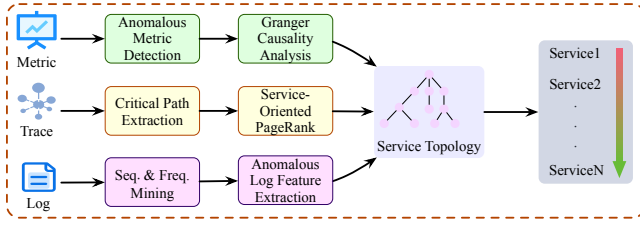


Figure 2: Hypothesis Drafting

in the service topology, β is a tunable influence coefficient, and $\mathbf{1}_{\text{Granger}(i \rightarrow j)}$ indicates whether the causal link is significant.

$$\text{Score}_{\text{metric}}^{\text{causal}}(i) = \text{Score}_{\text{metric}}(i) \cdot \left(1 + \sum_{j \in C(i)} \beta \cdot \mathbf{1}_{\text{Granger}(i \rightarrow j)} \right) \quad (3)$$

Trace Analysis. From distributed traces, we construct a call graph $G = (V, E)$ where V denotes services and E represents observed invocations. We first extract the *critical path* π^* with the largest latency contribution. For each node v on the path, define the residual latency as Equation 4, where $L_\tau(v)$ is the observed latency and $\bar{L}(v)$ is the baseline mean.

$$r_\tau(v) = L_\tau(v) - \bar{L}(v), \quad (4)$$

To rank suspicious services, we apply a trace-weighted *Service-Oriented PageRank* as Equation 5, where $M(\tau_u)$ is the accumulated residual latency on the critical path through node u , $N^-(v)$ denotes incoming neighbors of v , and α is the damping factor.

$$PR(v) = (1 - \alpha) \frac{1}{|V|} + \alpha \sum_{u \in N^-(v)} \frac{PR(u) \cdot M(\tau_u)}{\sum_{w \in N^-(v)} M(\tau_w)} \quad (5)$$

Log Analysis. Logs are first parsed into structured templates to unify heterogeneous log formats. Let $\mathcal{L}_s = \{l_1, l_2, \dots, l_n\}$ denote the sequence of templates for service s .

Sequence Mining. For each service, we model the normal log sequences $\mathcal{S}_{\text{norm}}(s)$ using sliding-window subsequences of length k . During anomalies, we observe sequences $\mathcal{S}_{\text{abn}}(s)$. The sequence anomaly score for a subsequence q is defined as Equation 6, where $P_{\text{norm}}(q)$ and $P_{\text{abn}}(q)$ are the probabilities of observing q under normal and abnormal conditions, respectively. This captures missing or newly emerging sequences indicative of anomalous behavior.

$$\text{SeqAnom}(q) = \left| \log \left(\frac{P_{\text{abn}}(q) + \epsilon}{P_{\text{norm}}(q) + \epsilon} \right) \right|, \quad (6)$$

Frequency Mining. To detect rare or bursty templates, we compute the template anomalousness score as Equation 7, where $\text{freq.}(t)$ counts occurrences of template t in the corresponding dataset.

$$\text{Burst}(t) = \frac{\text{freq}_{\text{abn}}(t) - \text{freq}_{\text{norm}}(t)}{\sqrt{\text{freq}_{\text{norm}}(t) + \epsilon}}, \quad (7)$$

Anomalous Log Feature Extraction. The service-level log anomalousness integrates sequence and frequency evidence as Equation 8, where $\mathcal{T}(s)$ denotes the set of templates associated with service s . This score provides a unified measure of anomalous patterns in both sequences and individual template occurrences.

$$\text{Anom}_{\log}(s) = \sum_{q \in \mathcal{S}_{\text{abn}}(s)} \text{SeqAnom}(q) + \sum_{t \in \mathcal{T}(s)} \text{Burst}(t), \quad (8)$$

Topology-Guided Integration. Candidate evidence from metrics, traces, and logs is fused into a service-level suspiciousness ranking, exploiting the service dependency topology $\mathcal{T} = (S, E)$.

Each service $s \in S$ receives an initial score, as shown in Equation 9, where w_m, w_t, w_l are modality weights.

$$\text{Score}_0(s) = w_m \cdot \max_j \text{GC}_{j \rightarrow s} + w_t \cdot PR(s) + w_l \cdot \text{Anom}_{\log}(s), \quad (9)$$

Suspiciousness propagates over topology to highlight hidden root causes, as calculated as Equation 10, with $\tilde{A} = D^{-1}A$ the normalized adjacency matrix and α controlling propagation strength.

$$\text{Score}^{(k+1)} = \alpha \cdot \tilde{A}^T \text{Score}^{(k)} + (1 - \alpha) \cdot \text{Score}_0 \quad (10)$$

Finally, to capture shared downstream dependencies, a common-child regularizer adjusts scores as Equation 11, where $C(s)$ is the set of direct downstream children of s , and λ balances the influence.

$$\text{Score}(s_i) \leftarrow \text{Score}(s_i) + \lambda \sum_{j \neq i} \frac{|C(s_i) \cap C(s_j)|}{|C(s_i) \cup C(s_j)|} \cdot \text{Score}(s_j), \quad (11)$$

2.2 Root Cause Verifier

The Root Cause Verifier is centered on the **RCALite** model, which performs verification reasoning on candidate root cause hypotheses using heterogeneous system data. As shown in Figure 3, the overall

workflow consists of three stages: distillation from a Teacher LLM, reward model learning, and reinforcement fine-tuning.

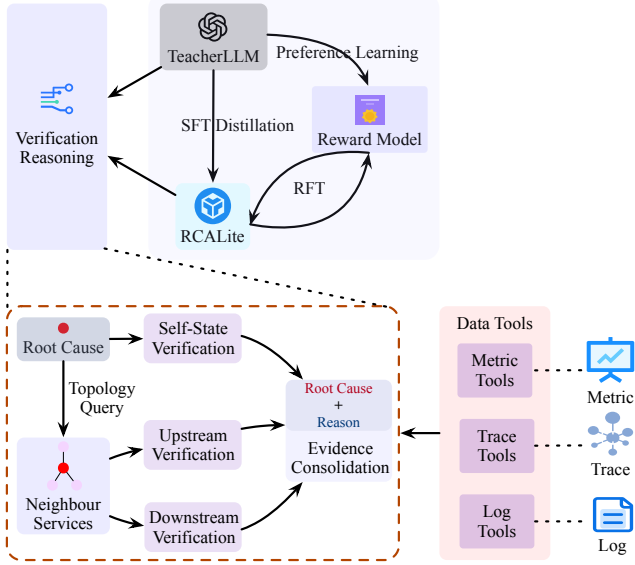


Figure 3: Root Cause Verifier

Teacher LLM Distillation. A high-capacity Teacher LLM, \mathcal{M}_T (Claude-3.5-Sonnet in this work), generates structured verification reasoning for each candidate hypothesis $h \in \mathcal{H}$. RCALite, denoted \mathcal{M}_R , is trained via supervised fine-tuning to mimic \mathcal{M}_T , as shown in Equation 12, where $\ell(\cdot, \cdot)$ is a token-level cross-entropy loss.

$$\mathcal{L}_{\text{SFT}} = \sum_{h \in \mathcal{H}} \ell(\mathcal{M}_R(h), \mathcal{M}_T(h)) \quad (12)$$

Reward Model and Reinforcement Fine-Tuning. To enhance reasoning reliability, a reward model \mathcal{R}_θ is learned via preference data from \mathcal{M}_T , and RCALite is fine-tuned using reinforcement learning. The training objective is to maximize expected reward, as illustrated in Equation 13, where π_ϕ denotes RCALite’s policy for generating verification reasoning traces, optimized using GRPO.

$$\mathcal{J}(\phi) = \mathbb{E}_{\mathcal{R}_R \sim \pi_\phi(\cdot|h)} [\mathcal{R}_\theta(\mathcal{R}_R)], \quad (13)$$

Verification Reasoning. During inference, RCALite receives a candidate root cause hypothesis h as input and performs structured verification reasoning to assess its validity. The verification process consists of four main components:

- (1) *Self-State Verification:* RCALite evaluates the internal consistency of the hypothesis with respect to the observed abnormal and normal system data, examining whether the hypothesis alone can account for the detected anomalies.
- (2) *Upstream Verification:* For each parent service p of the candidate service in the service topology, RCALite investigates whether anomalies in p could explain the observed system behavior, thus validating potential upstream influences.
- (3) *Downstream Verification:* For each child service c , RCALite analyzes whether the observed anomalies in c suggest that the true root cause might reside downstream rather than at the candidate service itself.

- (4) *Evidence Consolidation:* RCALite integrates the results from self-state, upstream, and downstream verification to produce a diagnosis. Based on the gathered evidence, it determines which component within the local neighborhood of the candidate hypothesis is most likely the actual root cause, providing detailed reasoning and supporting observations for its conclusion.

3 Preliminary Evaluation

To evaluate SpecRCA, we assess its feasibility and effectiveness on the AIOPS 2022 dataset. For this preliminary evaluation, RCALite is distilled from Claude-3.5 using Llama3.2-3B as the base model. At this stage, we have not yet performed the subsequent RFT process. The modality weights are set as $w_m = 0.3$, $w_t = 0.4$, and $w_l = 0.2$. For comparison, we evaluate SpecRCA against RCAGENT and mABC, both of which are based on Qwen-2.5-Plus.

Table 1: Evaluation Results. Accuracy measured by Recall@K and MRR; speed measured in seconds per query (s/q).

Approach	Recall@1	Recall@3	Recall@5	MRR	Speed (s/q)
RCAGENT	22.10	28.40	30.25	23.95	52.79
mABC	34.19	42.13	44.51	38.46	83.17
SpecRCA	61.34	75.72	81.63	62.64	9.89

The evaluation results are summarized in Table 1. SpecRCA significantly outperforms both RCAGENT and mABC across all accuracy metrics, achieving a Recall@1 of 61.34%, Recall@3 of 75.72%, Recall@5 of 81.63%, and an MRR of 62.64%. In terms of efficiency, SpecRCA demonstrates a substantial advantage, generating a diagnosis in only 9.89 seconds per query, which is considerably faster than the baseline approaches. These preliminary results highlight the effectiveness of SpecRCA in both accuracy and inference speed.

4 Conclusion

To address the key limitations of current LLM-based RCA methods—(a) limited exploration diversity and (b) overreliance on large-scale LLMs—we propose SpecRCA, a speculative root cause analysis framework for microservices that leverages pathwise parallelism and follows a hypothesize-then-verify paradigm. The effectiveness of this approach is demonstrated through preliminary evaluation on a prototype implementation.

5 Future Plans

We plan to pursue two main directions. First, we aim to further refine the implementation of SpecRCA, including applying RFT to fine-tune RCALite, which has so far only undergone SFT distillation, and conducting additional experiments across more datasets to comprehensively evaluate SpecRCA’s performance. Second, the Diagnosis Synthesizer currently represents the primary bottleneck in inference speed. To address this, we plan to leverage diffusion-based large language models, which can accelerate generation through parallel decoding and thus significantly improve throughput.

Acknowledgments

This work is supported by Key RD Project of Guangdong Province, China (No.2020B010164003).

References

- [1] Anunay Amar and Peter C Rigby. 2019. Mining historical test logs to predict bugs and localize faults in the test logs. In *2019 IEEE/ACM 41st International Conference on Software Engineering (ICSE)*. IEEE, 140–151.
- [2] Yongqi Han, Qingfeng Du, Ying Huang, Jiaqi Wu, Fulong Tian, and Cheng He. 2024. The Potential of One-Shot Failure Root Cause Analysis: Collaboration of the Large Language Model and Small Classifier. In *Proceedings of the 39th IEEE/ACM International Conference on Automated Software Engineering*. 931–943.
- [3] Xiaoyun Li, Pengfei Chen, Linxiao Jing, Zilong He, and Guangba Yu. 2022. Swiss-Log: Robust anomaly detection and localization for interleaved unstructured logs. *IEEE Transactions on Dependable and Secure Computing* 20, 4 (2022), 2762–2780.
- [4] Yichen Li, Yulun Wu, Jinyang Liu, Zhihan Jiang, Zhuangbin Chen, Guangba Yu, and Michael R Lyu. 2025. COCA: Generative Root Cause Analysis for Distributed Systems with Code Knowledge. In *2025 IEEE/ACM 47th International Conference on Software Engineering (ICSE)*. IEEE, 1346–1358.
- [5] Qingwei Lin, Hongyu Zhang, Jian-Guang Lou, Yu Zhang, and Xuewei Chen. 2016. Log clustering based problem identification for online service systems. In *Proceedings of the 38th international conference on software engineering companion*. 102–111.
- [6] Siyang Lu, BingBing Rao, Xiang Wei, Byungchul Tak, Long Wang, and Liqiang Wang. 2017. Log-based abnormal task detection and root cause analysis for spark. In *2017 IEEE International Conference on Web Services (ICWS)*. IEEE, 389–396.
- [7] Nabor C Mendonça, Pooyan Jamshidi, David Garlan, and Claus Pahl. 2019. Developing self-adaptive microservice systems: Challenges and directions. *IEEE Software* 38, 2 (2019), 70–79.
- [8] Changhua Pei, Zexin Wang, Fengrui Liu, Zeyan Li, Yang Liu, Xiao He, Rong Kang, Tieying Zhang, Jianjun Chen, Jianhui Li, et al. 2025. Flow-of-Action: SOP Enhanced LLM-Based Multi-Agent System for Root Cause Analysis. In *Companion Proceedings of the ACM on Web Conference 2025*. 422–431.
- [9] Rui Ren. 2025. The Multi-Agent Fault Localization System Based on Monte Carlo Tree Search Approach. *arXiv preprint arXiv:2507.22800* (2025).
- [10] Devjeet Roy, Xuchao Zhang, Rashi Bhawe, Chetan Bansal, Pedro Las-Casas, Rodrigo Fonseca, and Saravan Rajmohan. 2024. Exploring LLM-based Agents for Root Cause Analysis. *arXiv preprint arXiv:2403.04123* (2024).
- [11] Komal Sarda, Zakeya Namrud, Marin Litoiu, Larisa Shwartz, and Ian Watts. 2024. Leveraging Large Language Models for the Auto-remediation of Microservice Applications: An Experimental Study. In *Companion Proceedings of the 32nd ACM International Conference on the Foundations of Software Engineering*. 358–369.
- [12] Shiwen Shan, Yintong Huo, Yuxin Su, Yichen Li, Dan Li, and Zibin Zheng. 2024. Face It Yourself: An LLM-Based Two-Stage Strategy to Localize Configuration Errors via Logs. *arXiv preprint arXiv:2404.00640* (2024).
- [13] Honghao Shi, Longkai Cheng, Wenli Wu, Yuhang Wang, Xuan Liu, Shaokai Nie, Weixv Wang, Xuebin Min, Chunlei Men, and Yonghua Lin. 2024. Enhancing Cluster Resilience: LLM-agent Based Autonomous Intelligent Cluster Diagnosis System and Evaluation Framework. *arXiv preprint arXiv:2411.05349* (2024).
- [14] Yicheng Sui, Yuzhe Zhang, Jianjun Sun, Ting Xu, Shenglin Zhang, Zhengdan Li, Yongqian Sun, Fangrui Guo, Junyu Shen, Yuzhi Zhang, et al. 2023. Logkg: Log failure diagnosis through knowledge graph. *IEEE Transactions on Services Computing* 16, 5 (2023), 3493–3507.
- [15] Yongqian Sun, Zihan Lin, Binpeng Shi, Shenglin Zhang, Shiyu Ma, Pengxiang Jin, Zhenyu Zhong, Lemeng Pan, Yicheng Guo, and Dan Pei. 2025. Interpretable failure localization for microservice systems based on graph autoencoder. *ACM Transactions on Software Engineering and Methodology* 34, 2 (2025), 1–28.
- [16] Dongjie Wang, Zhengzhang Chen, Jingchao Ni, Liang Tong, Zheng Wang, Yanjie Fu, and Haifeng Chen. 2023. Interdependent causal networks for root cause localization. In *Proceedings of the 29th ACM SIGKDD Conference on Knowledge Discovery and Data Mining*. 5051–5060.
- [17] Qi Wang, Xiao Zhang, Mingyi Li, Yuan Yuan, Mengbai Xiao, Fuzhen Zhuang, and Dongxiao Yu. 2025. TAMO: Fine-Grained Root Cause Analysis via Tool-Assisted LLM Agent with Multi-Modality Observation Data in Cloud-Native Systems. *arXiv preprint arXiv:2504.20462* (2025).
- [18] Zefan Wang, Zichuan Liu, Yingying Zhang, Aoxiao Zhong, Jihong Wang, Fengbin Yin, Lunting Fan, Lingfei Wu, and Qingsong Wen. 2024. Ragent: Cloud root cause analysis by autonomous agents with tool-augmented large language models. In *Proceedings of the 33rd ACM International Conference on Information and Knowledge Management*. 4966–4974.
- [19] Muhammad Waseem, Peng Liang, Mojtaba Shahin, Amleto Di Salle, and Gastón Márquez. 2021. Design, monitoring, and testing of microservices systems: The practitioners' perspective. *Journal of Systems and Software* 182 (2021), 111061.
- [20] Zhe Xie, Shenglin Zhang, Yitong Geng, Yao Zhang, Minghua Ma, Xiaohui Nie, Zhenhe Yao, Longlong Xu, Yongqian Sun, Wentao Li, et al. 2024. Microservice root cause analysis with limited observability through intervention recognition in the latent space. In *Proceedings of the 30th ACM SIGKDD Conference on Knowledge Discovery and Data Mining*. 6049–6060.
- [21] Zhiqiang Xie, Yujia Zheng, Lizi Ottens, Kun Zhang, Christos Kozyrakis, and Jonathan Mace. 2024. Cloud Atlas: Efficient Fault Localization for Cloud Systems using Language Models and Causal Insight. *arXiv preprint arXiv:2407.08694* (2024).
- [22] Jingmin Xu, Pengfei Chen, Lin Yang, Fanjing Meng, and Ping Wang. 2017. Logdc: Problem diagnosis for declaratively-deployed cloud applications with log. In *2017 IEEE 14th International Conference on e-Business Engineering (ICEBE)*. IEEE, 282–287.
- [23] Qingyang Yu, Nengwen Zhao, Mingjie Li, Zeyan Li, Honglin Wang, Wenchi Zhang, Kaixin Sui, and Dan Pei. 2024. A survey on intelligent management of alerts and incidents in IT services. *Journal of Network and Computer Applications* (2024), 103842.
- [24] Yunpeng Zhai, Shuchang Tao, Cheng Chen, Anni Zou, Ziqian Chen, Qingxu Fu, Shinji Mai, Li Yu, Jiaji Deng, Zouying Cao, et al. 2025. AgentEvolver: Towards Efficient Self-Evolving Agent System. *arXiv preprint arXiv:2511.10395* (2025).
- [25] Lingzhe Zhang, Tong Jia, Mengxi Jia, Ying Li, Yong Yang, and Zhonghai Wu. 2024. Multivariate Log-based Anomaly Detection for Distributed Database. In *Proceedings of the 30th ACM SIGKDD Conference on Knowledge Discovery and Data Mining*. 4256–4267.
- [26] Lingzhe Zhang, Tong Jia, Mengxi Jia, Hongyi Liu, Yong Yang, Zhonghai Wu, and Ying Li. 2024. Towards Close-To-Zero Runtime Collection Overhead: Raft-Based Anomaly Diagnosis on System Faults for Distributed Storage System. *IEEE Transactions on Services Computing* (2024).
- [27] Lingzhe Zhang, Tong Jia, Mengxi Jia, Yifan Wu, Aiwei Liu, Yong Yang, Zhonghai Wu, Xuming Hu, Philip Yu, and Ying Li. 2025. A Survey of AIOps in the Era of Large Language Models. *Comput. Surveys* (2025).
- [28] Lingzhe Zhang, Tong Jia, Mengxi Jia, Yifan Wu, Hongyi Liu, and Ying Li. 2025. ScalaLog: Scalable Log-Based Failure Diagnosis Using LLM. In *ICASSP 2025-2025 IEEE International Conference on Acoustics, Speech and Signal Processing (ICASSP)*. IEEE, 1–5.
- [29] Lingzhe Zhang, Tong Jia, Mengxi Jia, Yifan Wu, Hongyi Liu, and Ying Li. 2025. XRAGLog: A Resource-Efficient and Context-Aware Log-Based Anomaly Detection Method Using Retrieval-Augmented Generation. In *AAAI 2025 Workshop on Preventing and Detecting LLM Misinformation (PDLIM)*.
- [30] Lingzhe Zhang, Tong Jia, Xinyu Tan, Xiangdong Huang, Mengxi Jia, Hongyi Liu, Zhonghai Wu, and Ying Li. 2025. E-Log: Fine-Grained Elastic Log-Based Anomaly Detection and Diagnosis for Databases. *IEEE Transactions on Services Computing* (2025).
- [31] Lingzhe Zhang, Tong Jia, Kangjin Wang, Weijie Hong, Chiming Duan, Minghua He, and Ying Li. 2025. Adaptive Root Cause Localization for Microservice Systems with Multi-Agent Recursion-of-Thought. *arXiv preprint arXiv:2508.20370* (2025).
- [32] Lingzhe Zhang, Tong Jia, Kangjin Wang, Mengxi Jia, Yong Yang, and Ying Li. 2024. Reducing events to augment log-based anomaly detection models: An empirical study. In *Proceedings of the 18th ACM/IEEE International Symposium on Empirical Software Engineering and Measurement*. 538–548.
- [33] Lingzhe Zhang, Yunpeng Zhai, Tong Jia, Chiming Duan, Minghua He, Leyi Pan, Zhaoyang Liu, Bolin Ding, and Ying Li. 2025. MicroRemed: Benchmarking LLMs in Microservices Remediation. *arXiv preprint arXiv:2511.01166* (2025).
- [34] Lingzhe Zhang, Yunpeng Zhai, Tong Jia, Chiming Duan, Siyu Yu, Jinyang Gao, Bolin Ding, Zhonghai Wu, and Ying Li. 2025. ThinkFL: Self-Refining Failure Localization for Microservice Systems via Reinforcement Fine-Tuning. *arXiv preprint arXiv:2504.18776* (2025).
- [35] Lingzhe Zhang, Yunpeng Zhai, Tong Jia, Xiaosong Huang, Chiming Duan, and Ying Li. 2025. Agentfm: Role-aware failure management for distributed databases with llm-driven multi-agents. In *Proceedings of the 33rd ACM International Conference on the Foundations of Software Engineering*. 525–529.
- [36] Ling-Zhe Zhang, Xiang-Dong Huang, Yan-Kai Wang, Jia-Lin Qiao, Shao-Xu Song, and Jian-Min Wang. 2024. Time-tired compaction: An elastic compaction scheme for LSM-tree based time-series database. *Advanced Engineering Informatics* 59 (2024), 102224.
- [37] Shenglin Zhang, Sibo Xia, Wenzhao Fan, Binpeng Shi, Xiao Xiong, Zhenyu Zhong, Minghua Ma, Yongqian Sun, and Dan Pei. 2024. Failure diagnosis in microservice systems: A comprehensive survey and analysis. *ACM Transactions on Software Engineering and Methodology* (2024).
- [38] Wei Zhang, Hongcheng Guo, Jian Yang, Zhoujin Tian, Yi Zhang, Yan Chaoran, Zhoujun Li, Tongliang Li, Xu Shi, Liangfan Zheng, et al. 2024. mABC: Multi-Agent Blockchain-inspired Collaboration for Root Cause Analysis in Micro-Services Architecture. In *Findings of the Association for Computational Linguistics: EMNLP 2024*. 4017–4033.
- [39] Xuchao Zhang, Supriyo Ghosh, Chetan Bansal, Rujia Wang, Minghua Ma, Yu Kang, and Saravan Rajmohan. 2024. Automated root causing of cloud incidents using in-context learning with GPT-4. In *Companion Proceedings of the 32nd ACM International Conference on the Foundations of Software Engineering*. 266–277.
- [40] Xu Zhang, Yong Xu, Si Qin, Shilin He, Bo Qiao, Ze Li, Hongyu Zhang, Xukun Li, Yingmang Dang, Qingwei Lin, et al. 2021. Onion: identifying incident-indicating logs for cloud systems. In *Proceedings of the 29th ACM Joint Meeting on European Software Engineering Conference and Symposium on the Foundations of Software Engineering*. 1253–1263.
- [41] Zhouxixing Zhu, Cheryl Lee, Xiaoying Tang, and Pinjia He. 2024. HeMiRCA: Fine-grained root cause analysis for microservices with heterogeneous data sources. *ACM Transactions on Software Engineering and Methodology* 33, 8 (2024), 1–25.