

Phase-sensitive non-reciprocal transport in high-temperature superconductor

Guo-Liang Guo^{1,*} and Xin Liu^{1,2,3,†}

¹*Tsung-Dao Lee Institute, Shanghai Jiao Tong University, Shanghai 200240, China*

²*Hefei National Laboratory, Hefei 230088, China National Laboratory, Hefei 230088, China*

³*Shanghai Research Center for Quantum Sciences, Shanghai 201315, China*

We propose the superconducting diode effect (SDE) in a planar s -wave/ d -wave/ s -wave Josephson junction as a direct phase-sensitive probe of the d -wave pairing function in high- T_c superconductors. Asymmetric interface coupling breaks inversion symmetry and induces a spontaneous $\pm\pi/2$ phase difference, thereby breaking time-reversal symmetry without a magnetic field. In this TRS-broken state, the SDE emerges when single-Cooper-pair tunneling is enabled at the s - d interfaces, with its polarity and efficiency controllable by rotating the d -wave crystallographic orientation or perturbing its intrinsic C_4 symmetry. Our results reveal a robust link between nonreciprocal Josephson transport and pairing symmetry, establishing the SDE as a powerful diagnostic tool for high- T_c superconductors and a tunable element for superconducting electronics.

Introduction – Nonreciprocal transport, a hallmark of semiconductor p - n junctions [1, 2], also manifests in superconducting systems as a non-dissipative directional asymmetry in the critical supercurrent—a phenomenon known as the superconducting diode effect (SDE). This remarkable effect has garnered considerable attention in recent years [3–8], due to its unique charge transport properties and potential applications in next-generation cryoelectronic devices. In such systems, the magnitude of the critical current differs for opposite directions ($I_{c+} \neq I_{c-}$), enabling dissipationless current flow in one direction while being resistive in the other. This non-reciprocity effect has also been observed and explored in various systems involving Josephson junctions [9–12], commonly referred to as the Josephson diode effect (JDE). In general, a nonreciprocal supercurrent requires the simultaneous breaking of time-reversal symmetry (TRS) and inversion symmetry, and is typically accompanied by a non-sinusoidal current–phase relation (CPR), where higher Fourier components play a critical role [13]. The TRS breaking can arise from the magnetic or exchange fields [14–17], for which the JDE polarity is often an odd function of the applied field. More recently, field-free JDE has been demonstrated in several platforms, pointing to mechanisms based on spontaneous TRS breaking [18–20].

Particularly, the field-free JDE in high-temperature (high- T_c) superconductors with spontaneous TRS breaking is widely explored due to their high critical temperature and unconventional pairing function [21–27], both advantageous for further applications and the generation of JDE [28–33]. Despite extensive experimental evidence from angle-resolved photoemission spectroscopy, scanning tunneling microscopy, and phase-sensitive measurements supporting predominant d -wave pairing in cuprates, the pairing symmetry remains under debate [33–36]. Growing experiments and theoretical analysis

suggest a possible coexistence of an isotropic s -wave component and C_4 symmetry d -waves superconducting gap in cuprates [33, 37], which directly impacts Josephson coupling and, intriguingly, is often associated with finite JDE [29–33]. These observations highlight the opportunity to use nonreciprocal supercurrent not merely as an engineering functionality, but as a phase-sensitive probe of the superconducting order parameter in unconventional superconductors.

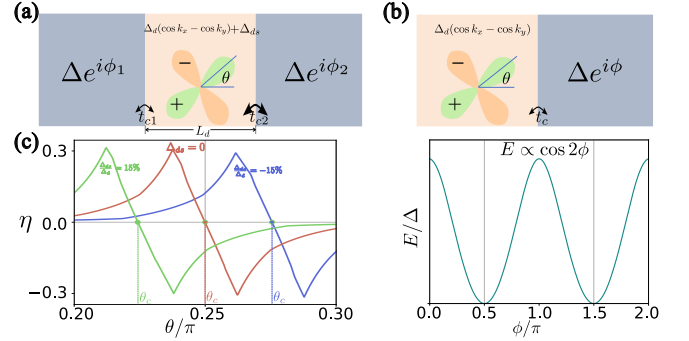


FIG. 1. (a) Schematic diagram of planar s - d - s Josephson junction with asymmetric s - d interface couplings $t_{c1} < t_{c2}$, θ the lobe angle of d -wave pairing function, L_d the d -wave length. (b) Schematic diagram of s - d Josephson junction, with the potential $E \propto \cos 2\phi$ at $\theta = \pi/4$, $\Delta_{ds}=0$. (c) Diode efficiency as a function of θ with different Δ_{ds} , with θ_c the critical point for reversing the polarity of η .

In this work, we exploit this concept by proposing a planar s - d - s Josephson junction [Fig.1(a)] as a field-free, symmetry-based probe of d -wave pairing. By intentionally engineering asymmetric s - d interface couplings, $t_{c2} > t_{c1}$, inversion symmetry is broken. For a d -wave lobe angle $\theta = \pi/4$, the s - d coupling forbids single-Cooper-pair tunneling, yielding a dominant second harmonic, $E(\phi) \propto \cos(2\phi)$, with minima at $\phi = \pm\pi/2$ [Fig. 1(b)]. This spontaneously breaks TRS by pinning a $\pm\pi/2$ phase difference at the stronger interface in planar s - d - s junction. However, due to a residual \mathbb{Z}_2 symmetry, $E(\Phi + \phi) = E(\Phi - \phi)$, the junction

* sjtu2459870@sjtu.edu.cn

† phyluxin@sjtu.edu.cn

behaves as a ϕ_0 junction without exhibiting the JDE. A finite JDE becomes feasible when single-Cooper-pair tunneling is symmetry-allowed at the s - d interface. This can be realized by rotating the d -wave crystallographic orientation away from $\pi/4$, or by breaking its intrinsic C_4 pairing symmetry. The maximal diode efficiency $\eta \equiv (I_{c+} - |I_{c-}|)/(I_{c+} + |I_{c-}|)$ can approach $1/3$, and its polarity reverses across a critical angle θ_c , with $\theta_c = \pi/4$ for $\Delta_{ds} = 0$ and $\theta_c < (>)\pi/4$ for $\Delta_{ds} > (<)0$ [Fig. 1(c)]. Our findings establish a direct and controllable link between JDE polarity/efficiency and the d -wave gap structure in high- T_c superconductors, providing both a practical route to implement field-free SDE and a powerful phase-sensitive diagnostic of pairing symmetry—without the need for an external magnetic field.

The Ginzburg-Landau (GL) free energy of the system in Fig. 1(a) can be written as

$$\begin{aligned} \mathcal{F}[\psi_{s1}, \psi_{s2}, \psi_d] = & \mathcal{F}_0[\psi_{s1}] + \mathcal{F}_0[\psi_{s2}] + \mathcal{F}_0[\psi_d] \\ & + \sum_{i=1,2} B_i(\psi_{si}^* \psi_d + c.c.) + C_i(\psi_{si}^{*2} \psi_d^2 + c.c.) \\ & + D(\psi_{s1}^* \psi_{s2} + c.c.), \end{aligned} \quad (1)$$

where complex scalars ψ_a ($a = s1, s2, d$) are the order parameters, and $|\psi_a| \sim \sqrt{1 - T/T_{c,a}}$ near their critical temperature and usually $T_{c,s} \ll T_{c,d}$. $\mathcal{F}_0[a]$ denote GL free energies of the individual superconductors. Physically, the coefficients $B_{1(2)}$ and $C_{1(2)}$ terms represent coherent tunneling of single and double Cooper pairs between the s -wave and d -wave superconductors, while D the effective coupling between the two s -wave superconductors. If the d -wave superconductors obey tetragonal symmetry, the coefficient $B_{1(2)}$ is required to vanish when the lobe angle $\theta = \pi/4$ [38]. With the phase difference of the two s -wave superconductors relative to the d -wave superconductor $\phi_{1(2)}$, the free energy becomes

$$\begin{aligned} \mathcal{F}(\phi_1, \phi_2) = & \mathcal{F}_0 + 2C_1|\psi_{s1}|^2|\psi_d|^2 \cos 2\phi_1 \\ & + 2C_2|\psi_{s2}|^2|\psi_d|^2 \cos 2\phi_2 + 2D|\psi_{s1}||\psi_d| \cos(\phi_1 - \phi_2), \end{aligned} \quad (2)$$

where \mathcal{F}_0 collects all terms independent of $\phi_{1(2)}$ and usually $C_{1,2} > 0$ [28, 31, 39]. However, recent experiments indicate an s -wave pairing component in high- T_c cuprates [33–36]. The term B_i will be nonzero even at $\theta = \pi/4$, and gives a conventional 2π periodic contribution to $\mathcal{F}(\phi_1, \phi_2)$ proportional to $\cos \phi_{1(2)}$.

Model Hamiltonian.— To capture the essential physics of the system, we then work with a continuum microscopic model Hamiltonian of the planar s - d - s Josephson junction (Fig. 1(a)) as $H = \sum_{i=1,2} (H_{si} + H_{Ti}) + H_d$, where $H_{s1(s2,d)}$ the BCS model Hamiltonian of two s -wave and d -wave superconductors, respectively. $H_{T1(T2)}$ describe electron tunneling between the two s -wave and

d -wave superconductors. The explicit forms are

$$\begin{aligned} H_{s1(s2,d)} = & \sum_{k(p,m)} \epsilon_k(c_k^\dagger c_k + c_{-k}^\dagger c_{-k}) + \Delta^{(s,d)}(c_k^\dagger c_k^\dagger + c_{-k}^\dagger c_{-k}^\dagger) \\ H_{T1} = & T_{kp}(c_k^\dagger c_p + h.c.) \\ H_{T2} = & T_{mp}(c_m^\dagger c_p + h.c.), \end{aligned} \quad (3)$$

where k, p, m the momentum index in s -wave/ d -wave/ s -wave superconductors, respectively. $c_{k(m,p)}$ is the annihilation operator of electrons in the corresponding superconductors. $\epsilon_{k(m,p)}$ the kinetic energy, $\Delta^{(s)} = \Delta$ the s -wave superconducting gap and $\Delta^{(d)} = \Delta_d \cos 2(\alpha - \theta) + \Delta_{ds}$ the d -wave superconducting gap with α the polar angle of the momentum, θ the angles between the x -axis and the lobe direction of the pairing function of the d -wave superconductor, as shown in Fig. 1(a). Δ_{ds} indicates the possible isotropic s -wave pairing function in the d -wave superconductor. The tunneling amplitudes depend on the momentum component perpendicular to the interface and are approximated as $T_{kp(pm)} = t_{c1(c2)} \cos \alpha$ [38]. The zero-temperature Josephson potential of the system is numerically obtained with the tight-binding (TB) based Hamiltonian [40].

JDE in planar s - d - s junction.— Since the Hamiltonian in Eq. (3) respects TRS, the Josephson potential is an even function of the phases and contains only cosine terms. For analytical convenience, we first consider the case with inversion symmetry (symmetric s - d interface couplings) and the lobe angle $\theta = \pi/4$. In this scenario, the Josephson potential shown in Fig. 2(a) is symmetric under exchanging ϕ_1 and ϕ_2 and has unequal valley along $\phi_{1(2)} = \pi/2$. The free energy can be approximated as

$$V_1(\phi_1, \phi_2) = E_{J,1}^{(2)} \cos 2\phi_1 + E_{J,2}^{(2)} \cos 2\phi_2 + E_{J,s}^{(1)} \cos(\phi_1 - \phi_2). \quad (4)$$

where the first two terms correspond to two Cooper pair tunnelings across the s - d interfaces. With the Hamiltonian in Eq. (3), the coefficients $E_{J,i}^{(2)}$ ($i = 1, 2$) can be theoretically calculated and are proportional to t_{c1}^4 and t_{c2}^4 in the weak coupling regime [40]. The third term is the effective coupling between the two s -wave superconductors via the d -wave superconductor, with the coefficient $E_{J,s}^{(1)}$ proportional to $t_{c1}^2 t_{c2}^2$ [40].

With asymmetric s - d interlayer couplings (here, we take $t_{c2} > t_{c1}$), the free energy develops deeper valleys near $\phi_2 = \pi/2$ but shadowed along the ϕ_1 direction (Fig. 2(b)) and becomes non-invariant under the exchange of ϕ_1 and ϕ_2 , consistent with the inversion symmetry breaking. These anisotropic valleys can lock the low-energy states and the phase difference ϕ_2 to one of the deeper valleys (for concreteness, we take $\phi_2 = \pi/2$), thereby spontaneously breaking TRS. Note that, with the GL free energy in Eq. (2), the coefficients are related to the temperature as $(1 - T/T_{c,s})$, the anisotropic valleys are valid in low temperature $T \ll T_{c,s}$. Then, the 2D

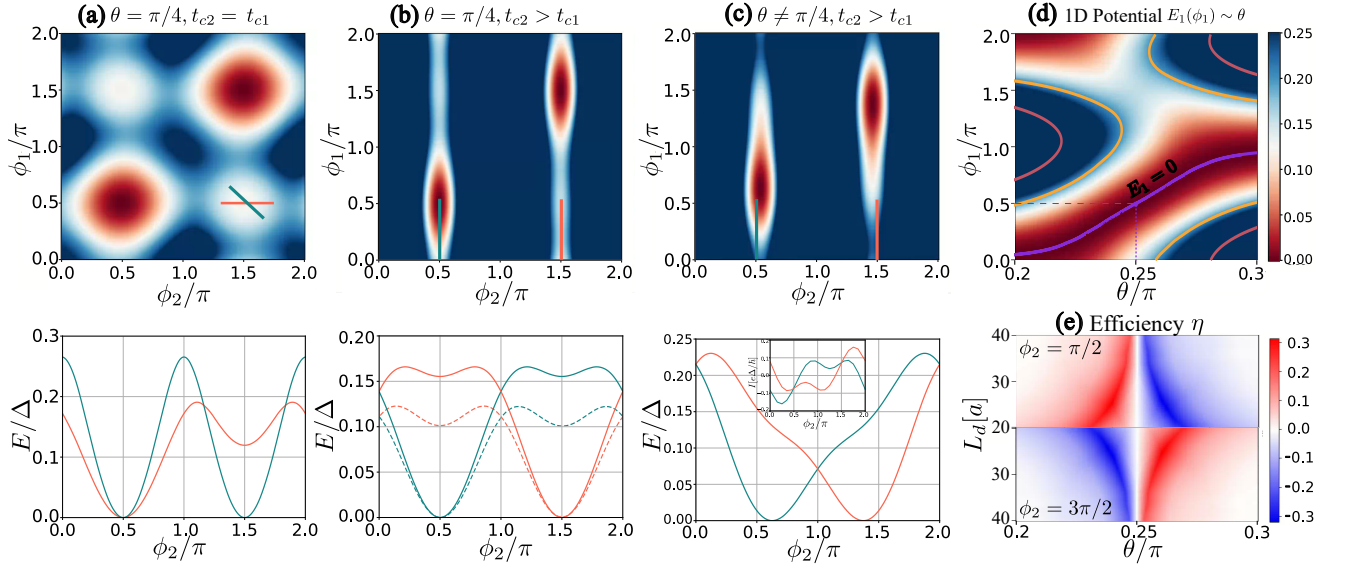


FIG. 2. The 2D Josephson potential of s-d-s junction (normalized to 0.25) with the condition $\theta = \pi/4, t_{c2} = t_{c1}$ (a), $\theta = \pi/4, t_{c2} = 4t_{c1}$ (b), $\theta = 0.26\pi, t_{c2} = 4t_{c1}$ (c), lower panels are the line-cut plot of the 2D potential, inset in (c) shows the current phase relation, (a)(b)(c) are calculated with $t_{c1} = 0.25t, L_d = 26a$, the dashed lines in lower panel (b) are calculated with $L_d = 30a$. (d) With $\phi_2 = \pi/2$, 1D Josephson potential $V_1(\phi_1)$ of s-d-s junction as a function of θ , with $t_{c2} = 4t_{c1}$. The solid lines are contour lines, the purple line is $V_1(\phi_1) = 0$ (d) Diode efficiency as a function of θ and d -wave superconductor length L_d with $\phi_2 = \pi/2, 3\pi/2$.

potential simplifies to a 1D form as

$$E(\phi_1) = E_{J,2}^{(2)} \cos 2\phi_1 \pm E_{J,s}^{(1)} \sin \phi_1, \quad (5)$$

where “ \pm ” corresponds to ϕ_2 located at $\pi/2$ or $3\pi/2$, and can be adjusted by external current bias exceeding the maximal current in the ϕ_2 direction [31]. Then, the system becomes the ϕ_0 junction and exhibits finite Josephson current at $\phi_1 = 0$, as shown in Fig. 2(b). Notably, the $E_{J,s}^{(1)} \sin \phi_1$ is the Cooper pair tunneling between the two s -wave superconductors via the d -wave superconductor. Thus, increasing the length of d -wave superconductors will decrease the couplings between the two s -wave superconductors and increase the $\sin \phi_1$ component in the potential (dashed lines in Fig. 2(b)).

The asymmetric s-d interface couplings lock one of the phase differences to its minimal $\phi_2 = \pi/2$, which breaks the inversion and TRS of the system, simultaneously. However, the Josephson potential in Eq. (5) exhibits reciprocal transport due to the residual \mathbb{Z}_2 symmetry, $E(\Phi + \phi_1) = E(\Phi - \phi)$, which yields equal forward and backward critical currents and, therefore, no JDE in this case (Fig. 2(b)). This illustrates that a ϕ_0 junction has no direct relationship with non-reciprocal transport, as it only relates to the maximum and minimum of the current and has nothing to do with the position where the current is zero [41–43].

The non-reciprocal transport becomes feasible when the lobe angle θ slightly deviates from $\pi/4$, which enables single Cooper pair tunneling across the s-d interfaces. In this scenario, the 2D Josephson potential of the

planar s-d-s junction system (Fig. 2(c)) maintains two deeper valleys along the ϕ_2 direction, with the minimum remaining at $\phi_2 \approx \pi/2$. This persistence arises because the larger interface coupling pins the minimum against small deviations of θ from $\pi/4$ (elaborated in the next section). Consequently, the phase difference ϕ_2 remains locked at its minimum $\phi_2 \approx \pi/2$, and the potential becomes the 1D form as

$$E_1(\phi_1) = E_{J,1}^{(2)} \cos 2\phi_1 + E_{J,1}^{(1)} \cos \phi_1 \pm E_{J,s}^{(1)} \sin \phi_1, \quad (6)$$

as shown in Fig. 2(c). The inset in Fig. 2(c) clearly shows unequal positive and negative critical currents, indicating the emergence of the JDE. This is because the nonzero $\cos \phi_2$ term in the Josephson potential Eq. (6) breaks all \mathbb{Z}_2 symmetry and the JDE becomes feasible. Moreover, as the even number of Cooper pairs tunneling ($\cos 2\phi_1$ term) is dominant with $\theta \approx \pi/4$, the breaking of all the \mathbb{Z}_2 symmetries requires the simultaneous presence of the $\cos \phi_1$ and $\sin \phi_1$ in the Josephson potential Eq. (6).

Note that the coefficient $E_{J,1}^{(2)}$, which corresponds to double Cooper pair tunnelings, is always positive. The magnitude and polarity of the diode efficiency are completely determined by the magnitude and sign of the coefficients $E_{J,1}^{(1)}, E_{J,s}^{(1)}$, which depend on the angle θ and the minimal point of ϕ_2 . To demonstrate the effect of the angle θ deviating from $\pi/4$ on the Josephson potential, we thus set $\phi_2 = \pi/2$ and calculate the 1D Josephson potential from Eq. (3) while varying θ (Fig. 2(d)). As θ deviates from $\pi/4$, the single Cooper pair tunneling is allowed, the potential minimum will shift from $\pi/2$ to 0 or

π for $\theta > (<) \pi/4$ (the solid purple line), and the potential shape is symmetric with respect to $\theta = \pi/4$. Meanwhile, the term $E_{J,s} \sin \phi_2$ represents the effective coupling of the two s -wave superconductors via the d -wave superconductor; its amplitude is determined by the length of the d -wave superconductor L_d . We therefore calculate the diode efficiency as a function of θ and L_d with fixed interlayer couplings and $\phi_2 = \pi/2$, shown in Fig. 2(e). The maximal η approaches $1/3$, and its polarity reverses either when θ moves across $\pi/4$ or when ϕ_2 switches between $\pi/2, 3\pi/2$ [40], consistent with changing the signs of the $\cos \phi_1$ or $\sin \phi_1$ terms in Eq. (6).

Spontaneous TRS breaking in s-d junction.— Since strong interface coupling reinforces an “even-harmonic-dominated” energy landscape, even θ slightly deviates from $\pi/4$, which pins the phase near $\phi \approx \pi/2$ and robustly stabilizes spontaneous TRS breaking. This pinning mechanism provides a natural starting point for analysis. We thus quantify the dependence of the Josephson potential and the TRS-broken regime on interface coupling and θ in the minimal planar s-d junction, as shown in Fig. 1(b). The model Hamiltonian of the junction is $H = H_s + H_d + H_T$, where H_T accounts for tunneling between the s - and d -wave superconductors. The explicit form of each term is

$$H_{s(d)} = \sum_{k(p)} \epsilon_k (c_k^\dagger c_k + c_{-k}^\dagger c_{-k}) + \Delta^{(s)(d)} (c_k^\dagger c_k^\dagger + c_{-k}^\dagger c_{-k}^\dagger),$$

$$H_T = T_{kp} (c_k^\dagger c_p + h.c.),$$
(7)

with k, p the momentum index in s -wave/ d -wave superconductors, respectively. The tunneling amplitude can be approximated as $T_{kp} = t_c \cos \alpha$ [38]. Since the Hamiltonian in Eq. (7) respects TRS, the Josephson potential is an even function of phase difference ϕ and contains only cosine harmonics. Without loss of generality, retaining the leading harmonics, the Josephson potential can be written as

$$V(\phi) = E_J^{(1)}(\theta) \cos \phi + E_J^{(2)}(\theta) \cos 2\phi, \quad (8)$$

where the two terms correspond to single Cooper pair (two electrons) and double Cooper pairs (four electrons) co-tunneling across the s-d interface. The coefficients can be calculated as $E_J^{(1)} \propto t_c^2 \cos 2\theta$, and $E_J^{(2)} \propto t_c^4$ in the weak-tunneling limit ($t_c < \Delta$) [40], which correspond to the tunneling of two electrons and four electrons, respectively. To extend the analysis beyond the weak coupling limit, we perform numerical calculations for the planar s-d junction by constructing a lattice model [40]. At $\theta = \pi/4$, the sign change of the d -wave gap cancels the odd harmonic, $E_J^{(1)} = 0$, and the Josephson potential is dominated by a positive $\cos 2\phi$ term [38, 44], shown by the blue line in Fig. 3(a). With negligible charging energy, the phase locks at one of its minima, $\phi = \pi/2$, yielding spontaneous TRS breaking (we take $\phi = \pi/2$ for concreteness) [44]. When θ deviates from $\pi/4$, the single Cooper pair tunneling is allowed, a $\cos \phi$ term

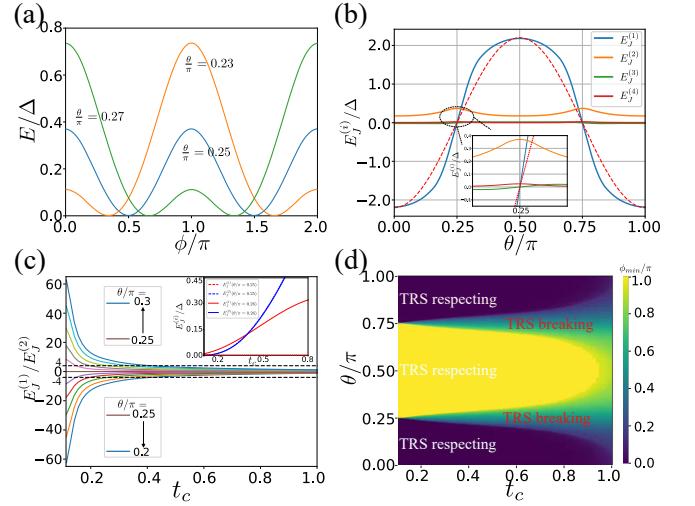


FIG. 3. (a) The Josephson potential of the s-d junction with $\theta/\pi = 0.23, 0.25, 0.27$. (b) The leading Fourier coefficients $E_J^{(i)}$ ($i = 1, 2, 3, 4$) of the Josephson potential change with θ/π , the red dashed line is proportional to $\cos 2\theta$, the inset shows an enlargement near $\theta/\pi = 0.25$. (a) and (b) are calculated at $t_c = 0.62$. (c) The ratio of the coefficient $E_J^{(1)}/E_J^{(2)}$ changes with t_c with θ/π ranging from 0.25 to 0.3 (lines with $E_J^{(1)}/E_J^{(2)} > 0$) and 0.25 to 0.2 (lines with $E_J^{(1)}/E_J^{(2)} < 0$), the inset shows the coefficients change with t_c at $\theta/\pi = 0.25, 0.26$. (d) The minimal point ϕ_{\min}/π changes with θ and interlayer couplings t_c .

appears whose sign depends on whether θ is above or below $\pi/4$, shifting the minimum in opposite directions (green and yellow lines in Fig. 3(a)). A Fourier decomposition of the numerically obtained potential (Fig. 3(b)) shows that $E_J^{(1)}(\theta)$ varies as $\cos 2\theta$ (red dashed line), while near $\theta = \pi/4$, the $\cos 2\phi$ term dominates, and the higher harmonics (e.g., $\cos 3\phi, \cos 4\phi$) are negligible, consistent with the suppression of higher-order tunneling processes. Since the critical condition for the spontaneous TRS breaking of the Josephson potential Eq. (8) is $r \equiv |E_J^{(1)}/E_J^{(2)}| < 4$, for which the minimum lies within $(0, \pi)$ [28, 31, 43]. We further evaluate the ratio r as a function of θ , with the critical value $E_J^{(1)}/E_J^{(2)} = 4$ for the spontaneous TRS breaking, shown in Fig. 3(c). The ratio is symmetric about $\theta = \pi/4$, corresponding to $\Delta_{ds} = 0$ in the d -wave pairing function, and follows $r \propto \cos 2\theta/t_c^2$, which increases with $|\cos 2\theta|$ but decreases with the s-d interlayer coupling. Thus, stronger s-d coupling stabilizes TRS-broken minima at $\phi \neq 0, \pi$ over a wider range of θ away from $\pi/4$. Equivalently, the larger the s-d interface coupling t_c , the larger the permissible deviation of θ from $\pi/4$ for which spontaneous TRS breaking persists. This trend is corroborated in Fig. 3(d), where the location of the free-energy minimum departs from $\pi/2$ as θ moves away from $\pi/4$, but stronger interlayer coupling increasingly pins the minimum near $\phi \approx \pi/2$, thereby stabilizing spontaneous TRS breaking.

JDE with nonzero Δ_{ds} in d -wave superconductor.— In

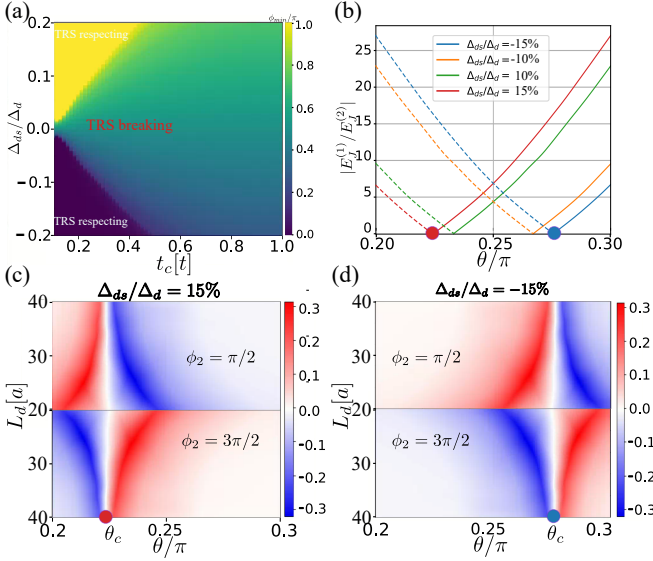


FIG. 4. For the s-d junction (a) $\theta = \pi/4$, the minimal point ϕ_{min} changes with Δ_{ds}/Δ_d ; (b) The ratio of coefficient $|E_J^{(1)}/E_J^{(2)}|$ changes with θ with $\Delta_{ds}/\Delta_d = \pm 10\%, \pm 15\%$, the dots correspond to the dots in (c) and (d), dashed lines correspond negative values. For the s-d-s junction, the diode efficiency changes with θ and L_d with $\Delta_{ds}/\Delta_d = -15\%$ (c), 15% (d), the calculation is the same as that in Fig. 2(e).

the planar s-d-s junction system, single Cooper pair tunneling is essential for generating the JDE and can be activated either by rotating the lobe angle away from $\theta = \pi/4$ or by introducing an isotropic component in the d-wave superconductor, quantified by a nonzero Δ_{ds} with Δ_{ds}/Δ_d quantifying the s-wave admixture [29, 35, 45]. In the latter scenario, the single Cooper pair tunneling remains allowed even at $\theta = \pi/4$, and the Josephson potential retains the form of Eq. (8), with the coefficients that now depend on Δ_{ds}/Δ_d , rather than θ . Then, we calculate the potential minimal point changes with Δ_{ds}/Δ_d and t_c , shown in Fig. 4(a). Because the $\cos \phi$ and $\cos 2\phi$ terms originate from second- and fourth-order electron tunneling processes, respectively, the earlier conclusion that larger interface coupling suppresses shifts of the free-energy minimum remains. Consequently, with asymmetric interface couplings, the spontaneous TRS breaking remains, and there exists a finite JDE even at $\theta = \pi/4$ for the nonzero Δ_{ds}/Δ_d . Furthermore, as θ deviates

from $\pi/4$ further, the $\cos \phi_1$ term contribution can be driven through zero and change sign if the effects of Δ_{ds} and of $\theta - \pi/4$ give the opposite sign of the $\cos \phi_1$ term (Fig. 4(b)). Thus, the critical angle θ_c at which the JDE reverses polarity (also zero JDE) is shifted above or below $\pi/4$, depending on $\Delta_{ds}/\Delta_d > (<) 0$ (Fig. 4(c)(d)). Equivalently, a nonzero JDE at $\theta = \pi/4$ directly signals nonzero Δ_{ds}/Δ_d , and the polarity of η tracks the sign of the sign of Δ_{ds}/Δ_d .

Discussion and summary In this junction, the TRS breaking is achieved via a spontaneous $\pm\pi/2$ phase difference across the strongly coupled s-d interface without a magnetic field. Experimentally, such asymmetry can be engineered by inserting a tunnel barrier at one interface while keeping the other transparent or by deliberately creating a large contrast in contact area to enhance the associated Josephson coupling. In addition, the effective Josephson coupling between the two s-wave electrodes can be tuned by introducing a direct weak link between them [40].

In summary, we propose the realization of JDE in a planar s-d-s junction as a probe of pairing symmetry in high- T_c superconductors. The polarity and magnitude of diode efficiency are tunable by adjusting the crystallographic angle of the d-wave superconductor or by introducing a breaking of its native C_4 pairing symmetry. Our work establishes a fundamental connection between the JDE in high- T_c superconductors and the underlying pairing function, proposing non-reciprocal transport as a direct probe of pairing symmetry in high- T_c superconductors.

ACKNOWLEDGMENTS

We acknowledge useful discussions with Noah F. Q. Yuan, Qiang-Qiang Gu, Xiang-Yu Zeng and Ren-Jie Zhang. X. Liu acknowledges the support of the Innovation Program for Quantum Science and Technology (Grant No. 2021ZD0302700), the National Natural Science Foundation of China (NSFC) (Grant No. 12074133), the Shanghai Science and Technology Innovation Action Plan (Grant No. 24LZ1400800) and the Project supported by Cultivation Project of Shanghai Research Center for Quantum Sciences (Grant No. LZPY2024).

- [1] J. H. Scaff and R. S. Ohl, *The Bell System Technical Journal* **26**, 1 (1947).
- [2] W. Shockley, *Bell System Technical Journal* **28**, 435 (1949).
- [3] K. Jiang and J. Hu, *Nature Physics* **18**, 1145 (2022).
- [4] Y. Zhang, Y. Gu, P. Li, J. Hu, and K. Jiang, *Phys. Rev. X* **12**, 041013 (2022).
- [5] M. Nadeem, M. S. Fuhrer, and X. Wang, *Nature Reviews*

Physics **5**, 558 (2023).

- [6] D. Kochan, A. Costa, I. Zhumagulov, and I. Zutic, *arXiv e-prints*, arXiv:2303.11975 (2023), arXiv:2303.11975 [cond-mat.supr-con].
- [7] J. Mei, S. Qin, and J. Hu, *arXiv e-prints*, arXiv:2510.15788 (2025), arXiv:2510.15788 [cond-mat.supr-con].
- [8] B.-Z. Wang, Z.-K. Li, Z.-D. Li, and X.-J. Liu, *arXiv*

- e-prints , arXiv:2510.05772 (2025), arXiv:2510.05772 [cond-mat.mes-hall].
- [9] B. Pal, A. Chakraborty, P. K. Sivakumar, M. Davydova, A. K. Gopi, A. K. Pandeya, J. A. Krieger, Y. Zhang, M. Date, S. Ju, N. Yuan, N. B. M. Schröter, L. Fu, and S. S. P. Parkin, *Nature Physics* **18**, 1228 (2022).
 - [10] M. Davydova, S. Prembabu, and L. Fu, *Science Advances* **8**, eabo0309 (2022).
 - [11] J. F. Steiner, L. Melischek, M. Trahms, K. J. Franke, and F. von Oppen, *Phys. Rev. Lett.* **130**, 177002 (2023).
 - [12] A. Maiani, K. Flensberg, M. Leijnse, C. Schrade, S. Vaitiekėnas, and R. Seoane Souto, *Phys. Rev. B* **107**, 245415 (2023).
 - [13] N. F. Q. Yuan and L. Fu, *Proceedings of the National Academy of Sciences* **119**, e2119548119 (2022).
 - [14] H. F. Legg, D. Loss, and J. Klinovaja, *Phys. Rev. B* **106**, 104501 (2022).
 - [15] H. Narita, J. Ishizuka, R. Kawarazaki, D. Kan, Y. Shiota, T. Moriyama, Y. Shimakawa, A. V. Ognev, A. S. Samardak, Y. Yanase, and T. Ono, *Nature Nanotechnology* **17**, 823 (2022).
 - [16] H. F. Legg, K. Laubscher, D. Loss, and J. Klinovaja, *Phys. Rev. B* **108**, 214520 (2023).
 - [17] B. Lu, S. Ikegaya, P. Burset, Y. Tanaka, and N. Nagaosa, *Phys. Rev. Lett.* **131**, 096001 (2023).
 - [18] J.-X. Lin, P. Siriviboon, H. D. Scammell, S. Liu, D. Rhodes, K. Watanabe, T. Taniguchi, J. Hone, M. S. Scheurer, and J. I. A. Li, *Nature Physics* **18**, 1221 (2022).
 - [19] J.-X. Hu, Z.-T. Sun, Y.-M. Xie, and K. T. Law, *Phys. Rev. Lett.* **130**, 266003 (2023).
 - [20] H. Wu, Y. Wang, Y. Xu, P. K. Sivakumar, C. Pasco, U. Filippozzi, S. S. P. Parkin, Y.-J. Zeng, T. McQueen, and M. N. Ali, *Nature* **604**, 653 (2022).
 - [21] P. J. Hirschfeld and N. Goldenfeld, *Phys. Rev. B* **48**, 4219 (1993).
 - [22] K. McElroy, D.-H. Lee, J. E. Hoffman, K. M. Lang, J. Lee, E. W. Hudson, H. Eisaki, S. Uchida, and J. C. Davis, *Phys. Rev. Lett.* **94**, 197005 (2005).
 - [23] X. Leng, J. Garcia-Barriocanal, B. Yang, Y. Lee, J. Kinney, and A. M. Goldman, *Phys. Rev. Lett.* **108**, 067004 (2012).
 - [24] E. Fradkin, S. A. Kivelson, and J. M. Tranquada, *Rev. Mod. Phys.* **87**, 457 (2015).
 - [25] P. Cai, W. Ruan, Y. Peng, C. Ye, X. Li, Z. Hao, X. Zhou, D.-H. Lee, and Y. Wang, *Nature Physics* **12**, 1047 (2016).
 - [26] T. Jacobs, Y. Simsek, Y. Koval, P. Müller, and V. M. Krasnov, *Phys. Rev. Lett.* **116**, 067001 (2016).
 - [27] M. Liao, Y. Zhu, J. Zhang, R. Zhong, J. Schneeloch, G. Gu, K. Jiang, D. Zhang, X. Ma, and Q.-K. Xue, *Nano Lett.* **18**, 5660 (2018).
 - [28] T. Tummuru, S. Plugge, and M. Franz, *Phys. Rev. B* **105**, 064501 (2022).
 - [29] Y. Zhu, H. Wang, Z. Wang, S. Hu, G. Gu, J. Zhu, D. Zhang, and Q.-K. Xue, *Phys. Rev. B* **108**, 174508 (2023).
 - [30] S. Y. F. Zhao, X. Cui, P. A. Volkov, H. Yoo, S. Lee, J. A. Gardener, A. J. Akey, R. Engelke, Y. Ronen, R. Zhong, G. Gu, S. Plugge, T. Tummuru, M. Kim, M. Franz, J. H. Pixley, N. Poccia, and P. Kim, *Science* **382**, 1422 (2023).
 - [31] P. A. Volkov, E. Lantagne-Hurtubise, T. Tummuru, S. Plugge, J. H. Pixley, and M. Franz, *Phys. Rev. B* **109**, 094518 (2024).
 - [32] S. Ghosh, V. Patil, A. Basu, Kuldeep, A. Dutta, D. A. Jangade, R. Kulkarni, A. Thamizhavel, J. F. Steiner, F. von Oppen, and M. M. Deshmukh, *Nature Materials* **23**, 612 (2024).
 - [33] H. Wang, Y. Zhu, Z. Bai, Z. Lyu, J. Yang, L. Zhao, X. J. Zhou, G. Gu, Q.-K. Xue, and D. Zhang, *arXiv e-prints* , arXiv:2509.24764 (2025), arXiv:2509.24764 [cond-mat.supr-con].
 - [34] C. C. Tsuei and J. R. Kirtley, *Rev. Mod. Phys.* **72**, 969 (2000).
 - [35] Y. Zhu, M. Liao, Q. Zhang, H.-Y. Xie, F. Meng, Y. Liu, Z. Bai, S. Ji, J. Zhang, K. Jiang, R. Zhong, J. Schneeloch, G. Gu, L. Gu, X. Ma, D. Zhang, and Q.-K. Xue, *Phys. Rev. X* **11**, 031011 (2021).
 - [36] H. Wang, Y. Zhu, Z. Bai, Z. Wang, S. Hu, H.-Y. Xie, X. Hu, J. Cui, M. Huang, J. Chen, Y. Ding, L. Zhao, X. Li, Q. Zhang, L. Gu, X. J. Zhou, J. Zhu, D. Zhang, and Q.-K. Xue, *Nature Communications* **14**, 5201 (2023).
 - [37] W. Zheng, T. Cheng, Z.-Y. Yue, F.-C. Zhang, W.-Q. Chen, and Z.-C. Gu, *arXiv e-prints* , arXiv:2509.22473 (2025), arXiv:2509.22473 [cond-mat.str-el].
 - [38] T. Xiang and C. Wu, *D-wave Superconductivity* (Cambridge University Press, 2022).
 - [39] H. Patel, V. Pathak, O. Can, A. C. Potter, and M. Franz, *Phys. Rev. Lett.* **132**, 017002 (2024).
 - [40] See supplemental materials for:.
 - [41] A. Banerjee, M. Geier, M. A. Rahman, C. Thomas, T. Wang, M. J. Manfra, K. Flensberg, and C. M. Marcus, *Phys. Rev. Lett.* **131**, 196301 (2023).
 - [42] S. Reinhardt, T. Ascherl, A. Costa, J. Berger, S. Gronin, G. C. Gardner, T. Lindemann, M. J. Manfra, J. Fabian, D. Kochan, C. Strunk, and N. Paradiso, *Nature Communications* **15**, 4413 (2024).
 - [43] G.-L. Guo, X.-H. Pan, and X. Liu, *Phys. Rev. B* **112**, 014509 (2025).
 - [44] L. B. Ioffe, V. B. Geshkenbein, M. V. Feigel'man, A. L. Fauchère, and G. Blatter, *Nature* **398**, 679 (1999).
 - [45] Y. Sato, S. Kasahara, H. Murayama, Y. Kasahara, E.-G. Moon, T. Nishizaki, T. Loew, J. Porras, B. Keimer, T. Shibauchi, and Y. Matsuda, *Nature Physics* **13**, 1074 (2017).