

MULTISTATIONARITY IN SEMI-OPEN PHOSPHORYLATION-DEPHOSPHORYLATION CYCLES

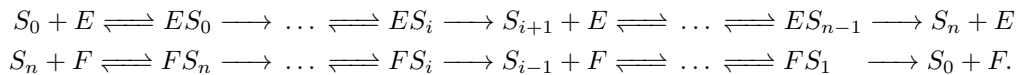
PRANEET NANDAN, BEATRIZ PASCUAL-ESCUERO, AND DIEGO ROJAS LA LUZ

ABSTRACT. Multistationarity, underlies biochemical switching and cellular decision-making. We study how multistationarity in the sequential n -site phosphorylation–dephosphorylation cycle is affected when only some species are open, meaning allowed to exchange with the environment (so-called semi-open networks). Working under mass action kinetics, we obtain two complementary structural results for every $n \geq 2$. First, opening any nonempty subset of the substrate species preserves the network’s capacity for nondegenerate multistationarity. Second, opening the enzyme species (both kinase and phosphatase), possibly together with any subset of substrates, always destroys multistationarity. The latter result is proved by a general reduction framework combining the detection of absolute concentration robustness (ACR) with projection onto the remaining species; when the projection is monostationary, the full semi-open system is monostationary. We also illustrate the general method on multi-layer cascade variants and discuss biological implications: opening enzymes acts as a robust “switch” that converts a potentially multistationary phosphorylation module into a monostationary one, while substrate exchange preserves switching capacity and thus the ability to couple cycles to downstream processes.

1. INTRODUCTION

Multistationarity is the property of a dynamical system to have multiple steady states. It is an important property for biological systems as it is relevant for decision-making processes during the functioning of the cellular machinery ([LK99, XF03, OTL⁺04]) and in the context of Darwinian evolution of these systems ([BFF92, LK99]). This has led to interest in studying the parameter regions for which certain biologically relevant chemical reaction networks admit or forbid multistationarity([BDG20, CF10, CF06, JS13, WS08]).

One example of a biological system which admits multistationarity is the dual phosphorylation network: a substrate with two active sites can be phosphorylated or dephosphorylated through an enzymatic reaction utilizing a kinase or a phosphatase, respectively. Under the simplest assumption of mass action kinetics, this system has been studied using polynomial ordinary differential equations (ODEs) ([WS08, TG09]) and has also become a toy model for developing mathematical machinery focused on understanding multistationarity ([FRW20, BCP21]). In more generality, there exist substrates in nature with more than two active sites (e.g. proteins can have >100 sites ([JS04])). Hence, the general n -site phosphorylation network given below is relevant.



Laboratoire de Biophysique et Evolution, UMR CNRS-ESPCI 8231 CBI, ESPCI Paris, Université PSL, praneet.nandan@espci.fr.

Universidad Politécnica de Madrid, beatriz.pascual@upm.es.

University of Wisconsin-Madison, USA, rojaslaluz@wisc.edu.

This network assumes that for a substrate that can be phosphorylated at n -sites, the process happens for one site at a time and that each encounter modifies one site, the mass action rate depending only on the number of sites already phosphorylated. Under mass action kinetics one obtains a system of polynomial ODEs modelling the evolution of species' concentrations in time, which involves $3n+3$ variables (one for each species) with $6n$ parameters (for as many reactions). The number of steady states of this system has been studied extensively, and multistationarity has been reported for arbitrary $n > 1$ ([Gun05]) with bistability being reported numerically ([SH06]). For $n = 1$, there is a unique positive globally asymptotically stable steady state [AS06]. In [WS08], the authors show the existence of reaction rates for which the system has n steady states if n is even and $n+1$ if odd. Such high number of steady states are attributed to the fact that a large number of phosphorylation sites compete for the same enzymes. Note that this is a sequential phosphorylation cycle [FRW20], in opposition to the processive one [CS15], which does not admit multistationarity.

Inflow and outflow (flow) reactions for a given species are a replacement for the exchange of this species with the environment outside the reaction system (through osmosis in case of a membrane, or even just diffusion), or for other reactions that involve this species and which we do not consider a part of the system of study. This is important from the biological perspective, as the cellular mechanisms of metabolism are often very complex, and involve other physical transformations not tractable with a chemical reaction network formalism. Adding inflows and outflows for a species is what we refer to here as 'opening' it, and is therefore an approximation to how these processes and other reactions can change the concentration of the species in the system we focus on. The work in [CF06] shows that when a reaction network admits multistationarity, by adding inflow and outflow reactions for all species, the resulting network will admit multistationarity as well. Some other recent works ([YSE25]) aim at understanding how multistationarity arises in fully open networks. However, this is not always a realistic scenario, as there could be specific species which are 'trapped' in the reaction system, unable to exchange freely with the environment (due to, for example, semi-permeable membranes in the cell) [CF10, CF06]. Furthermore, some species can be so short-lived (due to high outgoing reaction rates in the network) that effectively the out-of-system reactions do not have time to affect their concentrations.

In this article, we address the question of multistationarity in the case when only some of the reacting species are allowed to exchange with the environment. Apart from the reasons mentioned before concerning applications, this also gives us an insight into the role that different species play in creating a highly multistationary system. Furthermore, it helps develop and test more general mathematical tools to check for multistationarity in reaction networks which are similar to the phosphorylation cycle. For this, Section 2 introduces the necessary background, notation and tools.

In Section 3, we show that if any of the species classified as substrate is allowed to exchange with the environment, while the other species are either trapped or short-lived, multistationarity in the system is conserved. These substrates are often molecules which are important for the functioning of biological systems and are undergoing a phosphorylation process to get used up in other processes after their transformation, hence they are involved in other reactions outside the cycle. This allows the phosphorylation cycle to be coupled to these other reactions without losing its multistationarity.

In Section 4 we develop a reduction method, that can be applied to the phosphorylation cycle if only the species classified as enzymes are open. In this system, we find that by opening both enzymes multistationarity is destroyed. This implies that allowing fast exchange of enzymes with the environment can be used as a 'switch' to turn a highly

multistationary system into a robust monostationary system. Such ‘switches’ are important for evolutionary selection, as the ability to display different behavior based on environment allows survival ([BMC⁺04, VAME10]) and adaptability ([BBK⁺06, KUKY06]). We also show that this can be applied to a cascade type process, yielding similar results. We are able to showcase part of the rich behavior such multistationary systems are capable of displaying when they interact with other systems and their environment. The reduction formalism can be applied to other more general reaction networks too, which will be the topic of a forthcoming paper, and hence can have consequences beyond the systems in play.

2. PRELIMINARIES AND GENERAL TOOLBOX

2.1. Notation and Definitions. We will write $\mathbb{R}_{>0}$ for the set of strictly positive real numbers, and $\mathbb{R}_{\geq 0}$ for the set of nonnegative real numbers.

Definition 2.1. A *reaction network* can be represented by a directed graph, where each arrow represents an interaction between two complexes: the source or reactant, and the product. Each of these complexes is a linear combination of the species involved with nonnegative integer coefficients. That is, a reaction network is a triplet $G = (\mathcal{X}, \mathcal{C}, \mathcal{R})$ where

- (1) $\mathcal{X} = \{X_1, \dots, X_n\}$ is the set of *species*,
- (2) $\mathcal{R} = \left\{ \sum_{i=1}^n y_{ij} X_i \xrightarrow{\kappa_j} \sum_{i=1}^n y'_{ij} X_i \right\}_{j=1}^r$ for some $y_{ij}, y'_{ij} \in \mathbb{Z}_{\geq 0}$ is the set of reactions, each being an edge from a *source* and a *product*, which are labeled by *reaction rates* $\kappa_j \in \mathbb{R}_{>0}$ and
- (3) $\mathcal{C} = \left\{ \sum_{i=1}^n y_{ij} X_i \right\}_{j=1}^r \cup \left\{ \sum_{i=1}^n y'_{ij} X_i \right\}_{j=1}^r$ is the set of *complexes*, appearing as source or product in some reaction.

We identify each complex $\sum_{i=1}^n y_i X_i$ with the vector of coefficients $y = (y_1, \dots, y_n) \in \mathbb{Z}_{\geq 0}^n$, and write $y \rightarrow y'$ for the reaction between the corresponding complexes. This identifies reaction networks with Euclidean embedded graphs (E-graphs).

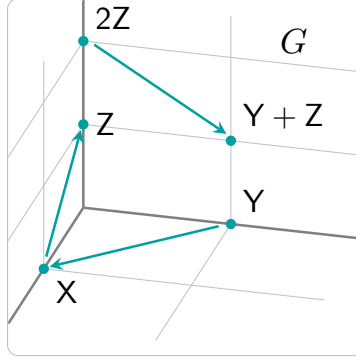
Definition 2.2 ([Cra19]). An *Euclidean embedded graphs (E-graph)* is a finite simple directed graph $G = (V, E)$, where $V \subseteq \mathbb{Z}_{\geq 0}^n$ is the set of vertices, and $E \subseteq V \times V$ is the set of directed edges.

Thus, \mathcal{C} is in correspondence with the set of vertices V , and \mathcal{R} is in correspondence with the set of edges E . This perspective will be useful when thinking about projected networks (see Definition 2.12).

Example 2.3. Consider the following reaction network $G = (\mathcal{X}, \mathcal{C}, \mathcal{R})$:



where $\mathcal{X} = \{X, Y, Z\}$, $\mathcal{C} = \{X, Y, Z, 2Z, Y + Z\}$, and the set of reactions \mathcal{R} is the one shown. This can be represented as a E-graph embedded into 3-dimensional space:



(2.2)

We will also use the following graph-theoretic property of some reaction networks:

Definition 2.4. We say that G is *weakly reversible* if any edge is part of an oriented cycle in G or, equivalently, any connected component of G is *strongly connected* (a strongly connected directed graph is one where there exists a directed path between every pair of vertices). That is to say, for any $y \rightarrow y' \in \mathcal{R}$, there is a path $y' \rightarrow \dots \rightarrow y$ given by reactions in \mathcal{R} .

According to [JS13], a reaction network is a CFSTR (continuous-flow stirred-tank reactor) if, for any species X_i in the network, the *outflow* reaction $X_i \rightarrow 0$ is in the network. A CFSRT is fully open if for all species the pair $0 \rightleftharpoons X_i$ is in the network, that is, there are both outflow and *inflow* reactions for all species.

Definition 2.5. We say that a species $X \in \mathcal{X}$ is *closed* in G if none of the reactions $0 \rightarrow X$ and $X \rightarrow 0$ are in \mathcal{R} . In contrast, we say that X is *open* in G if the reactions $0 \rightarrow X$ and $X \rightarrow 0$ are both in \mathcal{R} . We say that X is *partially open* in G if exactly one of the reactions $0 \rightarrow X$ and $X \rightarrow 0$ is in \mathcal{R} . That is, a fully open CFSRT would be a network in which all species are open. We say that G is a *semi-open network* if some species are open in G , but not all.

Given a reaction network $G = (\mathcal{X}, \mathcal{C}, \mathcal{R})$ we aim at modeling the evolution of the species' abundances through time by assigning a corresponding dynamical system given by differential equations of the form:

$$\frac{dx_i}{dt} = f_i(x_1, \dots, x_n) = \sum_{y \rightarrow y' \in \mathcal{R}} \nu_{y \rightarrow y'}(x(t))(y'_i - y_i), \quad i = 1, \dots, n, \quad (2.3)$$

where $x(t) = (x_1(t), \dots, x_n(t))$, x_i stands for the concentration of species X_i , f_i is its *species formation function*, and $(y'_i - y_i)$ represents the net production of species $X_i \in \mathcal{X}$ resulting from the reaction $y \rightarrow y' \in \mathcal{R}$. We call a choice of continuously differentiable functions $\nu_{y \rightarrow y'}$ a choice of *kinetics*. We now construct the *stoichiometric matrix* $\Gamma \in \mathbb{R}^{n \times r}$, where the i -th column is the vector $y' - y$ if the i -th reaction is given by $y \rightarrow y'$. We call the space generated by the columns of Γ the *stoichiometric subspace* $\text{im } \Gamma$. We denote by $\nu(x)$ the vector with entries $\nu_{y \rightarrow y'}(x)$. Then we can rewrite (2.3) as:

$$\frac{dx}{dt} = f(x) = \Gamma \nu(x), \quad (2.4)$$

where $f = (f_1, \dots, f_n)$.

We will be dealing with a widespread choice of kinetics called *mass action kinetics*, in which the rate of each reaction is proportional to the product of the concentrations of the

reactant species of the reaction. Thus, given a choice $\kappa \in \mathbb{R}_{>0}^r$ of reaction rates on G , the associated mass action kinetics are defined by monomials of the form:

$$\nu_{y \rightarrow y'}(x) = \kappa_{y \rightarrow y'} x_1^{y_1} \cdots x_n^{y_n},$$

and the associated mass action differential equations for the *mass action system* (G, κ) can be written as

$$\frac{dx_i}{dt} = f_i(x_1, \dots, x_n) = \sum_{y \rightarrow y' \in \mathcal{R}} \kappa_{y \rightarrow y'} x_1^{y_1} \cdots x_n^{y_n} (y'_i - y_i), \quad i = 1, \dots, n \quad (2.5)$$

Those points $x = (x_1, \dots, x_n) \in \mathbb{R}_{>0}^n$ where $f_1(x) = \dots = f_n(x) = 0$ are the *positive steady states* of the mass action system. We will denote by $\mathcal{V}(G, \kappa^*)$ the set of positive steady states of the mass action system (G, κ) with fixed reaction rates κ^* .

Note that if $w = (w_1, \dots, w_n) \in \mathbb{R}^n$ is a vector in the left kernel of the stoichiometric matrix Γ , then

$$w \cdot \frac{dx}{dt} = w \cdot \Gamma \nu(x) = 0, \quad (2.6)$$

and $w_1 x_1 + \dots + w_n x_n$ will be constant in time. Thus, we call w a *conservation law*. Conservation laws define *positive stoichiometric compatibility classes* as

$$N_T = \{x \in \mathbb{R}_{>0}^n : Wx = T\}$$

where $W \in \mathbb{R}^{d \times n}$ is a matrix whose rows form a basis of all conservation laws and $T \in \mathbb{R}^d$ is a vector of *total amounts*. Each positive stoichiometric compatibility class is a subset of positive concentrations which give the same vector of total amounts. For a fixed vector T^* of total amounts, we will write $\mathcal{V}(G, \kappa) \cap N_{T^*}$ for the set of positive steady states in such (positive) stoichiometric compatibility class. Note that we can think of W as the matrix generating the linear space given by the (left) kernel of the stoichiometric matrix, $\ker \Gamma^T$. Thus N_T are just translations of the stoichiometric subspace intersected with $\mathbb{R}_{>0}^n$.

Remark 2.6. Given $x, x' \in \mathbb{R}_{>0}^n$, they are both in N_T if, and only if, $x' - x \in \text{im } \Gamma$ is in the stoichiometric subspace. Indeed, this last condition is equivalent to $W(x' - x) = 0$, so if $x \in N_T$ and $W(x' - x) = 0$, then $Wx' = Wx = T$, and $x' \in N_T$. Similarly, if x and $x' \in N_T$, then $W(x' - x) = 0$.

Example 2.7. Consider the reaction network G given by (2.1) from Example 2.3. The mass action system generated by G is:

$$\frac{dx}{dt} = \kappa_{Y \rightarrow X} x_Y \begin{pmatrix} 1 \\ -1 \\ 0 \end{pmatrix} + \kappa_{X \rightarrow Z} x_X \begin{pmatrix} -1 \\ 0 \\ 1 \end{pmatrix} + \kappa_{2Z \rightarrow Y+Z} x_Z^2 \begin{pmatrix} 0 \\ 1 \\ -1 \end{pmatrix} \quad (2.7)$$

where x_X, x_Y and x_Z represent the concentrations of X, Y and Z respectively. Thus, its stoichiometric matrix is

$$\Gamma = \begin{pmatrix} 1 & -1 & 0 \\ -1 & 0 & 1 \\ 0 & 1 & -1 \end{pmatrix},$$

and we see that there exists a linear conservation law $w = (1, 1, 1)$, meaning that $x_X + x_Y + x_Z = T$, the total concentration is conserved.

The following technical definition will be necessary for the results in Section 4:

Definition 2.8. Let $G = (\mathcal{X}, \mathcal{C}, \mathcal{R})$ be a network and consider a subset $\mathcal{E} = \{E_i\}_{i=1, \dots, k} \subset \mathcal{X}$ of species. We say that \mathcal{E} is *independently conserved* in G if there is a set of conservation laws $\{L_1, \dots, L_k\} \subset \mathbb{R}^n$ such that for $i, j = 1, \dots, k$, the i -th entry is nonzero in L_i and zero in every other L_j . That is, if E_i appears in L_i but not in L_j when $j \neq i$.

Remark 2.9. Roughly speaking, systems with catalysts (or enzymes) satisfy this, as the total amount of a given enzyme will result in a conservation law for it, which will include the enzyme and all intermediate complexes of which the enzyme is part. It is the case, for instance, of the n -site double phosphorylation cycle (see Section 2.4) and phosphorylation cascades (see Section 4.4).

Remark 2.10. Note that, if $\mathcal{E} = \{E_i\}_{i=1,\dots,k} \subset \mathcal{X}$ are independently conserved, then there are d linearly independent conservation laws (the network has rank $n - d$). By reordering species appropriately we will have a block matrix

$$\begin{pmatrix} Id_k & * \\ 0_{(d-k) \times k} & * \end{pmatrix}$$

where the first k rows correspond to the L_1, \dots, L_k from Definition 2.8.

Note that the converse is also true and then, in particular, for a network of rank $n - d$ we can always choose a subset of d independently conserved species in \mathcal{X} , as Gaussian elimination will allow us to obtain such a matrix, if the columns (hence the species) are reordered appropriately.

A steady state x^* is *nondegenerate* if $\ker(J_{f,x}(x^*)) \cap \text{im } \Gamma = \{0\}$, where $J_{f,x}$ is the Jacobian matrix of f with respect to x and $\text{im } \Gamma = \{y : Wy = 0\}$ is the *stoichiometric subspace*. Equivalently, a steady state x^* is nondegenerate if the Jacobian matrix of the (square) system $\{f(x) = 0, Wx = T\}$ has full rank n (see [WF13, Section 6]). Note that this does not depend on the particular choice of W .

We say that a network G with mass action kinetics *admits multistationarity* if there exists a choice of $\kappa^* \in \mathbb{R}_{>0}^r$ and $T^* \in \mathbb{R}^d$ such that the system of polynomial equations $f(\kappa^*, x) = 0, Wx = T^*$ has more than one positive solution. That is, there is a choice of reaction rates for which there are at least two positive steady states in some stoichiometric compatibility class. If these can be found nondegenerate, we say that the network *admits nondegenerate multistationarity*. We will say that a network with mass action kinetics is *monostationary* if it does not admit multistationarity.

2.2. Network modifications. In order to study the capacity for multistationarity of networks when adding certain flow reactions, let us define the following modifications that one can perform on a network.

Definition 2.11. Let $G = (\mathcal{X}, \mathcal{C}, \mathcal{R})$ be a network and consider a subset $\mathcal{E} \subset \mathcal{X}$ of species which are closed in G . We define a new network $G_{\mathcal{E}=0}$ as the network given by $(\mathcal{X}, \mathcal{C} \cup \{0\} \cup \mathcal{E}, \mathcal{R}')$, where $\mathcal{R}' = \mathcal{R} \cup \{E \Rightarrow 0\}_{E \in \mathcal{E}}$ and call it the *open network on \mathcal{E} in G* .

Definition 2.12. Let $G = (\mathcal{X}, \mathcal{C}, \mathcal{R})$ be a network and consider a subset $\mathcal{E} = \{E_i\}_{i=1,\dots,k} \subset \mathcal{X}$ of species. Consider the network $G_{-\mathcal{E}}$ obtained from G using the following operations: For $i = 1, \dots, k$,

- (1) remove E_i from each complex, replacing the complex E_i with the 0 complex (if E_i is a complex of G),
- (2) remove any self-loops.

We call this modification the *projected network on the complement of \mathcal{E}* , following [Pan12]. The name comes from the fact that we can think of $G_{-\mathcal{E}}$ as a projection of the complexes and reaction vectors onto the complement of \mathcal{E} if one considers the network as an embedded graph.

Let $z \in \mathbb{R}_{\geq 0}^n$ be a steady state of the dynamical system given by G . Then, the projection of the steady state z onto \mathcal{E} , $z_{\mathcal{E}}$, is defined by projecting z over the coordinates given by \mathcal{E} .

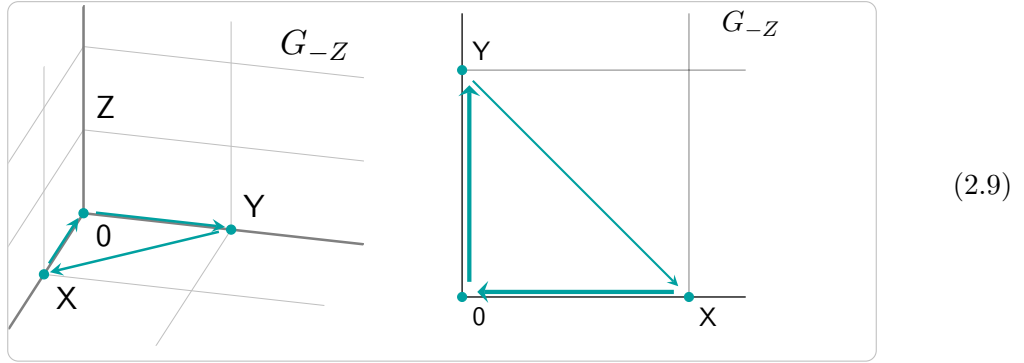
Remark 2.13. Note that this is an embedded network of G and of $G_{E=0}$, according to the definition in [JS13]. It is also called a reduced reaction network in [And11].

Remark 2.14. Note that the stoichiometric subspace of G , $\text{im } \Gamma$, is given by the span of $y' - y$, for $y \rightarrow y' \in \mathcal{R}$, and similarly the stoichiometric subspace of $G_{-\mathcal{E}}$, $\text{im } \Gamma_{-\mathcal{E}}$, is given by the span of $y' - y$, for $y \rightarrow y' \in \mathcal{R}_{-\mathcal{E}}$. But any reaction $y \rightarrow y' \in \mathcal{R}_{-\mathcal{E}}$ must come from the projection of a reaction $\bar{y} \rightarrow \bar{y}' \in \mathcal{R}$ into $\mathcal{X} - \mathcal{E}$ when seen as an E-graph, by construction. That is $\pi(\bar{y}) = y$ and $\pi(\bar{y}') = y'$, where $\pi : \mathbb{R}^{|\mathcal{X}|} \rightarrow \mathbb{R}^{|\mathcal{X} \setminus \mathcal{E}|}$. Thus, $\text{im } \Gamma_{-\mathcal{E}}$ is given by the projection of the stoichiometric subspace $\text{im } \Gamma$ over $\mathcal{X} - \mathcal{E}$.

Example 2.15. Continuing Example 2.3, consider the projection of the reaction network G given by (2.1) over the complement of $\mathcal{E} = \{Z\}$, that is G_{-Z} , which is given by:



This reaction network can be seen as a literal projection of the E-graph given in (2.2) into the XY plane:



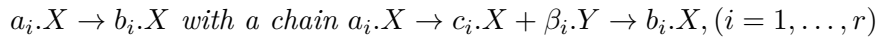
Note that it has stoichiometric subspace equal to all of \mathbb{R}^2 , and thus no conservation laws are left.

A third operation, where a second network is involved, will be necessary for the coming results:

Definition 2.16. Let $G = (\mathcal{X}, \mathcal{C}, \mathcal{R})$ be a network and consider a subset $\mathcal{E} \subset \mathcal{X}$ of species, and consider any second network $H = (\mathcal{E}, \mathcal{C}', \mathcal{R}')$ involving these species. We define a new network from them, given as $G \cup H = (\mathcal{X}, \mathcal{C} \cup \mathcal{C}', \mathcal{R} \cup \mathcal{R}')$.

[BP18] investigated modifications to a chemical reaction network that preserve nondegenerate multistationarity. Out of those results, we state here two Theorems which we use later in Theorem 3.7.

Theorem 2.17 (Adding intermediate complexes involving new species, *Theorem 6* in [BP18]). *Let $G = (\mathcal{X}, \mathcal{C}, \mathcal{R})$ be a network, let Y be a list of k new species, and let G' arise from G by replacing each of the reactions:*



Suppose further that the new species Y enters nondegenerately into G' in the sense that $\beta := (\beta_1 | \beta_2 | \dots | \beta_r)$ has rank r ($k \geq r$). a_i, b_i and c_i are nonnegative vectors and any or all may coincide. If G admits nondegenerate multistationarity then so does G' .

Theorem 2.18 (Adding a dependent reaction, *Theorem 1* in [BP18]). *Let $G = (\mathcal{X}, \mathcal{C}, \mathcal{R})$ be a network, and let G' arise from G by adding to \mathcal{R} a new irreversible reaction with reaction vector y which is a linear combination of reaction vectors of \mathcal{R} . If G admits nondegenerate multistationarity, then so does G' .*

2.3. Deficiency Theory. Chemical reaction network theory, initiated by Horn, Jackson and Feinberg beginning in the 1970s, aims at analyzing reaction networks independently of the choice of rate constants. One key area of progress is deficiency theory. Deficiency theory provides a powerful tool to determine, among other things, if a network has the capacity for multistationarity or not just from its deficiency δ , a quantity that is independent of choices of labeling and of the particular kinetics, as it is a purely structural invariant of the network.

Definition 2.19. Let $G = (\mathcal{X}, \mathcal{C}, \mathcal{R})$ be a network with ℓ connected components (as a graph), and let $\text{im } \Gamma$ be its associate stoichiometric (linear) subspace. The *deficiency* of G is given by the non-negative integer

$$\delta = |\mathcal{C}| - \ell - \dim(\text{im } \Gamma).$$

Computationally, we count complexes and connected components from the reaction network when seen as a graph and we compute $\dim(\text{im } \Gamma) = |\mathcal{X}| - \text{rank}(W)$, from the matrix of conservation laws W .

Deficiency also has a geometric interpretation. For this we first need to define *affinely independence*: We say that the vectors $y_0, \dots, y_N \in \mathbb{R}^M$ are affinely independent if $y_1 - y_0, \dots, y_N - y_0$ are linearly independent. Note that this is a property independent of the ordering of the vectors, and it can intuitively be thought of as that the points $y_0, \dots, y_N \in \mathbb{R}^M$ are in general position.

We have the following equivalence for G : $\delta = 0$ if and only if the complex vectors within each connected component G_i are affinely independent, and the stoichiometric subspaces $\text{im } \Gamma_i$ associated to each G_i are linearly independent [CDJS⁺20, CJY23].

Recall the definition of a reaction network being weakly reversible (Definition 2.4). The following result, due to Horn and Feinberg, provides a way to ensure monostationarity of a network using its deficiency:

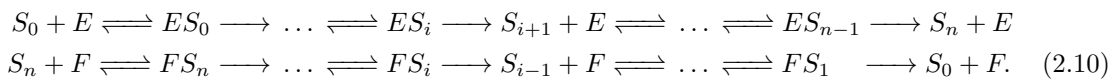
Theorem 2.20 (Deficiency Zero Theorem [Hor72, Fei72, FH74]). *Let $G = (\mathcal{X}, \mathcal{C}, \mathcal{R})$ be a network with deficiency $\delta = 0$. Then, G is monostationary. Moreover,*

- (1) *If G is weakly reversible, then it admits a unique positive steady state (for each choice of reaction rates) for each stoichiometric compatibility class, and this steady state is locally asymptotically stable.*
- (2) *If G is not weakly reversible, then it does not admit any positive steady states (for each choice of reaction rates).*

In particular, if G has deficiency zero, it is monostationary. We will use this theorem to prove monostationarity in Sections 4.3 and 4.4.

Remark 2.21. Consider a monomolecular network, that is, a network where all complexes either have one species or they are the 0 complex. Then, by the geometric interpretation we can see that the deficiency of the network is always 0. Thus, all monomolecular networks are monostationary (if they are weakly reversible, they have one steady state, otherwise they have none).

2.4. Sequential n -site double phosphorylation cycle. Let us present the n -site double Phosphorylation cycle, which we will denote by \mathcal{P}^n . It is defined as



It is sometimes convenient to highlight the role of different species in the network, and in this line we will classify species in \mathcal{P}^n into three types. As E, F act as catalysts in the

inter-conversion between S_i and S_{i+1} ($0 < i < n-1$), we call the species E, F *enzymes*, and the species S_0, \dots, S_n *substrates*. The species ES_k for $k = 0, \dots, n-1$, FS_k for $k = 1, \dots, n$ are *intermediate species* because they take part in necessary intermediate steps of the phosphorylation/dephosphorylation processes, acting as an intermediary between different *Enzyme-substrate complexes* (*complexes* consisting of one *enzyme* and one *substrate*).

For a fixed $n > 0$, \mathcal{P}^n has $3n + 3$ species and $6n$ reactions. It has the following conservation laws:

$$\begin{aligned} L_E : \quad x_E + \sum_{i=0}^{n-1} x_{ES_i} &= T_E \\ L_F : \quad x_F + \sum_{i=1}^n x_{FS_i} &= T_F \\ L_S : \quad \sum_{i=0}^n x_{S_i} + \sum_{i=0}^{n-1} x_{ES_i} + \sum_{i=1}^n x_{FS_i} &= T_S \end{aligned} \tag{2.11}$$

where $T = (T_E, T_F, T_S)$ takes values in $\mathbb{R}_{>0}^3$.

Note that this network admits multistationarity for $n \geq 2$ ([WS08], see also [BDG20, CIT19]). The network is monostationary for $n = 1$ (it satisfies the conditions of the deficiency one theorem [Fei87]).

In this work, we are interested in analyzing the capacity for multistationarity of semi-open versions of this network for $n \geq 2$. According to [CF06], when opening all species the network always admits multistationarity (as the closed network admits multistationarity).

The results in [CFW20] allow us to know that the number of nondegenerate steady states is preserved in \mathcal{P}^2 when we add outflows to all species of this network, and inflows to certain subsets of them.

We take \mathcal{P}^2 , which is the 2-site double phosphorylation cycle, and analyze $\mathcal{P}_{\mathcal{E}=0}^2$ for different sets \mathcal{E} of substrates and enzymes. The table below, generated using the Chemical Reaction Network Toolbox [FEJK18], shows which resulting networks admit nondegenerate multistationarity (Multist.).

Index	Species set \mathcal{E}	Multist.
1	E or F	Yes
2	E and F	No
3	S_0 or S_1	Yes
4	S_0 and S_1	Yes
5	S_0, S_1, S_2	Yes
6	E, F, S_0	No
7	E, S_0	Yes
8	E, S_1	No

Even when intermediate species are excluded, varied behavior is observed for different combinations of enzymes and substrates being open. In this paper, we give theorems that encompass networks 1-6, proving this behavior of \mathcal{P}^n for all $n \geq 2$.

3. SUBSTRATE-OPENING IN THE n -SITE CYCLE

3.1. Overview and Main Statement. As explained in Section 2.4, it is known that the 2-site double phosphorylation cycle, which we will call \mathcal{P}^2 here, admits nondegenerate multistationarity. In this section, we shall prove that for any subset \mathcal{E} of substrate species,

the corresponding open network also does and that this is also the case for \mathcal{P}^n , for any $n \geq 2$:

Theorem 3.1. *Consider $n \geq 2$ and the network $\mathcal{P}_{S=0}^n$ obtained from \mathcal{P}^n by opening an arbitrary subset of substrates $\mathcal{S} \subseteq \{S_0, \dots, S_n\}$. Then $\mathcal{P}_{S=0}^n$ admits nondegenerate multistationarity.*

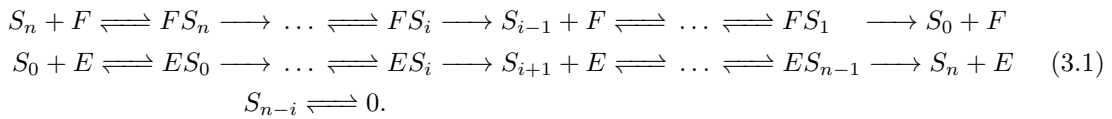
This result follows by induction on n , provided by the following ingredients: Proposition 3.2 gives the base case for the induction, $n = 2$. Theorem 3.7 states that if \mathcal{P}^n with a certain substrate $S_i \in \{S_1, \dots, S_n\}$ open admits nondegenerate multistationarity, then \mathcal{P}^{n+1} also does with the same substrate open. For $\mathcal{P}_{S_{n+1}=0}^{n+1}$, we will need Remark 3.3, which shows that if $\mathcal{P}_{S_i=0}^n$ has nondegenerate multistationarity, so does $\mathcal{P}_{S_{n-i}=0}^n$. The fact that this can be extended to opening any subset \mathcal{S} follows from the fact that, once a substrate is open, opening any other substrate does not modify the stoichiometric subspace, together with Theorem 3.4.

Section 3.2 will be devoted to Theorem 3.7 and the technical lemmas needed for its proof. In the rest of this section we present the remaining results mentioned above.

Proposition 3.2. *The 2-site double phosphorylation cycle with any of the substrates open, $\mathcal{P}_{S=0}^2$, $S \in \{S_0, S_1, S_2\}$ admits nondegenerate multistationarity.*

The proof for $\mathcal{P}_{S_1=0}^2$ and $\mathcal{P}_{S_0=0}^2$ having nondegenerate multistationarity is given in Section 3.3. To extend this for $\mathcal{P}_{S_2=0}^2$, note that $\mathcal{P}_{S_i=0}^n$ is *dynamically equivalent* to $\mathcal{P}_{S_{n-i}=0}^n$ by symmetry (see Remark 3.3 below), that is, they *both have the same right-hand side of the mass action differential equations with a swap in labels* [JSS11]. This way we can explain the dynamical behavior of $\mathcal{P}_{S_{n+1}=0}^{n+1}$ via that of $\mathcal{P}_{S_0=0}^{n+1}$. This result will also be useful to extend the inductive step to $\mathcal{P}_{S_{n+1}=0}^{n+1}$.

Remark 3.3. $\mathcal{P}_{S_i=0}^n$ is dynamically equivalent to $\mathcal{P}_{S_{n-i}=0}^n$ up to species relabeling. From $\mathcal{P}_{S_i=0}^n$ one can rename species as follows: exchange substrate indices to denote the number of unphosphorylated sites, so that S_i becomes S_{n-i} , then exchange labels of E and F , and finally exchange the names of intermediate species accordingly (ES_i becomes FS_{n-i}). The resulting network looks like



which is exactly the network $\mathcal{P}_{S_{n-i}=0}^n$

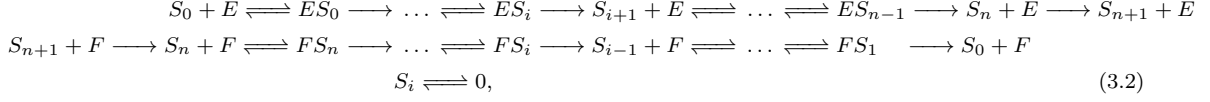
Once one of the substrates of \mathcal{P}^2 is open the new network has only L_E and L_F from (2.11). Now opening any of the other substrates does not alter these conservation laws and therefore does not change the stoichiometric subspace. This will be the case for any n . As a consequence, the following result shows that by opening any other substrate, nondegenerate multistationarity is preserved:

Theorem 3.4. [JS13, Theorem 3.1] *Let G be a network, and let \tilde{G} be a subnetwork of G such that G and \tilde{G} share the same stoichiometric subspace. If \tilde{G} admits nondegenerate multistationarity with mass action, so does G . Moreover, G admits at least as many nondegenerate steady states in some stoichiometric compatibility class as \tilde{G} does.*

3.2. Inductive Construction of Steady States. In what follows, we will denote by x_X the concentration of species X , and by f_X the corresponding species formation function.

The following technical Lemmas will be necessary for the proof of Theorem 3.7:

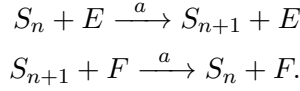
Lemma 3.5. *Let $i \in \{0, \dots, n\}$, and let $G = \mathcal{P}_{S_i=0}^n$ be the n -site double phosphorylation cycle, with sets of species \mathcal{X} , as in (2.10), with the two additional reactions $S_i \rightleftharpoons 0$. Let \bar{G} be the chemical reaction network which is an extension of G as follows*



If x' is a positive steady state of the mass action system (G, κ^*) , then \bar{x}' defined as

$$\begin{aligned} \bar{x}'_{S_{n+1}} &= \frac{x'_{S_n} x'_E}{x'_F} \\ \bar{x}'_X &= x'_X \quad \text{for any } X \in \mathcal{X} \end{aligned} \quad (3.3)$$

is a positive steady state of $(\bar{G}, \bar{\kappa}^*)$, where $\bar{\kappa}_{y \rightarrow y'}^* = \kappa_{y \rightarrow y'}^*$ for any reaction which was already in G and $a \in \mathbb{R}_{>0}$ appears as the reaction rate in



Moreover, if x' lies in the stoichiometric class with total amounts $T = (T_E, T_F)$, then \bar{x}' lies in the stoichiometric class of G' with total amounts $\bar{T} = (T_E, T_F)$

Proof. Let $\frac{dx}{dt} = f(\kappa, x)$ be the mass action ODE system for G and let $\frac{d\bar{x}}{dt} = g(\bar{\kappa}, \bar{x})$ be the mass action ODE system for \bar{G} . Due to the nature and the rate values of the reactions added, we get:

$$\begin{aligned} g_{S_{n+1}}(\bar{\kappa}^*, \bar{x}) &= a\bar{x}_{S_n}\bar{x}_E - a\bar{x}_{S_{n+1}}\bar{x}_F \\ g_{S_n}(\bar{\kappa}^*, \bar{x}) &= f_{S_n}(\kappa^*, \bar{x}) - a\bar{x}_{S_n}\bar{x}_E + a\bar{x}_{S_{n+1}}\bar{x}_F \\ g_X(\bar{\kappa}^*, \bar{x}) &= f_X(\kappa^*, \bar{x}) \quad (\text{for any } X \in \mathcal{X} \setminus \{S_n\}) \end{aligned}$$

Now the first part of the statement is straightforward after noting that for this \bar{x}' , $f(\kappa^*, \bar{x}') = 0$ trivially, and substituting the values of $x'_{S_{n+1}}$ makes the additional terms vanish, yielding $g(\bar{\kappa}^*, \bar{x}') = 0$.

The conservation laws do not change or add any new species,

$$\begin{aligned} \bar{T}_E &= \sum_{i=0}^{n-1} \bar{x}'_{ES_i} + \bar{x}'_E = \sum_{i=0}^{n-1} x'_{ES_i} + x'_E = T_E \\ \bar{T}_F &= \sum_{i=1}^n \bar{x}'_{FS_i} + \bar{x}'_F = \sum_{i=1}^n x'_{FS_i} + x'_F = T_F, \end{aligned}$$

□

Lemma 3.6. *Let $i \in \{0, \dots, n\}$, and let $G = \mathcal{P}_{S_i=0}^n$ and \bar{G} as in (3.5). If x' is a nondegenerate positive steady state of (G, κ^*) , then \bar{x}' defined as in Lemma 3.5 is a nondegenerate positive steady state of $(\bar{G}, \bar{\kappa}^*)$, where $\bar{\kappa}^*$ is as in (3.3).*

Proof. If x' is nondegenerate, it means the right kernel of the Jacobian matrix has no intersection with the stoichiometric subspace defined by the conservation laws. We show that this implies that the right kernel of the Jacobian matrix of \bar{G} at \bar{x}' also has no intersection with the stoichiometric subspace of that system.

Let $J(x', \kappa^*)$ be the Jacobian of G at x' , with entries

$$J(x', \kappa^*)_{ij} = \left. \frac{\partial f_{X_i^G}}{\partial x_{X_j^G}} \right|_{x'}$$

for some ordering on the species of G , $\mathcal{X}_G = \{X_1^G, X_2^G \dots X_{3n+3}^G\}$. Without loss of generality, we may assume that $X_1^G = S_n, X_2^G = E$ and $X_3^G = F$.

Consider now the Jacobian matrix for \bar{G} at $\bar{x}', J(\bar{x}', \bar{\kappa}^*)$, with entries

$$\bar{J}(\bar{x}', \bar{\kappa}^*)_{ij} = \frac{\partial g_{X_i^{\bar{G}}}}{\partial x_{X_j^{\bar{G}}}} \Big|_{\bar{x}'}$$

for some ordering on the species of \bar{G} , $\mathcal{X}' = \{X_1^{G'}, X_2^{G'} \dots X_{3n+4}^{G'}\}$. Let the ordering be such that $X_i^{G'} = X_i^G$ for $i \leq 3n+3$, and $X_{3n+4}^{G'} = S_{n+1}$.

By the structure of g and it's dependence on f , we can write \bar{J} as

$$\bar{J} = \left[\begin{array}{c|c} \frac{J_{(3n+3) \times (3n+3)} + A_{(3n+3) \times (3n+3)}}{C_{1 \times (3n+3)}} & \frac{B_{(3n+3) \times 1}}{D_{1 \times 1}} \end{array} \right]$$

With J as defined before for G and

$$A = \begin{bmatrix} -ax_E & -ax_{S_n} & ax_{S_{n+1}} & \dots \\ 0 & 0 & 0 & \dots \\ 0 & 0 & 0 & \dots \\ \vdots & \vdots & \vdots & \mathbf{0} \end{bmatrix}$$

$$C = [\quad ax_E \quad ax_{S_n} \quad -ax_{S_{n+1}} \quad \dots]$$

$$B = \begin{bmatrix} ax_F \\ 0 \\ 0 \\ \vdots \end{bmatrix}$$

$$D = [\quad -ax_F]$$

With all the non-specified entries being 0

Take a vector in the right kernel of \bar{J} , \mathbf{c} , of $3n+4$ elements s.t. $\bar{J} \cdot \mathbf{c} = 0$

The computations for the last row (using only C and D) give

$$ax_E c_1 + ax_{S_n} c_2 - ax_{S_{n+1}} c_3 - ax_F c_{3n+4} = 0 \quad (3.4)$$

Let \mathbf{c}' be a vector made up of the first $3n+3$ elements of vector \mathbf{c} and J_j denote the j^{th} row of J . For the first row we get

$$J_{1.} \cdot \mathbf{c}' - ax_E c_1 - ax_{S_n} c_2 + ax_{S_{n+1}} c_3 + ax_F c_{3n+4} = 0 \quad (3.5)$$

And $J_j \cdot \mathbf{c}' = 0$ for all other rows j from 2 to $3n+3$ (as matrix A and C only have 0s in these columns). Using this, and the fact that all the additional terms for the first row are also 0, we get $J \cdot \mathbf{c}' = 0$.

Thus \mathbf{c}' is a vector in the right kernel of $J(x', \kappa^*)$ whenever \mathbf{c} is a vector in the right kernel of $\bar{J}(\bar{x}', \bar{\kappa}^*)$

Now, if x' is a nondegenerate steady state of G , then no vector y in the right kernel of $J(x', \kappa^*)$ satisfies the conservation law equation

$$\sum_{X_j^G \in L_E} y_j = T_E \quad (3.6)$$

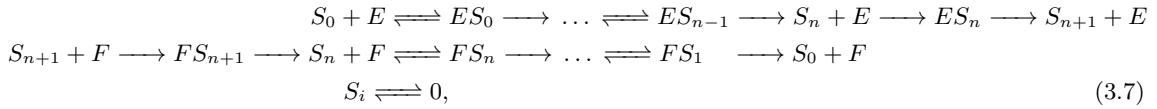
$$\sum_{X_j^G \in L_F} y_j = T_F$$

Since every element in the right kernel of $\bar{J}(\bar{x}', \bar{\kappa}^*)$ have the first $3n + 3$ elements in the right kernel of $J(x', \kappa^*)$, and those are the only species involved in the conservation laws, the nondegeneracy condition holds for G' with \bar{x}' . Hence \bar{x}' is a nondegenerate steady state of \bar{G} \square

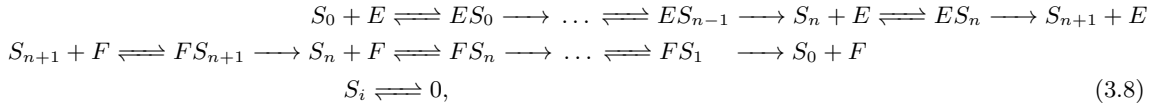
Theorem 3.7. *Let $i \in \{0, \dots, n\}$. If $\mathcal{P}_{S_i=0}^n$ admits nondegenerate multistationarity with mass action kinetics, then $\mathcal{P}_{S_i=0}^{n+1}$ does too.*

Proof. Given two distinct nondegenerate steady states, x_1 and x_2 , of $G = \mathcal{P}_{S_i=0}^n$, we get two distinct nondegenerate steady states of \bar{G} , \bar{x}_1 and \bar{x}_2 as in Theorem 3.5, from Lemmas 3.5 and 3.6.

Now we use Theorem 2.17 ([BP18, Theorem 6]), which states that if we nondegenerately add new intermediate species to a reaction network with nondegenerate multistationarity (which they call multiple positive nondegenerate equilibria, or MPNE), the new network also has nondegenerate multistationarity. For \bar{G} , this process on adding two intermediates, namely ES_n and FS_{n+1} results in the network



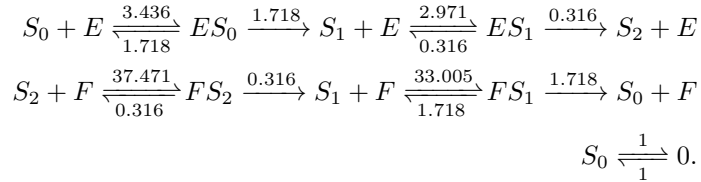
Also Theorem 2.18 ([BP18, Theorem 1]) implies we can add the reverse of an existing reaction and still preserve nondegenerate multistationarity (see [BP18, Remark 4.1]), hence



Which is just $\mathcal{P}_{S_i=0}^{n+1}$, also has nondegenerate multistationarity. \square

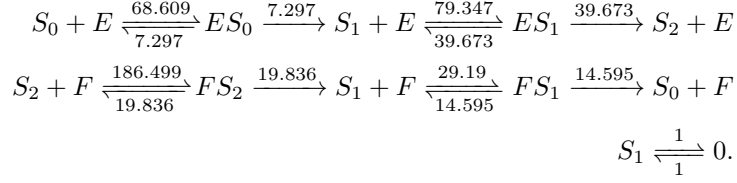
3.3. Numerical illustration and discussion. We get the following numerical results using the Chemical Reaction Network Toolbox [FEJK18].

Take the 2 site double phosphorylation cycle with the species S_0 open, with rates as follows



This system is multistationary with two steady states, $(x = \{x_{S_0}, x_{S_1}, x_{S_2}, x_{ES_0}, x_{ES_1}, x_{FS_1}, x_{FS_2}, x_E, x_F\})$
 $x^1 = \{1, 1.156, 1.018, 0.581, 3.163, 0.581, 3.163, 0.581, 0.052\}$ and
 $x^2 = \{1, 0.156, 0.018, 1.581, 1.163, 1.581, 1.163, 1.581, 1.052\}$, which are two nonzero, nondegenerate steady states. By symmetry (see Remark 3.3), the 2-site phosphorylation cycle with S_2 open is also multi-stationary with nondegenerate steady states.

Take the 2-site double phosphorylation cycle with the species S_1 open, with rates as follows



This system is multistationary with two nondegenerate steady state concentrations,
 $(x = \{x_{S_0}, x_{S_1}, x_{S_2}, x_{ES_0}, x_{ES_1}, x_{FS_1}, x_{FS_2}, x_E, x_F\})$
 $x^1 = \{1.156, 1, 0.156, 0.137, 0.025, 0.068, 0.05, 0.025, 0.068\}$ and
 $x^2 = \{0.156, 1, 1.156, 0.05, 0.068, 0.025, 0.137, 0.068, 0.025\}$

With this base case, we can prove Theorem 3.1, which implies that for any length of the Double phosphorylation cycle, the substrates travelling in and out of the system do not disrupt the multistable behaviour of the cycle. They are free to participate in other reactions, which is important considering the substrates are often phosphorylated for use in different processes, for example, in cascades ([HR16]), displaying the robustness of the system.

4. ENZYME-OPENING AND MONOSTATIONARITY

In contrast to what happens with the n -site double phosphorylation cycle when opening a set of substrates, when opening a set of enzymes its capacity for multistationarity is lost, and the network becomes monostationary. The strategy followed to prove this is based on the network modifications defined in Section 2.2. This is also the case for other networks, such as phosphorylation cascades, like the MAPK cascade (see Section 4.4). Along this section we present the tools that allow us to prove this for the two networks mentioned, which can also be applied to further ones of similar structure. Section 4.1 presents the main result and Section 4.2 the tools to prove it. Section 4.3 and Section 4.4 are devoted to the application of these to the n -site double phosphorylation network and phosphorylation cascades respectively.

4.1. Overview and main statement.

Theorem 4.1. *Let $G = (\mathcal{X}, \mathcal{C}, \mathcal{R})$ be a network and let $\mathcal{E} \subset \mathcal{X}$ be a set of independently conserved species. If $G_{-\mathcal{E}}$ has at most l steady states, then $G_{\mathcal{E}=0}$ also has at most l steady states. In particular, if $G_{-\mathcal{E}}$ is monostationary, then $G_{\mathcal{E}=0}$ is monostationary. This is the case if $G_{-\mathcal{E}}$ is (at most) monomolecular.*

A preliminary step in the proof requires noting that when opening a set of independently conserved species (see Definition 2.8) in a network, the corresponding open network has *Absolute Concentration Robustness (ACR)* on all those species, that is, for each of them there is a fixed value at positive steady state (see [SF10] and Section 4.2). This will be the content of Theorem 4.3.

A second step involves proving that when projecting $G_{\mathcal{E}=0}$ over $\mathcal{X} \setminus \mathcal{E}$ the number of positive steady states of the projected network is at least that of $G_{\mathcal{E}=0}$. Therefore, if $G_{\mathcal{E}=0}$ admits multistationarity, so does $(G_{\mathcal{E}=0})_{-\mathcal{E}} = G_{-\mathcal{E}}$ or, equivalently, if the later is monostationary so is $G_{\mathcal{E}=0}$.

As a consequence, detecting monostationarity for a network with less species will allow us to ensure monostationarity for a bigger network, as long as the species removed are independently conserved. This will give us a way to, for example, prove monostationarity of the semi-open extension of the n -site phosphorylation cycle where the open species are

the two enzymes (Section 4.3). The same will be possible for phosphorylation cascades, like the MAPK cascade (Section 4.4).

4.2. ACR, projection and inheritance. We will say that a reaction network has *Absolute Concentration Robustness (ACR)* in a certain species $X \in \mathcal{X}$ for a certain choice of kinetics, in the sense of [SF10], if the concentration of X at positive steady state is constant with this choice of kinetics, independently of the stoichiometric compatibility class, provided that there is some positive steady state. We will be considering our networks with mass action kinetics, as we have done up until now. Still, this property or the constant may depend on the specific reaction rates. We will say that the network has ACR if it does for all reaction rates for which there is some positive steady state.

The property of ACR confers a network a strong robustness against perturbations, as the concentration of the species under consideration will always return to the same stationary value. Moreover, this value does not depend on the initial concentrations.

In this work, we will use the property of ACR as a tool to guarantee monostationarity. In order to present our results about ACR, we need the following Lemma that will allow us to establish a connection between the possible steady state concentrations of species that are independently conserved in a network via a subnetwork.

Lemma 4.2 (Steady-State Projection). *Let $G = (\mathcal{X}, \mathcal{C}, \mathcal{R})$ be a network and let $\mathcal{E} \subset \mathcal{X}$ be a set of independently conserved species. Let $H = (\mathcal{E}, \mathcal{C}', \mathcal{R}')$ be any other network with \mathcal{E} as its set of species. If $z \in \mathbb{R}_{>0}^n$ is a steady state of $G \cup H$, then its projection $z_{\mathcal{E}}$ (Definition 2.12) is a steady state of H .*

Proof. Let us assume, without loss of generality, that $\mathcal{E} = \{X_i\}_{i=1,\dots,k}$ and write $\frac{dx}{dt} = f^G(x)$ and $\frac{d\tilde{x}}{dt} = f^H(\tilde{x})$ for the mass action ODE systems for G and H respectively, where $x = (x_1, \dots, x_n)$ and $\tilde{x} = (x_1, \dots, x_k)$. Then the mass action system $\frac{dx}{dt} = f^{G \cup H}(x)$ for $G \cup H$ is given by

$$\begin{aligned} \frac{dx_i}{dt} &= f_i^G(x_1, \dots, x_n) + f_i^H(x_1, \dots, x_k) \text{ for } i = 1, \dots, k \\ \frac{dx_i}{dt} &= f_i^G(x_1, \dots, x_n) \text{ for } i = k+1, \dots, n \end{aligned}$$

By hypothesis, there exist $w_{ij} \in \mathbb{R}$ for $i = 1, \dots, k$, $j = 1, \dots, n$ that gives a linear dependency relation among the polynomials f_j^G for each $j = 1, \dots, n$. Moreover, the w_{ij} can be chosen in a way so that the $k \times k$ -matrix $W_k = (w_{ij})_{i,j \in \{1, \dots, k\}}$ is invertible (see Remark 2.10):

$$\sum_{j=1}^n w_{ij} f_j^G(x_1, \dots, x_n) = 0. \quad (4.1)$$

Let $z = (z_1, \dots, z_n)$ be a positive steady state of $G \cup H$, then for $i = 1, \dots, k$,

$$\begin{aligned} 0 &= \sum_{j=1}^n w_{ij} f_j^{G \cup H}(z_1, \dots, z_n) \\ &= \sum_{j=1}^n w_{ij} f_j^G(z_1, \dots, z_n) + \sum_{j=1}^k w_{ij} f_j^H(z_1, \dots, z_k) \\ &= \sum_{j=1}^k w_{ij} f_j^H(z_1, \dots, z_k) \end{aligned} \quad (4.2)$$

Let a be the ACR value of X_1 in G , i.e., any positive steady state $z = (z_1, \dots, z_n)$ of G satisfies $z_1 = a$. We will show that for a given choice of reaction rates κ^* for G_{-X_1} , there is an injection between the steady states of G in a certain stoichiometric class and the steady states of G_{-X_1} in a certain stoichiometric class of the latter.

Given a choice κ^* of reaction rates on G_{-X_1} , let us write the associated mass action ODE system for G_{-X_1} as

$$\begin{aligned} \frac{dx_i}{dt} &= \tilde{f}_i(x_2, \dots, x_n) \\ &= \sum_{\tilde{y} \rightarrow \tilde{y}' \in \tilde{\mathcal{R}}} \kappa'_{\tilde{y} \rightarrow \tilde{y}'} x_2^{\tilde{y}_2} \cdots x_n^{\tilde{y}_n} (\tilde{y}'_i - \tilde{y}_i) \end{aligned}$$

for $i = 2, \dots, n$, where $\tilde{\mathcal{R}}$ is the set of reactions for G_{-X_1} . Note that by construction any reaction $(y_2, \dots, y_n) \rightarrow (y'_2, \dots, y'_n)$ in G_{-X_1} arises from a reaction $(y_1, \dots, y_n) \rightarrow (y'_1, \dots, y'_n)$ in G where the species X_1 was removed. Even more, when seen as an E-graph, we can think of the vertices and edges (complexes and reactions) of G_{-X_1} as a projection via $\pi : \mathbb{R}^{|\mathcal{X}|} \rightarrow \mathbb{R}^{|\mathcal{X} \setminus \mathcal{E}|}$ of the vertices and edges of G onto the coordinates $i = 2, \dots, n$. Note also that any reaction in G projects onto one of G_{-X_1} , although several reactions in G can be mapped to the same one. Hence one can rewrite for G the function f_i as

$$\begin{aligned} f_i(x) &= \sum_{y \rightarrow y' \in \mathcal{R}} \kappa_{y \rightarrow y'} x_1^{y_1} x_2^{y_2} \cdots x_n^{y_n} (y'_i - y_i) \\ &= \sum_{\tilde{y} \rightarrow \tilde{y}' \in \tilde{\mathcal{R}}} \sum_{y \rightarrow y' \in \mathcal{R} : \pi(y) = \tilde{y}, \pi(y') = \tilde{y}'} \kappa_{y \rightarrow y'} x_1^{y_1} x_2^{y_2} \cdots x_n^{y_n} (y'_i - y_i) \\ &= \sum_{\tilde{y} \rightarrow \tilde{y}' \in \tilde{\mathcal{R}}} \left(\sum_{y \rightarrow y' \in \mathcal{R} : \pi(y) = \tilde{y}, \pi(y') = \tilde{y}'} \kappa_{y \rightarrow y'} x_1^{y_1} \right) x_2^{\tilde{y}_2} \cdots x_n^{\tilde{y}_n} (\tilde{y}'_i - \tilde{y}_i) \end{aligned}$$

for $i = 2, \dots, n$, where $\pi((y_1, \dots, y_n)) = (y_2, \dots, y_n)$ is the projection over the coordinates $i = 2, \dots, n$.

Now any positive steady state $z = (a, z_2, \dots, z_n)$ of G satisfies:

$$f_i(z) = \sum_{\tilde{y} \rightarrow \tilde{y}' \in \tilde{\mathcal{R}}} \left(\sum_{y \rightarrow y' \in \mathcal{R} : \pi(y) = \tilde{y}, \pi(y') = \tilde{y}'} \kappa_{y \rightarrow y'} a^{y_1} \right) z_2^{\tilde{y}_2} \cdots z_n^{\tilde{y}_n} (\tilde{y}'_i - \tilde{y}_i) = 0$$

for $i = 2, \dots, n$. But then, any such z satisfies

$$0 = \sum_{\tilde{y} \rightarrow \tilde{y}' \in \tilde{\mathcal{R}}} \tilde{\kappa}^*_{\tilde{y} \rightarrow \tilde{y}'} z_2^{\tilde{y}_2} \cdots z_n^{\tilde{y}_n} (\tilde{y}'_i - \tilde{y}_i) = f'_i(z_2, \dots, z_n)$$

for $i = 2, \dots, n$, with the rates

$$\tilde{\kappa}^*_{\tilde{y} \rightarrow \tilde{y}'} = \sum_{y \rightarrow y' \in \mathcal{R} : \pi(y) = \tilde{y}, \pi(y') = \tilde{y}'} \kappa_{y \rightarrow y'} a^{y_1}, \quad (4.5)$$

and is therefore a positive steady state of G_{-X_1} . Finally, recall from Remark 2.14 that the stoichiometric subspace $\text{im } \Gamma_{-X_1}$ of G_{-X_1} is just the projection of the stoichiometric subspace $\text{im } \Gamma$ of G .

Now, suppose that G has l different steady states $z^j = (a, z_2^j, \dots, z_n^j)$, $j = 1, \dots, l$ for some κ^* in the same stoichiometric compatibility class. Then, these give rise to l different steady states $\tilde{z}^j = (z_2^j, \dots, z_n^j)$ of G_{-X_1} for $\tilde{\kappa}^*$ obtained from κ^* and a as in (4.5), which will also be in the same compatibility class of G_{-X_1} : indeed, for any $j, k \in \{1, \dots, l\}$, $j \neq k$, as z^j and z^k are in the same compatibility class, by Remark 2.6 we have that $z^k - z^j = (0, z_2^k - z_2^j, \dots, z_n^k - z_n^j) \in \text{im } \Gamma$. But then $\tilde{z}^k - \tilde{z}^j = (z_2^k - z_2^j, \dots, z_n^k - z_n^j) \in \text{im } \Gamma_{-X_1}$ the stoichiometric subspace of G_{-X_1} , thus proving that all projected steady states \tilde{z}^j are

in the same compatibility class. Thus, G_{-X_1} has l different steady states in the same compatibility class for some choice of reaction rates $\tilde{\kappa}^*$. \square

Example 4.6. Consider G given by (2.3). We will prove that $G_{Z=0}$ (see (4.4)) is monostationary by using the previous results and showing that G_{-Z} is monostationary, thus exemplifying Theorem 4.1.

As we saw in Example 4.4, $G_{Z=0}$ has ACR in Z , and there are no conservation laws, thus we can apply Lemma 4.5 to $G_{Z=0}$. Note that $(G_{Z=0})_{-Z}$ gives:



which is the same reaction network as G_{-Z} (see (2.8)) as shown in Example 2.15. Because G_{-Z} is monomolecular, it has deficiency zero and thus it is monostationary (as shown in Remark 2.21). Moreover, as it is weakly reversible and has no conservation laws, there is a unique steady state (see Theorem 2.20). Thus, Lemma 4.5 implies that $G_{Z=0}$ is monostationary too.

The proof of Theorem 4.1 now follows from taking $G_{\mathcal{E}=0}$ in Lemma 4.5, as Theorem 4.3 guarantees that the hypotheses are satisfied. The last statement is a consequence of Remark 2.21.

Consider G and H satisfying the conditions of Lemma 4.2, that is, $G = (\mathcal{X}, \mathcal{C}, \mathcal{R})$, $\mathcal{E} \subset \mathcal{X}$ set of independently conserved species, and $H = (\mathcal{E}, \mathcal{C}', \mathcal{R}')$. Then, more generally, by Lemma 4.2 and Lemma 4.5 we see that if $G_{-\mathcal{E}}$ has at most l steady states and H has a unique steady state, then $G \cup H$ also has at most l steady states. This is because $(G \cup H)_{-\mathcal{E}} = G_{-\mathcal{E}}$. In summary, we have the following proposition:

Proposition 4.7. *Let $G = (\mathcal{X}, \mathcal{C}, \mathcal{R})$ be a network and let $\mathcal{E} = \{E_i\}_{i=1,\dots,k} \subset \mathcal{X}$ be a set of independently conserved species. Let $H = (\mathcal{E}, \mathcal{C}', \mathcal{R}')$ be a network with \mathcal{E} as its set of species such that it has a unique steady state. If $G_{-\mathcal{E}}$ has at most l steady states, then $G \cup H$ also has at most l steady states.*

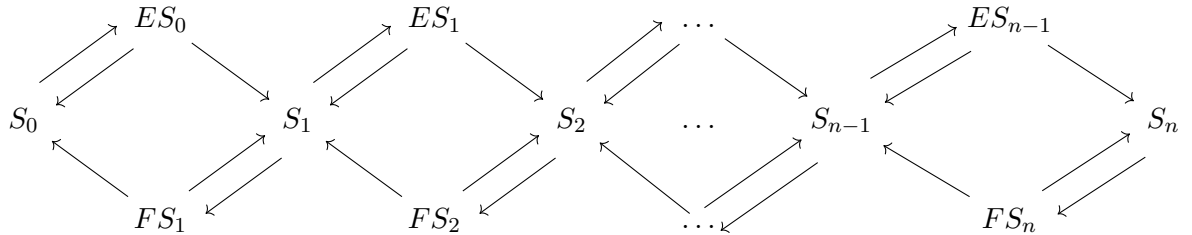
4.3. Application to the n -site double phosphorylation cycle.

Theorem 4.8. *The n -site double phosphorylation cycle (2.10) with the enzymes $\mathcal{E} = \{E, F\}$ open, $\mathcal{P}_{\mathcal{E}=0}^n$, is monostationary.*

Proof. First, note that E and F are independently conserved in \mathcal{P}^n . Indeed, E is in conservation law L_E but not L_F (see (2.11)), and similarly F is in law L_F but not L_E .

Now consider the network $\mathcal{P}_{-\{E,F\}}^n$. Our goal is to prove that $\mathcal{P}_{-\{E,F\}}^n$ is monostationary. Note that any bimolecular complex in G has either the species E or F on it, so $\mathcal{P}_{-\{E,F\}}^n$ will be monomolecular. Thus the number of complexes $|\mathcal{C}|$ equals the number of species after removing E and F , which is $3n + 1$ in this case.

Note also that $\mathcal{P}_{-\{E,F\}}^n$ is weakly reversible with one connected component, as there is a cycle that goes through every complex at least once:



so $\ell = 1$. Finally, the dimension of the stoichiometric subspace is $\dim(\text{im } \Gamma) = \ker(W) = 3n$, as there are $3n + 1$ species and only one conservation law remaining. Thus, the deficiency of $\mathcal{P}_{-\{E,F\}}^n$ is $\delta = |\mathcal{C}| - \ell - \dim(\text{im } \Gamma) = 3n + 1 - 1 - 3n = 0$, and by the Deficiency Zero Theorem (Theorem 2.20), $\mathcal{P}_{-\{E,F\}}^n$ is monostationary. Thus, by Theorem 4.1, so is $\mathcal{P}_{\{E,F\}=0}^n$. \square

Remark 4.9. A similar proof shows that opening $\mathcal{E} = \{E, F, S_i\}$ for any i is also monostationary, using the third conservation law. Indeed, in this case the number of species decreases by one, to $3n$, the number of conservation laws decreases to 0, and the number of complexes stays the same, $3n + 1$, as the complex for S_i is lost, but we get a new complex for 0. Thus, the deficiency still is $\delta = 3n + 1 - 1 - 3n = 0$.

As for the latter the stoichiometric subspace is already the whole space, the same will be true if \mathcal{E} is given by both enzymes and any subset of substrates, due to Theorem 3.4.

Remark 4.10. Note that this proof still works independently of the number or structure of the intermediates. We could remove intermediates in some steps, add intermediates in others. This will work as long as intermediates appear only once. Otherwise the method could still work, but it would require a more careful consideration.

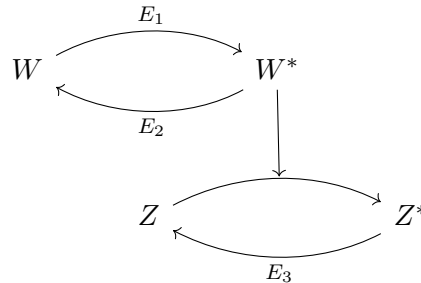
Remark 4.11. It is not clear from any theoretical development what would happen to $\mathcal{P}_{\mathcal{E}=0}^2$ with more complicated choices of \mathcal{E} . For example, from numerical computations we know that if $\mathcal{E} = \{E, S_1\}$ or $\mathcal{E} = \{E, S_1, S_2\}$ the network is monostationary, while for $\mathcal{E} = \{E, S_0\}$ or even $\mathcal{E} = \{E, S_0, S_1\}$ it admits multistationarity. The results here are also not enough to prove any of these cases.

In Section 4.2 we introduced the property of ACR in a species. It comes as a consequence of Theorem 4.3 that the n -site double phosphorylation cycle gains ACR in any enzyme when that enzyme is open:

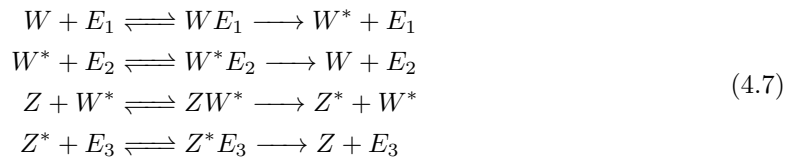
Corollary 4.12. *Let $n \geq 1$ and let \mathcal{E} be any subset of enzymes. Then $\mathcal{P}_{\mathcal{E}=0}^n$ has ACR in all species of \mathcal{E} .*

This is a direct application of Theorem 4.3, since the enzymes are independently conserved in \mathcal{P}^n .

4.4. Extension to cascade networks. This approach can be greatly generalized to work on cascade-type networks. These networks have species that act as both *substrates* and *enzymes* in different reactions. For example, consider the following simple cascade diagram:



Which gives the reaction network G given by



There are 5 independent conservation laws:

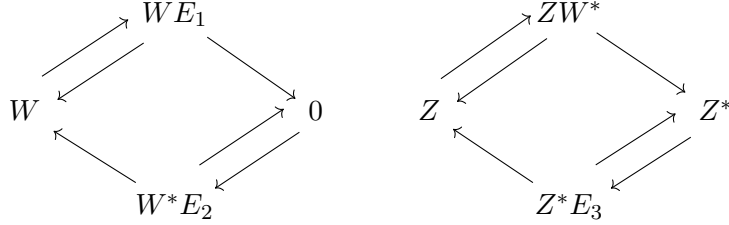
$$\begin{aligned}
L_{E_1} : \quad & x_{E_1} + x_{WE_1} = T_{E_1} \\
L_{E_2} : \quad & x_{E_2} + x_{W^*E_2} = T_{E_2} \\
L_{E_3} : \quad & x_{E_3} + x_{Z^*E_3} = T_{E_3} \\
L_W : \quad & x_W + x_{WE_1} + x_{W^*} + x_{W^*E_2} + x_{ZW^*} = T_W \\
L_Z : \quad & x_Z + x_{ZW^*} + x_{Z^*} = x_{Z^*E_3} = T_Z
\end{aligned} \tag{4.8}$$

where $T = (T_{E_1}, T_{E_2}, T_{E_3}, T_W, T_Z)$ takes values in $\mathbb{R}_{>0}^5$.

Proposition 4.13. *The cascade network G (Eq. (4.7)), with the enzymes $\mathcal{E} = \{E_1, E_2, E_3, W^*\}$ open, $G_{\mathcal{E}=0}$, is monostationary.*

Proof. Note that \mathcal{E} is independently conserved, as each enzyme shows up in exactly one of the conservation laws $T_{E_1}, T_{E_2}, T_{E_3}, T_W$.

The goal then is to prove that $G_{-\mathcal{E}}$ is monostationary. But the resulting network is

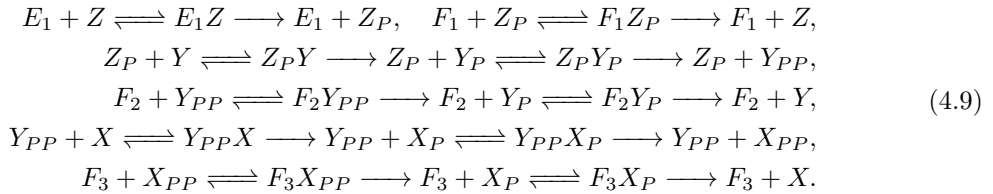


which has deficiency $\delta = |\mathcal{C}| - \ell - \dim \text{im } \Gamma_{-\mathcal{E}} = 8 - 2 - (7 - 1) = 0$, where $\dim \text{im } \Gamma_{-\mathcal{E}} = 7 - 1$ as there are 7 species and one conservation law left. Then, by Theorem 2.20, $G_{-\mathcal{E}}$ is monostationary, and by Theorem 4.1, so is $G_{\mathcal{E}=0}$. \square

To showcase how our method can be used to study more biologically meaningful networks, we will use the example of the mitogen-activated protein kinase (MAPK) cascade. The MAPK cascade (Fig. 1) is a heavily studied network that models multiple biological behaviors in cells. The model was first developed by [HF96], who showed that the cascade may exhibit ultrasensitive behavior, and thus it is a good candidate for switch-like processes like mitogenesis or cell-fate determination. The model has been numerically shown to exhibit bistability and oscillatory behavior [QNK07, FM98, Kho00], and proven in [BP18] to exhibit nondegenerate multistationarity. Here we will show how our results prove that when opening all species acting like enzymes the network becomes monostationary.

As in [BP18], we use the following abbreviations for readability reasons of the reaction networks: $X = \text{MAPK}$, $Y = \text{MKK}$, $Z = \text{MKKK}$.

We call the MAPK network \mathcal{M}^1 (Fig. 1). This is a network with 22 species and 30 reactions, which is represented by the following reactions:



Proposition 4.14. *Let $\mathcal{M}_{\mathcal{E}=0}^1$ be the network obtained from the MAPK cascade, \mathcal{M}^1 (Eq. (4.9)) by opening the species $\mathcal{E} = \{F_1, F_2, F_3, E_1, Z_P, Y_{PP}\}$. Then $\mathcal{M}_{\mathcal{E}=0}^1$ is monostationary.*

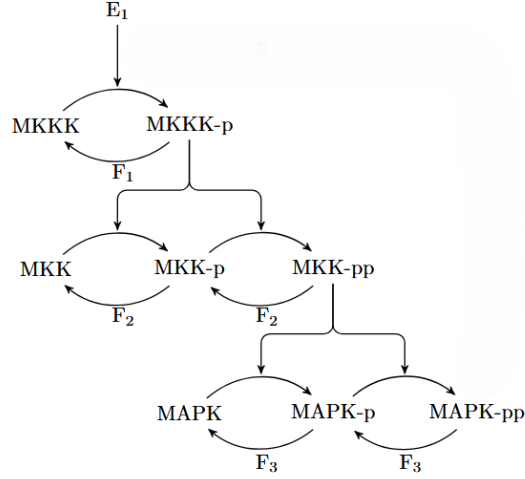
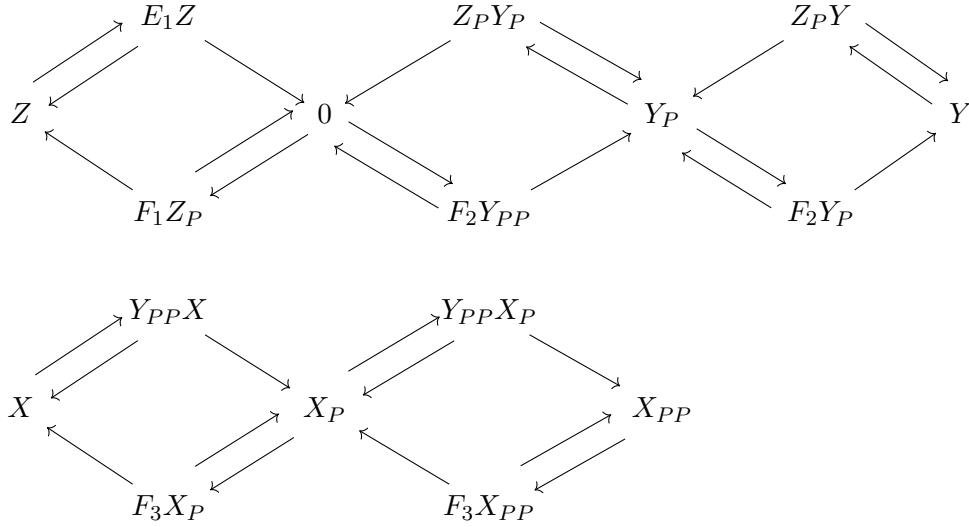


FIGURE 1. The MAPK cascade network

Proof. Note that \mathcal{M}^1 has 7 concentration laws, for the total amounts of $X, Y, Z, E_1, F_1, F_2, F_3$, and that the set of the species behaving like enzymes, $\mathcal{E} = \{F_1, F_2, F_3, E_1, Z_P, Y_{PP}\}$ is independently conserved in \mathcal{M}^1 . Thus, by Theorem 4.1, it is enough to prove that the projected network $\mathcal{M}_{-\mathcal{E}}^1 = (\mathcal{M}_{\mathcal{E}=0}^1)_{-\mathcal{E}}$ is monostationary to show that so is $\mathcal{M}_{\mathcal{E}=0}^1$. Then $\mathcal{M}_{-\mathcal{E}}^1$ is given by:



which has deficiency $\delta = |\mathcal{C}| - \ell - \dim \text{im } \Gamma_{-\mathcal{E}} = 17 - 2 - (16 - 1) = 0$, where $\dim \text{im } \Gamma_{-\mathcal{E}} = 16 - 1$ as there are 16 species and one conservation law left. Then, by Theorem 2.20, $\mathcal{M}_{-\mathcal{E}}^1$ is monostationary and, by Theorem 4.1, so is $\mathcal{M}_{\mathcal{E}=0}^1$. \square

5. DISCUSSION AND FUTURE WORK

Our results give a compact, structural picture of how semi-opening a phosphorylation-dephosphorylation cycle reshapes its steady-state landscape. Working under mass action kinetics we show that these networks are remarkably asymmetric with respect to which species are allowed to exchange with an external reservoir: permitting any nonempty set of substrates to flow in and out preserves the network's capacity for (nondegenerate) multistationarity, while permitting the enzymes to flow (even when some substrates are

also opened) destroys that capacity and yields a monostationary system. The two claims are proved by different but complementary means. The substrate result is constructive: steady states and their nondegeneracy extend inductively as phosphorylation sites are added, so adding more phosphorylation sites does not remove the algebraic mechanism by which multiple positive equilibria arise, even when some (or all) substrates are open. By contrast, the enzyme result is structural: opening an independently conserved enzyme subsystem produces ACR in those species, and a projection over the remaining species often reduces the dynamics to a monostationary core (for example a monomolecular, weakly reversible projection where we can apply deficiency-zero arguments). Thus ACR detection together with projection gives a simple criterion (Theorem 4.1) that explains why enzyme exchange acts as a robust “switch” from multistationarity to uniqueness of equilibrium. As an additional result we obtain here that the processive n -site double phosphorylation cycle with both enzymes open has ACR in these, so there is certain robustness in their concentration too.

Biologically, this dichotomy has an intuitive interpretation. Substrates are the carriers of modification states and can be coupled to downstream processes without losing their ability to support multiple steady states; their exchange models consumption, synthesis, or wiring to other pathways, and so preserves the cycle’s switching potential. Enzymes, on the other hand, are the scarce, conserved mediators whose conservation and reuse create the competition that produces multiple steady states; allowing enzymes to be replenished or removed from the local system breaks that conservation and collapses the mechanism for multistationarity. This perspective complements and sharpens earlier observations about fully open networks and entrapped species: it identifies which classes of species matter most for switching and why.

The paper also contributes methodological tools of independent interest. The inductive construction for extending steady states across sites is elementary and broadly applicable to multisite motifs; the ACR-plus-projection reduction ties robustness properties of a small, open subsystem to global conclusions via classical network theorems. These tools are relatively easy to check in enzyme-centric architectures and thus provide a practical route to diagnose when semi-open modifications will preserve or eliminate multistationarity.

In short, by isolating the different roles of substrates and enzymes and by connecting ACR and projection to classical deficiency arguments, this work provides a compact, testable explanation for when environmental exchange preserves biochemical switching and when it enforces unique steady states, a distinction with direct implications for modeling, experimental design, and synthetic circuit engineering.

This work has clear limitations: our hypotheses include an independent-conservation condition for the open enzymes, and all results are proven with limited claims about stability. Future work will aim at combining our structural results with bifurcation and stability analyses. But first we will explore the general use of these tools in future work and apply the framework to larger cascade and phosphorylation families and experimentally grounded models. We will also study how to best use these new tools together with the extensive tools already found in the literature in the more general context of embedded networks and inheritance results.

ACKNOWLEDGMENTS

We acknowledge the Max Planck Institute for the Mathematical Sciences in Leipzig, Germany as well as the Simons Laufer Mathematical Sciences Institute for funding and organizing the MSRI-MPI Leipzig Summer Graduate School on Algebraic Methods for Biochemical Reaction Networks in June 2023, where the initial steps of this research were taken, as well as the instructors of the school for suggesting these questions.

PN would like to thank Dr. Philippe Nghe for constructive discussion and funding through Grant ERC AbioEvo (101002075). BP-E has been funded by the Spanish Ministry of Economy project with reference number PID2022-138916NB-I00. DR was supported in part by the Fulbright Program.

REFERENCES

- [And11] David Anderson. A proof of the global attractor conjecture in the single linkage class case. *SIAM Journal on Applied Mathematics*, 71, 01 2011.
- [AS06] David Angeli and Eduardo D. Sontag. Translation-invariant monotone systems, and a global convergence result for enzymatic futile cycles. *Nonlinear Analysis Real World Applications*, 9(1):128–140, 11 2006.
- [BBK⁺06] William J. Blake, Gábor Balázsi, Michael A. Kohanski, Farren J. Isaacs, Kevin F. Murphy, Yina Kuang, Charles R. Cantor, David R. Walt, and James J. Collins. Phenotypic consequences of Promoter-Mediated transcriptional noise. *Molecular Cell*, 24(6):853–865, 12 2006.
- [BCP21] Alessandro Borri, Francesco Carravetta, and Pasquale Palumbo. The double Phospho/Dephosphorylation cycle as a benchmark to validate an effective Taylor Series method to integrate ordinary differential equations. *Symmetry*, 13(9):1684, 9 2021.
- [BDG20] Frédéric Bihan, Alicia Dickenstein, and Magalí Giaroli. Lower bounds for positive roots and regions of multistationarity in chemical reaction networks. *Journal of Algebra*, 542:367–411, 2020.
- [BFF92] Richard J. Bagley, J. Doyne Farmer, and Walter Fontana. Evolution of a metabolism. *Artificial life II*, 10:141–158, 1992.
- [BMC⁺04] Nathalie Q. Balaban, Jack Merrin, Remy Chait, Lukasz Kowalik, and Stanislas Leibler. Bacterial persistence as a phenotypic switch. *Science*, 305(5690):1622–1625, 8 2004.
- [BP18] Murad Banaji and Casian Pantea. The inheritance of nondegenerate multistationarity in chemical reaction networks. *SIAM Journal on Applied Mathematics*, 78(2):1105–1130, 2018.
- [CDJS⁺20] Gheorghe Craciun, Matthew D. Johnston, Gábor Szederkényi, Elisa Tonello, János Tóth, and Polly Y. Yu. Realizations of kinetic differential equations. *Mathematical Biosciences and Engineering*, 17(1):862–892, 2020.
- [CF06] Gheorghe Craciun and Martin Feinberg. Multiple equilibria in complex chemical reaction networks: extensions to entrapped species models. *IEE Proc.-Syst. Biol.*, 153(4), 2006.
- [CF10] Gheorghe Craciun and Martin Feinberg. Multiple equilibria in complex chemical reaction networks: Semiopen mass action systems. *SIAM Journal on Applied Mathematics*, 70(6):1859–1877, 2010.
- [CFW20] Daniele Cappelletti, Elisenda Feliu, and Carsten Wiuf. Addition of flow reactions preserving multistationarity and bistability. *Mathematical biosciences*, 320:108295, 2 2020.
- [CIT19] Carsten Conradi, Alexandru Iosif, and Kahle Thomas. Multistationarity in the space of total concentrations for systems that admit a monomial parametrization. *Bulletin of Mathematical Biology*, 81, 2019.
- [CJY23] Gheorghe Craciun, Jiaxin Jin, and Polly Y. Yu. An algorithm for finding weakly reversible deficiency zero realizations of polynomial dynamical systems. *SIAM Journal on Applied Mathematics*, 83(4):1717–1737, 2023.
- [Cra19] Gheorghe Craciun. Polynomial dynamical systems, reaction networks, and toric differential inclusions. *SIAM Journal on Applied Algebra and Geometry*, 3(1):87–106, 2019.
- [CS15] Carsten Conradi and Anne Shiu. A global convergence result for processive multisite phosphorylation systems. *Bulletin of Mathematical Biology*, 77(1):126–155, 2015.
- [Fei72] Martin Feinberg. Complex balancing in general kinetic systems. *Archive for rational mechanics and analysis*, 49(3):187–194, 1972.
- [Fei87] Martin Feinberg. Chemical reaction network structure and the stability of complex isothermal reactors—i. the deficiency zero and deficiency one theorems. *Chemical Engineering Science*, 42(10):2229–2268, 1987.
- [FEJK18] Martin Feinberg, Phillipp Ellison, Haixia Ji, and Daniel Knight. The chemical reaction network toolbox, windows version, November 2018.
- [FH74] Martin Feinberg and Fritz Horn. Dynamics of open chemical systems and the algebraic structure of the underlying reaction network. *Chemical Engineering Science*, 29(3):775–787, 1974.
- [FM98] James E. Ferrell and Eric M. Machleder. The biochemical basis of an all-or-none cell fate switch in xenopus oocytes. *Science*, 280(5365):895–898, May 1998.

- [FRW20] Elisenda Feliu, Alan D Rendall, and Carsten Wiuf. A proof of unlimited multistability for phosphorylation cycles. *Nonlinearity*, 33(11):5629–5658, 9 2020.
- [Gun05] Jeremy Gunawardena. Multisite protein phosphorylation makes a good threshold but can be a poor switch. *Proceedings of the National Academy of Sciences*, 102(41):14617–14622, 9 2005.
- [HF96] Chi-Ying F. Huang and James E. Ferrell. Ultrasensitivity in the mitogen-activated protein kinase cascade. *Proceedings of the National Academy of Sciences*, 93(19):10078–10083, 1996.
- [Hor72] Fritz Horn. Necessary and sufficient conditions for complex balancing in chemical kinetics. *Archive for Rational Mechanics and Analysis*, 49(3):172–186, 1972.
- [HR16] Juliette Hell and Alan D. Rendall. Sustained oscillations in the MAP kinase cascade. *Mathematical Biosciences*, 282:162–173, 10 2016.
- [JS04] Gail V. W. Johnson and William H. Stoothoff. Tau phosphorylation in neuronal cell function and dysfunction. *Journal of Cell Science*, 117(24):5721–5729, 11 2004.
- [JS13] Badal Joshi and Anne Shiu. Atoms of multistationarity in chemical reaction networks. *J. Math. Chem.*, 51(1):153–178, 2013.
- [JSS11] Matthew Johnston, David Siegel, and Gabor Szederkenyi. Dynamical equivalence and linear conjugacy of chemical reaction networks: New results and methods. *Match*, 68, 11 2011.
- [Kho00] Boris N. Kholodenko. Negative feedback and ultrasensitivity can bring about oscillations in the mitogen-activated protein kinase cascades. *European Journal of Biochemistry*, 267(6):1583–1588, March 2000.
- [KUKY06] Akiko Kashiwagi, Itaru Urabe, Kunihiko Kaneko, and Tetsuya Yomo. Adaptive response of a gene network to environmental changes by Fitness-Induced attractor selection. *PLoS ONE*, 1(1):e49, 12 2006.
- [LK99] Michel Laurent and Nicolas Kellershohn. Multistability: a major means of differentiation and evolution in biological systems. *Trends in Biochemical Sciences*, 24(11):418–422, 11 1999.
- [OTL⁺04] Ertugrul M. Ozbudak, Mukund Thattai, Han N. Lim, Boris I. Shraiman, and Alexander Van Oudenaarden. Multistability in the lactose utilization network of Escherichia coli. *Nature*, 427(6976):737–740, 2 2004.
- [Pan12] Casian Pantea. On the persistence and global stability of mass-action systems. *SIAM Journal on Mathematical Analysis*, 44(3):1636–1673, 2012.
- [QNKs07] Liang Qiao, Robert B Nachbar, Ioannis G Kevrekidis, and Stanislav Y Shvartsman. Bistability and oscillations in the huang-ferrell model of mapk signaling. *PLoS Computational Biology*, 3(9):e184, September 2007.
- [SF10] Guy Shinar and Martin Feinberg. Structural sources of robustness in biochemical reaction networks. *Science*, 327(5971):1389–1391, 2010.
- [SH06] Carlos Salazar and Thomas Höfer. Competition effects shape the response sensitivity and kinetics of phosphorylation cycles in cell signaling. *Annals of the New York Academy of Sciences*, 1091(1):517–530, 12 2006.
- [TG09] Matthew Thomson and Jeremy Gunawardena. Unlimited multistability in multisite phosphorylation systems. *Nature*, 460(7252):274–277, 6 2009.
- [Tor19] Angélica Torres. *Algebraic methods for bistability and oscillations in reaction networks*. PhD thesis, University of Copenhagen, 2019.
- [VAME10] Paolo Visco, Rosalind J. Allen, Satya N. Majumdar, and Martin R. Evans. Switching and growth for microbial populations in catastrophic responsive environments. *Biophysical Journal*, 98(7):1099–1108, 4 2010.
- [WF13] Carsten Wiuf and Elisenda Feliu. Power-law kinetics and determinant criteria for the preclusion of multistationarity in networks of interacting species. *SIAM Journal on Applied Dynamical Systems*, 12(4):1685–1721, 2013.
- [WS08] Liming Wang and Eduardo D. Sontag. On the number of steady states in a multiple futile cycle. *J. Math. Biol.*, 57:29–52, 2008.
- [XF03] Wen Xiong and James E. Ferrell. A positive-feedback-based bistable ‘memory module’ that governs a cell fate decision. *Nature*, 426(6965):460–465, 11 2003.
- [YSE25] Shenghao Yao, AmirHosein Sadeghimanesh, and Matthew England. Understanding multistationarity of fully open reaction networks. *Bulletin of Mathematical Biology*, 87(176), 2025.