

Facial-R1: Aligning Reasoning and Recognition for Facial Emotion Analysis

Jiulong Wu^{1,2*}, Yucheng Shen^{1*}, Lingyong Yan², Haixin Sun¹,
Deguo Xia², Jizhou Huang², Min Cao^{1†}

¹School of Computer Science and Technology, Soochow University, Suzhou, China

²Baidu Inc., Beijing, China

wjlwujiulong@gmail.com, mcao@suda.edu.cn

Abstract

Facial Emotion Analysis (FEA) extends traditional facial emotion recognition by incorporating explainable, fine-grained reasoning. The task integrates three sub-tasks—emotion recognition, facial Action Unit (AU) recognition, and AU-based emotion reasoning—to jointly model affective states. While recent approaches leverage Vision-Language Models (VLMs) and achieve promising results, they face two critical limitations: (1) hallucinated reasoning, where VLMs generate plausible but inaccurate explanations due to insufficient emotion-specific knowledge; and (2) misalignment between emotion reasoning and recognition, caused by fragmented connections between observed facial features and final labels. We propose Facial-R1, a three-stage alignment framework that effectively addresses both challenges with minimal supervision. First, we employ instruction fine-tuning to establish basic emotional reasoning capability. Second, we introduce reinforcement training guided by emotion and AU labels as reward signals, which explicitly aligns the generated reasoning process with the predicted emotion. Third, we design a data synthesis pipeline that iteratively leverages the prior stages to expand the training dataset, enabling scalable self-improvement of the model. Built upon this framework, we introduce FEA-20K, a benchmark dataset comprising 17,737 training and 1,688 test samples with fine-grained emotion analysis annotations. Extensive experiments across eight standard benchmarks demonstrate that Facial-R1 achieves state-of-the-art performance in FEA, with strong generalization and robust interpretability.

Code & Datasets — <https://github.com/RobitsG/Facial-R1>

1 Introduction

Facial Emotion Analysis (FEA) (Chaubey et al. 2025; Lan et al. 2025; Li et al. 2024) is an evolved task derived from traditional Facial Emotion Recognition (FER) (Mao et al. 2025; Shu et al. 2022; Liu et al. 2024a). Compared to FER, which usually classifies the facial emotions without explanation, FEA extends the FER as an explainable and explicit emotion reasoning process, including three sub-tasks: facial action unit (AU) recognition, AU-based emotion reasoning,

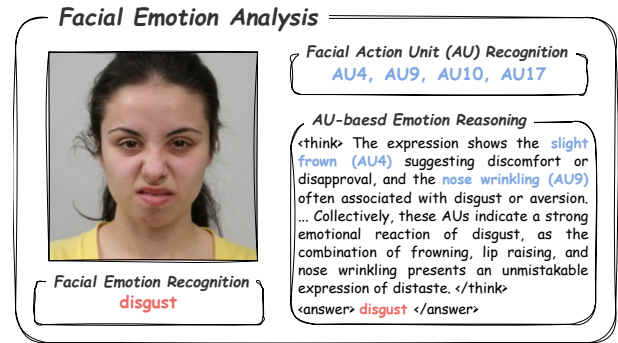


Figure 1: Illustration of facial emotion analysis task. Unlike traditional facial emotion recognition, which directly outputs a predicted emotion (e.g., *disgust*), facial emotion analysis decomposes the task into three interrelated sub-tasks: (1) **Facial Action Unit (AU) Recognition**, where local facial muscle movements (e.g., AU4: slight frown ...) are identified; (2) **AU-based Emotion Reasoning**, which generates natural language explanations linking the detected AUs to the predicted emotion; and (3) **Facial Emotion Recognition**, producing the final emotion label. Together, these results enable an explainable and interpretable emotion recognition, bridging the gap between low-level visual cues and high-level affective understanding.

and facial emotion recognition. As shown in Figure 1, a complete FEA process simultaneously recognizes the final emotion (e.g., “disgust”), detects key facial action units like the brow lowerer (AU4), and generates a detailed reasoning process to explain its judgment. These tasks work together to enhance model interpretability and trustworthiness, and promote real-world applicability.

Recent works (Li et al. 2024; Yuan, Zeng, and Shan 2023; Lan et al. 2025; Chaubey et al. 2025) leverage the powerful reasoning capabilities of Vision-Language Models (VLMs) (Liu et al. 2024b; Chen et al. 2024b; Bai et al. 2025) for the FEA task. Despite their promising performance, these approaches still present two key challenges: 1) **Hallucination in the reasoning process**. The reasoning process may generate plausible yet inaccurate emotion interpretations that deviate from the actual input image or

*These authors contributed equally.

†Corresponding author.

instruction. This issue arises due to the lack of emotion-specific prior knowledge in VLMs, leading to misinterpretation or omission of key facial features that are critical for accurate emotion recognition. 2) **Misalignment between reasoning and recognition.** Even when the model identifies relevant emotional cues during reasoning, the resulting analysis may conflict with the final emotion recognition output. This inconsistency stems from fragmented reasoning paths between observed facial features and emotion labels, where models fail to establish coherent causal relationships between visual evidence and emotional conclusions. Some approaches (Yuan, Zeng, and Shan 2023; Lan et al. 2025; Li et al. 2024) attempt to address these challenges by constructing fine-grained emotion analysis data for instruction fine-tuning. However, emotion reasoning is inherently complex and typically demands high-quality, large-scale data, which is often difficult to collect, limiting the interpretability and generalization of FEA methods. Additionally, overly strict instruction fine-tuning constrains the VLM’s thinking, forcing it to follow predefined reasoning paths while ignoring potentially effective cues.

To address these challenges, we introduce Facial-R1, a three-stage alignment training framework. Specifically, we first develop a minimal supervised fine-tuning (SFT), requiring only 300 high-quality emotion analysis samples generated by GPT-4o-mini (Hurst et al. 2024). The SFT stage effectively mitigates hallucinations by establishing basic emotion reasoning capability in VLMs. Second, we initiate reinforcement learning (RL) by designing two emotional factors—AUs (Ekman and Friesen 1978) and emotion label—as reward signals. The AU factor enables the model to ground its analysis in concrete facial features present in the image, enhancing the rationality of emotion reasoning. The emotion label factor enforces alignment between the reasoning process and the final emotion label, ensuring the accuracy of emotion recognition. Notably, our RL strategy only requires the model to consider two emotional facts without strictly limiting the thinking details, enhancing flexibility compared to SFT. In the third stage, we perform a data synthesis strategy that iteratively expands the training dataset using the model trained on the previous two stages, with automated filtering and manual inspection to ensure data quality. This stage bypasses the data collection bottleneck faced by previous methods (Li et al. 2024). Through multiple iterative training, we construct a large-scale emotion analysis dataset, FEA-20K, and achieve state-of-the-art in three emotion analysis tasks across eight diverse benchmarks. FEA-20K comprises 17,737 automatically constructed training samples and 1,688 manually verified test samples, divided into three tasks: facial emotion recognition, AU recognition, and AU-based emotion reasoning. Compared to existing methods that demand extensively labeled datasets (Lan et al. 2025; Li et al. 2024; Chaubey et al. 2025), our framework requires only minimal supervision—a small set of example data and weakly labeled emotional factors. Furthermore, our framework enables the model to flexibly reason about the potential connections between facial features and emotions through our innovative reward mechanism that leverages emotional factors during training.

In summary, unlike traditional methods that rely exclusively on manually labeled data—a key limitation that constrains their ability to solve hallucination and misalignment—Facial-R1 overcomes the limitation with three key innovations: (1) We introduce *FEA-20K*, a large-scale fine-grained emotion analysis dataset constructed with low initialization costs, effectively bypassing the data collection bottleneck that hinders the performance of previous approaches. (2) We propose *Facial-R1*, a three-stage reasoning training framework designed for FEA task. Our framework promotes flexible reasoning patterns that emerge naturally during training, rather than enforcing predetermined paths, enhancing adaptability and robustness. (3) Extensive experiments across eight diverse benchmarks demonstrate that Facial-R1 exhibits powerful generalization capabilities in various face-related tasks, comprehensively outperforming existing methods.

2 Related Work

Facial Emotion Analysis is an important research topic in the field of affective computing (Zhang et al. 2025). It includes three primary sub-tasks: facial emotion recognition, facial action units (AU) recognition, and AU-based emotion reasoning. Traditional methods (Ning et al. 2024; Liu et al. 2024a) relied on handcrafted features (e.g., SIFT (Lindeberg 2012)) and machine learning classifiers for sentiment analysis, but struggled with complex emotions and interpretability (Lian et al. 2023). Recent studies (Lan et al. 2025; Li et al. 2024; Cheng et al. 2024; Chaubey et al. 2025) shift towards unified models that generate explanatory reasoning alongside recognition, driven by critical applications in domains such as mental health monitoring.

Vision-Language Models have demonstrated impressive capabilities in multimodal reasoning tasks (Wang et al. 2024; Zhang et al. 2024; Sui et al. 2025; Chen et al. 2025a,b; Wu et al. 2025a). Recent research utilized the powerful reasoning capabilities of VLMs to enhance the interpretability of the emotion analysis process (Zhang et al. 2025). Exp-BLIP (Yuan, Zeng, and Shan 2023) pioneered using VLMs for describing facial actions and emotional states through natural language. Face-LLaVA (Chaubey et al. 2025) proposed a facial-specific instruction dataset, enhancing facial analysis capabilities via visual encoder reconstruction. FABA (Li et al. 2024) and ExpLLM (Lan et al. 2025) implemented detailed facial affect analysis using Chain-of-Thought reasoning and LoRA fine-tuning strategies. Moreover, Reinforcement Learning from human feedback guides VLMs to generate more appropriate and interpretable outputs (Bai et al. 2022; Ouyang et al. 2022; Wu et al. 2025b). For example, Omni-Emotion (Yang et al. 2025) enhanced AU-based emotion reasoning through multi-stage instruction alignment and human feedback. However, existing VLM methods mostly rely on complex, costly manual annotations. In contrast, our proposed Facial-R1 employs verifiable reward RL (Shao et al. 2024) as its core algorithm, which requires only a small amount of weakly labeled data and can fully stimulate the reasoning capabilities of VLMs. We select Group Relative Policy Optimiza-

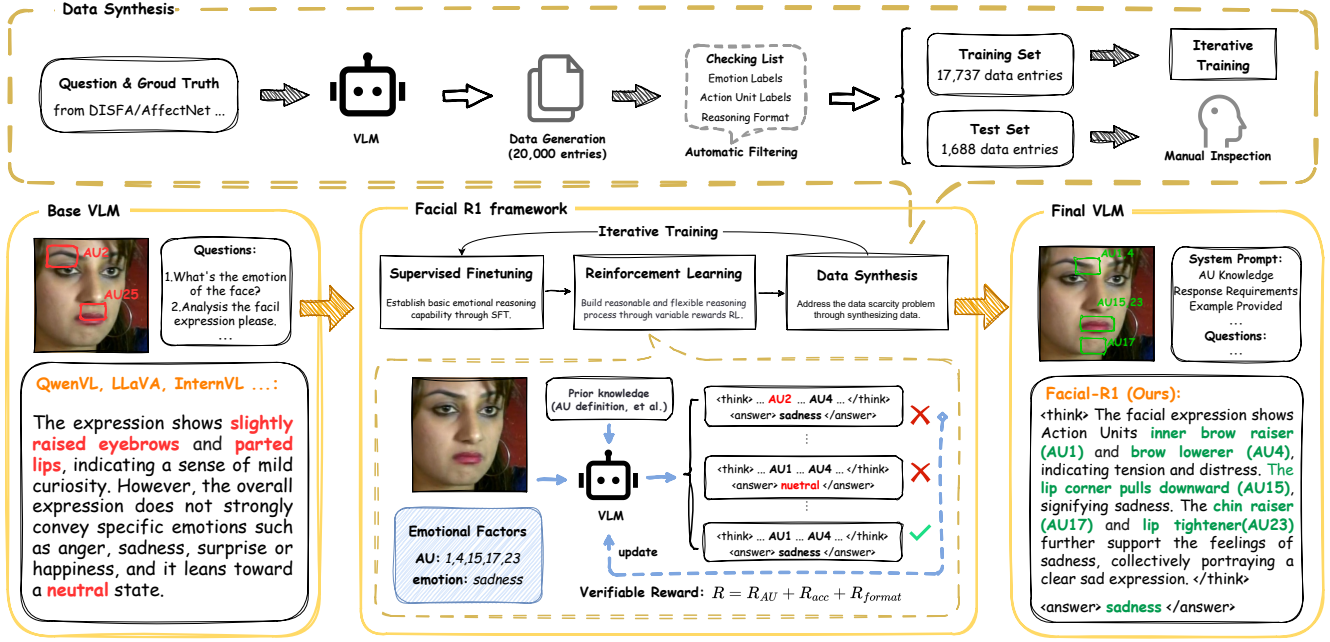


Figure 2: The Facial-R1 framework consists of three stages: (1) **Supervised finetuning** (SFT) mitigates hallucinations by establishing basic emotion reasoning capability; (2) **Reinforcement Learning** (RL) leverages verifiable emotional facts as reward signals to build reasonable and flexible reasoning process; (3) **Data Synthesis** iteratively leverages the prior two stages to expand the training dataset, enabling scalable self-improvement of the model.

tion (GRPO) (Shao et al. 2024; Peng et al. 2025) as our RL algorithm. It is a representative method of verifiable rewards RL, which generates multiple responses and computes advantages between each response for policy optimization.

3 Method

This section introduces our three-stage Facial-R1 framework, with the workflow shown in Figure 2. Section 3.1 introduces supervised finetuning as the first stage of our framework, where we mitigate hallucinations during the reasoning process by establishing basic emotion reasoning capability in VLM. Section 3.2 describes verifiable reward reinforcement learning as the core training methodology of Facial-R1, where we leverage verifiable emotional factors (AUs and emotion labels) as reward signals to build a reasonable and flexible emotion reasoning process. Section 3.3 elaborates how we address the data scarcity problem by synthesizing data and iteratively training the model to further enhance its performance and generalization.

3.1 Supervised Finetuning

VLMs inherently lack prior knowledge of facial emotion analysis, hindering their ability to comprehend the potential relationships between facial expressions and emotions, which can lead to reasoning hallucinations. To address this limitation, we first employ Supervised Fine-Tuning (SFT) with carefully designed instructions. Specifically, we utilize GPT-4o-mini (Hurst et al. 2024) to generate 300 high-quality instruction samples for fine-tuning the VLM. These

instructions are crafted to incorporate essential emotional expertise, such as AU definitions, thereby equipping the VLM with the necessary domain-specific knowledge. After fine-tuning, the VLM demonstrates enhanced reasoning capabilities, effectively establishing a basic understanding of the relationship between facial expressions and emotions. The details for instructions can be found in Appendix C.

3.2 Reinforcement Learning

Although the VLM has acquired basic reasoning capabilities after the SFT stage, it still encounters challenges related to the interpretability of its reasoning process and potential misalignment with the final emotion labels. To address these issues, we introduce a Reinforcement Learning (RL) stage as the second stage of our approach. This stage is designed to refine the alignment between the VLM’s outputs and key emotional factors. Specifically, we employ the GRPO algorithm (Shao et al. 2024) as our RL algorithm. GRPO operates by generating multiple responses and evaluating their relative advantages A_i by comparing them against each other using our designed verifiable reward. The relative advantages among these responses are calculated as:

$$A_i = \frac{R^i - \text{mean}(\{R^1, \dots, R^G\})}{\text{std}(\{R^1, \dots, R^G\})}, \quad (1)$$

where R^i is the reward for the i -th response, G is the number of responses in one step, mean calculates the arithmetic mean of all rewards, and std represents the standard deviation of the rewards. To guide the model toward more accu-

rate and interpretable emotion reasoning, we design the reward function by integrating key factual cues in facial emotion analysis—specifically, AUs and emotion labels. Building upon the SFT-initialized model, we perform RL using a composite reward R (superscript i omitted for clarity in the following), which combines three core components: AU reward R_{AU} , emotion accuracy reward R_{acc} , and reasoning format reward R_{format} :

$$R = R_{AU} + R_{acc} + R_{format}. \quad (2)$$

AU Reward. AUs form the core physiological basis for FEA, as emotions are typically expressed through specific combinations of activated AUs. Consequently, we utilize AUs as the primary emotional factor to construct the reward signal R_{AU} . Training with R_{AU} encourages the VLM to ground its inferences in observable facial features rather than speculative interpretations, thereby improving the interpretability of emotion reasoning and mitigating hallucinations. In addition, to mitigate the inherent issue of reward sparsity in RL (Ibrahim et al. 2024), we adopt the $F1$ score as a metric for evaluating R_{AU} . It encourages the model to enhance the accuracy of AU recognition (i.e., minimizing false positives) and comprehensiveness (i.e., minimizing false negatives). The AU reward is modeled as follows:

$$R_{AU} = F1 = \frac{2 \times Precision \times Recall}{Precision + Recall}, \quad (3)$$

where *Precision* and *Recall* represent the proportions of correctly predicted AUs out of all predicted AUs and all true AUs, respectively.

Accuracy Reward. To address the misalignment between emotion reasoning and recognition, we propose the emotion accuracy reward R_{acc} . This reward ensures consistency between the final emotion label and AUs identified during the reasoning process by binarizing emotion labels. If the emotion derived through emotion reasoning is correct, the reward is 1; otherwise, it is 0. The accuracy reward is calculated as follows:

$$R_{acc} = \begin{cases} 1, & \text{if correct,} \\ 0, & \text{otherwise,} \end{cases} \quad (4)$$

where “correct” denotes that the emotion label predicted by the model corresponds to the ground-truth annotation.

Format Reward. Following (Guo et al. 2025), we construct a format reward R_{format} to standardize the structure of emotion reasoning:

$$R_{format} = \begin{cases} 1, & \text{if valid,} \\ 0, & \text{otherwise,} \end{cases} \quad (5)$$

where “valid” indicates that the model’s output adheres to our specified format requirements, including the encapsulation of reasoning processes within “<think></think>” tags and the denotation of final emotion labels within “<answer></answer>” tags. This structured emotion reasoning protocol enhances both the interpretability of the emotion reasoning process and provides a systematic foundation for the subsequent data synthesis.

Overall, compared to the SFT stage which strictly regulates model outputs to establish foundational emotion reasoning capabilities, the RL stage emphasizes the extraction of key facial features and encourages flexible consideration of potential causal relationships between facial features and emotional states.

3.3 Data Synthesis

To address the scarcity of emotion reasoning data and enhance the VLM capability for facial emotion analysis, we develop an iterative data expansion stage.

Data Generation First, we construct the instruction x for emotion reasoning with a designed instruction template:

$$x = \text{template}(q, gt) \quad (6)$$

where q denotes questions sourced from the FABA-Instruct dataset (Li et al. 2024) and gt represents ground-truth annotations encompassing AU and emotion labels, enabling VLM reasoning correctly. The instruction template is detailed in Appendix C. Secondly, we leverage the VLM trained in the prior two stages to synthesize high-quality emotion reasoning data y :

$$y = \text{VLM}(v, x) \quad (7)$$

where v represents facial images curated from established emotion datasets as detailed in Section 4.1. Finally, we iteratively train the two prior stages to enable continuous data expansion, incorporating a data quality control to select high-quality samples for progressive model optimization.

Data Quality Control To mitigate noisy data—such as outputs with erroneous reasoning logic—we implement a rigorous two-stage filtering protocol. **(1) Automatic Filtering.** All generated samples undergo automated validation against three critical criteria: AU labels, emotion labels, and reasoning format. This process is formalized via the following checking function:

$$S(y) = \mathbb{I}[M_{AU}(y) \wedge M_{emotion}(y) \wedge M_{format}(y)], \quad (8)$$

where $M_{AU}(y)$ and $M_{emotion}(y)$ verify whether the predicted AUs and emotions align with their ground truth, respectively, and $M_{format}(y)$ evaluates whether the output adheres to the required textual structure. The indicator function \mathbb{I} returns 1 if all conditions are satisfied simultaneously, and 0 otherwise. For a given input consisting of instruction x and image v , we employ a temperature-controlled sampling strategy to iteratively generate candidate responses y , repeating until a valid output is produced or the maximum retry limit is reached. **(2) Manual inspection.** After automatic filtering, we obtain the FEA-20K dataset, partitioned into a training set (17,737 samples) and a test set (1,688 samples) based on the source of data collection. For the test set, we perform strategic sampling and conduct a thorough manual evaluation by expert annotators, assessing action unit and emotion recognition accuracy, as well as the logical coherence and consistency of the generated reasoning process.

4 Experiments

4.1 Experimental Setups

Dataset Introduction. As summarized in Table 1, the FEA datasets typically cover three sub-tasks: emotion recognition, facial AU recognition, and emotion reasoning. To ensure data quality, we filtered out noisy data, such as missing annotations and images.

- **Datasets with AU recognition** provide standard resources for facial action units. *DISFA* (Mavadati et al. 2013) and *BP4D* (Zhang et al. 2014) are all frame-annotated facial video datasets. We extract individual frames in each video and construct paired image-AU samples. *RAF-AU* (Yan et al. 2020; Li and Deng 2019a) contributes in-the-wild facial images with AU annotations across diverse real-world conditions.
- **Datasets with emotion recognition** are annotated with categorical emotion labels for the standard FER task. *FER2013* (Goodfellow et al. 2013) is a widely used benchmark comprised of grayscale facial images categorized into seven emotion classes. *AffectNet* (Mollahosseini, Hasani, and Mahoor 2017) is a large-scale dataset with manually labeled images spanning eight emotion categories. *RAF-DB* (Li, Deng, and Du 2017) provides real-world facial emotion data collected under unconstrained conditions.
- **Datasets with emotion reasoning** include natural language descriptions in addition to AU and emotion labels, enabling comprehensive facial emotion analysis, including *FABA-Instruct* (Li et al. 2024) and our proposed *FEA-20K*. Compared to FABA-Instruct, FEA-20K features more diverse image sources and finer-grained AU annotations, making it a more rigorous benchmark for evaluating the reasoning capabilities of VLMs.

Dataset	AU	EL	ER	Images	Train	Test
DISFA	✓			87,192	52,392	27,654
BP4D	✓			146,847	100,813	46,034
RAF-AU	✓	✓		4,601	3,479	853
FER2013		✓		35,887	28,709	3,589
AffectNet		✓		303,330	287,618	3,493
RAF-DB		✓		29,672	12,271	3,068
FABA-Instruct	✓	✓	✓	14,379	6,060	314
FEA-20K (Ours)	✓	✓	✓	19,425	17,737	1,688

Table 1: Dataset summary. They are grouped according to the annotation availability of action unit (AU), emotion label (EL), and emotion reasoning (ER). The “Images” column indicates the number of filtered images. The “Train” column displays the total number of images for training. The “Test” column indicates the number of images used for evaluation.

Evaluation Metrics. We categorize our evaluation metrics into three distinct tasks: AU recognition, emotion recognition, and AU-based emotion reasoning. For AU recognition, we employ the F1 score (Mavadati et al. 2013; Zhang

et al. 2014), ensuring a balanced evaluation of precision and recall. Regarding emotion recognition, we adopt accuracy (Acc.) as the primary metric, following established protocols (Li, Deng, and Du 2017). For AU-based emotion reasoning, we employ task-specific metrics. Specifically, on the FABA-Instruct dataset, we utilize the SEGE metric proposed in FABA (Li et al. 2024), which aggregates the AU recognition F1 and the ROUGE-L score of textual descriptions. For the FEA-20K dataset, we report ROUGE-L to measure the textual similarity between generated and ground-truth reasonings. Additionally, to comprehensively evaluate the reliability of emotion reasoning, we propose employing GPT-4o-mini (Hurst et al. 2024) as an automated evaluator for measuring semantic similarity between generated and ground-truth reasonings, with scores ranging from 0 to 10.

Compared Methods. The compared Methods are divided into zero-shot and fine-tuned categories with distinct architectural approaches and training paradigms.

- **Zero-shot methods** leverage general visual-language understanding capabilities acquired during pre-training for FEA without task-specific fine-tuning. *GPT-4o* (Hurst et al. 2024) and *GPT4o-mini* (Team 2024a) are state-of-the-art commercial multimodal methods with exceptional visual understanding capabilities. We also evaluate several open-source multimodal large language models, including *LLaVA-Next-7B* (Liu et al. 2024b), *InternVL-7B* (Chen et al. 2024b), and *Qwen2.5-VL-7B* (Bai et al. 2025). Though these methods demonstrate strong general vision-language capabilities, they lack domain-specific optimization for facial expression understanding.
- **Fine-tuned Methods** refer to models specifically optimized on emotion-related datasets. Traditional methods adopt end-to-end architectures that directly predict AU or emotion labels without providing interpretable reasoning, including *FMAE* (Ning et al. 2024), *Norface* (Liu et al. 2024a), *JAA-Net* (Shao et al. 2020), *S2D* (Chen et al. 2024a), and *QCS* (Wang et al. 2025). Despite their impressive recognition performance, these methods typically lack intrinsic reasoning capabilities and are unable to generate coherent explanations for their predictions. In contrast, facial-specialized VLMs adapt general VLM to facial analysis tasks, enabling interpretable and language-based reasoning. *Exp-BLIP* (Yuan, Zeng, and Shan 2023) extends BLIP (Li et al. 2023) with expression-focused pre-training; *Face-LLaVA* (Chaubey et al. 2025) integrates facial attribute understanding into LLaVA (Liu et al. 2024b); *ExpLLM* (Lan et al. 2025) enables fine-grained expression description via multimodal reasoning; and *EmoLA* (Li et al. 2024) enhances facial analysis through language-augmented instruction tuning. We also evaluate several facial-specialized VLMs on FABA-Instruct dataset, including MiniGPT-4v2 (Chen et al. 2023a), mPLUG-Owl2 (Ye et al. 2024), and Shikra (Chen et al. 2023b).

Implementation Details. We build our proposed Facial-R1 upon Qwen2.5-VL-7B (Bai et al. 2025), a vision-language model that integrates a powerful vision encoder

Method	AU Recognition (F1) \uparrow			
	DISFA	BP4D	RAF-AU	FABA-Instruct
Zero-shot				
GPT-4o	56.5	59.5	51.2	47.2
LLaVA-Next	23.7	21.4	18.8	24.1
InternVL	41.3	30.7	43.4	45.2
Qwen2.5-VL	22.1	16.9	20.7	26.3
Fine-tuned				
FMAE	70.1	67.1	63.2	<u>61.9</u> [▲]
Norface	67.0	69.3	-	-
J \hat{A} A-Net	56.0	60.0	-	-
Exp-BLIP	-	65.0	<u>69.5</u>	-
Face-LLaVA	<u>72.9</u>	65.8	-	-
EmoLA	65.1	64.2	44.6 [▲]	56.3
Facial-R1 (Ours)	73.1	<u>67.4</u>	70.2	68.3

Table 2: Evaluation results of AU recognition. The best and second results are highlighted in **bold** and underlined respectively. [▲] denotes results reproduced from official code.

Method	Emotion Recognition (Acc.) \uparrow			
	FER2013	AffectNet	RAF-DB	FABA-Instruct
Zero-shot				
GPT-4o	61.1	48.9	62.7	64.2
LLaVA-Next	21.6	7.7	21.4	28.3
InternVL	56.3	43.6	56.3	62.7
Qwen2.5-VL	24.3	32.6	34.3	63.0
Fine-tuned				
FMAE	68.3 [▲]	64.8	93.4	63.3 [▲]
Norface	-	68.6	92.9	-
S2D	-	63.8	92.6	-
QCS	<u>69.7</u> [▲]	64.4	<u>93.0</u>	<u>64.7</u> [▲]
ExpLLM	<u>59.8</u> [▲]	62.9	91.0	63.7 [▲]
EmoLA	59.7 [▲]	39.7 [▲]	92.1	64.5
Facial-R1 (Ours)	69.8	<u>65.2</u>	92.1	67.8

Table 3: Evaluation results of Emotion recognition.

with the Qwen2-7B large language model (Team 2024b). We employ full-parameter fine-tuning with 16-bit mixed precision to accelerate training and DeepSpeed ZeRO-3 (Rajbhandari et al. 2020) to reduce memory consumption. The optimizer uses a learning rate of 2×10^{-5} with cosine decay and a weight decay of 0.1 for regularization. All experiments are conducted on 8 NVIDIA A800-80GB GPUs. We use a batch size of 8, gradient accumulation over 4 steps, and 8 samples per group for GRPO-based reinforcement learning.

4.2 Main Results

Evaluation on AU Recognition Task. As summarized in Table 2, our proposed Facial-R1 model consistently outperforms existing methods across multiple AU recognition datasets. On the DISFA dataset, Facial-R1 achieves the highest F1 score of 73.1%, surpassing Face-LLaVA (72.9%) and other competitive methods. As specifically detailed in Table 5, Facial-R1 achieves the best performance on multi-

Method	FABA-Instruct	FEA-20K	
	REGE \uparrow	ROUGE-L \uparrow	Score \uparrow
Zero-shot			
GPT4o	79.8	<u>32.3</u>	<u>5.80</u>
LLaVA-Next	44.6	19.5	2.83
InternVL	60.7	26.7	5.41
Qwen2.5-VL	46.4	28.0	4.60
Fine-tuned			
MiniGPT4-v2	77.8	22.6	4.52
mPLUG-Owl2	82.0	24.5	5.30
Shikra	94.6	29.7	5.72
EmoLA	96.2	30.1	5.66
Facial-R1 (Ours)	<u>95.5</u>	37.3	6.09

Table 4: Evaluation results of emotion reasoning.

ple action units such as AU6 (cheek raiser), and also ranks highly on other action units. For BP4D, our approach attains a competitive F1 score of 67.4%, ranking second only to Norface (69.3%). The similar performance advantages are observed on RAF-AU dataset and FABA-Instruct. Notably, compared to the zero-shot Qwen2.5-VL baseline (20.7%), Facial-R1 achieves an absolute improvement of 49.5%. It demonstrates that our Facial-R1 significantly enhances the ability of VLMs to recognize AUs, thereby improving the interpretability of emotion reasoning.

Evaluation on Emotion Recognition Task. As shown in Table 3, our proposed Facial-R1 achieves competitive results across multiple emotion recognition datasets, demonstrating strong generalization and effectiveness. On the widely used FER2013 benchmark, Facial-R1 attains a state-of-the-art accuracy of 69.8%. It further achieves 67.8% accuracy on FABA-Instruct, highlighting consistent performance across diverse evaluation settings. On RAF-DB, Facial-R1 achieves 92.1% accuracy, slightly below specialized models such as FMAE (93.4%). This marginal gap arises from the fact that such models employ end-to-end optimization tailored to specific datasets, often at the expense of interpretability. In contrast, Facial-R1 maintains strong recognition performance while providing transparent and robust explanatory mechanisms—offering a meaningful advancement over black-box classification approaches.

Evaluation on Emotion Reasoning Task. Beyond traditional AU and emotion recognition tasks, we further evaluate Facial-R1 on the more challenging emotion reasoning task—one that demands fine-grained understanding of facial cues and their semantic relationships with emotional states. As shown in Table 4, on the FABA-Instruct dataset, Facial-R1 achieves a REGE score of 95.5, demonstrating competitive performance. On our more comprehensive FEA-20K dataset, Facial-R1 shows clear superiority, attaining a ROUGE-L score of 37.3—substantially outperforming all methods, including EmoLA (30.1), and GPT-4o (32.3). Similarly, in the GPT-aligned evaluation, Facial-R1 achieves the highest average score of 6.09. These results collectively underscore Facial-R1’s strong capability in generating coher-

Method	AU1 \uparrow	AU2 \uparrow	AU4 \uparrow	AU6 \uparrow	AU9 \uparrow	AU12 \uparrow	AU25 \uparrow	AU26 \uparrow	Avg. \uparrow
Zero-shot									
GPT4o-mini *	29.2	30.2	56.5	41.6	49.3	24.4	58.2	53.6	42.9
LLaVA-Next	22.4	20.6	24.8	19.2	17.9	28.4	33.5	22.8	23.7
InternVL	38.6	36.7	42.4	33.2	32.5	49.1	56.4	42.3	41.3
Qwen2.5-VL	20.8	19.2	23.0	17.9	17.1	26.3	30.9	21.6	22.1
Fine-tuned									
JAA-Net *	62.4	60.7	67.1	41.1	45.1	73.5	90.9	67.4	63.5
Norface	76.4	66.1	74.2	58.5	57.2	81.7	97.6	<u>69.6</u>	72.7
FMAE	62.7	59.5	67.3	55.6	61.8	77.9	<u>95.0</u>	69.8	68.7
EmoLA	50.5	56.9	83.5	55.2	43.1	80.1	<u>91.6</u>	60.0	65.1
Face-LLaVA *	<u>63.6</u>	<u>62.3</u>	79.0	<u>73.3</u>	<u>71.0</u>	<u>83.2</u>	90.2	60.6	<u>72.9</u>
Facial-R1 (Ours)	63.5	62.0	<u>79.2</u>	73.7	71.4	83.5	90.6	60.0	73.1

Table 5: Details analysis results on the 8 AUs of the DISFA dataset. * donates data source from Face-LLaVA.

ent, accurate, and semantically rich emotion reasoning, effectively establishing principled links between facial features and underlying emotional states.

Setting	DISFA	RAF-DB	FEA-20K	
	F1 \uparrow	Acc \uparrow	ROUGE-L \uparrow	Score \uparrow
Full model	73.1	92.1	37.3	6.09
w/o SFT	59.1	88.1	33.1	5.62
w/o RL	54.3	81.2	26.5	5.24
w/o Syn	62.4	84.5	34.8	5.78

Table 6: Ablation of three stages of Facial-R1. “w/o SFT” denotes removing the supervised finetuning stage, “w/o RL” denotes removing the reinforcement learning stage, “w/o Syn” denotes removing the data synthesis.

4.3 Ablation Studies

To rigorously evaluate the contribution of each component in our Facial-R1 framework and analyze the effectiveness of our reward design, we conduct comprehensive ablation experiments across three FEA tasks, examining both the impact of different training stages and reward configurations.

Ablation of Stages. Table 6 demonstrates the critical contribution of each training stage to Facial-R1’s performance. The full model consistently outperforms all ablated variants across all evaluation metrics. Removing the SFT stage results in substantial performance degradation, with F1 score on DISFA dataset decreasing by 14.0% and accuracy on RAF-DB dropping by 4.0%. The RL stage is the most crucial component, as its removal leads to the most severe performance drops—18.8% in F1 score on DISFA and 10.9% in accuracy on the RAF-DB dataset. Additionally, removing the data synthesis stage causing 10.7% and 7.6% decreases in F1 on DISFA and accuracy on RAF-DB, respectively.

Ablation of Rewards. We validate the effectiveness of each reward component in the RL stage through limited-step inference experiments (600 steps) for computational efficiency, with results summarized in Table 7. The full config-

Setting	DISFA	RAF-DB	FEA-20K	
	F1 \uparrow	Acc \uparrow	ROUGE-L \uparrow	Score \uparrow
All Rewards	60.4	85.7	34.7	6.01
w/o R_{AU}	43.1	76.9	28.2	5.35
w/o R_{acc}	58.9	68.9	24.8	5.64
w/o R_{format}	60.0	71.6	34.8	5.86

Table 7: Ablation of different rewards in the RL stage. “w/o R_{AU} / R_{acc} / R_{format} ” denotes removing the corresponding reward, respectively

uration, incorporating all reward components, achieves the best overall performance across multiple tasks. The AU reward (R_{AU}) is critical for AU recognition, as its removal leads to a substantial 17.3% drop in F1 score on DISFA. The accuracy reward (R_{acc}) plays a key role in emotion recognition, with ablation causing a 16.8% decrease in accuracy on RAF-DB and a 9.9% drop in ROUGE-L score on FEA-20K. While the format reward (R_{format}) has a smaller impact on quantitative metrics, it enhances response structure and readability—evidenced by a 0.15% decline in human evaluation score when omitted.

5 Conclusion

This paper proposes Facial-R1, a three-stage alignment framework for Facial Emotion Analysis that effectively addresses the challenges of hallucination and misalignment between reasoning and recognition. The SFT stage employs instruction fine-tuning to reduce hallucinations in reasoning. The RL stage designs three verifiable rewards to enhance the explainability of emotion reasoning and the alignment with emotions. The third stage of data synthesis overcomes the data scarcity limitation through iterative data collection and training. Experiments across eight diverse benchmarks demonstrate Facial-R1’s superior performance in all three FEA tasks. For future work, we plan to extend the powerful reasoning capabilities of VLMs to other face-related tasks, e.g., facial attribute editing, and explore more comprehensive facial understanding systems.

Ethics Statement

This study focuses on improving the reliability and trustworthiness of Facial Emotion Analysis by mitigating model hallucination. This study is based on publicly available and widely used data and models; therefore, our findings may inherit the biases and limitations present in these resources. To protect copyright, we only provide data annotations and not the face images. Those who need the images should download them from the original data source.

Acknowledgments

This work is supported by the National Natural Science Foundation of China under Grants 62476188, the Natural Science Foundation of the Jiangsu Higher Education Institutions of China, Key Laboratory of New Generation Artificial Intelligence Technology & Its Interdisciplinary Applications (Southeast University), Ministry of Education, China.

References

- Bai, S.; Chen, K.; Liu, X.; Wang, J.; Ge, W.; Song, S.; Dang, K.; Wang, P.; Wang, S.; Tang, J.; et al. 2025. Qwen2. 5-vl technical report. *arXiv preprint arXiv:2502.13923*.
- Bai, Y.; Jones, A.; Ndousse, K.; Askell, A.; Chen, A.; Das-Sarma, N.; Drain, D.; Fort, S.; Ganguli, D.; Henighan, T.; et al. 2022. Training a helpful and harmless assistant with reinforcement learning from human feedback. *arXiv preprint arXiv:2204.05862*.
- Chaubey, A.; et al. 2025. Face-LLaVA: Facial Expression and Attribute Understanding through Instruction Tuning. *arXiv preprint arXiv:2504.07198*.
- Chen, J.; Zhu, D.; Shen, X.; Li, X.; Liu, Z.; Zhang, P.; Krishnamoorthi, R.; Chandra, V.; Xiong, Y.; and Elhoseiny, M. 2023a. Minigpt-v2: large language model as a unified interface for vision-language multi-task learning. *arXiv preprint arXiv:2310.09478*.
- Chen, K.; Ruan, D.; Dan, Y.; Wang, Y.; Yan, S.; Wu, X.; Zhang, Y.; Chen, Q.; Zhou, J.; He, L.; et al. 2025a. A Survey of Inductive Reasoning for Large Language Models. *arXiv preprint arXiv:2510.10182*.
- Chen, K.; Zhang, Z.; Zeng, W.; Zhang, R.; Zhu, F.; and Zhao, R. 2023b. Shikra: Unleashing multimodal llm's referential dialogue magic. *arXiv preprint arXiv:2306.15195*.
- Chen, Q.; Qin, L.; Liu, J.; Peng, D.; Guan, J.; Wang, P.; Hu, M.; Zhou, Y.; Gao, T.; and Che, W. 2025b. Towards reasoning era: A survey of long chain-of-thought for reasoning large language models. *arXiv preprint arXiv:2503.09567*.
- Chen, Y.; Li, J.; Shan, S.; Wang, M.; and Hong, R. 2024a. From static to dynamic: Adapting landmark-aware image models for facial expression recognition in videos. *IEEE Transactions on Affective Computing*.
- Chen, Z.; Wu, J.; Wang, W.; Su, W.; Chen, G.; Xing, S.; Zhong, M.; Zhang, Q.; Zhu, X.; Lu, L.; et al. 2024b. Internvl: Scaling up vision foundation models and aligning for generic visual-linguistic tasks. In *Proceedings of the IEEE/CVF conference on computer vision and pattern recognition*, 24185–24198.
- Cheng, Z.; Cheng, Z.-Q.; He, J.-Y.; Wang, K.; Lin, Y.; Lian, Z.; Peng, X.; and Hauptmann, A. 2024. Emotion-llama: Multimodal emotion recognition and reasoning with instruction tuning. *Advances in Neural Information Processing Systems*, 37: 110805–110853.
- Dalrymple, K. A.; Gomez, J.; and Duchaine, B. 2013. The Dartmouth Database of Children's Faces: Acquisition and validation of a new face stimulus set. *PloS one*, 8(11): e79131.
- Dhall, A.; Goecke, R.; Lucey, S.; and Gedeon, T. 2011. Static facial expression analysis in tough conditions: Data, evaluation protocol and benchmark. In *2011 IEEE international conference on computer vision workshops (ICCV workshops)*, 2106–2112. IEEE.
- Ebner, N. C.; Riediger, M.; and Lindenberger, U. 2010. FACES—A database of facial expressions in young, middle-aged, and older women and men: Development and validation. *Behavior research methods*, 42(1): 351–362.
- Egger, H. L.; Pine, D. S.; Nelson, E.; Leibenluft, E.; Ernst, M.; Towbin, K. E.; and Angold, A. 2011. The NIMH Child Emotional Faces Picture Set (NIMH-ChEFS): A new set of children's facial emotion stimuli. *International journal of methods in psychiatric research*, 20(3): 145–156.
- Ekman, P.; and Friesen, W. V. 1978. Facial action coding system. *Environmental Psychology & Nonverbal Behavior*.
- Goodfellow, I. J.; Erhan, D.; Carrier, P. L.; Courville, A.; Mirza, M.; Hamner, B.; Cukierski, W.; Tang, Y.; Thaler, D.; Lee, D.-H.; et al. 2013. Challenges in representation learning: A report on three machine learning contests. In *International conference on neural information processing*, 117–124. Springer.
- Guo, D.; Yang, D.; Zhang, H.; Song, J.; Zhang, R.; Xu, R.; Zhu, Q.; Ma, S.; Wang, P.; Bi, X.; et al. 2025. Deepseek-r1: Incentivizing reasoning capability in llms via reinforcement learning. *arXiv preprint arXiv:2501.12948*.
- Hurst, A.; Lerer, A.; Goucher, A. P.; Perelman, A.; Ramesh, A.; Clark, A.; Ostrow, A.; Welihinda, A.; Hayes, A.; Radford, A.; et al. 2024. Gpt-4o system card. *arXiv preprint arXiv:2410.21276*.
- Ibrahim, S.; Mostafa, M.; Jnadi, A.; Salloum, H.; and Osinenko, P. 2024. Comprehensive overview of reward engineering and shaping in advancing reinforcement learning applications. *IEEE Access*.
- Khan, R. A.; Crenn, A.; Meyer, A.; and Bouakaz, S. 2019. A novel database of children's spontaneous facial expressions (LIRIS-CSE). *Image and Vision Computing*, 83: 61–69.
- Lan, X.; Xue, J.; Qi, J.; Jiang, D.; Lu, K.; and Chua, T.-S. 2025. Exp1lm: Towards chain of thought for facial expression recognition. *IEEE Transactions on Multimedia*.
- Langner, O.; Dotsch, R.; Bijlstra, G.; Wigboldus, D. H.; Hawk, S. T.; and Van Knippenberg, A. 2010. Presentation and validation of the Radboud Faces Database. *Cognition and emotion*, 24(8): 1377–1388.
- Li, J.; Li, D.; Savarese, S.; and Hoi, S. 2023. Blip-2: Bootstrapping language-image pre-training with frozen image encoders and large language models. In *International conference on machine learning*, 19730–19742. PMLR.

- Li, S.; and Deng, W. 2019a. Blended emotion in-the-wild: Multi-label facial expression recognition using crowd-sourced annotations and deep locality feature learning. *International Journal of Computer Vision*, 127(6): 884–906.
- Li, S.; and Deng, W. 2019b. Blended emotion in-the-wild: Multi-label facial expression recognition using crowd-sourced annotations and deep locality feature learning. *International Journal of Computer Vision*, 127(6): 884–906.
- Li, S.; Deng, W.; and Du, J. 2017. Reliable crowdsourcing and deep locality-preserving learning for expression recognition in the wild. In *Proceedings of the IEEE conference on computer vision and pattern recognition*, 2852–2861.
- Li, Y.; Dao, A.; Bao, W.; Tan, Z.; Chen, T.; Liu, H.; and Kong, Y. 2024. Facial affective behavior analysis with instruction tuning. In *European Conference on Computer Vision*, 165–186. Springer.
- Lian, Z.; Sun, L.; Xu, M.; Sun, H.; Xu, K.; Wen, Z.; Chen, S.; Liu, B.; and Tao, J. 2023. Explainable multimodal emotion reasoning. *CoRR*.
- Lindeberg, T. 2012. Scale invariant feature transform.
- Liu, H.; An, R.; Zhang, Z.; Ma, B.; Zhang, W.; Song, Y.; Hu, Y.; Chen, W.; and Ding, Y. 2024a. Norface: Improving facial expression analysis by identity normalization. In *European Conference on Computer Vision*, 293–314. Springer.
- Liu, S.; Cheng, H.; Liu, H.; Zhang, H.; Li, F.; Ren, T.; Zou, X.; Yang, J.; Su, H.; Zhu, J.; et al. 2024b. Llava-plus: Learning to use tools for creating multimodal agents. In *European Conference on Computer Vision*, 126–142. Springer.
- Lucey, P.; Cohn, J. F.; Kanade, T.; Saragih, J.; Ambadar, Z.; and Matthews, I. 2010. The extended cohn-kanade dataset (ck+): A complete dataset for action unit and emotion-specified expression. In *2010 IEEE computer society conference on computer vision and pattern recognition-workshops*, 94–101. IEEE.
- Lundqvist, D.; Flykt, A.; and Ohman, A. 1998. Karolinska directed emotional faces [database of standardized facial images]. *Psychology Section, Department of Clinical Neuroscience, Karolinska Hospital, S-171, 76*.
- Lyons, M. J.; Kamachi, M.; and Gyoba, J. 2020. Coding facial expressions with Gabor wavelets (IVC special issue). *arXiv preprint arXiv:2009.05938*.
- Mao, J.; Xu, R.; Yin, X.; Chang, Y.; Nie, B.; Huang, A.; and Wang, Y. 2025. Poster++: A simpler and stronger facial expression recognition network. *Pattern Recognition*, 157: 110951.
- Mavadati, S. M.; Mahoor, M. H.; Bartlett, K.; Trinh, P.; and Cohn, J. F. 2013. Disfa: A spontaneous facial action intensity database. *IEEE Transactions on Affective Computing*, 4(2): 151–160.
- Meuwissen, A. S.; Anderson, J. E.; and Zelazo, P. D. 2017. The creation and validation of the developmental emotional faces stimulus set. *Behavior research methods*, 49(3): 960–966.
- Minear, M.; and Park, D. C. 2004. A lifespan database of adult facial stimuli. *Behavior research methods, instruments, & computers*, 36(4): 630–633.
- Mollahosseini, A.; Hasani, B.; and Mahoor, M. H. 2017. Affectnet: A database for facial expression, valence, and arousal computing in the wild. *IEEE Transactions on Affective Computing*, 10(1): 18–31.
- Ning, M.; et al. 2024. Representation learning and identity adversarial training for facial behavior understanding. *arXiv preprint arXiv:2407.11243*.
- Nojavanasghari, B.; Baltrušaitis, T.; Hughes, C. E.; and Morency, L.-P. 2016. Emoreact: a multimodal approach and dataset for recognizing emotional responses in children. In *Proceedings of the 18th ACM international conference on multimodal interaction*, 137–144.
- Olszanowski, M.; Pochwatko, G.; Kuklinski, K.; Scibor-Rylski, M.; Lewinski, P.; and Ohme, R. K. 2015. Warsaw set of emotional facial expression pictures: a validation study of facial display photographs. *Frontiers in psychology*, 5: 1516.
- Ouyang, L.; Wu, J.; Jiang, X.; Almeida, D.; Wainwright, C.; Mishkin, P.; Zhang, C.; Agarwal, S.; Slama, K.; Ray, A.; et al. 2022. Training language models to follow instructions with human feedback. *Advances in neural information processing systems*, 35: 27730–27744.
- Pantic, M.; Valstar, M.; Rademaker, R.; and Maat, L. 2005. Web-based database for facial expression analysis. In *2005 IEEE international conference on multimedia and Expo*, 5–pp. IEEE.
- Peng, Y.; Zhang, G.; Zhang, M.; You, Z.; Liu, J.; Zhu, Q.; Yang, K.; Xu, X.; Geng, X.; and Yang, X. 2025. Lmm-r1: Empowering 3b lms with strong reasoning abilities through two-stage rule-based rl. *arXiv preprint arXiv:2503.07536*.
- Rajbhandari, S.; Rasley, J.; Ruwase, O.; and He, Y. 2020. ZeRO: Memory optimizations Toward Training Trillion Parameter Models. In *SC20: International Conference for High Performance Computing, Networking, Storage and Analysis*, 1–16.
- Ramis, S.; Buades, J. M.; Perales, F. J.; and Manresa-Yee, C. 2022. A novel approach to cross dataset studies in facial expression recognition. *Multimedia Tools and Applications*, 81(27): 39507–39544.
- Shao, Z.; Liu, Z.; Cai, J.; and Ma, L. 2020. JAA-Net: Joint Facial Action Unit Detection and Face Alignment Via Adaptive Attention. *International Journal of Computer Vision*, 129: 321 – 340.
- Shao, Z.; Wang, P.; Zhu, Q.; Xu, R.; Song, J.; Bi, X.; Zhang, H.; Zhang, M.; Li, Y.; Wu, Y.; et al. 2024. Deepseekmath: Pushing the limits of mathematical reasoning in open language models. *arXiv preprint arXiv:2402.03300*.
- Shu, Y.; Gu, X.; Yang, G.-Z.; and Lo, B. 2022. Revisiting self-supervised contrastive learning for facial expression recognition. *arXiv preprint arXiv:2210.03853*.
- Sui, Y.; Chuang, Y.-N.; Wang, G.; Zhang, J.; Zhang, T.; Yuan, J.; Liu, H.; Wen, A.; Zhong, S.; Chen, H.; et al. 2025. Stop overthinking: A survey on efficient reasoning for large language models. *arXiv preprint arXiv:2503.16419*.
- Team, O. 2024a. GPT-4o mini: advancing cost-efficient intelligence. <https://openai.com/index/gpt-4o>

- mini-advancing-cost-efficient-intelligence/. [Accessed 25-02-2025].
- Team, Q. 2024b. Qwen2 technical report. *arXiv preprint arXiv:2407.10671*.
- Vaidya, S. 2020. Natural human face images for emotion recognition.
- Wang, C.; Chen, L.; Wang, L.; Li, Z.; and Lv, X. 2025. QCS: Feature refining from quadruplet cross similarity for facial expression recognition. In *Proceedings of the AAAI Conference on Artificial Intelligence*, volume 39, 7563–7572.
- Wang, P.; Bai, S.; Tan, S.; Wang, S.; Fan, Z.; Bai, J.; Chen, K.; Liu, X.; Wang, J.; Ge, W.; et al. 2024. Qwen2-vl: Enhancing vision-language model’s perception of the world at any resolution. *arXiv preprint arXiv:2409.12191*.
- Wu, J.; Shi, Z.; Wang, S.; Huang, J.; Yin, D.; Yan, L.; Cao, M.; and Zhang, M. 2025a. Mitigating Hallucinations in Large Vision-Language Models via Entity-Centric Multimodal Preference Optimization. *arXiv preprint arXiv:2506.04039*.
- Wu, R.; Sun, L.; Ma, Z.; and Zhang, L. 2024. One-step effective diffusion network for real-world image super-resolution. *Advances in Neural Information Processing Systems*, 37: 92529–92553.
- Wu, Y.; Zhou, Y.; Ziheng, Z.; Peng, Y.; Ye, X.; Hu, X.; Zhu, W.; Qi, L.; Yang, M.-H.; and Yang, X. 2025b. On the generalization of sft: A reinforcement learning perspective with reward rectification. *arXiv preprint arXiv:2508.05629*.
- Yan, W.-J.; Li, S.; Que, C.; Pei, J.; and Deng, W. 2020. Rafau database: in-the-wild facial expressions with subjective emotion judgement and objective au annotations. In *Proceedings of the Asian conference on computer vision*.
- Yang, Q.; Bai, D.; Peng, Y.-X.; and Wei, X. 2025. Omni-Emotion: Extending Video MLLM with Detailed Face and Audio Modeling for Multimodal Emotion Analysis. *arXiv preprint arXiv:2501.09502*.
- Ye, Q.; Xu, H.; Ye, J.; Yan, M.; Hu, A.; Liu, H.; Qian, Q.; Zhang, J.; and Huang, F. 2024. mplug-owl2: Revolutionizing multi-modal large language model with modality collaboration. In *Proceedings of the IEEE/CVF conference on computer vision and pattern recognition*, 13040–13051.
- Yuan, Y.; Zeng, J.; and Shan, S. 2023. Describe Your Facial Expressions by Linking Image Encoders and Large Language Models. In *BMVC*, 377.
- Zhang, J.; Huang, J.; Jin, S.; and Lu, S. 2024. Vision-language models for vision tasks: A survey. *IEEE Transactions on Pattern Analysis and Machine Intelligence*.
- Zhang, L.; Walter, S.; Ma, X.; Werner, P.; Al-Hamadi, A.; Traue, H. C.; and Gruss, S. 2016. “BioVid Emo DB”: A multimodal database for emotion analyses validated by subjective ratings. In *2016 IEEE Symposium Series on Computational Intelligence (SSCI)*, 1–6. IEEE.
- Zhang, X.; Yin, L.; Cohn, J. F.; Canavan, S.; Reale, M.; Horowitz, A.; and Liu, P. 2013. A high-resolution spontaneous 3d dynamic facial expression database. In *2013 10th IEEE international conference and workshops on automatic face and gesture recognition (FG)*, 1–6. IEEE.
- Zhang, X.; Yin, L.; Cohn, J. F.; Canavan, S.; Reale, M.; Horowitz, A.; Liu, P.; and Girard, J. M. 2014. Bp4d-spontaneous: a high-resolution spontaneous 3d dynamic facial expression database. *Image and Vision Computing*, 32(10): 692–706.
- Zhang, X.; Zhang, T.; Sun, L.; Zhao, J.; and Jin, Q. 2025. Exploring interpretability in deep learning for affective computing: a comprehensive review. *ACM Transactions on Multimedia Computing, Communications and Applications*.
- Zhang, Z.; Luo, P.; Loy, C. C.; and Tang, X. 2018. From facial expression recognition to interpersonal relation prediction. *International Journal of Computer Vision*, 126(5): 550–569.

Table of Contents

A. Detailed Analysis

This section provides a detailed per-class analysis on various datasets. We break down the performance of our model for both Action Unit (AU) recognition and emotion recognition, comparing it against several state-of-the-art methods to demonstrate its competitive efficacy.

B. Visualization

Here, we present visualization examples that compare the reasoning process of our Facial-R1 model with the baseline Qwen2.5-VL. These examples illustrate how our model accurately identifies AUs and synthesizes them to determine the correct emotion, highlighting its improved analytical capabilities.

C. Important Prompts

This part includes the important prompts used during the Supervised Finetuning (SFT) and data synthesis stages. We detail the structure and content of these prompts, which are crucial for injecting prior knowledge and enabling self-correction, thereby enhancing model performance.

D. Dataset Preparation

A comprehensive examination of our data preparation and processing procedures is detailed in this section. It covers dataset collection from various public sources, the data processing pipeline for cleaning and balancing, and the unified data structure we established for consistency.

E. Code Guideline

This section offers a running guideline for the code of our Facial-R1. It includes instructions for environmental setup and outlines the multi-stage workflow for training and evaluation, ensuring that other researchers can reproduce our results.

A Detailed Analysis

Details of AU Recognition. As shown in Table 8, we evaluate our model on the BP4D dataset for 12 AUs, comparing with both zero-shot VLMs and other fine-tuned methods. The current state-of-the-art method, Norface, achieves an average F1-score of 69.3%. Our model, Facial-R1, obtains a highly competitive average F1-score of 67.4%, surpassing other strong baselines like FMAE and Face-LLaVA. Specifically, Facial-R1 achieves the best performance on AU2 (Inner Brow Raiser), AU23 (Lip Tightener), and AU24 (Lip Pressor), and secures the second-best results on AU14 (Dimpler) and AU15 (Lip Corner Depressor). While our model shows a slight performance gap compared to the state-of-the-art, its overall results firmly establish its efficacy in the complex task of AU recognition.

Details of Emotion Recognition. As shown in Table 9 and Table 10, we evaluate the emotion recognition capabilities of our proposed Facial-R1 on the RAF-DB and AffectNet datasets. On the RAF-DB dataset, Facial-R1 ranks first across all seven emotion categories, significantly outperforming all compared zero-shot VLMs. For instance, the best-performing VLM, GPT-4o, only reaches an average accuracy of 62.7%. On the more challenging AffectNet

dataset, which includes an additional “contempt” category, Facial-R1 continues to lead with a top-performing average accuracy of 65.2%. It achieves the highest accuracy for the emotions of happiness, sadness, anger, surprise, and fear.

B Visualization

We present the reasoning results of eight samples generated by the Facial-R1 model in Figure 3, including the thought process and the final predicted labels. For comparison, we include the original incorrect reasoning produced by Qwen-2.5-VL-7B to highlight the improvements achieved by our approach. For instance, in the “Anger” sample, our method analyzes the facial features and identifies several AUs: lowered brows (AU4), raised upper eyelids (AU5), tightened eyelids (AU7), and pressed lips (AU29). Each AU is further interpreted: lowered brows indicate focus or tension, raised upper eyelids may suggest surprise, tightened eyelids reflect stress or tension, and pressed lips emphasize frustration or anger. By synthesizing these observations, we conclude that the combination of AUs indicates a strong emotional response, predominantly anger, characterized by tension in the brows, eyes, and mouth. In contrast, Qwen-2.5-VL-7B, despite being prompted to perform AU-based facial expression analysis, incorrectly identifies brow raising and assigns the emotion label “Surprise”.

C Important Prompts

Supervised Finetuning Prompt. The prompt for the SFT stage is structured to provide comprehensive guidance, encompassing three core components: (1) precise definitions of AUs, (2) a structured reasoning pathway that outlines a step-by-step thought process, and (3) a standardized output format. The prompt for the SFT stage is shown below:

```
SFT_PROMPT = '''
### Question
{Question}

### Requirements
First, output the thinking process in <think>...</think> tags.
- Provide a concise and precise analysis as a continuous paragraph focusing on the critical Action Units (AUs).
- Describe the observable facial features with AU numbers in parentheses (e.g., "eyebrows pulled together (AU4)").
- After analyzing the possible AUs present in the face, explain how these AUs collectively indicate a specific emotion.
- Forbidden to use negative or uncertain expressions such as "no", "not", "without" or "maybe".
- Reduce unnecessary talk and be as concise as possible.
After the thinking process, output only the final emotion in <answer>...</answer> tags.
- Use a single word from {Emotions}.

### AU Definition
The following are the definitions of Action Units:
```

Method	AU1↑	AU2↑	AU4↑	AU6↑	AU7↑	AU10↑	AU12↑	AU14↑	AU15↑	AU17↑	AU23↑	AU24↑	Avg.↑
<i>Zero-shot</i>													
GPT4o-mini *	45.8	44.9	63.0	61.8	33.1	39.3	66.0	52.5	51.6	44.0	46.5	46.2	49.6
LLaVA-Next	26.5	24.2	16.0	25.1	15.0	23.4	27.0	20.1	18.5	19.8	22.4	18.8	21.4
InternVL	35.1	32.5	24.0	38.0	26.4	33.1	37.8	28.9	25.0	31.6	27.2	28.8	30.7
Qwen2.5-VL	19.5	18.1	11.0	22.0	13.2	18.5	21.3	14.8	12.0	15.1	16.2	11.1	16.9
<i>Fine-tuned</i>													
JAA-Net *	53.8	47.8	58.2	78.5	75.8	82.7	88.2	63.7	43.3	61.8	45.6	49.9	62.4
Norface	60.9	55.3	67.4	79.7	79.9	87.5	90.7	69.8	58.1	66.2	54.9	61.8	69.3
FMAE	<u>59.2</u>	50.0	62.7	<u>80.0</u>	<u>79.2</u>	<u>84.7</u>	<u>89.8</u>	63.5	52.8	<u>65.1</u>	55.3	56.9	66.6
EmoLA	57.4	52.4	61.0	78.1	77.8	81.9	89.5	60.5	49.3	64.9	46.0	52.4	64.2
Face-LLaVA *	54.1	<u>61.0</u>	<u>64.2</u>	80.1	66.3	71.8	86.1	64.4	56.6	62.7	<u>57.9</u>	<u>64.9</u>	65.8
Facial-R1 (Ours)	52.5	61.1	60.3	79.0	76.4	78.2	85.5	<u>65.0</u>	<u>58.0</u>	63.6	61.1	68.1	<u>67.4</u>

Table 8: Comparison of our Facial-R1 with recent VLMs and supervised techniques on the 12 AUs of the BP4D dataset.

Method	Happiness↑	Sadness↑	Neutral↑	Anger↑	Surprise↑	Disgust↑	Fear↑	Avg.↑
GPT4o	<u>86.2</u>	<u>68.8</u>	<u>28.7</u>	<u>43.3</u>	<u>84.4</u>	<u>65.1</u>	<u>62.8</u>	<u>62.7</u>
LLaVA-Next	80.4	14.6	14.1	9.5	19.7	9.0	2.5	21.4
InternVL	83.2	61.8	<u>65.1</u>	<u>59.7</u>	62.6	41.9	19.8	56.3
Qwen2.5-VL	24.5	27.1	21.6	28.9	26.2	26.8	<u>85.0</u>	34.3
Facial-R1 (Ours)	96.8	93.1	86.8	96.2	93.7	91.3	89.5	92.1

Table 9: Performance comparison on the RAF-DB dataset across seven basic emotions.

Method	Happiness↑	Sadness↑	Neutral↑	Anger↑	Surprise↑	Disgust↑	Fear↑	Contempt↑	Avg.↑
GPT-4o	<u>90.2</u>	<u>45.4</u>	<u>54.9</u>	<u>56.5</u>	42.6	70.0	18.2	62.4	<u>48.9</u>
LLaVA-Next	10.5	35.6	3.5	2.7	1.3	0.7	5.9	1.4	7.7
InternVL	71.0	37.2	65.2	21.9	<u>45.4</u>	33.6	22.8	51.7	43.6
Qwen2.5-VL	35.0	34.3	22.4	34.6	<u>32.0</u>	34.2	<u>34.8</u>	33.5	32.6
Facial-R1 (Ours)	95.5	66.5	<u>60.6</u>	61.4	58.8	<u>55.9</u>	68.5	<u>54.4</u>	65.2

Table 10: Performance comparison on the AffectNet dataset across seven basic emotions and contempt.

- AU1: Inner brow raiser;
- AU2: Outer brow raiser;
- AU4: Brow lowerer;
- AU5: Upper lid raiser;
- AU6: Cheek raiser;
- AU7: Lid tightener;
- AU9: Nose wrinkler;
- AU10: Upper lip raiser;
- AU11: Nasolabial Furrow Deepener;
- AU12: Lip corner puller;
- AU13: Cheek puffer;
- AU14: Dimpler;
- AU15: Lip corner depressor;
- AU16: Lower lip depressor;
- AU17: Chin raiser;
- AU18: Lip pucker;
- AU19: Tongue show;
- AU20: Lip stretcher;
- AU22: Lip funneler;
- AU23: Lip tightener;
- AU24: Lip pressor;
- AU25: Lips parted;
- AU26: Jaw drop;
- AU27: Mouth stretch;
- AU28: Lip suck;
- AU29: Jaw thrust;

- AU30: Jaw sideways;
- AU31: Jaw clencher;
- AU32: Lip bite;
- AU43: Eyes closed.

Example

This is an example that meets the requirements:

```
<think>In analyzing the facial expression, key Action
Units include upper lip raising (AU10), chin raising
(AU17), and lip funneling (AU22). The upper lip
raised indicates a display of disdain or hostility,
while the chin raised suggests a feeling of defiance
or assertiveness. The lip funneling can indicate
tension or frustration in the expression. Together,
these AUs coalesce to portray a strong emotional
state where the individual might feel anger or strong
irritation. The combination of disdain, defiance,
and tension clearly signifies an intense emotional
reaction, thus pointing towards anger as the primary
emotion.</think>
<answer>anger</answer>
''' .strip()
```

Data Synthesis Prompt. For the data synthesis stage, we develop a prompt that builds upon the SFT prompt by in-

corporating two critical mechanisms. First, we introduce a Ground Truth (GT) input, which provides the model with the correct AUs and emotion labels for a given image. This forces the model to anchor its reasoning process in the factual state of the expression, thereby improving the fidelity of the synthetic data. Second, we implement a reflective mechanism that enables the model to perform iterative self-correction. If the model’s initial reasoning attempt is flawed or inconsistent with the GT, the prompt guides it to reflect on its mistakes and generate a revised, more accurate analysis. The prompt for the data synthesis stage is shown below:

```
GT = '''
### Ground Truth
Your analysis MUST identify these specific Action
Units: {true_au}
And your final answer MUST be this exact emotion: {
true_emotion}
'''.strip()

ERROR = f'''
### Previous Response Issues
Here is your previous response:
{prev_response}

Your previous response had the following issues:
{', '.join(errors)}

Please correct these issues in your new response.
Make sure to:
1. Include all required Action Units in your analysis
2. Provide the correct emotion in your answer
3. Use proper <think>...</think> and <answer>...</
answer> tags
4. Avoid negative expressions like "no", "not", "
without"
5. Be concise and precise
'''.strip()

INFER_PROMPT = SFT_PROMPT + GT + ERROR
```

D Dataset Preparation

This section details the comprehensive data preparation pipeline. Subsection D.1 describes all collected facial datasets. Subsection D.2 outlines the procedure for processing the collected data. Subsection D.3 specifies the data structure to ensure consistency across all datasets.

D.1 Dataset collection

To construct a comprehensive and diverse training corpus for FEA, we gather a wide array of publicly available datasets. These datasets can be broadly categorized into three groups: with Facial AUs, with emotion labels, and with detailed descriptions. A detailed summary of all collected datasets is presented in Table 12. For AU recognition, we included benchmark datasets such as **DISFA** (Mavadati et al. 2013) and **BP4D** (Zhang et al. 2014), which provide frame-by-frame AU annotations from controlled lab settings, as well as **RAF-AU** (Yan et al. 2020), which offers AU labels for images captured in-the-wild. For emotion recognition, we

collected numerous datasets covering a wide range of scenarios. These include large-scale, in-the-wild datasets like **AffectNet** (Mollahosseini, Hasani, and Mahoor 2017) and **FER2013** (Goodfellow et al. 2013), which contain hundreds of thousands of images from the internet with varying head poses, occlusions, and lighting conditions. Additionally, specialized datasets like **FABA-Instruct** (Li et al. 2024) are included, which provide rich, instruction-based annotations for both AU and emotion tasks, further enhancing the diversity of our training data. The definition of AUs is detailed in Table 11. We select a representative subset in the main paper based on public accessibility, data quality, and relevance to our research tasks. The sum of all training datasets constitutes the training set of our FEA-20K dataset, while the sum of all test sets forms the test set of FEA-20K.

D.2 Data Processing

To ensure the quality and consistency of the aggregated data, a multi-stage processing pipeline is implemented. First, we perform a data cleaning step to remove invalid entries. This involves programmatically identifying and discarding samples with corrupted image files or missing labels. Second, given the inherent long-tail distribution of both emotion and AU labels in real-world data, we employ a frequency-based sampling strategy to create a more balanced training set. For each label (whether an emotion category or an AU), we over-sample instances from under-represented classes and under-sample from over-represented ones to mitigate model bias towards the majority classes. Finally, for images with low resolution, such as the FER2013 dataset with a resolution of only 48*48, we use the diffusion model (Wu et al. 2024) to super-resolve the images to 336*336.

D.3 Data Structure

We format all datasets into a consistent structure. We provide the generated JSONL files for research purposes. However, due to copyright and licensing restrictions of the original datasets, we are unable to redistribute the image files directly. Researchers must download the images from their respective official sources. Each dataset is converted into a JSON Lines (JSONL) file, where each line corresponds to a single data sample represented as a JSON object. The fields included in our unified data structure are as follows:

- *id*: A unique identifier computed as the MD5 hash of the concatenated string *dataset_image_question*.
- *dataset*: The name of the dataset, consistent with the folder name containing the corresponding image files.
- *image*: The image filename (e.g., xx.jpg).
- *question*: A natural language prompt or instruction associated with the image.
- *AUs*: A list of AU tags (e.g., ['AU1', 'AU2']), which indicate specific muscle activations.
- *labels*: A list of emotions (e.g., ['Happiness']).
- *description*: A brief textual explanation describing the emotional state or the reasoning behind the annotation.

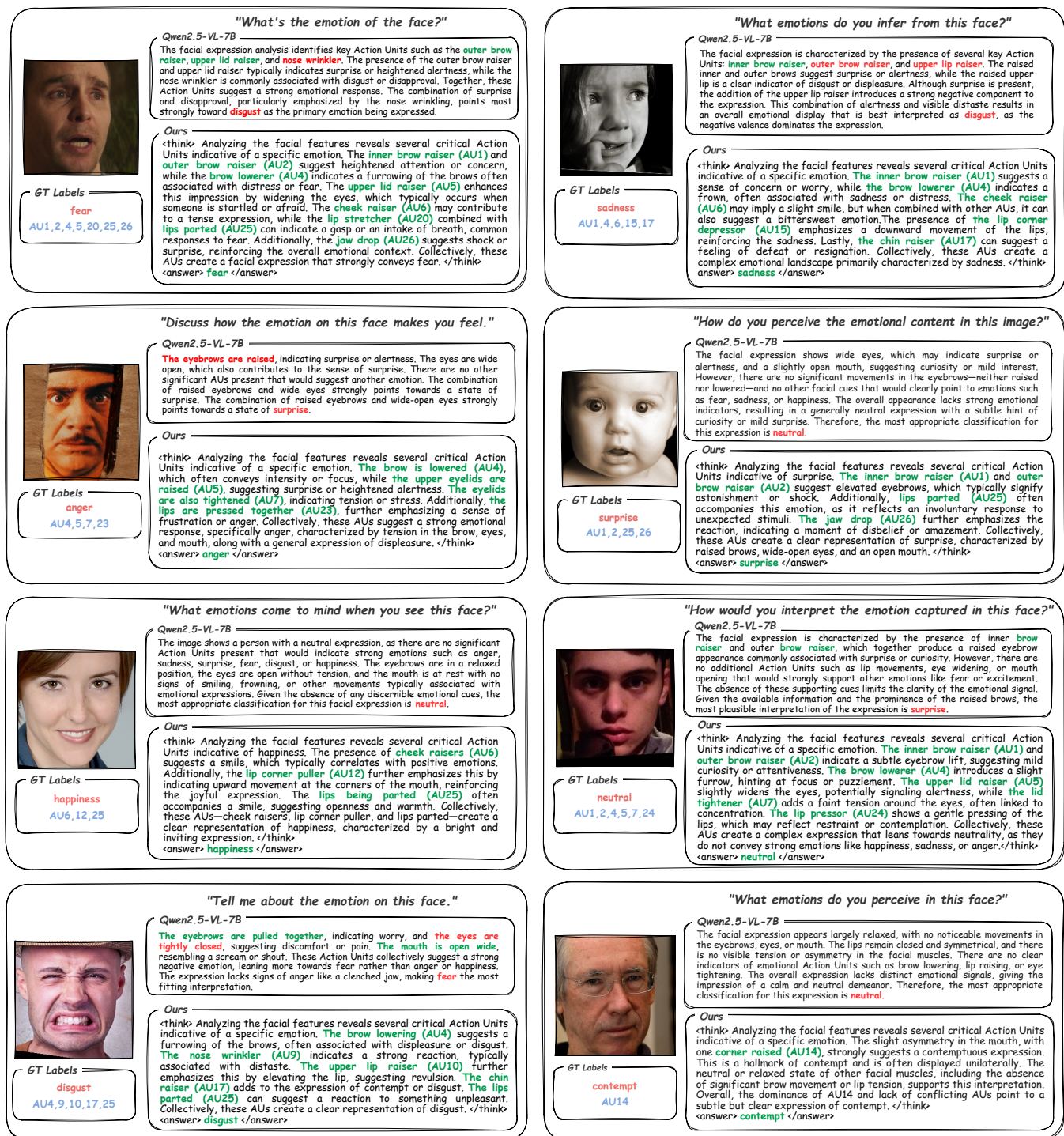


Figure 3: Visualizing the samples generated by Facial-R1 across eight different emotions. On the left are the facial image, emotion label, and AU labels; on the right are the incorrect reasoning from Qwen2.5-VL-7B and our correct reasoning process. The red text indicates misidentified AUs or emotion labels, while the green text represents the correct reasoning.

AU	Meaning	Possible Emotions	AU	Meaning	Possible Emotions
AU1	Inner Brow Raiser	Sadness, Fear, Surprise	AU18	Lip Pucker	Sadness, Anger
AU2	Outer Brow Raiser	Fear, Surprise	AU19	Tongue Show	
AU4	Brow Lowerer	Anger, Sadness	AU20	Lip Stretcher	Fear
AU5	Upper Lid Raiser	Fear, Surprise	AU22	Lip Funneler	
AU6	Cheek Raiser	Happiness	AU23	Lip Tightener	Anger
AU7	Lid Tightener	Anger, Sadness	AU24	Lip Pressor	Anger
AU9	Nose Wrinkler	Disgust	AU25	Lips Parted	Surprise, Fear
AU10	Upper Lip Raiser	Disgust	AU26	Jaw Drop	Surprise
AU11	Furrow Deepener		AU27	Mouth Stretch	Surprise, Fear
AU12	Lip Corner Puller	Happiness	AU28	Lip Suck	
AU13	Cheek Puffer		AU29	Jaw Thrust	
AU14	Dimpler		AU30	Jaw Sideways	
AU15	Lip Corner Depressor	Sadness	AU31	Jaw Clencher	Anger
AU16	Lower Lip Depressor	Sadness, Disgust	AU32	Lip Bite	Sadness, Fear
AU17	Chin Raiser	Disgust, Anger	AU43	Eyes Closed	

Table 11: Summary of all AU definitions used in our collected datasets.

- *meta_info*: A dictionary of optional metadata from the original dataset, formatted as key-value pairs (e.g., {'key1': 'value1'}).

The file structure is organized as follows:

```
Root_Directory
|- Dataset1_Folder
|  |- image1.jpg
|  |- image2.jpg
|  |- ...
|- Dataset1.jsonl
|- Dataset2_Folder
|  |- image1.jpg
|  |- image2.jpg
|  |- ...
|- Dataset2.jsonl
...
```

E Code Guideline

This guide provides a guideline for using the code of Facial-R1, including setup, training, and evaluation. For more information, please refer to the README.md in the code.

E.1 Setup

First, install the required dependencies.

```
conda create -n facial-r1 python=3.10
conda activate facial-r1
bash setup.sh
```

E.2 Training and Evaluation Workflow

The project follows a multi-stage process for training and evaluation. We provide the JSONL of FABA, BP4D, DISFA, RAF-AU, FER2013, AffectNet, and RAF-DB. File suffixes stage1, stage2, and stage3 correspond to training steps 1, 2, and 3 respectively. The sum of all training datasets from stage1&2 forms the training set of our FEA-20K dataset, while the sum of all test sets forms the test set of FEA-20K.

Step 1: Supervised Fine-tuning. Build the foundational model by training on all datasets.

```
# Train the SFT model using the full dataset.
bash run_scripts/sft_emotion.sh
```

Step 2: GRPO Training. Refine the SFT model using Reinforcement Learning.

```
# Run GRPO training on the full dataset.
bash run_scripts/grpo_emotion.sh
```

Step 3: Task-Specific Enhancement. For optimal performance on a specific benchmark (e.g., RAF-DB), continue GRPO training exclusively on the specific dataset.

```
# Modify the data_paths and image_folders in the
script to point to the target dataset.
bash run_scripts/grpo_emotion.sh
```

Evaluation. Evaluate a trained checkpoint on a specific test set to measure its performance.

```
# Set the correct model path and dataset in the
evaluation script.
bash run_scripts/eval_emotion.sh
```


Dataset	Data Size (Train/Test)	Emotion	AU	Description	Formatted
DISFA (Mavadati et al. 2013)	130788 (frames)		✓		✓
BP4D (Zhang et al. 2014)	150,000 (frames)		✓		✓
RAF-AU (Yan et al. 2020)	3680 / 920		✓		✓
FER2013 (Goodfellow et al. 2013)	28709 / 3589	7 classes			✓
RAF-DB (Li, Deng, and Du 2017)	12271 / 3068	7 classes			✓
RAF-ML (Li and Deng 2019b)	4090 / 818	6 classes			✓
AffectNet (Mollahosseini, Hasani, and Mahoor 2017)	257520 / 4000	8 classes			✓
ExpW (Zhang et al. 2018)	91793	7 classes			✓
JAFFE (Lyons, Kamachi, and Gyoba 2020)	212	7 classes			✓
CK+ (Lucey et al. 2010)	981	7 classes			✓
KDEF (Lundqvist, Flykt, and Ohman 1998)	4887	7 classes			✓
NHFI (Vaidya 2020)	5558	8 classes			✓
WSEFEP (Olszanowski et al. 2015)	210	7 classes			✓
SFEW (Dhall et al. 2011)	770 / 336	7 classes			✓
NIMH-ChEFS (Egger et al. 2011)	531	5 classes			✓
DDCF (Dalrymple, Gomez, and Duchaine 2013)	6366	8 classes			
FACES (Ebner, Riediger, and Lindenberger 2010)	2052	6 classes			
MMI (Pantic et al. 2005)	756	6 classes			
FEGA (Ramis et al. 2022)	1668 / 210	7 classes			
RaFD (Langner et al. 2010)	8040	7 classes			
Lifespan (Minear and Park 2004)	1354	6 classes			
DEFSS (Meuwissen, Anderson, and Zelazo 2017)	404	5 classes			
EmoReact (Nojavanasghari et al. 2016)	11645	6 classes			
LIRIS-CSE (Khan et al. 2019)	1096	6 classes			
BU-4DFE (Zhang et al. 2013)	1456	6 classes			
BioVidEmo (Zhang et al. 2016)	2145	5 classes			
FABA-Instruct (Li et al. 2024)	15838 / 325	7 classes	✓	✓	✓
Exp-CoT (Lan et al. 2025)	49824	7 classes		✓	

Table 12: Summary of facial datasets. The seven basic emotion categories typically refer to Happiness, Sadness, Neutral, Anger, Surprise, Disgust, and Fear. Additionally, Contempt is also annotated in certain datasets.