

Wasserstein-Cramér-Rao Theory of Unbiased Estimation

Nicolás García Trillos¹, Adam Quinn Jaffe² and Bodhisattva Sen²

¹*Department of Statistics, University of Wisconsin Madison, WI, e-mail: garciatrillo@wisc.edu*

²*Department of Statistics, Columbia University, New York, NY, e-mail: a.q.jaffe@columbia.edu; b.sen@columbia.edu*

Abstract: The quantity of interest in the classical Cramér-Rao theory of unbiased estimation (e.g., the Cramér-Rao lower bound, its exact attainment for exponential families, and asymptotic efficiency of maximum likelihood estimation) is the variance, which represents the instability of an estimator when its value is compared to the value for an independently-sampled data set from the same distribution. In this paper we are interested in a quantity which represents the instability of an estimator when its value is compared to the value for an infinitesimal additive perturbation of the original data set; we refer to this as the “sensitivity” of an estimator. The resulting theory of sensitivity is based on the Wasserstein geometry in the same way that the classical theory of variance is based on the Fisher-Rao (equivalently, Hellinger) geometry, and this insight allows us to determine a collection of results which are analogous to the classical case: a Wasserstein-Cramér-Rao lower bound for the sensitivity of any unbiased estimator, a characterization of models in which there exist unbiased estimators achieving the lower bound exactly, and some concrete results that show that the Wasserstein projection estimator achieves the lower bound asymptotically. We use these results to treat many statistical examples, sometimes revealing new optimality properties for existing estimators and other times revealing entirely new estimators.

MSC2020 subject classifications: 62B11, 62F10, 62F12, 35Q49, 49Q22.

Keywords and phrases: exponential family, geometries on spaces of probability measures, Hellinger geometry, information geometry, optimal transport, maximum likelihood estimation, Wasserstein information, Wasserstein projection estimator.

Contents

1	Introduction	1
2	Geometric Background	8
3	Sensitivity of Estimators	14
4	Wasserstein-Cramér-Rao Lower Bound for Sensitivity	16
5	Exact Sensitivity-Efficiency in Transport Families	19
6	Asymptotic Sensitivity-Efficiency via Wasserstein Projection	23
7	Conclusion	30
	Acknowledgments	30
A	On the Continuity Equation	31
B	On Kantorovich Duality	33
C	Proofs of Results	35
D	Further Discussions from Section 6	46
	References	46

1. Introduction

The setting of this paper involves a general parametric statistical model $\{P_\theta : \theta \in \Theta\}$ of probability measures on \mathbb{R}^d , where we observe independent identically-distributed (i.i.d.) samples X_1, \dots, X_n from some P_θ for unknown $\theta \in \Theta \subseteq \mathbb{R}^p$, and where the goal is to estimate $\chi(\theta)$ for some fixed transformation $\chi : \Theta \rightarrow \mathbb{R}^k$; for the sake of notational simplicity in the Introduction we will assume $p = k = 1$, but the body of the paper addresses the general case. More specifically, we are interested in unbiased estimators $T_n : (\mathbb{R}^d)^n \rightarrow \mathbb{R}$ of $\chi(\theta)$, meaning $\mathbb{E}_\theta[T_n(X_1, \dots, X_n)] = \chi(\theta)$ for all $\theta \in \Theta$, and various notions of optimality thereof.

The perspective of classical statistics is to search for unbiased estimators T_n for which the variance, denoted $\mathbb{V}_\theta(T_n)$, is small. One motivation for this perspective is that the variance is a measure of the instability that the estimator would experience if the data were independently *re-sampled*. That is, if X'_1, \dots, X'_n denote i.i.d. samples from P_θ which are independent of X_1, \dots, X_n , then we have

$$\mathbb{V}_\theta(T_n) = \frac{1}{2} \mathbb{E}_\theta [|T_n(X'_1, \dots, X'_n) - T_n(X_1, \dots, X_n)|^2].$$

The classical Cramér-Rao theory provides a fundamental lower bound for the variance and provides various methods for achieving this lower bound, either exactly or asymptotically.

Our perspective in this paper is that it may additionally be desirable to search for unbiased estimators which achieve a small value of some measure of the instability that the estimator would experience if the data were *perturbed*. That is, if X'_1, \dots, X'_n are defined via $X'_i := X_i + \xi_i$ for $1 \leq i \leq n$ where ξ_1, \dots, ξ_n are i.i.d. samples from a Gaussian distribution with mean zero and variance $\varepsilon^2 > 0$ and which are independent of X_1, \dots, X_n , then we define the ε -sensitivity of the estimator T_n as

$$\mathbb{S}_{\theta, \varepsilon}(T_n) := \mathbb{E}_\theta \left[\left| \frac{T_n(X'_1, \dots, X'_n) - T_n(X_1, \dots, X_n)}{\varepsilon} \right|^2 \right].$$

A stylized but concrete setting where it may be desirable to achieve a small value of the ε -sensitivity is any statistical application where the data are collected with measurement error; in such settings, the ε -sensitivity describes the size of the difference between an estimator computed on the observed variables and the same estimator computed on the latent variables.

Mathematically, the theory is slightly cleaner if we consider *infinitesimal* versions of the perturbations above. That is, we consider the limit of ε -sensitivity as $\varepsilon \rightarrow 0$ and introduce what we call the *sensitivity*

$$\mathbb{S}_\theta(T_n) := \mathbb{E}_\theta \left[\sum_{i=1}^n \|\nabla_{x_i} T_n(X_1, \dots, X_n)\|^2 \right],$$

which will be our focus in this paper; here, $\nabla_{x_i} T_n(X_1, \dots, X_n)$ denotes the gradient of the function $T_n : (\mathbb{R}^d)^n \rightarrow \mathbb{R}$ with respect to the argument $x_i \in \mathbb{R}^d$ for each $1 \leq i \leq n$. The sensitivity coincides (up to a constant factor, depending on the convention) with the notion of the *Dirichlet energy* studied in probability theory, partial differential equations, and potential theory (e.g., [24, Section 2.2.5], [13, Chapter 8], [39, Chapter XI], [21]). We emphasize that, in most prior uses in mathematical statistics, the Dirichlet energy is interesting only insofar as it is useful for controlling the variance (say, via a Poincaré inequality or a log-Sobolev inequality); in contrast, our perspective in this work is that the Dirichlet energy itself is a quantity which may be of interest to control.

1.1. Illustrative Examples

We consider some examples in order to illustrate the problems involved in constructing unbiased estimators which achieve a small sensitivity.

Example 1.1 (Gaussian location family). Suppose that P_θ is the Gaussian distribution with mean θ and variance 1, and that the goal is to estimate $\theta \in \mathbb{R}$. It is natural to consider the maximum likelihood estimator (MLE) given by the sample mean $T_n^{\text{MLE}} = n^{-1} \sum_{i=1}^n X_i$, for which it is easy to calculate

$$\mathbb{V}_\theta(T_n^{\text{MLE}}) = \mathbb{S}_\theta(T_n^{\text{MLE}}) = \frac{1}{n}.$$

It follows from the classical Cramér-Rao theory that the MLE achieves the optimal variance, so one can immediately show (say, via the Gaussian Poincaré inequality which states $\mathbb{V}_\theta(T_n) \leq \mathbb{S}_\theta(T_n)$ for any unbiased estimator T_n) that the MLE also achieves the optimal sensitivity. Thus, the sample mean is optimal for both the variance and the sensitivity among unbiased estimators of θ . The sample mean is, in fact, the prototypical example of an estimator with small sensitivity. A direct calculation shows that we have $\nabla_{x_i} T_n^{\text{MLE}} = n^{-1}$ deterministically for each $1 \leq i \leq n$; in terms of the ε -sensitivity pre-limit, T_n^{MLE} introduces many cancellations which reduce the effect of additive noise.

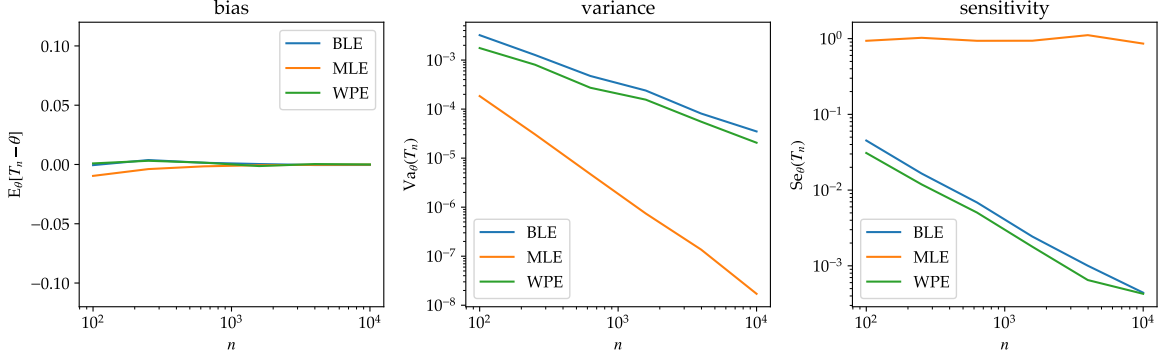


FIG 1. Computing the variance and sensitivity for three estimators in the uniform scale family of Example 1.2: the best linear estimator (BLE), the maximum likelihood estimator (MLE), and the Wasserstein projection estimator (WPE). The MLE has variance of order n^{-2} and sensitivity of constant order. The BLE has both variance and stability of order n^{-1} . The WPE has both variance and stability of order n^{-1} , and it achieves a smaller constant prefactor than the BLE for both quantities. See Example 6.13 for further details.

Example 1.2 (uniform scale family). Suppose that P_θ is the uniform distribution on $[0, \theta]$, for $\theta > 0$, and let us consider two natural estimators of θ . One is the MLE given by $T_n^{\text{MLE}}(X_1, \dots, X_n) = \max\{X_1, \dots, X_n\}$, and the other is the best linear estimator (BLE) given by twice the sample mean $T_n^{\text{BLE}}(X_1, \dots, X_n) = 2n^{-1} \sum_{i=1}^n X_i$. It is easy to show that both estimators are (asymptotically) unbiased, and that their variances are:

$$\mathbb{V}_\theta(T_n^{\text{MLE}}) = \frac{\theta^2}{n^2} \quad \text{and} \quad \mathbb{V}_\theta(T_n^{\text{BLE}}) = \frac{\theta^2}{3n}.$$

Observe that the MLE achieves the fast rate n^{-2} (recall that the classical Cramér-Rao lower bound does not apply to this model) while the BLE achieves the usual rate n^{-1} . However, we can directly compute that their sensitivities are

$$\mathbb{S}_\theta(T_n^{\text{MLE}}) = 1 \quad \text{and} \quad \mathbb{S}_\theta(T_n^{\text{BLE}}) = \frac{4}{n},$$

where the first calculation follows because the MLE depends on exactly one (random) sample, i.e., $\nabla_{x_i} T_n = \mathbf{1}\{X_i = X_{(n)}\}$; in the ε -sensitivity pre-limit the MLE is of constant order because it does not introduce any cancellations. See Figure 1 for a Monte Carlo simulation of the bias, variance, and ε -sensitivity (for $\varepsilon = 10^{-4}$) in this model while n grows ($n = 10^2, \dots, 10^4$). The simulations illustrate that, although our notion of sensitivity concerns infinitesimal perturbations, it captures the behavior of ε -sensitivity for small to moderate values of $\varepsilon > 0$, which may be more directly relevant in practice. We also note that the simulation gives a preview of our later methodology, which concerns optimality properties for the Wasserstein projection estimator (WPE).

Example 1.3 (Laplace location family). Suppose that P_θ is the Laplace distribution with mean θ and variance 2, i.e., its density with respect to the Lebesgue measure is $p_\theta(\cdot) = \frac{1}{2} \exp(-|\cdot - \theta|)$. Let us consider two estimators for θ in this problem. The first is the MLE denoted T_n^{MLE} , which is simply the sample median of X_1, \dots, X_n . The second is the best linear estimator (BLE) which is the sample mean, $T_n^{\text{BLE}}(X_1, \dots, X_n) = n^{-1} \sum_{i=1}^n X_i$. It is easy to show that both estimators are (asymptotically) unbiased. Also, their variances can be computed as

$$\mathbb{V}_\theta(T_n^{\text{MLE}}) \sim \frac{1}{n} \quad \text{and} \quad \mathbb{V}_\theta(T_n^{\text{BLE}}) = \frac{2}{n}$$

meaning both achieve the same rate of decay of n^{-1} but the MLE has a smaller constant prefactor, as it must from the classical Cramér-Rao theory. However, we can also compute

$$\mathbb{S}_\theta(T_n^{\text{MLE}}) = \begin{cases} 1/2 & \text{if } n \text{ even} \\ 1 & \text{if } n \text{ odd} \end{cases} \quad \text{and} \quad \mathbb{S}_\theta(T_n^{\text{BLE}}) = \frac{2}{n},$$

where the first calculation follows because the MLE depends on exactly 1 or 2 observations in the sample, depending on the parity of n . In other words, the sensitivity of the MLE is of constant order, and the sensitivity of the BLE achieves the classical rate.

The examples above show that it is not immediately clear how to construct estimators that achieve a small value of sensitivity. In fact, we have seen that some estimators with small variance have the drawback that their sensitivity is non-vanishing. The goal of this paper is to provide a general statistical theory of unbiased estimators that achieve the smallest possible sensitivity, and to provide detailed analyses in examples like the above and many more.

1.2. Summary of Results

This subsection summarizes our main results and also serves as an outline of the main body of the paper. Broadly speaking, our work addresses the following three questions:

- (i) How small can the sensitivity of an unbiased estimator be?
- (ii) When is it possible to achieve this lower bound exactly?
- (iii) Is there a general way to asymptotically achieve this lower bound?

Our main results yield essentially complete answers to these questions.

Before stating the results, let us emphasize that our theory is, broadly speaking, analogous to the classical Cramér-Rao theory of variance. To aid the reader's understanding, we give Table 1 which highlights the analogies between the statistical concepts in both theories. As we will explore in detail throughout the paper, both theories are derived from the same geometric principle, but by considering different geometries on the space of probability measures; the classical theory of variance comes from the Fisher-Rao (equivalently, Hellinger) geometry, and our theory of sensitivity comes from the Wasserstein geometry. This analogy has been somewhat explored in the mathematical field of information geometry [2, 46, 51] but the statistical implications of the theory have neither been developed nor appreciated so far.

Our first set of results concerns question (i) on fundamental lower bounds for the sensitivity. Towards this end, we introduce (Definition 4.1), the notion of *differentiability in the Wasserstein sense (DWS)*, which states that the optimal transport maps between elements of a model $\mathcal{P} := \{P_\theta : \theta \in \Theta\}$ vary smoothly in the parameter $\theta \in \Theta \subseteq \mathbb{R}$. Roughly speaking, a model is DWS when the *transport linearization* function defined via

$$\Phi_\theta(x) := \lim_{t \rightarrow 0} \frac{\mathbf{t}_{P_\theta \rightarrow P_{\theta+t}}(x) - x}{t} \quad (1)$$

exists, where $\mathbf{t}_{P_{\theta_0} \rightarrow P_{\theta_1}}$ denotes the optimal transport map from P_{θ_0} to P_{θ_1} . Intuitively speaking, the DWS condition is the analog of the differentiability in quadratic mean (DQM) condition from classical theory, and the optimal transport map (minus identity) is the analog of the square root of the ratio of densities (minus one); see Table 1. In a DWS model, one can then define the *Wasserstein information* (Definition 4.6) via

$$J(\theta) := \mathbb{E}_\theta [\|\Phi_\theta(X)\|^2]$$

for $\theta \in \Theta$, where X has distribution P_θ . Thus, the Wasserstein information $J(\theta)$ is the analog of the usual Fisher information $I(\theta)$ in the classical theory. Finally, if T_n is any sufficiently regular unbiased estimator of $\chi(\theta)$, where $\chi : \Theta \rightarrow \mathbb{R}$ is some smooth function, then we prove (Theorem 4.8) a *Wasserstein-Cramér-Rao lower bound* on the sensitivity which states that, under some mild technical conditions, we have

$$\mathbb{S}_\theta(T_n) \geq \frac{(\chi'(\theta))^2}{nJ(\theta)}$$

for all $n \in \mathbb{N}$, which is of course the analog of the classical Cramér-Rao lower bound for the variance.

Next we discuss question (ii) on models in which there exists an unbiased estimator exactly achieving the Wasserstein-Cramér-Rao lower bound. That is, let us say that an unbiased estimator T_n of $\chi(\theta)$ is (*exactly*)

concept	Hellinger geometry	Wasserstein geometry
measure of instability	variance $\mathbb{V}_\theta(T_n) = \mathbb{E}_\theta \left[(T_n - \chi(\theta))(T_n - \chi(\theta))^\top \right]$	sensitivity (Subsection 3) $\mathbb{S}_\theta(T_n) = \mathbb{E}_\theta \left[\sum_{i=1}^n (D_{x_i} T_n)^\top D_{x_i} T_n \right]$
regularity condition on statistical model (Remark 4.3, Remark 4.4)	differentiability in quadratic mean (DQM) $\int \left \sqrt{dP_{\theta+th}/dP_\theta}(x) - 1 - t(G_\theta(x))^\top h \right dP_\theta(x) = o(t^2)$	differentiability in Wasserstein sense (DWS) (Definition 4.1) $\int \ t_{P_\theta \rightarrow P_{\theta+th}}(x) - x - t\Phi_\theta(x)h\ ^2 dP_\theta(x) = o(t^2)$
linearization of statistical model	log-likelihood linearization (score function) $G_\theta : \mathbb{R}^d \rightarrow \mathbb{R}^p$	transport linearization (Definition 4.1) $\Phi_\theta : \mathbb{R}^d \rightarrow \mathbb{R}^{d \times p}$
information matrix (Remark 4.7)	Fisher information matrix $I(\theta) = \mathbb{E}_\theta \left[(G_\theta(X))^\top G_\theta(X) \right]$	Wasserstein information matrix (Definition 4.6) $J(\theta) = \mathbb{E}_\theta \left[(\Phi_\theta(X))^\top \Phi_\theta(X) \right]$
instability lower bound for unbiased estimators (Section 4)	Cramér-Rao lower bound $\mathbb{V}_\theta(T_n) \succeq \frac{1}{n} (D\chi(\theta))^\top (I(\theta))^{-1} D\chi(\theta)$	Wasserstein-Cramér-Rao lower bound (Theorem 4.8) $\mathbb{S}_\theta(T_n) \succeq \frac{1}{n} (D\chi(\theta))^\top (J(\theta))^{-1} D\chi(\theta)$
statistical models admitting exactly efficient estimators (Section 5, Remark 5.4)	exponential family $G_\theta(x) = D\eta(\theta)(\phi(x) - \chi(\theta))$ $\eta : \Theta \rightarrow \mathbb{R}^k$ $\phi : \mathbb{R}^d \rightarrow \mathbb{R}^k$ $\mathbb{E}_\theta[\phi(X)] = \chi(\theta)$	transport family (Definition 5.3, Theorem 5.6) $\Phi_\theta(x) = D\phi(x)(\Lambda(\theta))^{-1} (D\chi(\theta))^\top$ $\chi : \Theta \rightarrow \mathbb{R}^k$ $\phi : \mathbb{R}^d \rightarrow \mathbb{R}^k$ $\Lambda(\theta) := \mathbb{E}_\theta \left[(D\phi(X))^\top D\phi(X) \right]$
general asymptotically efficiency estimator (Section 6)	maximum likelihood estimator (MLE) $\arg \min_{\theta \in \Theta} \frac{1}{n} \sum_{i=1}^n \log p_\theta(X_i)$	Wasserstein projection estimator (WPE) (Definition 6.6, Theorem 6.9, Theorem 6.16) $\arg \min_{\theta \in \Theta} W_2^2 \left(P_\theta, \frac{1}{n} \sum_{i=1}^n \delta_{X_i} \right)$

TABLE 1

Summary and comparison of statistical concepts in the Fisher-Rao and Wasserstein geometries. The statistical concepts for the Fisher-Rao geometry are classical and can be found in standard texts (e.g., [38, 62]). The statistical concepts for the Wasserstein geometry constitute the main results of the paper, and references for precise definitions, theorems, and discussions are given above.

sensitivity-efficient if its sensitivity equals $n^{-1}(\chi'(\theta))^2(J(\theta))^{-1}$ for all $\theta \in \Theta$. At the same time, we define a *transport family* (Definition 5.3) to be a model \mathcal{P} in which the transport linearization factors into

$$\Phi_\theta(x) = \frac{\chi(\theta)}{\Lambda(\theta)} \nabla \phi(x),$$

where $\chi : \mathbb{R} \rightarrow \mathbb{R}$ is some smooth map called the *parameterization* (which later will turn out to be a natural estimand), $\phi : \mathbb{R}^d \rightarrow \mathbb{R}$ is some function, and $\Lambda(\theta) := \mathbb{E}_\theta[\|\nabla \phi(X)\|^2]$. Then, we show (Theorem 5.6) that the existence of an unbiased sensitivity-efficient estimator of $\chi(\theta)$ in the model \mathcal{P} is equivalent to \mathcal{P} being a transport family with parameterization χ . Thus, transport families are analogous to exponential families from the classical theory, which are precisely the models in which there exist an unbiased estimator which exactly achieves the Cramér-Rao lower bound for the variance. As in the classical case, transport families include many statistical models of interest, and this allows us to treat several concrete statistical examples. (See the end of Section 5 and Section 6.)

Lastly, we consider question (iii) on constructing estimators which asymptotically achieve the Wasserstein-Cramér-Rao lower bound. Towards this end we introduce the notion of an *asymptotically sensitivity-efficient* estimator (Definition 6.1). Our main object of interest is the *Wasserstein projection estimator (WPE)*, defined via

$$T_n^{\text{WPE}}(X_1, \dots, X_n) := \arg \min_{\theta \in \Theta} W_2(P_\theta, \bar{P}_n),$$

where W_2 denotes the Wasserstein metric, and $\bar{P}_n := \frac{1}{n} \sum_{i=1}^n \delta_{X_i}$ denotes the empirical measure of X_1, \dots, X_n . Under suitable regularity conditions, we show (Theorem 6.9 and Theorem 6.16) that the WPE is asymptotically sensitivity-efficient. Since the usual maximum likelihood estimator (MLE) can be written as a sort of projection of the empirical measure onto the model \mathcal{P} with respect to the Kullback-Leibler (KL) divergence, we see that the WPE is analogous to the MLE from the classical theory. This result can be proven directly in the case $d = 1$ because of the explicit representation of optimal transport maps via quantile functions, but the case $d \geq 1$ requires several technical assumptions that may be difficult to verify; fundamentally, the difficulty is that the current literature on statistical semi-discrete optimal transport does not have a sufficiently strong understanding of

- consistency for some high-order mixed partial derivatives of the optimal potentials, and
- statistical estimates on the ellipticity of the Laguerre cells in a random power diagram.

Nonetheless, we believe that our result provides a basic foundation for the statistical usage of the WPE, and we hope that it will motivate some further work on statistical optimal transport.

Extensions to a multidimensional parameter $\Theta \subseteq \mathbb{R}^p$ and multidimensional estimand $\chi : \Theta \rightarrow \mathbb{R}^k$ are straightforward, and our results cover the general case of $p \geq 1$ and $k \geq 1$, although the notation is a bit more cumbersome. In the general setting, a statistical model admits a notion of *Wasserstein information matrix* which is analogous to the Fisher information matrix, and an estimator admits a notion of *cosensitivity matrix* which is analogous to the covariance matrix. We direct the reader to the main body of the paper (Section 3 and Section 4) for full details.

In addition to developing our general theory of sensitivity throughout the paper, we give detailed analyses of various statistical problems of interest. In many cases, this reveals new optimality properties for well-known estimators, e.g., the sample mean achieves the optimal sensitivity in any DWS location family (Example 5.7), the sample second moment achieves the optimal sensitivity in any DWS scale family (Example 5.8), the ordinary least squares (OLS) estimator achieves the optimal sensitivity in any DWS linear regression model with centered errors (Example 5.11), and the sample variance achieves the asymptotically optimal sensitivity in a Gaussian model with unknown mean where the estimand is the variance (Example 6.5). In other cases, this theory reveals estimators with optimal sensitivity that appear to be novel, e.g., an estimator with asymptotically optimal sensitivity in the uniform scale family (Example 1.2) is given as follows

$$T_n(X_1, \dots, X_n) = \frac{3}{2n^2} \sum_{i=1}^n (2i - 1)X_{(i)},$$

where $X_{(1)}, \dots, X_{(n)}$ denote the order statistics of X_1, \dots, X_n (Example 6.11). Note that this estimator falls within the class of L -statistics, described in [62, Chapter 22].

1.3. Related Literature

All of our results on fundamental limits for sensitivity aim to be analogous to classical results on fundamental limits for variance; as such, we do not attempt to summarize this literature, but we assume the reader has familiarity with standard sources, e.g., [23, 38, 62]. For introduction to the mathematical discipline of information geometry, which provides the geometric interpretation of the Cramér-Rao bound in terms of the Fisher-Rao geometry, see [1].

The Wasserstein-Cramér-Rao bound and some related considerations have been previously studied in the mathematical field of information geometry. In particular, the works [2, 46, 51] introduced the notion of the Wasserstein information matrix, proved the Wasserstein-Cramér-Rao bound in some settings, and provided many calculations of Wasserstein information matrices for some concrete models of interest; our notion of sensitivity is called *Wasserstein variance* in these works, and some connections are drawn to parallel work in non-equilibrium statistical mechanics [18, 19]. Some other works connecting information geometry to Wasserstein geometry include [4, 34, 40].

We emphasize that, while some basic aspects of this Wasserstein-Cramér-Rao theory have indeed been studied in [2, 46, 51], there are several senses in which our results represent a departure from this prior literature. First of all, our notion of DWS and our careful analytic results (e.g., Proposition 2.2) allow

one to rigorously discuss the theory of sensitivity for estimators which need not be smooth and compactly supported; indeed, in virtually no statistical applications is an estimator regular enough to directly act as a test function in the continuity equation, although this has been assumed in all previous works. Second, our results on transport families allow one to directly determine estimators with optimal sensitivity in a wide variety of statistical settings, which is essential for a meaningful comparison of the classical Cramér-Rao theory with the Wasserstein-Cramér-Rao theory. Last, our results on Wasserstein projection estimators resolve the open questions of [46, Section 5] which ask how to construct (in our terminology) asymptotically sensitivity-efficient estimators in a general-purpose way.

The notion of Wasserstein projection estimator (WPE) has been previously studied in several contexts. For example, the WPE is a particular example of a minimum-distance estimator (a general class of estimators about which much is known [7]), leading to the works [6, 8, 9], which establish existence and measurability of solutions, consistency, a central limit theorem, and more. Another example is that, in machine learning, the WPE has been studied and applied in various problems involving interpretability and fairness [10, 33, 59]. On the computational side, the work [9] discusses some difficulties for implementing the WPE, which can be somewhat delicate. Despite this existing literature, we are not aware of any literature computing the sensitivity of WPEs nor connecting WPE to the Wasserstein-Cramér-Rao bound.

While our notion of sensitivity shares some broad similarities with the field of robust statistics, we emphasize that these theories are different in a few important ways; this is highlighted by the example of the sample median, which has good robustness (e.g., its breakdown point is $1/2$) but bad sensitivity (e.g., its sensitivity is non-vanishing). In more detail, we emphasize that the objects of interest in classical robust statistics (e.g., influence functions, breakdown point [31]) typically come from “contamination” models in which some *proportion* of the samples (which may be large, small, or infinitesimal) may be *arbitrarily* altered; in contrast, our notion of sensitivity concerns models in which *all* of the samples are altered, but each one *infinitesimally*. In another direction, the conclusions of our results are plainly different from the conclusions of standard results in robust statistics, which typically study optimality through the lens of asymptotic variance while constraining a specified class of estimators to have sufficient robustness (e.g., [38, Section 9.8]); in contrast, our results understand optimality by directly minimizing the sensitivity (either exactly or asymptotically), and among a class of essentially arbitrary estimators.

We also include a brief discussion of other fields to which our notion of sensitivity is closely related:

- *Local Differential Privacy (LDP)*. In settings where no centralized statistician can be trusted to “curate” private data, the framework of LDP suggests carefully randomizing each individual’s data before processing; the many recent developments on this methodology [22, 36, 65] can be seen as extensions of the classical strategy of randomized response [66] in survey design. Our notion of sensitivity exactly describes the fundamental limit for how closely an estimator, when computed on randomized data, approximates the estimator computed on the unobserved private data. Strictly speaking our theory applies only to mechanisms in LDP that utilize carefully-calibrated additive noise, while there are other mechanisms of interest that are more complex.
- *Distributionally Robust Optimization (DRO)*. A recent paradigm in stochastic optimization [12, 26, 49] aims to minimize some statistical objective, in the worst-case regime where the empirical measure of the data may be replaced with any distribution in an “ambiguity set” taken to be Wasserstein balls of small radius; in this setting and under some additional assumptions, it can be shown that we have

$$\max_{W_2(P_\theta, \tilde{P}) \leq \varepsilon} \mathbb{E}_{\tilde{P}}[|T_n(X_1, \dots, X_n) - \chi(\theta)|] = \mathbb{E}_\theta[|T_n(X_1, \dots, X_n) - \chi(\theta)|] + \varepsilon \sqrt{\mathbb{S}_\theta(T_n)} + o(\varepsilon)$$

as $\varepsilon \rightarrow 0$ for each $\theta \in \Theta$ (see, e.g., [27, Theorem 1.9]). In other words, the sensitivity exactly characterizes the lower-order growth of the DRO risk in terms of the size of the ambiguity set. While this discussion applies only to models of DRO in which ambiguity sets are balls in the Wasserstein metric, there are settings in which it is of interest to use ambiguity sets with other structures [11].

More generally, we believe that our theory of sensitivity will find applications in many other statistical settings where data are perturbed before performing some downstream analysis. In addition to standard models where small amounts of noise arise due to measurement error (e.g., errors-in-variables models [15, 25]), there are several other methodological reasons for practitioners to deliberately add noise to their data sets, typically

in order to achieve numerical stability (e.g., in density estimation [50]) or robustness (e.g., neural network training [29], simulation-extrapolation [16]).

Organization

In Section 2 we review some background on Riemannian geometry, and on the Hellinger, Fisher-Rao, and Wasserstein geometries, and in Section 3 we detail the notion of sensitivity. Section 4 discusses the Wasserstein-Cramér-Rao lower bound and the requisite regularity of statistical models. Section 5 discusses the models in which exact sensitivity-efficient estimation is possible and addresses several examples of interest, and Section 6 discusses the asymptotic sensitivity-efficiency of Wasserstein projection estimators. The proofs of all results are contained in Appendix C, and the other appendices contain some further technical discussions of interest.

Notation

For a function $f : \mathbb{R} \rightarrow \mathbb{R}$, we use the standard notation $f' : \mathbb{R} \rightarrow \mathbb{R}$ for its derivative. For a function $F : \mathbb{R}^a \rightarrow \mathbb{R}^b$, its Jacobian is written DF and we take the convention that $DF(x) \in \mathbb{R}^{a \times b}$. Thus, for any $x, h \in \mathbb{R}^a$, we have

$$\lim_{t \rightarrow 0} \frac{F(x + th) - F(x)}{t} = (DF(x))^\top h.$$

This convention is chosen so that when F is scalar-valued (i.e., $b = 1$) its Jacobian is a column vector, in line with standard practice; in this case we write ∇F and call it the gradient of F . If F is a function of multiple inputs, say $F : (\mathbb{R}^a)^n \rightarrow \mathbb{R}^b$, then we write $D_{x_i} F$ to denote the Jacobian with respect to the argument x_i for $1 \leq i \leq n$, meaning

$$\lim_{t \rightarrow 0} \frac{F(x_1, \dots, x_{i-1}, x_i + th, x_{i+1}, \dots, x_n) - F(x_1, \dots, x_n)}{t} = (D_{x_i} F(x_1, \dots, x_n))^\top h;$$

and similar for the gradient $\nabla_{x_i} T_n$ when $b = 1$.

We write $\mathcal{P}(\mathbb{R}^m)$ for the collection of all Borel probability measure on \mathbb{R}^m . Then, we write $\mathcal{P}_2(\mathbb{R}^m)$ for the collection of all $\mu \in \mathcal{P}(\mathbb{R}^m)$ with finite variance, meaning $\int_{\mathbb{R}^m} \|x\|^2 d\mu(x) < \infty$. A probability measure $\mu \in \mathbb{R}^m$ is called *absolutely continuous* if it has a density with respect to the m -dimensional Lebesgue measure on \mathbb{R}^m , and we denote by $\mathcal{P}_{2,ac}(\mathbb{R}^m)$ the space of all absolutely continuous Borel probability measures with finite variance. We also write $L^2_\mu(\mathbb{R}^m; \mathbb{R})$ for the Hilbert space of square integrable functions with respect to μ from \mathbb{R}^m to \mathbb{R} , as well as $L^2_\mu(\mathbb{R}^m; \mathbb{R}^m)$ for the Hilbert space of square integrable functions from \mathbb{R}^m to \mathbb{R}^m with respect to μ . We also write $C^k_c(\mathbb{R}^m)$ for the space of all compactly-supported k -times continuously differentiable functions from \mathbb{R}^m to \mathbb{R} ; similarly, we write $C^\infty_c(\mathbb{R}^m)$ for the space of all compactly-supported infinitely differentiable functions from \mathbb{R}^m to \mathbb{R} . When a function is said to have a *local* property (e.g., locally Lipschitz, locally integrable), we mean each point is contained in some neighborhood on which the function satisfies said property. By the norm $\|A\|$ of a matrix A we mean the Frobenius norm.

2. Geometric Background

In this section we precisely introduce some fundamental geometric notions that will appear in our main results. Throughout, $m \in \mathbb{N}$ denotes a fixed dimension.

2.1. Riemannian Geometry

In this subsection we give a basic summary of Riemannian geometry, as our later work will rely on the Riemannian-like structures of the Hellinger, Fisher-Rao, and Wasserstein geometries on suitable spaces of measures and probability measures. We direct the reader to standard texts (e.g., [42, 43]) for further information. Note that, a Riemannian manifold is, strictly speaking, a pairing (\mathcal{M}, g) of a set \mathcal{M} and a “metric

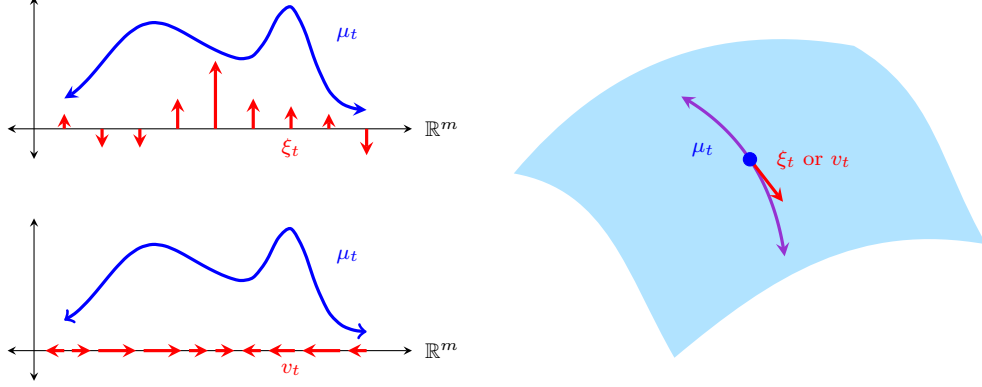


FIG 2. A probability measure and its infinitesimal flow in the Fisher-Rao and Wasserstein geometries. For a probability measure μ_t , the Fisher-Rao flow is determined by a mean-zero scalar field $\xi_t : \mathbb{R}^m \rightarrow \mathbb{R}$ (top left) and the Wasserstein flow is determined by a suitable vector field $v_t : \mathbb{R}^m \rightarrow \mathbb{R}^m$ (bottom left). In either case, the scalar and vector fields are the tangent vectors for the path $\{\mu_t\}_t$ in the space of probability measures (right).

tensor” g ; however, we will build up this structure piece by piece, in order to make clear our later analogy with the spaces of measures.

First of all, a Riemannian manifold can be viewed as a metric space (\mathcal{M}, d) . For $x, y \in \mathcal{M}$, a *constant-speed geodesic* from x to y is a path $\gamma : [0, 1] \rightarrow \mathcal{M}$ satisfying $d(\gamma(s), \gamma(t)) = (t - s)d(\gamma(0), \gamma(1))$ for all $0 \leq s \leq t \leq 1$; in other words, γ is, up to constants, an isometric embedding of the line segment $[0, 1]$ into the manifold \mathcal{M} .

Each point $x \in \mathcal{M}$ has a *tangent space* denoted by $\text{Tan}_x(\mathcal{M})$ which represents the best possible linear approximation of the non-linear space \mathcal{M} , locally at the point x . More concretely, $\text{Tan}_x(\mathcal{M})$ is a vector space endowed with an inner product g_x ; the collection of tangent spaces $\{\text{Tan}_x(\mathcal{M})\}_{x \in \mathcal{M}}$ is called the *tangent bundle* and the collection of inner products $\{g_x\}_{x \in \mathcal{M}}$ is called the *metric tensor*. Each constant-speed geodesic $\gamma : [0, 1] \rightarrow \mathcal{M}$ has a notion of an initial velocity vector $\gamma'(0)$, and we have $\gamma'(0) \in \text{Tan}_{\gamma(0)}(\mathcal{M})$; conversely, $\text{Tan}_x(\mathcal{M})$ equals (the closure of the linear span of) the set of initial velocities $\gamma'(0)$ where γ ranges over all constant-speed geodesics $\gamma : [0, 1] \rightarrow \mathcal{M}$ with $\gamma(0) = x$. In other words, $\text{Tan}_x(\mathcal{M})$ is also the space of “directions” which constant-speed geodesics originating at x may take.

For each $x \in \mathcal{M}$, there is a fundamental correspondence between \mathcal{M} and $\text{Tan}_x(\mathcal{M})$. Indeed, the *logarithmic map* $\text{Log}_x : \mathcal{M} \rightarrow \text{Tan}_x(\mathcal{M})$ is defined so that $\text{Log}_x(y) = \gamma'(0)$ where $\gamma : [0, 1] \rightarrow \mathcal{M}$ is the unique constant-speed geodesic from x to y , if it exists. The *exponential map* $\text{Exp} : \text{Tan}_x(\mathcal{M}) \rightarrow \mathcal{M}$ is the inverse of the logarithmic map, wherever it exists.

Lastly, all these structures are required to be compatible in the sense that for all $x, y \in \mathcal{M}$ we have

$$d^2(x, y) := \min \left\{ \int_0^1 \|\gamma'(t)\|_{g_{\gamma(t)}}^2 dt : \gamma \text{ is a constant-speed geodesic from } x \text{ to } y \right\}$$

where $\|\cdot\|_x$ is the norm on $\text{Tan}_x(\mathcal{M})$ induced by the inner product g_x ; in other words, $d(x, y)$ represents the length of the shortest path from x to y , where the “length” of a path can be measured by averaging the size of the tangent vector at each point in time with respect to the metric tensor at the current location.

2.2. Hellinger and Fisher-Rao Geometries

To facilitate the comparison in later sections between the theory for sensitivity developed in this paper and the classical theory for variance, it will be beneficial to present some basic background on the Hellinger and Fisher-Rao geometries, emphasizing their formal Riemannian structures; we direct the reader to [48] for further information. We encourage the reader to consult Figure 2 and Table 2 while reading this subsection and the next.

concept	Hellinger geometry	Wasserstein geometry
variation in the space of measures	re-weighting	perturbation
metric	$H^2(\mu, \nu) = \int_{\mathbb{R}^m} \left(\sqrt{\frac{d\mu}{d\lambda}} - \sqrt{\frac{d\nu}{d\lambda}} \right)^2 d\lambda$	$W_2^2(\mu, \nu) = \min_{\pi \in \Pi(\mu, \nu)} \int_{\mathbb{R}^m \times \mathbb{R}^m} \ x - y\ ^2 d\pi(x, y)$
representation of paths	reaction equation $\partial_t \mu_t = \xi_t \mu_t$ $\left(\frac{d}{dt} \int_{\mathbb{R}^m} f d\mu_t = \int_{\mathbb{R}^m} f \xi_t d\mu_t \text{ for } f \in C_c^\infty(\mathbb{R}^m) \right)$	continuity equation $\partial_t \mu_t + \operatorname{div}(v_t \mu_t) = 0$ $\left(\frac{d}{dt} \int_{\mathbb{R}^m} f d\mu_t = \int_{\mathbb{R}^m} \nabla f \cdot v_t d\mu_t \text{ for } f \in C_c^\infty(\mathbb{R}^m) \right)$
dynamical formulation	$H^2(\mu, \nu) = \frac{1}{4} \min \left\{ \int_0^1 \ \xi_t\ _{L_{\mu_t}^2}^2 dt : \begin{array}{l} \partial_t \mu_t = \xi_t \mu_t, \\ \mu_0 = \mu, \\ \mu_1 = \nu \end{array} \right\}$	$W_2^2(\mu, \nu) = \min \left\{ \int_0^1 \ v_t\ _{L_{\mu_t}^2}^2 dt : \begin{array}{l} \partial_t \mu_t + \operatorname{div}(v_t \mu_t) = 0, \\ \mu_0 = \mu, \\ \mu_1 = \nu \end{array} \right\}$
constant-speed geodesics	$\gamma(t) = \mu_t$, where $\frac{d\mu_t}{d\lambda} = \left((1-t) \sqrt{\frac{d\mu}{d\lambda}} + t \sqrt{\frac{d\nu}{d\lambda}} \right)^2$	$\gamma(t) = ((1-t) \operatorname{id} + t \mathbf{t}_{\mu \rightarrow \nu})_\# \mu$
tangent space	$\operatorname{Tan}_\mu^H(\mathcal{P}(\mathbb{R}^m)) \subseteq L_\mu^2(\mathbb{R}^m; \mathbb{R})$	$\operatorname{Tan}_\mu^W(\mathcal{P}_2(\mathbb{R}^m)) \subseteq L_\mu^2(\mathbb{R}^m; \mathbb{R}^m)$
logarithmic map	$\operatorname{Log}_\mu^H(\nu) = \sqrt{\frac{d\nu}{d\mu}} - 1$	$\operatorname{Log}_\mu^W(\nu) = \mathbf{t}_{\mu \rightarrow \nu} - \operatorname{id}$

TABLE 2

Summary and comparison of geometric concepts of the Fisher-Rao and Wasserstein geometries, as discussed in Subsection 2.2 and Subsection 2.3, respectively.

2.2.1. Hellinger Geometry

We begin by introducing the Hellinger metric on the space of finite non-negative Borel measures (not necessarily probability measures), denoted $\mathcal{M}_+(\mathbb{R}^m)$. For $\mu, \nu \in \mathcal{M}_+(\mathbb{R}^m)$ and any σ -finite measure λ dominating both (i.e., $\mu, \nu \ll \lambda$), define the *squared Hellinger distance* as

$$H^2(\mu, \nu) := \int_{\mathbb{R}^m} \left(\sqrt{\frac{d\mu}{d\lambda}} - \sqrt{\frac{d\nu}{d\lambda}} \right)^2 d\lambda.$$

It can be easily checked that the value $H^2(\mu, \nu)$ is independent of the choice of λ .

Next, we introduce a dynamical formulation of the Hellinger distance. We say that a path $\{\mu_t\}_{0 \leq t \leq 1}$ in $\mathcal{M}_+(\mathbb{R}^m)$ and a time-varying scalar field $\{\xi_t\}_{0 \leq t \leq 1}$ satisfy the *reaction equation* if for all $f \in C_c^\infty(\mathbb{R}^m)$ we have

$$\frac{d}{dt} \int_{\mathbb{R}^m} f(x) d\mu_t(x) = \int_{\mathbb{R}^m} f(x) \xi_t(x) d\mu_t(x). \quad (2)$$

In other words, $(\{\mu_t\}_{0 \leq t \leq 1}, \{\xi_t\}_{0 \leq t \leq 1})$ is a solution, in the weak sense, of the ordinary differential equation (ODE)

$$\partial_t \mu_t = \xi_t \mu_t. \quad (3)$$

Intuitively speaking, a pair $(\{\mu_t\}_{0 \leq t \leq 1}, \{\xi_t\}_{0 \leq t \leq 1})$ satisfying the reaction equation means that, at each location $x \in \mathbb{R}^m$ and each time $0 \leq t \leq 1$, the change in the log-density $\log \mu_t(x)$ equals $\xi_t(x)$. It turns out that the squared Hellinger distance between $\mu, \nu \in \mathcal{M}_+(\mathbb{R}^m)$ can be written in the following form (see [48] and references therein):

$$H^2(\mu, \nu) = \frac{1}{4} \min \left\{ \int_0^1 \|\xi_t\|_{L_{\mu_t}^2(\mathbb{R}^m; \mathbb{R})}^2 dt : (\{\mu_t\}_{0 \leq t \leq 1}, \{\xi_t\}_{0 \leq t \leq 1}) \text{ solves (3), } \mu_0 = \mu, \mu_1 = \nu \right\}. \quad (4)$$

Plainly, (4) states that the value H^2 equals the smallest possible “size” of a time-varying scalar field which continually re-weights μ to ν .

Next, we define the constant-speed geodesics in the metric space $(\mathcal{M}_+(\mathbb{R}^m), H)$, which are closely related to minimizers of the dynamical formulation (4). A direct computation reveals that, if λ is a σ -finite measure with respect to which both μ, ν are absolutely continuous, then the path $\gamma : [0, 1] \rightarrow \mathcal{M}_+(\mathbb{R}^m)$ defined via

$$\gamma(t) := \mu_t, \quad \text{where} \quad \frac{d\mu_t}{d\lambda} = \left((1-t)\sqrt{\frac{d\mu}{d\lambda}} + t\sqrt{\frac{d\nu}{d\lambda}} \right)^2, \quad (5)$$

is a constant-speed geodesic in the space $\mathcal{M}_+(\mathbb{R}^m)$, and in fact a minimizer of (4); see [48, Example 2.3].

Finally, we discuss how these considerations allow us to endow $(\mathcal{M}_+(\mathbb{R}^m), H)$ with a formal Riemannian structure. By comparing the considerations in Subsection 2.1 with the dynamical formulation (4), we should take the tangent space at each $\mu \in \mathcal{M}_+(\mathbb{R}^m)$ to be a subspace of $L^2_\mu(\mathbb{R}^m; \mathbb{R})$; since (5) shows that any function in $L^2_\mu(\mathbb{R}^m; \mathbb{R})$ is the derivative of some constant-speed geodesic, we must in fact take

$$\text{Tan}_\mu^H(\mathcal{M}_+(\mathbb{R}^m)) = L^2_\mu(\mathbb{R}^m; \mathbb{R}).$$

We also define the logarithmic map as the initial speed of each constant-speed geodesic, which by (5) is the map $\text{Log}_\mu^H : \mathcal{P}_2(\mathbb{R}^m) \rightarrow \text{Tan}_\mu^H(\mathcal{P}(\mathbb{R}^m))$ given by

$$\text{Log}_\mu^H(\nu) := \frac{\sqrt{\frac{d\nu}{d\lambda}}}{\sqrt{\frac{d\mu}{d\lambda}}} - 1 \quad (6)$$

where λ is a common reference measure for μ and ν ; if ν is absolutely continuous with respect to μ , then we also have $\text{Log}_\mu^H(\nu) = \sqrt{d\nu/d\mu} - 1$. Here we use the superscript “ H ” for “Hellinger” in order to distinguish these concepts from the analogous concepts in the Wasserstein geometry.

2.2.2. Fisher-Rao Geometry

We next describe the Fisher-Rao geometry, which can be viewed as the geometry induced on the space of probability measures $\mathcal{P}(\mathbb{R}^m)$ by the Hellinger geometry on the space of finite nonnegative measures $\mathcal{M}_+(\mathbb{R}^m)$. We emphasize that the Fisher-Rao geometry is not simply the metric space resulting from restricting the metric from $\mathcal{M}_+(\mathbb{R}^m)$ to $\mathcal{P}(\mathbb{R}^m)$; rather, it is the metric space resulting from restricting the Riemannian structure from $\mathcal{M}_+(\mathbb{R}^m)$ to $\mathcal{P}(\mathbb{R}^m)$.

The construction is most easily understood via a dynamical formulation. That is, for $\mu, \nu \in \mathcal{P}(\mathbb{R}^m)$, consider solutions $(\{\mu_t\}_{0 \leq t \leq 1}, \{\xi_t\}_{0 \leq t \leq 1})$ to the reaction equation (3) with the property that μ_t is a probability measure for all $0 \leq t \leq 1$; it can be shown that this holds if and only if $\int_{\mathbb{R}^m} \xi_t d\mu_t = 0$ for all $0 \leq t \leq 1$. In other words, we may define the *squared Fisher-Rao distance* between $\mu, \nu \in \mathcal{P}(\mathbb{R}^m)$ as

$$\text{FR}^2(\mu, \nu) := \frac{1}{4} \min \left\{ \int_0^1 \|\xi_t\|_{L^2_{\mu_t}(\mathbb{R}^m; \mathbb{R})}^2 dt : \begin{array}{l} (\{\mu_t\}_{0 \leq t \leq 1}, \{\xi_t\}_{0 \leq t \leq 1}) \text{ solves (3),} \\ \mu_0 = \mu, \mu_1 = \nu, \text{ and for } 0 \leq t \leq 1 \\ \text{we have } \int_{\mathbb{R}^m} \xi_t d\mu_t = 0 \end{array} \right\}. \quad (7)$$

It turns out that this can be written explicitly in terms of the Hellinger distance, as

$$\text{FR}(\mu, \nu) = \cos^{-1} \left(1 - \frac{1}{2} H^2(\mu, \nu) \right) \quad (8)$$

for all $\mu, \nu \in \mathcal{P}(\mathbb{R}^m)$. Geometrically speaking, (8) allows us to interpret the Fisher-Rao and Hellinger distances between probability measures $\mu, \nu \in \mathcal{P}(\mathbb{R}^m)$ in terms of the unit sphere $S_\lambda := \{f \in L^2_\lambda(\mathbb{R}^m; \mathbb{R}) : \|f\|_{L^2_\lambda(\mathbb{R}^m; \mathbb{R})} = 1\}$, where λ is any σ -finite measure with respect to which both μ and ν are absolutely continuous: the Hellinger distance is the length of the *chord* connecting $\sqrt{d\mu/d\lambda}$ to $\sqrt{d\nu/d\lambda}$ and the Fisher-Rao distance is the length of the *arc* connecting $\sqrt{d\mu/d\lambda}$ to $\sqrt{d\nu/d\lambda}$.

The metric space $(\mathcal{P}(\mathbb{R}^m), \text{FR})$ also admits a formal Riemannian structure, using the same interpretations as before. The only difference between the Hellinger and Fisher-Rao cases is that the tangent space $\text{Tan}_\mu^{\text{FR}}(\mathcal{P}(\mathbb{R}^m))$ at μ requires its elements to be centered, meaning

$$\text{Tan}_\mu^{\text{FR}}(\mathcal{P}(\mathbb{R}^m)) = \left\{ \xi \in L_\mu^2(\mathbb{R}^m; \mathbb{R}) : \int_{\mathbb{R}^m} \xi \, d\mu = 0 \right\}.$$

There also exists a notion of the logarithmic map for the Fisher-Rao geometry, but it will not be needed in this work so we direct the reader to [48] for further information.

Remark 2.1 (Hellinger vs. Fisher-Rao geometries). For a given collection of probability measures $\mathcal{P} \subseteq \mathcal{P}(\mathbb{R}^m)$, we highlight that both the Hellinger and Fisher-Rao geometries will lead to the same measure of instability of unbiased estimators. The reason is that $\mathcal{P}(\mathbb{R}^m)$ is itself an embedded submanifold of $\mathcal{M}_+(\mathbb{R}^m)$, which is reflected in the fact that from (8) we can see $\text{FR}(\mu, \nu) \sim H(\mu, \nu)$ as $\mu \rightarrow \nu$. From this perspective, it is equally correct to say that the classical theory for variance is connected to either the Hellinger or Fisher-Rao geometries; in this paper we find it analytically more convenient to primarily use the Hellinger geometry.

The reader may wonder how to reconcile Remark 2.1 with the fact that the classical Cramér-Rao theory is also connected to the KL divergence (e.g., the MLE can be interpreted as a sort of KL projection) and the χ^2 divergence (e.g., in the Hammersley-Chapman-Robbins lower bound). These answer is that all f -divergences (including Hellinger distance, KL divergence, and χ^2 divergence) are infinitesimally equivalent; see [53, Theorem 7.20].

2.3. Wasserstein Geometry

Next, we review the fundamental concepts of optimal transport and the geometry of the Wasserstein space, as these will be used throughout the paper. We direct the reader to [64] and [3] for further detail on this background material, and, as before, we encourage the reader to consult Table 2 and Figure 2 in order to facilitate the comparison between this subsection and the previous.

First, we introduce the optimal transport problem and the Wasserstein metric. For $\mu, \nu \in \mathcal{P}_2(\mathbb{R}^m)$, the *Monge optimal transport problem* is the optimization problem

$$\begin{cases} \text{minimize} & \int_{\mathbb{R}^m} \|x - T(x)\|^2 \, d\mu(x) \\ \text{over} & T : \mathbb{R}^m \rightarrow \mathbb{R}^m \\ \text{with} & T_\# \mu = \nu, \end{cases} \quad (9)$$

where $T_\# \mu$ is the *pushforward* of μ by T , that is the probability measure on \mathbb{R}^m defined via $(T_\# \mu)(A) = \mu(T^{-1}(A))$ for all Borel sets $A \subseteq \mathbb{R}^m$; closely related is the *Kantorovich optimal transport problem* given by

$$\begin{cases} \text{minimize} & \int_{\mathbb{R}^m \times \mathbb{R}^m} \|x - y\|^2 \, d\pi(x, y) \\ \text{over} & \pi \in \Pi(\mu, \nu) \end{cases} \quad (10)$$

where $\Pi(\mu, \nu)$ denotes the space of all *couplings* of μ and ν , meaning the space of all Borel probability measures on $\mathbb{R}^m \times \mathbb{R}^m$ whose first and second marginals are μ and ν , respectively. We write $W_2^2(\mu, \nu)$ for the minimal value of problem (10), which is called the *squared 2-Wasserstein distance* between μ and ν ; the function $W_2 : \mathcal{P}_2(\mathbb{R}^m) \times \mathcal{P}_2(\mathbb{R}^m) \rightarrow [0, \infty)$ is called the *2-Wasserstein metric* or simply the *Wasserstein metric*. It is known that, if we have $\mu \in \mathcal{P}_{2,ac}(\mathbb{R}^m)$, then problems (9) and (10) have the same value, and problem (9) admits a unique solution (up to null sets with respect to μ) which we denote by $\mathbf{t}_{\mu \rightarrow \nu} : \mathbb{R}^m \rightarrow \mathbb{R}^m$ and call the optimal transport map from μ to ν .

Next, we introduce the dynamical formulation of the optimal transport problem (9), which is detailed in [3, Chapter 8]. We say that a path $\{\mu_t\}_{0 \leq t \leq 1}$ in $\mathcal{P}_2(\mathbb{R}^m)$ and a time-varying \mathbb{R}^m -valued vector field $\{v_t\}_{0 \leq t \leq 1}$ on \mathbb{R}^m *satisfy the continuity equation* (see [3, Remark 8.1.1]) if we have

$$\frac{d}{dt} \int_{\mathbb{R}^m} f \, d\mu_t = \int_{\mathbb{R}^m} (\nabla f)^\top v_t \, d\mu_t \quad \text{for all } 0 \leq t \leq 1 \quad (11)$$

for all $f \in C_c^\infty(\mathbb{R}^m)$; in other words $(\{\mu_t\}_{0 \leq t \leq 1}, \{v_t\}_{0 \leq t \leq 1})$ can be understood as a solution to the partial differential equation (PDE)

$$\partial_t \mu_t + \operatorname{div}(v_t \mu_t) = 0 \quad (12)$$

in “the weak sense”. Intuitively speaking, a pair $(\{\mu_t\}_{0 \leq t \leq 1}, \{v_t\}_{0 \leq t \leq 1})$ satisfying the continuity equation means, at each location $x \in \mathbb{R}^m$ and each time $0 \leq t \leq 1$, the decrease in probability $\mu_t(x)$ is equal to the outgoing probability under the flow of the vector $v_t(x)$. If $(\{\mu_t\}_{0 \leq t \leq 1}, \{v_t\}_{0 \leq t \leq 1})$ satisfy the continuity equation, then it is known that we have $v_0 = \nabla \phi$ for some convex function $\phi : \mathbb{R}^m \rightarrow \mathbb{R}$, which we refer to as the *potential* of the path $\{\mu_t\}_{0 \leq t \leq 1}$. It turns out that we can write the squared 2-Wasserstein distance between μ and ν in terms of solutions to the continuity equation, via

$$W_2^2(\mu, \nu) = \min \left\{ \int_0^1 \|v_t\|_{L_{\mu_t}^2(\mathbb{R}^m; \mathbb{R}^m)}^2 dt : (\{\mu_t\}_{0 \leq t \leq 1}, \{v_t\}_{0 \leq t \leq 1}) \text{ solves (11), } \mu_0 = \mu, \mu_1 = \nu \right\} \quad (13)$$

which is referred to as the *Benamou-Brenier formula*. Plainly, (13) states that the value W_2^2 equals the smallest possible “size” of a time-varying vector field which continually pushes μ to ν .

Next, we define the constant-speed geodesics in the metric space $(\mathcal{P}_2(\mathbb{R}^m), W_2)$, which are closely related to minimizers of the dynamical formulation (13). It turns out that, if $\mu \in \mathcal{P}_{2, \text{ac}}(\mathbb{R}^m)$ and $\nu \in \mathcal{P}_2(\mathbb{R}^m)$ are arbitrary, then the constant-speed geodesic $\gamma : [0, 1] \rightarrow \mathcal{P}_2(\mathbb{R}^m)$ from μ to ν is exactly

$$\gamma(t) := ((1-t) \operatorname{id} + t \mathbf{t}_{\mu \rightarrow \nu}) \# \mu \quad \text{for all } 0 \leq t \leq 1. \quad (14)$$

In “Lagrangian” terms, this means that a particle $x \in \mathbb{R}^m$ moves along the straight line $x \mapsto (1-t)x + t\mathbf{t}_{\mu \rightarrow \nu}(x)$ at constant speed.

Lastly, we put together these notions in order to discuss the formal Riemannian structure of the metric space $(\mathcal{P}_2(\mathbb{R}^m), W_2)$, often referred to as the *Otto calculus*. By comparing the dynamical formulation (13) with the considerations of Subsection 2.1, the tangent space $\operatorname{Tan}_\mu^W(\mathcal{P}_2(\mathbb{R}^m))$ at μ should be a subset of $L_\mu^2(\mathbb{R}^m; \mathbb{R}^m)$. Since the tangent space at μ should be equal to (the closure of the span of) the space of derivatives of constant-speed geodesics emanating from μ , (14) implies that we should take

$$\operatorname{Tan}_\mu^W(\mathcal{P}_2(\mathbb{R}^m)) := \overline{\operatorname{span}\{\mathbf{t}_{\mu \rightarrow \nu} - \operatorname{id} : \nu \in \mathcal{P}_2(\mathbb{R}^m)\}}$$

where the closure is taken in the Hilbert space $L_\mu^2(\mathbb{R}^m; \mathbb{R}^m)$. Finally, the logarithmic map $\operatorname{Log}_\mu^W : \mathcal{P}_2(\mathbb{R}^m) \rightarrow \operatorname{Tan}_\mu^W(\mathcal{P}_2(\mathbb{R}^m))$ is defined via

$$\operatorname{Log}_\mu^W(\nu) := \mathbf{t}_{\mu \rightarrow \nu} - \operatorname{id}. \quad (15)$$

As before, we use superscripts to distinguish between geometric concepts in the Hellinger and Wasserstein geometries.

As a technical note, let us mention that throughout the paper we will need to apply the continuity equation (11) to test functions that are not compactly supported and infinitely differentiable; we will often take the test function to be our *estimator* of interest, which we will only restrict to satisfy, say, some local Lipschitz and mild integrability conditions. The next result takes care of this; since it is somewhat technical, we defer its proof, and some of the relevant definitions, to Appendix A.

Proposition 2.2. *Suppose that $(\{\mu_t\}_{0 \leq t \leq 1}, \{v_t\}_{0 \leq t \leq 1})$ is a solution to the continuity equation such that we have $\mu_t \in \mathcal{P}_{2, \text{ac}}(\mathbb{R}^m)$ for all $0 \leq t \leq 1$ as well as*

$$\int_0^1 \int_{\mathbb{R}^m} \|v_t(x)\|^2 d\mu_t(x) dt < \infty.$$

Additionally, suppose that $f : \mathbb{R}^m \rightarrow \mathbb{R}$ is a locally Lipschitz function satisfying

- (i) $\int_{\mathbb{R}^m} |f(x)| d\mu_t(x) < \infty$, for all $0 \leq t \leq 1$, and
- (ii) $\int_0^1 \int_{\mathbb{R}^m} \|\nabla f(x)\|^2 d\mu_t(x) dt < \infty$.

Then, the function $t \mapsto \int_{\mathbb{R}^m} f(x) d\mu_t(x)$ is absolutely continuous and has distributional derivative given by

$$\frac{d}{dt} \int_{\mathbb{R}^m} f(x) d\mu_t(x) = \int_{\mathbb{R}^m} \nabla f(x) \cdot v_t(x) d\mu_t(x). \quad (16)$$

Remark 2.3 (differentiability Lebesgue almost everywhere). The conclusion of Proposition 2.2 states that the function $t \mapsto \int_{\mathbb{R}^m} f(x) d\mu_t(x)$ has a distributional derivative which is a function, hence we may interpret (16) as an equality for Lebesgue almost every $t \in [0, 1]$. However, we should not expect this function to be differentiable for all $0 \leq t \leq 1$ without making additional assumptions.

Remark 2.4 (absolute continuity assumption). Because Proposition 2.2 requires $\{\mu_t\}_{0 \leq t \leq 1}$ to possess densities with respect to the Lebesgue measure, we will later restrict our attention to statistical models $\mathcal{P} = \{P_\theta : \theta \in \Theta\}$ satisfying $\mathcal{P} \subseteq \mathcal{P}_{2,\text{ac}}(\mathbb{R}^d)$. (Also, see Remark 3.2 and Remark A.4.)

3. Sensitivity of Estimators

Our first goal is to precisely define the fundamental notion of sensitivity and to explore some basic properties. To begin, consider some probability measure $P \in \mathcal{P}_2(\mathbb{R}^d)$, and we let $(\Omega, \mathcal{F}, \mathbb{P})$ denote a generic probability space supporting a sequence X_1, \dots, X_n of i.i.d. random variables with distribution P . We also write X for an additional copy of these random variables, for ease of notation in some expressions. We write \mathbb{E}_P for the expectation on $(\Omega, \mathcal{F}, \mathbb{P})$, where we emphasize the law P of X .

Definition 3.1. For $P \in \mathcal{P}_2(\mathbb{R}^d)$ and $T_n : (\mathbb{R}^d)^n \rightarrow \mathbb{R}$, the *sensitivity* is the value

$$\mathbb{S}_P(T_n) := \mathbb{E}_P \left[\sum_{i=1}^n \|\nabla_{x_i} T_n(X_1, \dots, X_n)\|^2 \right]$$

if it is well-defined, and infinity otherwise.

Remark 3.2 (absolute continuity of P , and definition of sensitivity). To make sense of $\mathbb{S}_P(T_n)$ for a large class of statistics T_n , in the sequel we will mostly consider probability measures $P \in \mathcal{P}_2(\mathbb{R}^d)$ that are absolutely continuous with respect to the Lebesgue measure. Indeed, if T_n is a statistic that is not differentiable everywhere (e.g., $T_n(X_1, \dots, X_n) = \max\{X_1, \dots, X_n\}$ in the case $d = 1$), then the expression for $\mathbb{S}_P(T_n)$ is well-defined only if P assigns zero probability to the set of points where T_n is not differentiable. In the other direction, when P is assumed to be absolutely continuous with respect to the Lebesgue measure, and T_n is, say, locally Lipschitz, then Rademacher's theorem implies that $\mathbb{S}_P(T_n)$ is well-defined (although it can still take the value $+\infty$ if the derivatives of T_n are not squared-integrable.)

Remark 3.3 (condensed notation). If we simply write $\nabla T_n(X_1, \dots, X_n)$ for a column vector of length dn (notably, not as a $d \times n$ or $n \times d$ matrix), then we can write

$$\mathbb{S}_P(T_n) = \mathbb{E}_P [\|\nabla T_n(X_1, \dots, X_n)\|^2].$$

This condensed notation is useful in some settings.

As motivation for studying the sensitivity of an estimator, which is closely related to the simulations of the Introduction, we consider the following related notion.

Definition 3.4. For $P \in \mathcal{P}_2(\mathbb{R}^d)$, $T_n : (\mathbb{R}^d)^n \rightarrow \mathbb{R}$, and $\varepsilon > 0$, the ε -sensitivity of T_n is defined as

$$\mathbb{S}_{P,\varepsilon}(T_n) := \mathbb{E}_P \left[\left| \frac{T_n(X'_1, \dots, X'_n) - T_n(X_1, \dots, X_n)}{\varepsilon} \right|^2 \right],$$

where $X'_i := X_i + \xi_i$ for $1 \leq i \leq n$ and ξ_1, \dots, ξ_n are i.i.d. samples from a Gaussian distribution with mean zero and covariance matrix $\varepsilon^2 \mathbf{I}_d \in \mathbb{R}^{d \times d}$ such that ξ_1, \dots, ξ_n are independent of X_1, \dots, X_n . (Here, the expectation is taken over X_1, \dots, X_n and ξ_1, \dots, ξ_n .)

As we alluded to in the Introduction, the sensitivity can be viewed as a limiting case of ε -sensitivity as $\varepsilon \rightarrow 0$. Our goal is not to establish this convergence in the most general setting, but rather to illustrate the basic connection between these notions; the following easy result (proven in Appendix C.1) can certainly be generalized with further work (e.g., by using the ideas in [54]).

Proposition 3.5. *If $P \in \mathcal{P}_2(\mathbb{R}^d)$ and $T_n : (\mathbb{R}^d)^n \rightarrow \mathbb{R}$ is continuously twice differentiable and compactly supported, then $\mathbb{S}_{P,\varepsilon}(T_n) \rightarrow \mathbb{S}_P(T_n)$ as $\varepsilon \rightarrow 0$.*

The proof of this result reveals two things worth emphasizing. First, the sensitivity is a “universal” quantity, in the sense that it does not directly rely on the distribution of ξ_1, \dots, ξ_n being Gaussian; although the ε -sensitivity may change for non-Gaussian ξ , the limit as $\varepsilon \rightarrow 0$ depends only on their mean and covariance matrix. Second, the proof identifies that the approximation error of the convergence $\mathbb{S}_{P,\varepsilon}(T_n) \rightarrow \mathbb{S}_P(T_n)$ vanishes as long as $\varepsilon \ll n^{-1/2}$; this provides some guidance on how to set ε in simulations where it is desired that the ε -sensitivity should approximate the sensitivity, and this was used in the design of the simulation in Figure 1.

Our first main result on the notion of sensitivity is the following fundamental lower bound, which requires a few technical assumptions in order to justify our application of the continuity equation. Its proof is simple and instructive, so we include it here.

Theorem 3.6. *Suppose that $(\{P_t\}_{0 \leq t \leq 1}, \{V_t\}_{0 \leq t \leq 1})$ is a solution to the continuity equation in \mathbb{R}^d , that $P_t \in \mathcal{P}_{2,\text{ac}}(\mathbb{R}^d)$ for all $0 \leq t \leq 1$, that $T_n : (\mathbb{R}^d)^n \rightarrow \mathbb{R}$ is locally Lipschitz, and that*

- (i) $\mathbb{E}_{P_t}[T_n(X_1, \dots, X_n)] < \infty$, for all $0 \leq t \leq 1$, and
- (ii) $\int_0^1 \mathbb{E}_{P_t} [\|\nabla_{x_i} T_n(X_1, \dots, X_n)\|^2] dt < \infty$ for all $1 \leq i \leq n$.

Then we have

$$\mathbb{S}_{P_t}(T_n) \geq \frac{\left(\frac{d}{dt} \mathbb{E}_{P_t}[T_n(X_1, \dots, X_n)]\right)^2}{n \mathbb{E}_{P_t}[\|V_t(X)\|^2]}$$

for Lebesgue almost all $0 \leq t \leq 1$ and all $n \in \mathbb{N}$.

Proof. Suppose that $\{P_t\}_{0 \leq t \leq 1}$ satisfies the continuity equation with time-varying vector field $\{V_t\}_{0 \leq t \leq 1}$. We first show that the product measures $P_t^{\otimes n}$ satisfy the continuity equation in \mathbb{R}^{dn} with the time-varying vector field $V_t^{\otimes n}$ defined by

$$V_t^{\otimes n}(x_1, \dots, x_n) := (V_t(x_1), \dots, V_t(x_n))^\top \quad (17)$$

for all $x_1, \dots, x_n \in \mathbb{R}^d$ and $0 \leq t \leq 1$. Indeed, by Nachbin’s theorem (see [45] and [55] and the references therein) and [3, Remark 8.1.1], it suffices to consider test functions $f \in C_c^1(\mathbb{R}^{dn})$ of the form

$$f(x_1, \dots, x_n) = f_1(x_1) \cdots f_n(x_n),$$

for functions $f_1, \dots, f_n \in C_c^1(\mathbb{R}^d)$. Note that for such functions we have

$$\begin{aligned} & \frac{d}{dt} \int_{\mathbb{R}^{dn}} f(x_1, \dots, x_n) dP_t^{\otimes n}(x_1, \dots, x_n) \\ &= \frac{d}{dt} \prod_{i=1}^n \int_{\mathbb{R}^d} f_i(x_i) dP_t(x_i) \\ &= \sum_{i=1}^n \int_{\mathbb{R}^{dn}} (\nabla_{x_i} f_i(x_i))^\top V_t(x_i) \prod_{j \neq i} f_j(x_j) dP_t^{\otimes n}(x_1, \dots, x_n) \\ &= \int_{\mathbb{R}^{dn}} (\nabla f(x_1, \dots, x_n))^\top V_t^{\otimes n}(x_1, \dots, x_n) dP_t^{\otimes n}(x_1, \dots, x_n). \end{aligned}$$

Now observe that by assumptions (i) and (ii), the hypotheses of Proposition 2.2 are satisfied, hence we can apply the continuity equation and Remark 2.3 to T_n , and then use Cauchy-Schwarz inequality to get

$$\begin{aligned} \frac{d}{dt} \mathbb{E}_{P_t}[T_n(X_1, \dots, X_n)] &= \mathbb{E}_{P_t} [\langle V_t^{\otimes n}(X_1, \dots, X_n), \nabla T_n(X_1, \dots, X_n) \rangle] \\ &\leq \sqrt{\mathbb{E}_{P_t} [\|V_t^{\otimes n}(X_1, \dots, X_n)\|^2]} \mathbb{S}_{P_t}(T_n) \\ &= \sqrt{n \mathbb{E}_{P_t} [\|V_t(X)\|^2]} \mathbb{S}_{P_t}(T_n). \end{aligned}$$

Rearranging this gives the desired result. □

Remark 3.7 (independent but not i.i.d.). The factor n^{-1} in Theorem 3.6 is due to the i.i.d. structure of X_1, \dots, X_n , but an analogous result holds assuming only independence. Indeed, if the distribution $\{P_t^i\}_{0 \leq t \leq 1}$ of each X_i satisfies the continuity equation with time-varying vector field $\{V_t^i\}_{0 \leq t \leq 1}$, then the joint distribution of X_1, \dots, X_n satisfies the continuity equation with time-varying vector field $(x_1, \dots, x_n) \mapsto (V_t^1(x_1), \dots, V_t^n(x_n))^\top$ (cf. (17)), and the resulting lower bound has denominator $\sum_{i=1}^n \mathbb{E}_{P_t^i}[\|V_t^i(X_i)\|^2]$. This generality will later be applied in the setting of fixed-design linear regression in Example 5.11.

Remark 3.8. The assumption that T_n is locally Lipschitz in Theorem 3.6 is mild and is satisfied in most examples of interest. In fact, we believe that this assumption is quite sharp. Indeed, first note that locally Lipschitz functions are precisely the ones whose composition with an arbitrary locally absolutely continuous function remains locally absolutely continuous (see [44, Theorem 3.55]). Then, observe that the latter property is implicitly used in our proof of Proposition 2.2, which is the essential ingredient in the proof of Theorem 3.6.

We now introduce a notion of sensitivity for vector-valued functions. To do this, we first need to introduce a notion of cosensitivity between two functionals.

Definition 3.9. For $P \in \mathcal{P}_2(\mathbb{R}^d)$ and $T_{n,1}, T_{n,2} : (\mathbb{R}^d)^n \rightarrow \mathbb{R}$, their *cosensitivity* is

$$\begin{aligned} \mathbb{S}_P(T_{n,1}, T_{n,2}) &:= \mathbb{E}_P \left[\sum_{i=1}^n (\nabla_{x_i} T_{n,1}(X_1, \dots, X_n))^\top \nabla_{x_i} T_{n,2}(X_1, \dots, X_n) \right] \\ &= \mathbb{E}_P[(\nabla T_{n,1}(X_1, \dots, X_n))^\top \nabla T_{n,2}(X_1, \dots, X_n)], \end{aligned}$$

provided that the above expression is well-defined.

Of course, a vector-valued function $T_n : (\mathbb{R}^d)^n \rightarrow \mathbb{R}^k$ may be written as $T = (T_{n,1}, \dots, T_{n,k})$ for functions $T_{n,1}, \dots, T_{n,k} : (\mathbb{R}^d)^n \rightarrow \mathbb{R}$, and it is desirable to construct a cosensitivity matrix $\mathbb{S}_P(T_n) \in \mathbb{R}^{k \times k}$ such that the (ℓ, ℓ') -entry of $\mathbb{S}_P(T_n)$ is just the cosensitivity between $T_{n,\ell}$ and $T_{n,\ell'}$, or

$$(\mathbb{S}_P(T_n))_{\ell, \ell'} := \mathbb{S}_P(T_{n,\ell}, T_{n,\ell'}),$$

for $1 \leq \ell, \ell' \leq k$. This is done as follows, where we recall the convention that $D_{x_i} T_n(X_1, \dots, X_n)$ is a matrix of shape $d \times k$ for each $1 \leq i \leq n$, and that $DT_n(X_1, \dots, X_n)$ is a matrix of shape $dn \times k$.

Definition 3.10. For $P \in \mathcal{P}_2(\mathbb{R}^d)$ and $T_n : (\mathbb{R}^d)^n \rightarrow \mathbb{R}^k$, the *cosensitivity matrix* is the $p \times p$ matrix

$$\begin{aligned} \mathbb{S}_P(T_n) &:= \mathbb{E}_P \left[\sum_{i=1}^n (D_{x_i} T_n(X_1, \dots, X_n))^\top D_{x_i} T_n(X_1, \dots, X_n) \right] \\ &= \mathbb{E}_P[(DT_n(X_1, \dots, X_n))^\top DT_n(X_1, \dots, X_n)], \end{aligned}$$

provided that the above expression is well-defined.

Note that we used the same symbol $\mathbb{S}_P(\cdot)$ to denote the sensitivity, cosensitivity, and cosensitivity matrix; there is no risk of ambiguity since the argument always distinguishes between these notions.

4. Wasserstein-Cramér-Rao Lower Bound for Sensitivity

In this section we consider the common statistical situation where our model of interest can be written as $\mathcal{P} = \{P_\theta : \theta \in \Theta\} \subseteq \mathcal{P}_2(\mathbb{R}^d)$ for some open set $\Theta \subseteq \mathbb{R}^p$ and that we wish to estimate some function $\chi(\theta)$ of the unknown parameter θ ; here, $\chi : \Theta \rightarrow \mathbb{R}^k$ is a differentiable transformation. Throughout this section, we use the subscript θ as shorthand for the subscript P_θ (e.g., \mathbb{E}_θ for \mathbb{E}_{P_θ}).

We remark that all of the notions and results in this section use “local” properties of the model $\{P_\theta : \theta \in \Theta\}$, meaning that the structure at $\theta_0 \in \Theta$ depends only on the measures $\{P_\theta : \theta \in U\}$ for an arbitrary open set $U \subseteq \Theta$ containing θ_0 . Consequently, one may replace all “global” conditions with “local” ones without changing the conclusions. However, we will not explicitly write this in the remainder of the section.

We need to impose some notion of regularity on the model \mathcal{P} in order for our lower bounds to hold. Recall in Subsection 2.3 we introduced the notation $\mathbf{t}_{\mu \rightarrow \nu}$ for the optimal transport map from μ to ν which is unique if, say, μ possesses a density with respect to the Lebesgue measure.

Definition 4.1. We say that $\mathcal{P} = \{P_\theta : \theta \in \Theta\}$ is *differentiable in the Wasserstein sense (DWS)* at $\theta \in \Theta$ if there exists a function $\Phi_\theta : \mathbb{R}^d \rightarrow \mathbb{R}^{d \times p}$, called the *transport linearization*, such that

$$\int_{\mathbb{R}^d} \|\mathbf{t}_{P_\theta \rightarrow P_{\theta+th}}(x) - x - t\Phi_\theta(x)h\|^2 dP_\theta(x) = o(t^2) \quad (18)$$

for all $h \in \mathbb{R}^p$, where $\mathbf{t}_{P_\theta \rightarrow P_{\theta+th}}$ is the optimal transport map from P_θ to $P_{\theta+th}$. We say \mathcal{P} is *DWS* if it is DWS at all $\theta \in \Theta$.

Throughout the remainder of this section we will provide various interpretations of the DWS condition and the transport linearization. For now, let us simply state that a model \mathcal{P} being DWS means, roughly speaking, that \mathcal{P} is a submanifold of $\mathcal{P}_2(\mathbb{R}^d)$, and the transport linearization Φ_θ allows one to transform increments in Θ near θ into tangent vectors in \mathcal{P} at P_θ . We also note that our notion of DWS requires the existence of unique optimal transport maps between the elements of the family \mathcal{P} , which is typically achieved as a result of the assumption that all elements of \mathcal{P} have a density with respect to the Lebesgue measure (i.e., $\mathcal{P} \subseteq \mathcal{P}_{2,\text{ac}}(\mathbb{R}^d)$).

Remark 4.2 (DWS via pointwise differentiation). In practice, one typically verifies DWS by finding the optimal transport maps for all θ , computing pointwise derivative as in (1), and then showing that one can exchange limit and integration in (18). However, in some settings (e.g., Example 5.15), one verifies DWS directly without computing the optimal transport maps themselves.

In the following remarks, we provide some comparisons of DWS with the notion of differentiability in quadratic mean (DQM) studied in the classical theory for variance [62, Section 5.5].

Remark 4.3 (geometric interpretation of DWS and DQM). In order to see the analogy between DWS and DQM, observe that (18) can be equivalently written in terms of the logarithmic map for the Wasserstein geometry defined in (15) as

$$\int_{\mathbb{R}^d} \|\text{Log}_{P_\theta}^W(P_{\theta+th}) - t\Phi_\theta h\|^2 dP_\theta = o(t^2) \quad \text{for all } h \in \mathbb{R}^p. \quad (19)$$

Now let us suppose that all elements of \mathcal{P} are dominated by a common σ -finite measure λ on \mathbb{R}^d , and that \mathcal{P} is DQM, meaning for each $\theta \in \Theta$ there exists a function $G_\theta : \mathbb{R}^d \rightarrow \mathbb{R}^p$, called the *score function at θ* , such that

$$\int_{\mathbb{R}^d} \left| \sqrt{\frac{dP_{\theta+th}}{d\lambda}}(x) - \sqrt{\frac{dP_\theta}{d\lambda}}(x) - t\sqrt{\frac{dP_\theta}{d\lambda}}(x) (G_\theta(x))^\top h \right|^2 d\lambda(x) = o(t^2) \quad (20)$$

for all $h \in \mathbb{R}^p$. By factoring out the term $\sqrt{\frac{dP_\theta}{d\lambda}}(x)$ from the square and recalling the logarithmic map for the Hellinger geometry defined in (6), an equivalent formulation of (20) is

$$\int_{\mathbb{R}^d} |\text{Log}_{P_\theta}^H(P_{\theta+th}) - tG_\theta h|^2 dP_\theta = o(t^2) \quad \text{for all } h \in \mathbb{R}^p. \quad (21)$$

It is clear that (19) and (21) are of precisely the same form, but in different geometries.

Remark 4.4 (DWS vs. DQM). While we will see throughout the paper that many concrete examples of interest are both DWS and DQM, we can see that neither implies the other by noting that: (i) DWS does not make restrictions about the supports of its elements (e.g., the uniform scale family is DWS but not DQM), (ii) DQM does not make restrictions about the moments of its elements (e.g., the Cauchy location family is DQM but not DWS), and (iii) DQM does not make restrictions about the existence of transport maps between its elements (e.g., exponential families with discrete reference measure are DQM but not DWS).

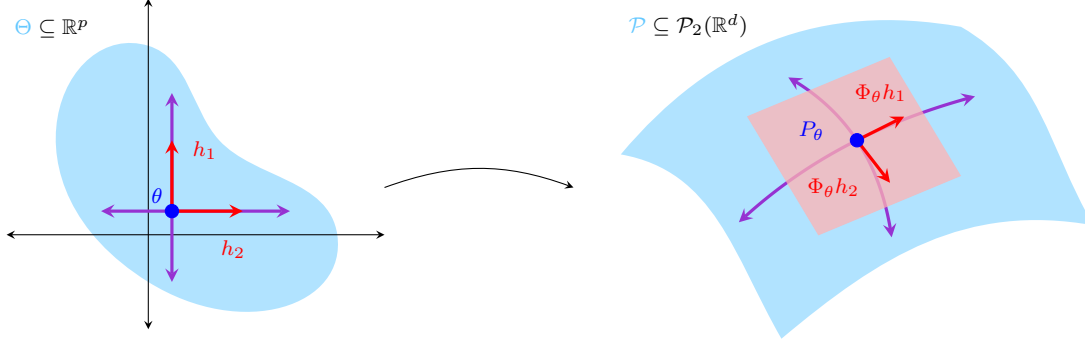


FIG 3. A statistical model that is differentiable in the Wasserstein sense (DWS). The transport linearization Φ_θ at $\theta \in \Theta$ is a linear operator that transforms increments h at $\theta \in \Theta$ (left) into tangent vectors $\Phi_\theta h$ at P_θ for the corresponding path in the model $\mathcal{P} = \{P_\theta : \theta \in \Theta\}$ (right). The Wasserstein information matrix $J(\theta)$ gives rise to an inner product on the space of increments at θ (which is isomorphic to \mathbb{R}^p), where the inner product between h_1, h_2 at $\theta \in \Theta$ (left) is set to be the $L^2_{P_\theta}(\mathbb{R}^d; \mathbb{R}^d)$ inner product between $\Phi_\theta h_1$ and $\Phi_\theta h_2$ (right).

The following result, which is a consequence of [3, Proposition 8.4.6], shows that, for $h \in \mathbb{R}^p$, the path $\{P_{\theta+th}\}_{0 \leq t \leq 1}$ indeed satisfies the continuity equation (11). While it is difficult to directly write down its corresponding time-varying vector field $\{V_t\}_{0 \leq t \leq 1}$, the following result shows that V_0 is precisely the function $\Phi_\theta h$ defined via $\Phi_\theta h(x) := \Phi_\theta(x)h$.

Lemma 4.5. *If \mathcal{P} is DWS at $\theta \in \Theta$, then for every $h \in \mathbb{R}^p$ the path $\{P_{\theta+th}\}_{0 \leq t \leq 1}$ has potential ϕ satisfying $\nabla \phi = \Phi_\theta h$.*

Now we return to the statistical setting from the beginning of Section 3. An *estimator* is any measurable function $T_n : (\mathbb{R}^d)^n \rightarrow \mathbb{R}^k$, and an estimator is *unbiased* for $\chi(\theta)$ if we have $\mathbb{E}_\theta[T_n(X_1, \dots, X_n)] = \chi(\theta)$ for all $\theta \in \Theta$.

Definition 4.6. If \mathcal{P} is DWS at $\theta \in \Theta$ its *Wasserstein information matrix* at θ is the matrix $J(\theta) \in \mathbb{R}^{p \times p}$ defined via

$$J(\theta) := \mathbb{E}_\theta [(\Phi_\theta(X))^\top \Phi_\theta(X)], \quad \text{for each } \theta \in \Theta. \quad (22)$$

Remark 4.7 (geometric interpretation of transport linearization and Wasserstein information matrix). The transport linearization and Wasserstein information matrix both have geometric interpretations which are analogous to the classical case, and which can be visualized in Figure 3. First, the transport linearization Φ_θ transforms increments at θ to tangent vectors at P_θ in \mathcal{P} when endowed with the Wasserstein geometry, whereas the classical score function (which may be regarded as a log-likelihood linearization) G_θ transforms increments at θ to tangent vectors at P_θ in \mathcal{P} when endowed with the Hellinger geometry. Second, note that the Wasserstein information matrix $J(\theta)$ gives rise to an inner product on increments at θ , via

$$h_1^\top J(\theta) h_2 = h_1^\top \mathbb{E}_\theta [(\Phi_\theta(X))^\top \Phi_\theta(X)] h_2 = \mathbb{E}_\theta [(\Phi_\theta h_1(X))^\top \Phi_\theta h_2(X)] = \langle \Phi_\theta h_1, \Phi_\theta h_2 \rangle_{L^2_{P_\theta}(\mathbb{R}^d; \mathbb{R}^d)}$$

for all $h_1, h_2 \in \mathbb{R}^p$; as such the Wasserstein information matrix describes a geometry on Θ induced by the parameterization $\theta \mapsto P_\theta$ into the Wasserstein geometry, whereas the Fisher information matrix describes a geometry induced by the parameterization into the Fisher-Rao geometry [1, 37, 56]. We direct the reader to [2, 46] for further details on the Riemannian geometry of statistical models in the Wasserstein metric.

Now we have the following fundamental result (proven in Appendix C.2), which is a version of the Cramér-Rao lower bound for the Wasserstein geometry.

Theorem 4.8 (Wasserstein-Cramér-Rao lower bound). *Suppose that $\mathcal{P} = \{P_\theta : \theta \in \Theta\} \subseteq \mathcal{P}_{2,ac}(\mathbb{R}^d)$ is DWS, $\chi : \Theta \rightarrow \mathbb{R}^k$ is differentiable and $T_n : (\mathbb{R}^d)^n \rightarrow \mathbb{R}^k$ is an unbiased estimator of $\chi(\theta)$ for all $\theta \in \Theta$. Also suppose:*

- (i) *The function $J : \Theta \rightarrow \mathbb{R}^{p \times p}$ is continuous, and the matrix $J(\theta) \in \mathbb{R}^{p \times p}$ is invertible for all $\theta \in \Theta$.*

- (ii) The function $D\chi : \Theta \rightarrow \mathbb{R}^{p \times k}$ is continuous, and the matrix $D\chi(\theta) \in \mathbb{R}^{p \times k}$ is injective for all $\theta \in \Theta$.
- (iii) The function $\theta \in \Theta \mapsto \mathbb{S}_\theta(T_n) \in \mathbb{R}^{k \times k}$ is continuous.
- (iv) The function $T_n : (\mathbb{R}^d)^n \rightarrow \mathbb{R}^k$ is locally Lipschitz, and $\theta \mapsto \mathbb{E}_\theta [\|\nabla_{x_i} T_n(X_1, \dots, X_n)\|^2]$ is locally integrable for all $1 \leq i \leq n$, meaning for all $\theta \in \Theta$ there exists an open neighborhood $U \subseteq \Theta$ of θ satisfying

$$\int_U \mathbb{E}_\theta [\|\nabla_{x_i} T_n(X_1, \dots, X_n)\|^2] d\theta < \infty, \quad \text{for all } 1 \leq i \leq n.$$

Then, we have

$$\mathbb{S}_\theta(T_n) \succeq \frac{1}{n} (D\chi(\theta))^\top (J(\theta))^{-1} D\chi(\theta), \quad \text{for all } \theta \in \Theta. \quad (23)$$

Assumptions (i), (ii), and (iii) in this result are analogous to the assumptions often required in the Cramér-Rao lower bound, but one may wonder why assumption (iv) appears to be more technical. The answer is that standard statements of Cramér-Rao (e.g., [38, Section 4.5]) directly assume that one can exchange differentiation and integration in suitable expressions; in geometric terms, this amounts to the a priori assumption that the reaction equation may be applied to the estimator of interest. Contrarily, our goal in this work is to present first-principle conditions on the model and the estimator under which the fundamental lower bounds hold. We expect that, if this perspective was adopted in classical works on the Cramér-Rao lower bound, then similar technical conditions would be required. See also Remark 3.8.

Our next goal, and the focus of the remainder of the paper, is to understand which estimators achieve the lower bound of Theorem 4.8, either exactly or asymptotically.

5. Exact Sensitivity-Efficiency in Transport Families

Our next goal is to understand in which models $\mathcal{P} = \{P_\theta : \theta \in \Theta\}$ one can construct an unbiased estimator of a given estimand $\chi(\theta)$ that achieves equality in the Wasserstein-Cramér-Rao bound (Theorem 4.8). This is analogous to the construction of exponential families in the classical case, since those are exactly the models in which one can achieve equality in the Cramér-Rao lower bound [35, 67].

The recent work [51, Theorem 1] provides a characterization of *functions* which achieve equality in the Wasserstein-Cramér-Rao bound in an arbitrary model, but our goal is statistical in that we seek a characterization of *models* in which some bona fide *estimator* achieves equality in the Wasserstein-Cramér-Rao bound. Here, we draw a distinction between functions (which may depend on the parameter θ) and estimators (which depend only on the samples X_1, \dots, X_n from P_θ).

We give a notion of efficiency for sensitivity, regarding equality in the Wasserstein-Cramér-Rao bound.

Definition 5.1. Suppose that \mathcal{P} is DWS, that $J(\theta)$ is invertible for each $\theta \in \Theta$, and that $T_n : (\mathbb{R}^d)^n \rightarrow \mathbb{R}^k$ is an unbiased estimator of $\chi(\theta)$, for some differentiable function $\chi : \Theta \rightarrow \mathbb{R}^k$. We say that T_n is *sensitivity-efficient* if we have

$$\mathbb{S}_\theta(T_n) = \frac{1}{n} (D\chi(\theta))^\top (J(\theta))^{-1} D\chi(\theta), \quad \text{for all } \theta \in \Theta. \quad (24)$$

Remark 5.2 (variance-efficiency vs. sensitivity-efficiency). When there is no risk of ambiguity, we will simply write “efficient” to mean “sensitivity-efficient”, but this differs from the usual terminology, whereby “efficient” means “variance-efficient”.

Our main result will characterize the estimands for which unbiased sensitivity-efficient estimation is possible. For now, an elementary observation towards this end is the following: If a DWS model \mathcal{P} admits an unbiased sensitivity-efficient estimator T_n of $\chi(\theta)$ and if $A \in \mathbb{R}^{k \times k}$ and $v \in \mathbb{R}^k$ are arbitrary, then $AT_n + v$ is an efficient unbiased estimator of $A\chi(\theta) + v$.

Now we introduce the following distinguished type of statistical model; recall (18) where we defined Φ_θ .

Definition 5.3. For a locally Lipschitz function $\phi : \mathbb{R}^d \rightarrow \mathbb{R}^k$ and a differentiable function $\chi : \Theta \rightarrow \mathbb{R}^k$, a *transport family* is a DWS model $\mathcal{P} = \{P_\theta : \theta \in \Theta\} \subseteq \mathcal{P}_{2,\text{ac}}(\mathbb{R}^d)$ for open $\Theta \subseteq \mathbb{R}^p$ if we have

$$\Phi_\theta(x) = D\phi(x)(\Lambda(\theta))^{-1}(D\chi(\theta))^\top \quad (25)$$

for Lebesgue almost every $x \in \mathbb{R}^d$, for all $\theta \in \Theta$, and where $\Lambda(\theta) := \mathbb{E}_\theta[(D\phi(X))^\top D\phi(X)]$ is assumed to be invertible. The function ϕ is called the *potential*, and the function χ is called the *parameterization*. We say that \mathcal{P} is in *natural parameterization* if $\chi(\theta) = \theta$ for all $\theta \in \Theta$.

Next, we point out some similarities and differences between transport families and exponential families.

Remark 5.4 (transport families vs. exponential families). In order to see the analogy between transport families and exponential families, let us consider an exponential family $\mathcal{P} := \{P_\theta : \theta \in \Theta\}$ with parameterization $\eta : \Theta \rightarrow \mathbb{R}^k$ and sufficient statistic $\phi : \mathbb{R}^d \rightarrow \mathbb{R}^k$, and expectation $\chi(\theta) = \mathbb{E}_\theta[\phi(X)]$:

$$G_\theta(x) = D\eta(\theta)(\phi(x) - \chi(\theta)) = D\eta(\theta)\phi(x) - \nabla\Lambda(\theta)$$

where $\Lambda(\theta) = \log \int \exp((\eta(\theta))^\top \phi(x)) d\lambda(x)$ and λ is a dominating measure for \mathcal{P} . We chose our notation to highlight, as much as possible, the analogy between these types of models, namely that the potential is analogous to the sufficient statistic, there is some normalization required via Λ , and the parameterization and the statistic interact only linearly. However, the analogy fails in some ways. For example, in contrast to transport families, the expectation χ for the natural statistic in an exponential family does not coincide with the parameterization η , but rather they are related via $D\eta(\theta)\chi(\theta) = D\eta(\theta)\mathbb{E}_\theta[\phi(X)] = \nabla\Lambda(\theta)$. Another example is that the regularity required from the natural statistics are different in each case; in a transport family we require ϕ to be differentiable while in an exponential family we require ϕ only to be measurable.

Remark 5.5 (no explicit formula for transport families). Exponential families may equivalently be defined implicitly in terms of the score function or through an explicit description of the density, with respect to a common reference measure. In the case of transport families, we have an implicit definition in terms of the Wasserstein linearization, but we do not have any explicit formula for the distribution except in the case of $p = 1$. (See Example 5.15.)

It is also useful throughout the paper to keep in mind the special case of $p = k = 1$, in which case the definition of a transport family simply states that the transport linearization can be written as

$$\Phi_\theta(x) = \frac{\chi'(\theta)}{\Lambda(\theta)} \nabla\phi(x),$$

as we discussed in the Introduction.

Our main result in this section (proven in Appendix C.3) is the following, which, in spirit, shows that transport families are precisely the models in which unbiased sensitivity-efficient estimation is possible. Along the way we utilize some general calculations in transport families, which are developed in Lemma C.1.

Theorem 5.6. *Suppose $\mathcal{P} = \{P_\theta : \theta \in \Theta\} \subseteq \mathcal{P}_{2,\text{ac}}(\mathbb{R}^d)$ is DWS, that $J(\theta)$ is invertible for all $\theta \in \Theta$, and that $\chi : \Theta \rightarrow \mathbb{R}^k$ is a differentiable function such that $D\chi(\theta) \in \mathbb{R}^{p \times k}$ is injective for all $\theta \in \Theta$. Then:*

- (i) *If \mathcal{P} is a transport family with potential ϕ , parameterization χ , and connected Θ , and if $\mathbb{E}_\theta[\|\phi(X)\|] < \infty$ for all $\theta \in \Theta$, $\theta \mapsto \mathbb{E}_\theta[\phi(X)]$ is continuous, and $\theta \mapsto \mathbb{E}_\theta[\|D\phi(X)\|^2]$ is locally Lebesgue integrable, then the estimator $T_n : (\mathbb{R}^d)^n \rightarrow \mathbb{R}^k$ defined via*

$$T_n(X_1, \dots, X_n) = \frac{1}{n} \sum_{i=1}^n \phi(X_i) \tag{26}$$

is an unbiased sensitivity-efficient estimator of $\chi(\theta) + v$ for all $\theta \in \Theta$, for some $v \in \mathbb{R}^k$.

- (ii) *If there exists an unbiased sensitivity-efficient estimator T_n of $\chi(\theta)$, then \mathcal{P} is a transport family with potential $\phi = T_1$ and parameterization χ .*

Note that claim (i) requires more technical assumptions than claim (ii); fundamentally, this is because an arbitrary unbiased sensitivity-efficient estimator need not have enough a priori regularity for the continuity equation to apply.

A practical consequence of Theorem 5.6 is that we can easily find sensitivity-efficient estimators if we can recognize a given model as a transport family. This allows us to analyze our first statistical applications.

Example 5.7 (location family). Suppose we want to estimate an unknown parameter $\theta \in \mathbb{R}^d$ from the samples X_1, \dots, X_n , defined via $X_i := \theta + \varepsilon_i$ for $1 \leq i \leq n$, where $\varepsilon_1, \dots, \varepsilon_n$ are i.i.d. samples from some mean-zero distribution P_0 on \mathbb{R}^d with a Lebesgue density, and satisfying $\int_{\mathbb{R}^d} \|x\|^2 dP_0(x) < \infty$.

To determine an unbiased sensitivity-efficient estimator, let us cast this model in appropriate terms, by writing $P_\theta := P_0(\cdot - \theta)$ for $\theta \in \mathbb{R}^d$, so $p = k = d$ and $\Theta = \mathbb{R}^d$. Then, note that the optimal transport maps between elements of this family are just translations $\mathbf{t}_{P_{\theta_0} \rightarrow P_{\theta_1}}(x) = x + \theta_1 - \theta_0$, so in particular we have $\Phi_\theta(x) = \text{Id}$. This shows that $\mathcal{P} = \{P_\theta : \theta \in \mathbb{R}^d\}$ is a transport family with natural parameterization $\chi(\theta) = \theta$ and potential $\phi : \mathbb{R}^d \rightarrow \mathbb{R}^d$ satisfying $D\phi(x) = \text{Id}$ for all $x \in \mathbb{R}^d$; in other words, we may take $\phi(x) = x$. Therefore, we have $J(\theta) = \text{Id}$ for all $\theta \in \mathbb{R}^d$, and Theorem 5.6 shows that the sample mean $T_n(X_1, \dots, X_n) := \frac{1}{n} \sum_{i=1}^n X_i$ is an efficient unbiased estimator of θ . (Of course, one can also check the efficiency of T_n directly.)

Example 5.8 (scale family). Suppose we want to estimate an unknown parameter $\theta > 0$ from samples X_1, \dots, X_n which are i.i.d. from P_θ defined via $P_\theta(A) = P_1(\theta^{-1}A)$ for $A \subseteq \mathbb{R}^d$ Borel, where P_1 is some distribution on \mathbb{R}^d with density with respect to the Lebesgue measure and which satisfies $\int_{\mathbb{R}^d} \|x\|^2 dP_1(x) = 1$.

To determine a sensitivity-efficient estimator, we cast this model into the terms above by writing $p = k = 1$ and $\Theta = (0, \infty)$. The optimal transport maps between these probability measures are $\mathbf{t}_{P_{\theta_0} \rightarrow P_{\theta_1}}(x) = (\theta_1/\theta_0)x$; hence we can compute the transport linearization to be $\Phi_\theta(x) = x/\theta$. The dependence on x suggests that we can take $\nabla\phi(x) = x$, i.e., $\phi(x) = \frac{1}{2}\|x\|^2$. Thus, we compute $\Lambda(\theta) = \mathbb{E}_\theta[X^\top X] = \theta^2$ and this forces $\chi'(\theta) = \theta$. Summarizing, we have shown that $\mathcal{P} = \{P_\theta : \theta > 0\}$ is a transport family with potential $\frac{1}{2}\|x\|^2$ and parameterization $\frac{1}{2}\theta^2$, so it follows that the Wasserstein information is $J(\theta) = 1$, and Theorem 5.6 implies (after absorbing constant factors) that $T_n(X_1, \dots, X_n) := \frac{1}{n} \sum_{i=1}^n \|X_i\|^2$ is an efficient unbiased estimator of $\chi(\theta) = \theta^2$. In other words, the natural parameter that can be efficiently estimated in an unbiased way is not the scale but the *square* of the scale.

It is illustrative to compare both of the preceding examples with their classical counterparts. On the one hand, note that the regularity conditions required for variance-efficient estimation in both location families and scale families concern the existence of differentiable densities satisfying some integrability condition; on the other hand, the regularity conditions required for sensitivity-efficient estimation concern only the existence of a density with respect to the Lebesgue measure and the existence of moments. As in Remark 4.4, neither set of condition implies the other. Also, we note that the preceding examples show, in fact, that the sample mean is simultaneously sensitivity-efficient for all P_0 (in location models), and that the sample mean of the squared norms is simultaneously sensitivity-efficient for all P_1 (scale models). Contrast this with classical theory where the variance-efficient estimator in a location (or scale) family depends on P_0 (or P_1).

Example 5.9 (Pareto family). Suppose we want to estimate a parameter $\theta > 0$ from samples X_1, \dots, X_n which are i.i.d. from a distribution P_θ with density $p_\theta(x) = \theta x^{-(\theta+1)}$ for $x \geq 1$; in other words, we aim to estimate the *index* θ from samples in a Pareto family.

In order to determine an efficient unbiased estimator for some transformation of θ , we set $p = k = d = 1$ and take $\Theta = (2, \infty)$. Since the distribution function and quantile function of P_θ are respectively $F_\theta(x) = 1 - x^{-\theta}$ and $F_\theta^{-1}(u) = (1 - u)^{-1/\theta}$, we can compute the transport linearization to be $\Phi_\theta(x) = -x \log x / \theta$. This suggests that \mathcal{P} is a transport family with potential $\phi : \mathbb{R} \rightarrow \mathbb{R}$ satisfying $\phi'(x) = x \log x$; in other words, we may take $\phi(x) := (1/2)x^2 \log x - (1/4)x^2$. Then some calculus yields $\chi'(\theta)/\Lambda(\theta) = -1/\theta$ hence $\chi(\theta) = (\theta - 2)^{-2}$. Therefore, Theorem 5.6 implies that

$$T_n(X_1, \dots, X_n) := \frac{1}{n} \sum_{i=1}^n \left(\frac{1}{2} X_i^2 \log X_i - \frac{1}{4} X_i^2 \right)$$

is an unbiased sensitivity-efficient estimator of $\chi(\theta)$.

Example 5.10 (Gaussian family). Suppose we want to estimate both the mean $\mu \in \mathbb{R}$ and variance $\sigma^2 > 0$ of a Gaussian distribution, where we observe i.i.d. samples X_1, \dots, X_n from $\mathcal{N}(\mu, \sigma^2)$.

To write this in the usual form, we set $\theta = (\mu, \sigma^2)$ and $P_\theta := \mathcal{N}(\mu, \sigma^2)$ so that $\Theta \subseteq \mathbb{R}^2$, meaning we have $p = k = 2$ and $d = 1$. We easily compute the transport linearization for this family to be $\Phi_\theta(x) = \begin{pmatrix} 1 & x \end{pmatrix}$;

hence $\{P_\theta : \theta \in \Theta\}$ is a transport family. Finally, we can compute the Wasserstein information matrix to be

$$J(\theta) = \begin{pmatrix} 1 & \mu \\ \mu & \sigma^2 + \mu^2 \end{pmatrix}, \quad \text{and} \quad T_n(X_1, \dots, X_n) = \begin{pmatrix} \frac{1}{n} \sum_{i=1}^n X_i \\ \frac{1}{n} \sum_{i=1}^n X_i^2 \end{pmatrix}$$

is sensitivity-efficient for $\chi(\theta) := (\mu, \sigma^2 + \mu^2)^\top$. In other words, the natural estimand is not the pair of mean and variance, but rather the pair of first and second moments; in fact, there is no unbiased sensitivity-efficient estimator of σ^2 . (However, we will see in Example 6.5 that there is indeed an unbiased *asymptotically* sensitivity-efficient estimator of σ^2 .)

Example 5.11 (linear regression). Suppose we want to estimate an unknown parameter $\theta \in \Theta = \mathbb{R}^p$ from the observations X_1, \dots, X_n , where $X_i := W_i^\top \theta + \varepsilon_i$ and W_1, \dots, W_n are fixed and known covariates and $\varepsilon_1, \dots, \varepsilon_n$ are i.i.d. errors (unobserved) from some mean-zero distribution P_0 on \mathbb{R} with Lebesgue density and finite variance. In other words, we are interested in estimation of the coefficient vector in a fixed-design linear regression. Although this example is not precisely of the form previously discussed, a Wasserstein-Cramér-Rao lower bound still holds because of Remark 3.7: If we write \mathbf{W} for the usual $n \times p$ design matrix and assume that $\mathbf{W}^\top \mathbf{W}$ is invertible, then we have $\mathbb{S}_\theta(T_n) \succeq (\mathbf{W}^\top \mathbf{W})^{-1}$ for any unbiased estimator $T_n : \mathbb{R}^n \rightarrow \mathbb{R}^p$ of θ . Moreover, writing $X = (X_1, \dots, X_n)^\top$, it can be directly checked that the ordinary least-squares (OLS) estimator $T_n^{\text{OLS}}(X_1, \dots, X_n) = (\mathbf{W}^\top \mathbf{W})^{-1} \mathbf{W}^\top X$ is unbiased and sensitivity-efficient.

In the next proposition we show that a sufficiently regular subset of a transport family is also a transport family. This result can be used to obtain new transport families from old ones, or to show that certain families are not transport families; see Remark 5.14 below.

Proposition 5.12. *Let $\mathcal{P} = \{P_\theta : \theta \in \Theta\} \subseteq \mathcal{P}_{2,\text{ac}}(\mathbb{R}^d)$ be a transport family with potential $\phi : \mathbb{R}^d \rightarrow \mathbb{R}^k$ and parameterization $\chi : \Theta \subseteq \mathbb{R}^p \rightarrow \mathbb{R}^k$. Let Ξ be an open subset of \mathbb{R}^l with $l \leq p$, and suppose that $h : \Xi \rightarrow \Theta$ is differentiable. Then the family $\tilde{\mathcal{P}} := \{P_{h(\xi)} : \xi \in \Xi\}$ is a transport family with potential ϕ and parameterization $\chi \circ h$.*

Proof. From the definitions it is straightforward to see that if Φ_θ is the transport linearization for the family \mathcal{P} at θ , then $\tilde{\Phi}_\xi(x) := \Phi_{h(\xi)}(x)(Dh(\xi))^\top$ is the transport linearization for the family $\tilde{\mathcal{P}}$ at ξ . In turn, using (25) we deduce that

$$\tilde{\Phi}_\xi(x) = D\phi(x)(\Lambda(h(\xi)))^{-1}(D\chi(h(\xi)))^\top(Dh(\xi))^\top = D\phi(x)(\Lambda(h(\xi)))^{-1}(D\chi \circ h(\xi))^\top,$$

implying that $\tilde{\mathcal{P}}$ is also a transport family. □

Lastly, let us give an example of a concrete statistical model which is not a transport family.

Example 5.13 (Gaussian correlation family). Suppose that we want to estimate the correlation θ between two coordinates, where we observe i.i.d. samples $X_1, \dots, X_n \in \mathbb{R}^2$ which are drawn from the Gaussian distribution $\mathcal{N}(0, \Sigma_\theta)$; here, we have defined

$$\Sigma_\theta := \begin{pmatrix} 1 & \theta \\ \theta & 1 \end{pmatrix}$$

for all $-1 < \theta < 1$.

To cast this model in the form above, write $P_\theta := \mathcal{N}(0, \Sigma_\theta)$, so $p = k = 1$ and $\Theta := (-1, 1) \subseteq \mathbb{R}$, and $d = 2$. By using the explicit formula for the optimal transport map between Gaussian distributions [52], we can compute

$$\Phi_\theta(x) = \frac{1}{2(1-\theta^2)} \begin{pmatrix} -\theta & 1 \\ 1 & -\theta \end{pmatrix} x,$$

and this shows that \mathcal{P} is not a transport family; if it were, then this would force $\nabla\phi(x) = x$ hence $\phi(x) = \frac{1}{2}\|x\|^2$, which cannot have expectation equal to θ . In other words, there is no possibility to estimate θ , or any sufficiently regular transformation thereof, in an unbiased and sensitivity-efficient way.

Remark 5.14 (multivariate Gaussian model). Proposition 5.12 and Example 5.13 together imply that $\{\mathcal{N}(\mu, \Sigma) : \mu \in \mathbb{R}^d, \Sigma \succ 0\} \subseteq \mathcal{P}_2(\mathbb{R}^d)$ is not a transport family if $d \geq 2$, while in contrast it is indeed an exponential family. Yet, we clarify a possible confusion: It is indeed impossible to estimate the parameter $\theta = (\mu, \Sigma)$ in an unbiased sensitivity-efficient way, but it is possible to estimate some lower-dimensional transformations of θ ; for instance, Example 5.7 shows that the sample mean is an unbiased and sensitivity-efficient estimator of μ , even when Σ is unknown.

Through these examples we have seen that many statistical models of interest are indeed transport families. Roughly speaking, this is because many families of probability distributions are in fact *defined* by the form of the optimal transport map between elements; a more general description of models of this form is given below.

Example 5.15 (construction of transport families for $p = 1$). Let $\phi : \mathbb{R}^d \rightarrow \mathbb{R}$ be a differentiable function with Lipschitz gradient. For each $x \in \mathbb{R}^d$, let $\{u_x(t)\}_{t \geq 0}$ denote the solution to the ordinary differential equation (ODE):

$$\begin{cases} \frac{d}{dt}u_x(t) = \nabla\phi(u_x(t)), & t > 0, \\ u_x(0) = x. \end{cases}$$

By the classical Picard-Lindelöf theory for ODEs (e.g., see [61, Theorem 2.2]), the fact that $\nabla\phi$ is Lipschitz guarantees that this ODE has a unique solution for all time. Now, for a given $\theta > 0$, we define the *flow map* $\Psi_\theta(x) := u_x(\theta)$, for $x \in \mathbb{R}^d$, which can be verified to be bi-Lipschitz by, say, Gronwall's inequality and the observation that the inverse of Ψ_θ coincides with the flow map of $-\nabla\phi$ [58, Box 4.1].

Now let $P_0 \in \mathcal{P}_{2,\text{ac}}(\mathbb{R}^d)$, and define $P_\theta := (\Psi_\theta)_\# P_0$ for all $\theta > 0$. It is a standard fact in optimal transport theory (see e.g., [64, Theorem 5.34]) that $\{P_\theta\}_{\theta > 0}$ solves the continuity equation $\partial_\theta P_\theta + \text{div}(P_\theta \nabla\phi) = 0$. Moreover, Ψ_θ being bi-Lipschitz implies that P_θ is absolutely continuous with respect to the Lebesgue measure for all $\theta > 0$. Finally, it follows from the proof of [3, Proposition 8.4.6] that the family $\{P_\theta\}_{\theta > 0}$ is DWS and that $\Phi_\theta = \nabla\phi$ for all $\theta > 0$. In particular, the family $\{P_\theta\}_{\theta > 0}$ is a transport family, with parameterization $\chi(\theta) = \theta$ and potential ϕ ; by Theorem 5.6, an unbiased sensitivity-efficient estimator of θ is $n^{-1} \sum_{i=1}^n \phi(X_i)$. This family can be extended to $\theta < 0$ by pushing forward P_0 by the flow map of $-\nabla\phi$.

6. Asymptotic Sensitivity-Efficiency via Wasserstein Projection

Our final goal is to understand, in a general DWS model $\mathcal{P} = \{P_\theta : \theta \in \Theta\}$, how to construct an estimator of $\chi(\theta)$ which asymptotically achieves the Wasserstein-Cramér-Rao bound (Theorem 4.8). This is analogous to the construction of maximum likelihood estimators in the classical case, which achieve asymptotic variance-efficiency under mild assumptions. Our results in this section, generally speaking, resolve the open question posed in the discussion of [46, Section 5], which asks how to develop a general-purpose method for constructing estimators that asymptotically achieve the Wasserstein-Cramér-Rao bound. The proofs of all results in this section can be found in Appendix C.4.

We begin with a precise notion of asymptotic sensitivity-efficiency.

Definition 6.1. Suppose that \mathcal{P} is DWS, and that $T_n : (\mathbb{R}^d)^n \rightarrow \mathbb{R}^k$ is an estimator of $\chi(\theta)$. We say that T_n is *(strongly) asymptotically sensitivity-efficient* if we have

$$n \sum_{i=1}^n (D_{x_i} T_n(X_1, \dots, X_n))^\top D_{x_i} T_n(X_1, \dots, X_n) \rightarrow (D\chi(\theta))^\top (J(\theta))^{-1} D\chi(\theta) \quad (27)$$

in probability, when X_1, X_2, \dots are i.i.d. from P_θ , for each $\theta \in \Theta$.

The expectation of the left-hand side in the above display is exactly the cosensitivity matrix of T_n times n from Definition 3.10; so the above definition can be seen as an asymptotic counterpart of exact sensitivity-efficiency from Definition 5.1. Note, however, that the definition of asymptotic sensitivity requires convergence in probability rather than in expectation.

Remark 6.2 (asymptotic sensitivity-efficiency vs. asymptotic variance-efficiency). There are some important differences between asymptotic sensitivity-efficiency and asymptotic variance-efficiency; recall that an estimator T_n is called asymptotically variance-efficient if we have

$$\sqrt{n}(T_n(X_1, \dots, X_n) - \chi(\theta)) \rightarrow \mathcal{N}\left(0, (D\chi(\theta))^\top (I(\theta))^{-1} D\chi(\theta)\right) \quad (28)$$

in distribution when X_1, X_2, \dots are i.i.d. from P_θ , for each $\theta \in \Theta$. First, note that (27) requires a scaling of n while (28) requires a scaling of \sqrt{n} . Second, note that, as $n \rightarrow \infty$, (27) requires convergence to a non-random constant while (28) requires convergence to non-degenerate (in fact, Gaussian) distribution. For these reasons, we have added the word “strongly” to the definition above.

In this section we will mostly assume our estimators are consistent (that is, converging in probability to the estimand) rather than unbiased. This is more natural from the asymptotic point of view, because of the following.

Remark 6.3 (change of estimand). Suppose that T_n is a consistent and asymptotically sensitivity-efficient estimator of θ , and suppose that $\chi : \Theta \rightarrow \mathbb{R}^k$ is continuously differentiable. Then set $\tilde{T}_n := \chi(T_n)$ and use the chain rule to compute

$$\sum_{i=1}^n (D_{x_i} \tilde{T}_n)^\top D_{x_i} \tilde{T}_n = (D\chi(T_n))^\top \left(\sum_{i=1}^n (D_{x_i} T_n)^\top D_{x_i} T_n \right) D\chi(T_n).$$

Thus, \tilde{T}_n is a consistent and asymptotically sensitivity-efficient estimator of $\chi(\theta)$. In the classical setting of variance, an analogous result is true because of the delta method.

This simple observation allows us to handle some new examples.

Example 6.4 (scale family, continued). In the setting of Example 5.8, we have already seen that $n^{-1} \sum_{i=1}^n \|X_i\|^2$ is an exactly sensitivity-efficient estimator of θ^2 , and it is also consistent. Thus, Remark 6.3 implies that $T_n = (n^{-1} \sum_{i=1}^n \|X_i\|^2)^{1/2}$ is a consistent and asymptotically sensitivity-efficient estimator of θ .

Example 6.5 (Gaussian variance, unknown mean). Suppose that X_1, \dots, X_n are i.i.d. samples from the distribution $\mathcal{N}(\mu, \sigma^2)$, where both $\mu \in \mathbb{R}$ and σ^2 are unknown, and the goal is to estimate σ^2 . In Example 5.10 we found an (exactly) sensitivity-efficient estimator T_n of $\theta = (\mu, \sigma^2 + \mu^2)^\top$, which is also consistent. Thus by taking $\chi(\theta_1, \theta_2) = \theta_2 - \theta_1^2$, it follows from Remark 6.3 that the sample variance

$$T_n = \frac{1}{n} \sum_{i=1}^n X_i^2 - \left(\frac{1}{n} \sum_{i=1}^n X_i \right)^2 = \frac{1}{n} \sum_{i=1}^n (X_i - \bar{X}_n)^2$$

is a consistent and asymptotically sensitivity-efficient estimator of σ^2 . One can also obtain an unbiased, consistent, asymptotically sensitivity-efficient estimator \tilde{T}_n by the usual correction, replacing the factor n^{-1} by $(n-1)^{-1}$.

The main results of this section will show that there exists a general-purpose procedure to achieve asymptotic sensitivity-efficiency, under suitable assumptions. We specialize to the case of $\chi(\theta) = \theta$, and we note by Remark 6.3 that this is no loss of generality.

Definition 6.6. Suppose $\mathcal{P} = \{P_\theta : \theta \in \Theta\}$ is DWS, and that X_1, \dots, X_n are i.i.d. samples from P_θ for some unknown $\theta \in \Theta$. The *Wasserstein projection estimator (WPE)* is defined as

$$T_n^{\text{WPE}} := \arg \min_{\theta \in \Theta} W_2^2(P_\theta, \bar{P}_n)$$

where $\bar{P}_n := \frac{1}{n} \sum_{i=1}^n \delta_{X_i}$ is the empirical measure of the data.

It is known (see [9, Theorem 2.2]) that, under mild assumptions, the minimizing set in the above definition is always non-empty and that $T_n^{\text{WPE}} : (\mathbb{R}^d)^n \rightarrow \mathbb{R}^p$ can be taken to be a measurable function. Moreover, if \mathcal{P}

is identifiable (i.e., $\theta_0 \neq \theta_1$ implies $P_{\theta_0} \neq P_{\theta_1}$ for all $\theta_0, \theta_1 \in \Theta$), and some technical assumptions hold, then $T_n^{\text{WPE}} \rightarrow \theta^*$ almost surely, as $n \rightarrow \infty$, when X_1, X_2, \dots are i.i.d. samples from P_{θ^*} [9, Theorem 2.1]. (Note that we did not require identifiability at any previous point in the paper.)

The following simple but illustrative example gives a setting where we can directly show that the WPE is indeed sensitivity-efficient.

Example 6.7 (location family, continued). We revisit Example 5.7, and we note (say, by Brenier’s theorem) that for any $\theta \in \Theta$ we have $\mathbf{t}_{P_\theta \rightarrow \bar{P}_n}(x) = \mathbf{t}_{P_0 \rightarrow \bar{P}_n}(x - \theta)$. Consequently, we may compute $W_2^2(P_\theta, \bar{P}_n) = \int_{\mathbb{R}^d} \|\mathbf{t}_{P_0 \rightarrow \bar{P}_n}(y) - y\|^2 dP_0(y) - 2\theta^\top \bar{X}_n + \|\theta\|^2$. It follows that $W_2^2(P_\theta, \bar{P}_n)$ is minimized when $\theta = \bar{X}_n$, hence the WPE for a location family is precisely the sample mean of X_1, \dots, X_n . Since we showed in Example 5.7 that the sample mean is sensitivity-efficient, we conclude that the WPE is sensitivity-efficient in this case.

While our main results will show that the WPE is asymptotically sensitivity-efficient, let us first give the basic calculation used in our proofs, which parallels the proof of the fact that the MLE is asymptotically variance-efficient. Our notation departs from previous sections slightly, as we now use θ^* for the parameter of the population distribution, and θ for a generic parameter (i.e., dummy variable). Assuming for the sake of simplicity that $\Theta \subseteq \mathbb{R}$, we write $\mathcal{L} : (\mathbb{R}^d)^n \times \Theta \rightarrow \mathbb{R}$ for the function $\mathcal{L}(x_1, \dots, x_n, \theta) := W_2^2(P_\theta, n^{-1} \sum_{i=1}^n \delta_{x_i})$, and we note that the first-order optimality conditions for the WPE state $(\partial/\partial\theta)\mathcal{L}(X_1, \dots, X_n, \hat{\theta}_n) = 0$, where $\hat{\theta}_n := T_n^{\text{WPE}}(X_1, \dots, X_n)$. Differentiating these first-order conditions with respect to x_i , via the chain rule, yields

$$0 = \nabla_{x_i} \frac{\partial}{\partial\theta} \mathcal{L}(X_1, \dots, X_n, \hat{\theta}_n) + \frac{\partial^2}{\partial\theta^2} \mathcal{L}(X_1, \dots, X_n, \hat{\theta}_n) \nabla_{x_i} \hat{\theta}_n. \quad (29)$$

So rearranging (29), taking the squared norms of each term, and summing over $1 \leq i \leq n$ shows

$$n \sum_{i=1}^n \left\| \nabla_{x_i} \hat{\theta}_n(X_1, \dots, X_n) \right\|^2 = \left(\frac{\partial^2}{\partial\theta^2} \mathcal{L}(X_1, \dots, X_n, \hat{\theta}_n) \right)^{-2} \frac{1}{n} \sum_{i=1}^n \left\| n \nabla_{x_i} \frac{\partial}{\partial\theta} \mathcal{L}(X_1, \dots, X_n, \hat{\theta}_n) \right\|^2. \quad (30)$$

The last step is to show that these factors converge to $(J(\theta^*))^{-2}$ and $J(\theta^*)$, respectively; roughly speaking, this comes from the fact that Φ_{θ^*} and $J(\theta^*)$ are closely related to the higher-order derivatives of $W_2^2(P_\theta, P_{\theta^*})$ at $\theta = \theta^*$, in a similar way as the Fisher information is related to higher-order derivatives of the KL divergence.

An important observation about this calculation is that the first-order optimality conditions for the WPE involve a derivative with respect to θ , which we then differentiated with respect to X_1, \dots, X_n . This contrasts the calculation of the asymptotic distribution of the MLE which involves differentiating twice with respect to θ . This is the reason that we will encounter higher-order and mixed partial derivatives in X_1, \dots, X_n, θ in our analysis, while the classical Cramér-Rao theory involves only higher-order derivatives in θ . (Broadly, this is because the reaction equation (3) is an ODE while the continuity equation (12) is a PDE.)

Another observation, which plays a crucial role in the proofs to come, is that the first-order optimality conditions for the WPE can be interpreted as the orthogonality of the “residual vector” $\mathbf{t}_{\hat{\theta}_n \rightarrow \bar{P}_n}(\cdot) - \text{id} \in L_{P_{\hat{\theta}_n}}^2(\mathbb{R}^d; \mathbb{R}^d)$ to the tangent plane of \mathcal{P} at $\text{hat}\theta_n$. See Figure 4 for an illustration.

Turning the formal calculations above into a rigorous argument takes significant work and requires further technical assumptions in addition to the assumptions of the previous sections. We will introduce these assumptions as they are needed, and towards this end it is useful to separate the univariate case ($d = 1$) from the multivariate case ($d \geq 1$) in the following two subsections.

6.1. Univariate case ($d = 1$)

We begin with the simple case of $d = 1$ (where p and k remain general) in which we can make a direct argument for asymptotic sensitivity-efficiency. The advantage of $d = 1$ is that we have an explicit representation of the optimal transport maps in terms of quantile functions, and hence for other objects of interest (e.g., transport linearization, Wasserstein information matrix). Thus, let us write F_θ and F_θ^{-1} for the cumulative distribution function and the quantile function of P_θ , respectively, for each $\theta \in \Theta$. Then we have the following alternative characterization of the Wasserstein information matrix.

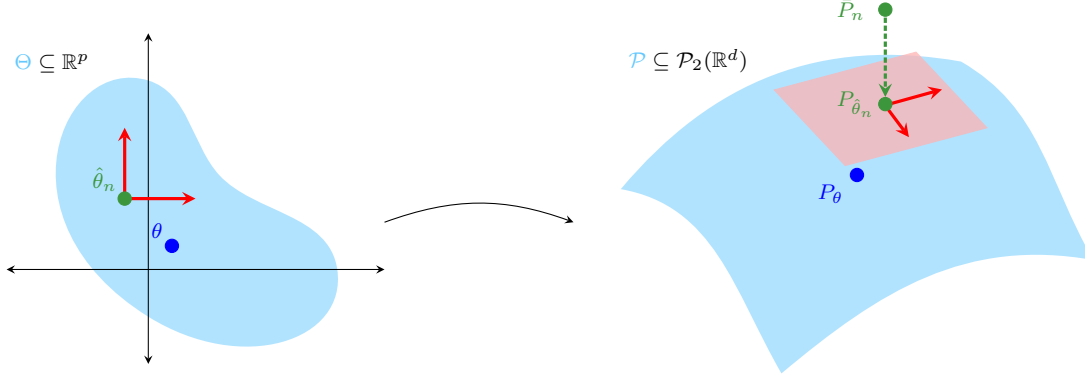


FIG 4. The Wasserstein projection estimator (WPE) in a statistical model. For the sake of simplicity, we write $\hat{\theta}_n$ in place of T_n^{WPE} . The first-order optimality conditions for the WPE state that the “residual” from $P_{\hat{\theta}_n}$ to \bar{P}_n is orthogonal to $\Phi_{\hat{\theta}_n} h$ for all $h \in \mathbb{R}^p$.

Lemma 6.8. A model $\mathcal{P} = \{P_\theta : \theta \in \Theta\} \subseteq \mathcal{P}_{2,\text{ac}}(\mathbb{R})$ is DWS at $\theta \in \Theta$ if and only if $\nabla_\theta F_\theta^{-1}(\cdot)$ exists and lies in $L^2([0, 1]; \mathbb{R}^p)$, in which case the Wasserstein information matrix is given by $J(\theta) = \int_0^1 (\nabla_\theta F_\theta^{-1}(u)) (\nabla_\theta F_\theta^{-1}(u))^\top du$.

This leads us to the following main result, in the special case $d = 1$. Recall that, in a Hilbert space \mathcal{H} , we say that $f_n \rightarrow f$ weakly if $\langle f_n, g \rangle \rightarrow \langle f, g \rangle$ for all $g \in \mathcal{H}$.

Theorem 6.9. Suppose $\mathcal{P} = \{P_\theta : \theta \in \Theta\} \subseteq \mathcal{P}_{2,\text{ac}}(\mathbb{R})$ is DWS. Also suppose:

- (i) the map $\theta \mapsto \nabla_\theta F_\theta^{-1}(\cdot)$ from Θ to $L^2([0, 1]; \mathbb{R}^p)$ is continuous, and
- (ii) the map $\theta \mapsto \nabla_\theta^2 F_\theta^{-1}(\cdot)$ from Θ to $L^2([0, 1]; \mathbb{R}^{p \times p})$ is weakly continuous.

If X_1, X_2, \dots are i.i.d. samples from P_{θ^*} and T_n^{WPE} is a consistent estimator of $\theta^* \in \Theta$, then we have

$$n \sum_{i=1}^n \left(\frac{\partial T_n^{\text{WPE}}}{\partial x_i}(X_1, \dots, X_n) \right) \left(\frac{\partial T_n^{\text{WPE}}}{\partial x_i}(X_1, \dots, X_n) \right)^\top \rightarrow (J(\theta^*))^{-1}$$

in probability as $n \rightarrow \infty$, for each $\theta^* \in \Theta$.

The preceding result allows us to revisit some earlier examples.

Example 6.10 (location family, continued). We have already seen in Example 5.7 and Example 6.7 that the sample mean is exactly (hence asymptotically) sensitivity-efficient in a location family. As a sanity check, it is useful to verify that the hypotheses of Theorem 6.9 are indeed verified in this case. To see this, write F_0^{-1} for the quantile function of P_0 , and note that we have $F_\theta^{-1}(u) = F_0^{-1}(u) + \theta$. Thus, $\nabla_\theta F_\theta^{-1}(\cdot) = 1$ and $\nabla_\theta^2 F_\theta^{-1}(\cdot) = 0$, which do not depend on θ at all.

Example 6.11 (scale family, continued). We revisit Example 5.8, where it was shown that θ^2 is the only estimand (up to affine transformations) for which unbiased sensitivity-efficient estimation is possible. Presently, we use the WPE to find an asymptotically sensitivity-efficient estimator of θ . Observe that the quantile function of P_θ is exactly $F_\theta^{-1}(u) = \theta F_1^{-1}(u)$ for all $\theta > 0$ and $0 < u < 1$; hence we have $\nabla_\theta F_\theta^{-1}(\cdot) = F_1^{-1}(\cdot)$ and $\nabla_\theta^2 F_\theta^{-1}(\cdot) = 0$, so the hypotheses of Theorem 6.9 are verified. Moreover, we compute

$$W_2^2(P_\theta, \bar{P}_n) = \int_0^1 |\bar{F}_n^{-1}(u) - \theta F_1^{-1}(u)|^2 du,$$

where \bar{F}_n^{-1} is the quantile function of the empirical measure \bar{P}_n , and we note that this is a quadratic function in θ , so the WPE is exactly

$$T_n^{\text{WPE}}(X_1, \dots, X_n) = \frac{\int_0^1 \bar{F}_n^{-1}(u) F_1^{-1}(u) du}{\int_0^1 |F_1^{-1}(u)|^2 du}.$$

Note that this quantity has a concrete interpretation as the coefficient of the regression of \tilde{X}_n on X , where the joint distribution of (\tilde{X}_n, X) is the optimal coupling of \tilde{P}_n and P_1 . In summary, the estimator T_n^{WPE} defined above is asymptotically sensitivity-efficient in any scale family.

Our last result in the special case of $d = 1$ is the characterization of the asymptotic distribution of the WPE under some additional assumptions; these assumptions can be relaxed by considering the more general conditions in [20, Theorem 4.6], but we do not pursue this here. We also note that similar results can be deduced from existing central limit theorems for L -statistics (e.g., [62, Theorem 22.3]).

Theorem 6.12. *Suppose $\mathcal{P} = \{P_\theta : \theta \in \Theta\} \subseteq \mathcal{P}_{2,\text{ac}}(\mathbb{R})$ is DWS. Also suppose that P_θ has bounded support $[a_\theta, b_\theta]$ and that its density p_θ is differentiable and uniformly bounded below on (a_θ, b_θ) , for all $\theta \in \Theta$. If X_1, X_2, \dots are i.i.d. samples from P_{θ^*} and T_n^{WPE} is a consistent estimator of $\theta^* \in \Theta$, then we have*

$$\sqrt{n}(T_n^{\text{WPE}} - \theta^*) \rightarrow \mathcal{N}(0, \Sigma(\theta^*)),$$

in distribution, where

$$\Sigma(\theta^*) := J(\theta^*)^{-1} \left(\int_0^1 \int_0^1 (\min\{u, v\} - uv) \frac{\nabla_\theta F_{\theta^*}^{-1}(u)}{p_{\theta^*}(F_{\theta^*}^{-1}(u))} \left(\frac{\nabla_\theta F_{\theta^*}^{-1}(v)}{p_{\theta^*}(F_{\theta^*}^{-1}(v))} \right)^\top du dv \right) J(\theta^*)^{-1}.$$

for all $\theta^* \in \Theta$.

The results so far allow us to finally handle the following statistical application of the uniform scale family, which was previously studied in Example 1.2 in the Introduction.

Example 6.13 (uniform scale family, revisited). Consider the special case of Example 6.11 of the uniform scale family, in which case we have $F_1^{-1}(u) = u$ for $0 \leq u \leq 1$. In particular, the WPE can be written explicitly as

$$T_n^{\text{WPE}} = 3 \sum_{i=1}^n \int_{\frac{i-1}{n}}^{\frac{i}{n}} X_{(i)} u du = \frac{3}{2n^2} \sum_{i=1}^n (2i-1) X_{(i)},$$

where $X_{(1)}, \dots, X_{(n)}$ denote the order statistics of X_1, \dots, X_n . By massaging T_n in ways that do not alter its asymptotic sensitivity (e.g., multiplying by some deterministic factor $\alpha_n \rightarrow 1$, or adding a scalar multiple of $n^{-1}\bar{X}_n$ which has sensitivity of order $O(n^{-2})$), one can derive some simplified estimators of interest; for example, $\tilde{T}_n := 3n^{-1}(n-1)^{-1} \sum_{i=1}^n iX_{(i)}$ is unbiased, consistent, and asymptotically sensitivity-efficient.

By Example 6.11 and Theorem 6.12, the asymptotic variance and sensitivity of T_n^{WPE} are

$$\mathbb{S}_\theta(T_n^{\text{WPE}}) \sim \frac{1}{nJ(\theta)} = \frac{3}{n} \quad \text{and} \quad \mathbb{V}_\theta(T_n^{\text{WPE}}) \sim \frac{\sigma^2(\theta)}{n} = \frac{\theta^2}{5n}.$$

Since the variance and sensitivity of the BLE can be easily computed as $\mathbb{S}_\theta(T_n^{\text{BLE}}) = 4n^{-1}$ and $\mathbb{V}_\theta(T_n^{\text{BLE}}) = n^{-1}\theta^2/3$, this rigorously proves the behavior we observed in Figure 1 from the Introduction; the WPE strictly dominates the BLE with respect to both the variance and the sensitivity.

6.2. Multivariate case ($d \geq 1$)

Next we consider the general case of $d \geq 1$ in which our result on asymptotic sensitivity-efficiency of the WPE requires significantly more work. The increased difficulty is essentially due to the fact that we no longer have a convenient representation of probability measures in terms of a flat geometry, as we had in the $d = 1$ case with quantile functions. For the sake of notational simplicity, we will restrict our discussion to the case where the parameter space Θ is one-dimensional (i.e., $p = 1$).

To begin, we enumerate the following assumptions that will be used throughout this subsection.

Assumption 6.14. Suppose that $p = 1$ and that $\mathcal{P} = \{P_\theta : \theta \in \Theta\}$ is DWS and satisfies:

- (i) There is a bounded, connected, open $U \subseteq \mathbb{R}^d$ such that the support of P_θ equals \bar{U} , for all $\theta \in \Theta$.

- (ii) There are constants $c_0, C_0 > 0$ such that, for all $\theta \in \Theta$, the distribution P_θ has a density p_θ with respect to the Lebesgue measure, which satisfies $c_0 \leq p_\theta(x) \leq C_0$ for all $x \in U$.
- (iii) The function $(x, \theta) \in \bar{U} \times \Theta \mapsto (p_\theta(x), \Phi_\theta(x))$ is twice continuously differentiable.

Now recall the proof sketch of sensitivity-efficiency in the case $d = 1$ (see (29) and (30)), which involves differentiating, with respect to the samples X_1, \dots, X_n , the first-order optimality conditions for T_n^{WPE} , and then rearranging the resulting equation. Our proof in the case $d \geq 1$ is similar, but the expressions for the derivatives are slightly more complicated. So, before getting to the proof of our main result, we spend some time developing the concepts and notation for these derivatives. For now, let x_1, \dots, x_n denote distinct points in \mathbb{R}^d , not necessarily random, and let us consider the optimal transport problem from P_θ to $\bar{P}_n = \frac{1}{n} \sum_{i=1}^n \delta_{x_i}$.

The first concept concerns the Kantorovich dual problem; further technical detail can be found in Appendix B. From the Kantorovich duality theorem in the semi-discrete setting (see equation (43) or [58, Chapter 6.4.2]), the squared-distance $W_2^2(P_\theta, \bar{P}_n)$ can be equivalently expressed as

$$\max_{(b_1, \dots, b_n) \in \mathbb{R}^n} \left(\frac{1}{n} \sum_{i=1}^n b_i + \int_{\mathbb{R}^d} \min_{1 \leq i \leq n} (\|x - x_i\|^2 - b_i) dP_\theta(x) \right). \quad (31)$$

Under Assumption 6.14, we may use Proposition B.3 to see that there is a unique maximizer for the above problem, among the set of $b \in \mathbb{R}^n$ satisfying $\sum_{i=1}^n b_i = 0$. This maximizer will be denoted by $b = b(x_1, \dots, x_n, \theta)$, and Proposition B.3 states that b is continuously differentiable in all its arguments. Also let $\psi_{P_\theta \rightarrow \bar{P}_n} : \mathbb{R}^d \rightarrow \mathbb{R}$ be the function given by

$$\psi_{P_\theta \rightarrow \bar{P}_n}(x) := \min_{1 \leq i \leq n} (\|x - x_i\|^2 - b_i),$$

and write $\psi_{P_\theta \rightarrow \bar{P}_n}^c$ for its c -transform, defined as $\psi^c(y) := \inf_{x \in \mathbb{R}^d} (\|x - y\|^2 - \psi(x))$ for any $\psi : \mathbb{R}^d \rightarrow \mathbb{R}$. By Lemma B.1, and the optimality of $b = b(x_1, \dots, x_n, \theta)$, we have, for all $1 \leq i \leq n$:

$$\psi_{P_\theta \rightarrow \bar{P}_n}^c(x_i) = b_i. \quad (32)$$

Also note that $(\psi_{P_\theta \rightarrow \bar{P}_n}, \psi_{P_\theta \rightarrow \bar{P}_n}^c)$ is a pair of optimal Kantorovich potentials for P_θ and \bar{P}_n .

The second concept is the decomposition of U into Laguerre cells. That is, given $b = b(x_1, \dots, x_n, \theta)$, we define the following polyhedral set

$$V_i(x_1, \dots, x_n, \theta) := \{x \in \mathbb{R}^d : \|x - x_i\|^2 - b_i(\theta, x_1, \dots, x_n) \geq \|x - x_j\|^2 - b_j(\theta, x_1, \dots, x_n), \forall 1 \leq j \leq n\}$$

for each $1 \leq i \leq n$. To simplify the notation in our computations, we often remove the explicit dependence of the Laguerre cells on θ or x_1, \dots, x_n , and simply write $V_i(\theta)$ or V_i . By construction, we have

$$\psi_{P_\theta \rightarrow \bar{P}_n}(x) = \|x - x_i\|^2 - b_i, \quad \text{for all } 1 \leq i \leq n \text{ and } x \in V_i,$$

and also

$$\|x - x_i\|^2 - b_i = \|x - x_j\|^2 - b_j, \quad \text{for all } 1 \leq i, j \leq n \text{ and } x \in \partial V_i \cap \partial V_j, \quad (33)$$

where ∂A denotes the boundary of a set $A \subseteq \mathbb{R}^d$. We say that V_i and V_j are neighbors and write $i \sim j$ if we have $\mathcal{H}^{d-1}(\partial V_i \cap \partial V_j) > 0$, where \mathcal{H}^{d-1} denotes the $(d-1)$ -dimensional Hausdorff measure. Using the notation $\Gamma_{ij} := \partial V_i \cap \partial V_j$, we see that, up to a set of zero \mathcal{H}^{d-1} -measure, the boundary ∂V_i can be written as $\bigcup_{j \sim i} \Gamma_{ij}$. In addition, (33) implies that, for $i \sim j$, the set Γ_{ij} is contained in a hyperplane with unit normal vector $(x_j - x_i)/\|x_j - x_i\|$. That is, for $i \sim j$,

$$\Gamma_{ij} \subseteq \{x \in \mathbb{R}^d : 2x^\top(x_j - x_i) + \|x_i\|^2 - \|x_j\|^2 + b_j - b_i = 0\}. \quad (34)$$

Now we can give the following result on calculating the requisite derivatives.

Proposition 6.15. *Under Assumption 6.14 we have*

$$\begin{aligned} \nabla_{x_i} \frac{\partial}{\partial \theta} W_2^2(P_\theta, \bar{P}_n) &= -2 \int_{V_i(\theta)} \Phi_\theta(x) p_\theta(x) dx \\ &+ \sum_{j \sim i} \int_{\Gamma_{ij}} \left(2(\Phi_\theta(x))^\top (x_j - x_i) + \left(\frac{\partial b_j}{\partial \theta} - \frac{\partial b_i}{\partial \theta} \right) \right) \frac{x - x_i}{\|x_i - x_j\|} p_\theta(x) d\mathcal{H}^{d-1}(x) \end{aligned} \quad (35)$$

and

$$\frac{\partial^2}{\partial \theta^2} W_2^2(P_\theta, \bar{P}_n) = \int_{\mathbb{R}^d} \frac{\partial}{\partial \theta} \psi_{P_\theta \rightarrow \bar{P}_n}(x) \frac{\partial}{\partial \theta} p_\theta(x) dx + \int_{\mathbb{R}^d} \psi_{P_\theta \rightarrow \bar{P}_n}(x) \frac{\partial^2}{\partial \theta^2} p_\theta(x) dx. \quad (36)$$

Now we give our main result, in which we use $(\psi_{P_\theta \rightarrow P_{\theta^*}}, \psi_{\bar{P}_\theta \rightarrow P_{\theta^*}}^c)$ to denote the unique (up to constants) pair of optimal Kantorovich potential between P_θ and P_{θ^*} , as introduced in Appendix B.

Theorem 6.16. *Suppose that \mathcal{P} satisfies Assumption 6.14. If X_1, X_2, \dots are i.i.d. samples from P_{θ^*} and T_n^{WPE} is a consistent estimator of $\theta^* \in \Theta$, and if we have*

- (i) $\sup_{\theta \in \Theta} \|\nabla_x \frac{\partial}{\partial \theta} \psi_{P_\theta \rightarrow \bar{P}_n}^c - \nabla_x \frac{\partial}{\partial \theta} \psi_{P_\theta \rightarrow P_{\theta^*}}^c\|_{L^\infty(U)} = o_{P_{\theta^*}}(1)$, and
- (ii) $\frac{1}{n} \sum_{i=1}^n \left(n \int_{\partial V_i} \|x - X_i\| p_{\hat{\theta}_n}(x) d\mathcal{H}^{d-1}(x) \right)^2 = O_{P_{\theta^*}}(1)$,

then we have

$$n \sum_{i=1}^n (\nabla_{x_i} T_n^{\text{WPE}}(X_1, \dots, X_n))^\top (\nabla_{x_i} T_n^{\text{WPE}}(X_1, \dots, X_n)) \rightarrow (J(\theta^*))^{-1}$$

in probability as $n \rightarrow \infty$, for each $\theta^* \in \Theta$.

We emphasize that the assumptions used in Theorem 6.16 are rather strict, and that we view our result as somewhat of a proof-of-concept. In these final remarks we explain these assumptions in more detail.

Remark 6.17 (on Assumption 6.14 of Theorem 6.16). Although Assumption 6.14 consists of conditions directly on the model \mathcal{P} (rather than assumption on the empirical optimal transport problem itself, as in (i) and (ii)), the requisite regularity is too strict even to include the cases of location families and scale families; this is primarily due to the fact that we require all of our measures to have the same bounded support. While we envision future work that significantly relaxes this regularity, we note that most works in statistical optimal transport indeed rely on similar conditions [17, 30, 32]. We are only aware of the recent work [5] which concludes powerful convergence results without some bounded support condition.

Remark 6.18 (on assumption (i) of Theorem 6.16). It may appear that assumption (i) is rather strict (since it requires uniform convergence of some higher-order derivatives of the optimal dual potentials), but we argue through some basic examples that it is not unreasonable; see Appendix D for more detailed calculations in these examples. For instance, in the general location family setting of Example 5.7, we have

$$\nabla_x \frac{\partial}{\partial \theta} \psi_{P_\theta \rightarrow P_n}^c(x) = \nabla_x \frac{\partial}{\partial \theta} \psi_{\bar{P}_\theta \rightarrow P_{\theta^*}}^c(x) = -2I_d$$

for all $\theta \in \Theta$ and $x \in \mathbb{R}^d$ almost surely, so the condition is automatically satisfied. Additionally, in the general scale family of Example 5.8, we have

$$\nabla_x \frac{\partial}{\partial \theta} \psi_{P_\theta \rightarrow \bar{P}_n}^c(x) - \nabla_x \frac{\partial}{\partial \theta} \psi_{\bar{P}_\theta \rightarrow P_{\theta^*}}^c(x) = \nabla_x \psi_{P_1 \rightarrow \bar{P}_n}^c(x) - \nabla_x \psi_{P_1 \rightarrow P_{\theta^*}}^c(x),$$

for all $\theta \in \Theta$ and $x \in \mathbb{R}^d$ almost surely, so the condition reduces to uniform consistency for the gradients of the potentials for the single distribution P_1 . (However, recall from Remark 6.17 that both of these examples are excluded from the theorem because of Assumption 6.14.) As such, we believe one could verify this condition in some more difficult models of interest, albeit with significantly more work; see [28] for similar results under additional regularity that need not hold in our applications.

Remark 6.19 (on assumption (ii) of Theorem 6.16). In order to argue that this condition is not so unreasonable, we give a heuristic calculation to explain why it may be expected to hold in some models of interest. First, recall that all the densities p_θ are uniformly bounded away from zero, hence P_θ -volumes are uniformly comparable to volumes under the Lebesgue measure. Thus, since each Laguerre cell V_i has mass n^{-1} under $P_{\hat{\theta}_n}$ by definition, it follows that the Lebesgue measure of V_i is n^{-1} up to constants. If V_i is uniformly elliptic (that is, if we can inscribe a ball whose volume is a constant order multiple of the volume of the cell), then its perimeter has size $n^{-(d-1)/d}$ and the typical distance between a point $x \in \partial V_i$ and x_i is $n^{-\frac{1}{d}}$, both up to constants; thus, the collection of random variables appearing in assumption (ii) would indeed be tight. However, making this intuition precise requires a fine analysis of the geometry of the random Laguerre diagram induced by the data, and specifically requires estimates on the surface area of the $(d-1)$ -dimensional faces of the Laguerre cells. Some works that have analyzed related geometric features of random Laguerre diagrams (albeit in the Poisson point process setting) include [41] and the recent book chapter [57].

7. Conclusion

In this work we developed a complete theory of the fundamental limits of the sensitivity of unbiased estimation; this includes a Wasserstein-Cramér-Rao lower bound (Theorem 4.8) for unbiased estimators satisfying some basic regularity conditions, and various methods for constructing estimators that achieve the lower bound, either exactly (Theorem 5.6) or asymptotically (Theorem 6.9, Theorem 6.16). We also analyzed many concrete statistical examples.

Our fundamental insight is geometric, namely that the theory of sensitivity comes from the Wasserstein geometry in precisely the same way that the theory of variance comes from the Fisher-Rao (equivalently, Hellinger) geometry. In fact, apart from some technical considerations, the proof of each lower bound is simply an application of Cauchy-Schwarz in the tangent space for a suitable geometry on the model. This raises the question of what theory would arise if one considered other geometries beyond Fisher-Rao, Hellinger, and Wasserstein. What measures of instability would arise? What notion of information appears in the lower bound? How can one achieve the lower bound in statistical settings of interest?

We view this broad research program to be, in some sense, a mathematical foundation for the notion of “stability” from the predictability-computability-stability (PCS) framework of veridical data science, as initiated in [68] and developed through many recent works (e.g., [47, 69–71]). Within this framework, it is advocated that statistical procedures should be *stable*, which “includes, but is much broader than, the concept of sampling variability” [71]. More generally, it is argued that statistical procedures should be stable against “reasonable” variations in the data or the model, the interpretation of which can vary across scientific applications. We emphasize the specification of a class of reasonable variations to a model is akin to considering a particular geometry on that model; such a specification describes the “directions” in which each distribution may move (e.g., resampling corresponds to a variation by re-weighting as in the Hellinger and Fisher-Rao geometries, and adding Gaussian noise corresponds to a variation by additive perturbation as in the Wasserstein geometry).

In this spirit, an interesting avenue for future work is to determine how to carry out this research program for discrete statistical models of interest; it seems that additive Gaussian noise is not a “reasonable” variation in this setting, and one should rather consider variations that are connected to the structure of the problem at hand (e.g., insertion or deletion of edges for graph data, transpositions for permutation data).

Lastly, we hope that our study of the asymptotic sensitivity of the Wasserstein projection estimator (WPE) will inspire further work in statistical optimal transport. For example, verifying the technical hypotheses of Theorem 6.16, or developing an entirely new strategy of proof, will require a much finer understanding of the semi-discrete optimal transport problem than what is currently known.

Acknowledgments

The authors would like to thank Nabarun Deb, Tudor Manole, Debarghya Mukherjee, and Bin Yu for helpful conversations. AQJ and BS acknowledge the support of NSF grants DMS-2311062 and DMS-2515520. NGT was supported by NSF-DMS grant 2236447.

Appendix A: On the Continuity Equation

In equation (12) of Section 2 we discussed the *continuity equation* $\partial_t \mu_t + \operatorname{div}(v_t \mu_t) = 0$ and the interpretation of weak sense solutions to this PDE. This appendix contains further technical discussion of these points, which are needed in many of the proofs in the main body. First let us recall the definition of absolutely continuous functions.

Definition A.1 (absolute continuity). For $p \geq 1$ and $a \leq b$, we say that a function $\gamma : [a, b] \rightarrow \mathbb{R}^m$ belongs to $AC^p(a, b; \mathbb{R}^m)$ if there is $h \in L^p(a, b)$ such that

$$|\gamma(t) - \gamma(s)| \leq \int_s^t h(r) \, dr$$

for all $a \leq s \leq t \leq b$.

As the following result shows, absolutely continuous functions are precisely the functions for which the fundamental theorem of calculus holds. (See [44, Theorem 3.20] for a proof.)

Theorem A.2. For $p \geq 1$ and $a \leq b$, a function γ belongs to $AC^p(a, b; \mathbb{R}^m)$ if and only if the following conditions hold:

- (i) γ is continuous in $[a, b]$,
- (ii) γ is differentiable for Lebesgue a.e. $t \in [a, b]$ and $\dot{\gamma}(t) \in L^p(a, b; \mathbb{R}^m)$, and
- (iii) $\gamma(t) = \gamma(s) + \int_s^t \dot{\gamma}(r) \, dr$, for all $a \leq s \leq t \leq b$.

In the main body we stated and utilized Proposition 2.2, which is a consequence of the following more general result. Recall that by the *distributional derivative* of any function $g : [a, b] \rightarrow \mathbb{R}$ we mean a distribution $g' : C_c^\infty(\mathbb{R}) \rightarrow \mathbb{R}$ satisfying $\langle g', \phi \rangle = - \int_a^b g(t) \phi'(t) \, dt$ for all test functions $\phi \in C_c^\infty(\mathbb{R})$; to understand this definition, note that, if g is $C^1(\mathbb{R})$ and ϕ is supported on (a, b) , then the equality $\int_a^b g'(t) \phi(t) \, dt = - \int_a^b g(t) \phi'(t) \, dt$ follows from integration by parts, so the distributional derivative coincides with the pointwise derivative.

Proposition A.3. Fix $a, b \in \mathbb{R}$ with $a < b$ and suppose that $(\{\mu_t\}_{a \leq t \leq b}, \{v_t\}_{a \leq t \leq b})$ is a solution to the continuity equation in \mathbb{R}^m satisfying the integrability condition

$$\int_a^b \int_{\mathbb{R}^m} |v_t(x)|^p \, d\mu_t(x) \, dt < \infty$$

for some $p \geq 1$. Suppose, in addition, that for every $t \in [a, b]$ we have $\mu_t \in \mathcal{P}_{2,ac}(\mathbb{R}^m)$. Then for every locally Lipschitz function $f : \mathbb{R}^m \rightarrow \mathbb{R}$ satisfying

- (i) $\int_{\mathbb{R}^m} |f(x)| \, d\mu_t(x) < \infty$, for all $t \in (a, b)$,
- (ii) $\int_a^b \int_{\mathbb{R}^m} |\nabla f(x)|^q \, d\mu_t(x) \, dt < \infty$, where $p^{-1} + q^{-1} = 1$,

the function

$$t \in [a, b] \mapsto \int_{\mathbb{R}^m} f(x) \, d\mu_t(x)$$

belongs to $AC^1(a, b; \mathbb{R})$, and has distributional derivative given by

$$\frac{d}{dt} \int_{\mathbb{R}^m} f(x) \, d\mu_t(x) = \int_{\mathbb{R}^m} (\nabla f(x))^\top v_t(x) \, d\mu_t(x). \quad (37)$$

Proof. We split the proof into two steps.

Step 1: In this first step we make stronger assumptions and suppose that φ is globally Lipschitz and bounded. We start by recalling [3, Theorem 8.2.1], which implies that there exists a probability measure $\boldsymbol{\eta}$ over $\mathbb{R}^m \times \Gamma_{(a,b)}$ (here, $\Gamma_{(a,b)}$ represents the space of continuous maps from $[a, b]$ into \mathbb{R}^m) satisfying the following two properties:

- (i) $\boldsymbol{\eta}$ is concentrated on the set of pairs $(x, \gamma) \in \mathbb{R}^m \times \Gamma_{(a,b)}$ such that $\gamma \in AC^p(a, b; \mathbb{R}^m)$, and γ is a solution to the ODE $\dot{\gamma}(t) = v_t(\gamma(t))$ for almost every $t \in (a, b)$, with initial condition $\gamma(a) = x$;
- (ii) $\mu_t = (e_t)_\# \boldsymbol{\eta}$, for every $t \in [a, b]$, where the map $e_t : \mathbb{R}^m \times \Gamma_{(a,b)} \rightarrow \mathbb{R}^m$ is given by $e_t : (x, \gamma) \mapsto \gamma(t)$.

From property (i) of $\boldsymbol{\eta}$ and [44, Theorem 3.55] we can deduce that, for $\boldsymbol{\eta}$ -a.e. (x, γ) , the function $t \in [a, b] \mapsto \varphi(\gamma(t))$ is absolutely continuous. However, we will need to use our additional assumptions on the measures μ_t to conclude that for $\boldsymbol{\eta}$ -a.e. (x, γ) we can apply the chain rule to rewrite the derivative of $\varphi(\gamma(t))$ and ultimately get to the representation (16).

Toward this aim, let us consider the set

$$A := \{y \in \mathbb{R}^m : \varphi \text{ is not differentiable at } y\},$$

and define the function $g : \Gamma_{(a,b)} \rightarrow \mathbb{R}$ given by

$$g(\gamma) := \int_a^b \mathbf{1}_A(\gamma(t)) dt.$$

By Tonelli's theorem and property (ii) of $\boldsymbol{\eta}$ we have

$$\begin{aligned} \int_{\mathbb{R}^m \times \Gamma_{(a,b)}} g(\gamma) d\boldsymbol{\eta}(x, \gamma) &= \int_a^b \int_{\mathbb{R}^m \times \Gamma_{(a,b)}} \mathbf{1}_A(\gamma(t)) d\boldsymbol{\eta}(x, \gamma) dt \\ &= \int_a^b \mu_t(A) dt \\ &= 0, \end{aligned}$$

where the last line follows from Rademacher's theorem and the fact that μ_t was assumed to be absolutely continuous with respect to the Lebesgue measure. The above implies that $g(\gamma) = 0$ for $\boldsymbol{\eta}$ -a.e. (x, γ) . In particular, for $\boldsymbol{\eta}$ -a.e. (x, γ) we have: $\gamma(t) \notin A$ for a.e. $t \in [a, b]$. Combining the previous fact with property (i) of $\boldsymbol{\eta}$, the fact that absolutely continuous functions are a.e. differentiable, and the classical chain rule, we deduce that for $\boldsymbol{\eta}$ -a.e. (x, γ) we have

$$\frac{d}{dt} \varphi(\gamma(t)) = (\nabla \varphi(\gamma(t)))^\top \dot{\gamma}(t), \quad \text{a.e. } t \in [a, b].$$

Using the above we can now conclude that, for all $s, t \in [a, b]$,

$$\begin{aligned} \int_{\mathbb{R}^m} \varphi(x) d\mu_t - \int_{\mathbb{R}^m} \varphi(x) d\mu_s &= \int_{\mathbb{R}^m \times \Gamma_{(a,b)}} (\varphi(\gamma(t)) - \varphi(\gamma(s))) d\boldsymbol{\eta}(x, \gamma) \\ &= \int_{\mathbb{R}^m \times \Gamma_{(a,b)}} \int_s^t \frac{d}{dr} \varphi \circ \gamma(r) dr d\boldsymbol{\eta}(x, \gamma) \\ &= \int_{\mathbb{R}^m \times \Gamma_{(a,b)}} \int_s^t (\nabla \varphi(\gamma(r)))^\top \dot{\gamma}(r) dr d\boldsymbol{\eta}(x, \gamma) \\ &= \int_{\mathbb{R}^m \times \Gamma_{(a,b)}} \int_s^t (\nabla \varphi(\gamma(r)))^\top v_r(\gamma(r)) dr d\boldsymbol{\eta}(x, \gamma) \\ &= \int_s^t \left(\int_{\mathbb{R}^m} (\nabla \varphi(x))^\top v_t(x) d\mu_r(x) \right) dr, \end{aligned}$$

where in the last line we used Fubini's theorem and property (ii) of $\boldsymbol{\eta}$. This implies (16).

Step 2: We now consider a general locally Lipschitz φ as in the statement of this proposition and approximate φ by bounded and globally Lipschitz functions $\{\varphi_n\}_{n \in \mathbb{N}}$, for which we can apply the result in Step 1. Indeed, for every $n \in \mathbb{N}$ we consider a smooth cutoff function $\xi_n : \mathbb{R}^m \rightarrow [0, 1]$ satisfying $\xi_n \equiv 1$ in $B_n(0)$ (the ball of radius n centered at $0 \in \mathbb{R}^m$), $\xi_n(x) \equiv 0$ outside of $B_{n+1}(0)$, and $\|\nabla \xi_n\|_\infty \leq C$ for some

constant independent of n . We define $\varphi_n(x) := \xi_n(x)\varphi(x)$, $x \in \mathbb{R}^m$. Note that φ_n is globally Lipschitz and bounded for every $n \in \mathbb{N}$.

Let us now consider arbitrary $s, t \in [a, b]$. Then, for every $n \in \mathbb{N}$, we have

$$\int_{\mathbb{R}^m} \varphi_n(x) d\mu_t(x) - \int_{\mathbb{R}^m} \varphi_n(x) d\mu_s(x) = \int_s^t \int_{\mathbb{R}^m} (\nabla \varphi_n(x))^\top v_r(x) d\mu_r(x) dr,$$

thanks to Step 1. Using the assumptions (i) and (ii) on φ and the dominated convergence theorem we can take the limit as $n \rightarrow \infty$ on both sides of the above expression and conclude that

$$\int_{\mathbb{R}^m} \varphi(x) d\mu_t(x) - \int_{\mathbb{R}^m} \varphi(x) d\mu_s(x) = \int_s^t \int_{\mathbb{R}^m} (\nabla \varphi(x))^\top v_r(x) d\mu_r(x) dr.$$

This establishes the desired result. \square

Remark A.4. We emphasize that a key assumption in the proof of Proposition 2.2 is that the measures μ_t are absolutely continuous with respect to the Lebesgue measure. Indeed, thanks to this assumption we were able to guarantee that for almost all trajectories γ in the probabilistic representation of the continuity equation we could apply the chain rule $\frac{d}{dt}\varphi(\gamma(t)) = (\nabla \varphi(\gamma(t)))^\top \dot{\gamma}(t)$ for almost every $t \in [a, b]$, even if φ was only assumed to be Lipschitz. Note that, in general, the chain rule for the composition of a Lipschitz function and an absolutely continuous path γ does not always hold. As an example of this, consider the function $\varphi : \mathbb{R}^2 \rightarrow \mathbb{R}$ given by $\varphi(x_1, x_2) = \max\{x_1, x_2\}$ and let $\gamma(t) = (t, t)$. Since the range of the map γ is contained in the set where φ is not differentiable, we cannot make sense of the expression $(\nabla \varphi(\gamma(t)))^\top \dot{\gamma}(t)$, while, of course, the function $\varphi \circ \gamma(t)$ is differentiable and thus we can make sense of $\frac{d}{dt}\varphi(\gamma(t))$.

Appendix B: On Kantorovich Duality

In Section 6 we relied on some results concerning the Kantorovich dual of the semi-discrete optimal transport problem, and in this appendix we include precise statements and references for the requisite results.

To begin, recall that the Kantorovich duality theorem (see [63, Theorem 1.3]) for the quadratic cost $c(x, y) := \|x - y\|^2$ implies that, for any two probability measures $P, Q \in \mathcal{P}_2(\mathbb{R}^d)$ with finite second moments,

$$W_2^2(P, Q) = \max_{\eta \in L^1(Q)} \int_{\mathbb{R}^d} \eta^c(x) dP(x) + \int_{\mathbb{R}^d} \eta(y) dQ(y). \quad (38)$$

In the above,

$$\eta^c(x) := \inf_{y \in \mathbb{R}^d} (\|x - y\|^2 - \eta(y)) \quad (39)$$

is the c -transform of the measurable function η . That the maximum is attained in (38) is a consequence of [63, Theorem 2.9] and the fact that P and Q have finite second moments. We will refer to (η^c, η) as a pair of *optimal Kantorovich potentials* for P and Q .

When P is a probability measure with a density with respect to the Lebesgue measure, a useful identity for a pair of optimal dual potentials is:

$$\eta^c(x) + \eta(\mathbf{t}_{P \rightarrow Q}(x)) = \|\mathbf{t}_{P \rightarrow Q}(x) - x\|^2, \quad (40)$$

where $\mathbf{t}_{P \rightarrow Q}$ is the unique (that is, unique P -a.e.) optimal transport map between P and Q discussed in (9). Indeed, (40) follows from (38), which in this case gives

$$\begin{aligned} \int_{\mathbb{R}^d} \eta^c(x) dP(x) + \int_{\mathbb{R}^d} \eta(\mathbf{t}_{P \rightarrow Q}(x)) dP(x) &= \int_{\mathbb{R}^d} \eta^c(x) dP(x) + \int_{\mathbb{R}^d} \eta(y) dQ(y) \\ &= \int_{\mathbb{R}^d} \|\mathbf{t}_{P \rightarrow Q}(x) - x\|^2 dP(x), \end{aligned}$$

and from the fact that, by definition of η^c , the inequality $\eta^c(x) + \eta(y) \leq \|x - y\|^2$ holds for all $x, y \in \mathbb{R}^d$.

While the existence of optimal Kantorovich potentials holds under very general assumptions, additional geometric conditions are required to guarantee uniqueness of optimal potentials up to additive constants. We discuss this next.

Lemma B.1. *Let $P \in \mathcal{P}_{2,\text{ac}}(\mathbb{R}^d)$, and suppose that the support of P is the closure of an open and connected set U . Then, up to additive constants, there is a unique solution to (38). Precisely, for any two solutions $\eta, \tilde{\eta}$ of (38), there exists a constant $a \in \mathbb{R}^d$ such that $\eta(y) = \tilde{\eta}(y) + a$ for Q -a.e. $y \in \mathbb{R}^d$ and $\eta^c(x) = \tilde{\eta}^c(x) - a$ for P -a.e. $x \in \mathbb{R}^d$.*

Proof. Suppose that $\eta, \tilde{\eta}$ are two optimizers of (38). We start by observing that $\eta^{cc} = \eta^c$ and that

$$\eta^{cc}(y) = \eta(y), \quad Q\text{-a.e. } y \in \mathbb{R}^d. \quad (41)$$

The first identity is straightforward to prove and is standard in the literature of optimal transport. For the second identity, note that the inequality $\eta^{cc}(y) \geq \eta(y)$ for all $y \in \mathbb{R}^d$ follows directly from the definition of the c transform. To get the reverse inequality, it suffices to note that, by optimality of η , we must have

$$\int_{\mathbb{R}^d} \eta^c(x) dP(x) + \int_{\mathbb{R}^d} \eta(y) dQ(y) \geq \int_{\mathbb{R}^d} \eta^c(x) dP(x) + \int_{\mathbb{R}^d} \eta^{cc}(y) dQ(y),$$

which, when combined with $\eta^{cc} \geq \eta$, implies (41).

Next, using (40), (41), and the definition of η^{cc} , we see that

$$\nabla \eta^c(x) = 2(x - \mathbf{t}_{P \rightarrow Q}(x)), \quad P\text{-a.e. } x \in \mathbb{R}^d. \quad (42)$$

Using the analogous formula for the gradient of $\tilde{\eta}$, we obtain

$$\nabla \eta^c(x) = \nabla \tilde{\eta}^c(x), \quad P\text{-a.e. } x \in \mathbb{R}^d.$$

In particular, the function $\eta^c - \tilde{\eta}^c$ has gradient equal to zero for P almost every $x \in \mathbb{R}^d$. Since the function $\eta - \tilde{\eta}$ is locally Lipschitz and U is open and connected, this implies that there is a constant $a \in \mathbb{R}$ such that

$$\eta^c(x) = \tilde{\eta}^c(x) - a$$

for every x in P 's support. Using this equality and (40) for both η and $\tilde{\eta}$, we deduce that $\eta(y) = \tilde{\eta}(y) + a$ for Q -a.e. $y \in \mathbb{R}^d$, completing in this way the proof. \square

Remark B.2. The pathwise connectivity of the support of P is an important assumption for the conclusion of Lemma B.1 to hold. To see why, imagine a probability measure $P \in \mathcal{P}_{2,\text{ac}}(\mathbb{R})$ whose support is the set $[-2, -1] \cup [1, 2]$ and satisfies $P([-2, -1]) = P([1, 2]) = 1/2$. Consider now an empirical measure $Q = \frac{1}{4} \sum_{i=1}^4 \delta_{x_i}$ with $x_1, x_2 \in [-2, -1]$ and $x_3, x_4 \in [1, 2]$. Since the distance between the sets $[-2, -1]$ and $[1, 2]$ is larger than the diameter of each of the sets, the optimal transport problem between P and Q can be completely decoupled into optimal transport problems within each of the connected components of P 's support. Due to this, optimal Kantorovich potentials are defined up to additive constants on *each* of the connected components of the support of P , and not just globally. More general conditions for uniqueness of optimal Kantorovich potentials than the ones in Lemma B.1 are discussed in detail in [60].

Specializing the above discussion to the case in which Q is an empirical measure of the form $Q = \frac{1}{n} \sum_{i=1}^n \delta_{x_i}$, we see that the squared distance $W_2^2(P, Q)$ can be rewritten as

$$W_2^2(P, Q) = \max_{(b_1, \dots, b_n) \in \mathbb{R}^n} \frac{1}{n} \sum_{i=1}^n b_i + \int_{\mathbb{R}^d} \min_{j=1, \dots, n} \{\|x - x_j\|^2 - b_j\} dP(x). \quad (43)$$

Further, if P satisfies the assumptions of Lemma B.1, we can deduce from that lemma the existence of a unique maximizer of (43) within the set of vectors $b \in \mathbb{R}^n$ satisfying $\sum_{i=1}^n b_i = 0$. For the measure $P = P_\theta$ as in Assumption 6.14, this unique solution is denoted by $b(x_1, \dots, x_n, \theta)$ and in what follows we argue that $b(x_1, \dots, x_n, \theta)$ is a continuously differentiable function of the points x_1, \dots, x_n and the parameter θ .

Toward this aim, observe that, after setting $b_n = -\sum_{i=1}^{n-1} b_i$, the solution $b(x_1, \dots, x_n, \theta)$ can be characterized implicitly via the equation

$$0 = \mathcal{G}(b_1, \dots, b_{n-1}, x_1, \dots, x_n, \theta) := \begin{pmatrix} 1 - n \int_{V_1} p_\theta(x) dx \\ \vdots \\ 1 - n \int_{V_{n-1}} p_\theta(x) dx \end{pmatrix} \in \mathbb{R}^{n-1}, \quad (44)$$

where V_1, \dots, V_{n-1} are the sets (Laguerre cells):

$$V_i = V_i(b_1, \dots, b_{n-1}, x_1, \dots, x_n) := \{x \in \mathbb{R}^d \text{ s.t. } \|x - x_i\|^2 - b_i \geq \|x - x_j\|^2 - b_j, \quad \forall j = 1, \dots, n\};$$

see [58, Chapter 6.4.2]. From this characterization, we can deduce the following result.

Proposition B.3. *Suppose that the model \mathcal{P} satisfies Assumption 6.14. Then*

$$b(x_1, \dots, x_n, \theta) := \arg \max_{b \in \mathbb{R}^n \text{ s.t. } \sum_{i=1}^n b_i = 0} \left\{ \frac{1}{n} \sum_{i=1}^n b_i + \int_{\mathbb{R}^d} \min_{j=1, \dots, n} \{\|x - x_j\|^2 - b_j\} dP_\theta(x) \right\}$$

is continuously differentiable in all its arguments.

Proof. Using [58, Lemma 6.5] and the fact that the support of P_θ is pathwise connected, the matrix

$$\left[\frac{\partial \mathcal{G}_i}{\partial b_j} \right]_{i,j=1, \dots, n-1}$$

can be verified to be invertible; here, \mathcal{G} is the map defined in (44). The implicit function theorem implies that $b(x_1, \dots, x_n, \theta)$ is continuously differentiable. \square

Appendix C: Proofs of Results

This section contains the proofs of the main results from the body of the paper, as well as some auxiliary results that are needed along the way.

C.1. Proofs from Section 3

First we have the following regarding the convergence of ε -sensitivity to sensitivity.

Proof of Proposition 3.5. By assumption, $\nabla^2 T_n$ is continuous and compactly supported; thus there exists a constant $C > 0$ such that Taylor's theorem yields

$$\left| T_n(X'_1, \dots, X'_n) - T_n(X_1, \dots, X_n) - (\nabla T_n(X_1, \dots, X_n))^\top (\xi_1, \dots, \xi_n) \right| \leq C \sum_{i=1}^n \|\xi_i\|^2$$

almost surely. By squaring this and taking the expectation, we have

$$\mathbb{E}_P \left[\left| T_n(X'_1, \dots, X'_n) - T_n(X_1, \dots, X_n) - (\nabla T_n(X_1, \dots, X_n))^\top (\xi_1, \dots, \xi_n) \right|^2 \right] \leq Cdn(n+2)\varepsilon^4 \quad (45)$$

for all $\varepsilon > 0$, so rescaling and taking the limit as $\varepsilon \rightarrow 0$ reveals that the random variables

$$\frac{T_n(X'_1, \dots, X'_n) - T_n(X_1, \dots, X_n)}{\varepsilon} \quad \text{and} \quad \frac{(\nabla T_n(X_1, \dots, X_n))^\top (\xi_1, \dots, \xi_n)}{\varepsilon}$$

possess the same limit in $L_P^2(\Omega; \mathbb{R})$. Thus, it suffices to show that the $L_P^2(\Omega; \mathbb{R})$ norm of the latter converges to $\mathbb{S}_P(T_n)$, which can be done as follows:

$$\begin{aligned} & \mathbb{E}_P \left[\left| \frac{(\nabla T_n(X_1, \dots, X_n))^\top (\xi_1, \dots, \xi_n)}{\varepsilon} \right|^2 \right] \\ &= \mathbb{E}_P \left[\mathbb{E} \left[\left| \frac{(\nabla T_n(X_1, \dots, X_n))^\top (\xi_1, \dots, \xi_n)}{\varepsilon} \right|^2 \middle| X_1, \dots, X_n \right] \right] \\ &= \mathbb{E}_P [\|\nabla T_n(X_1, \dots, X_n)\|^2], \end{aligned}$$

where we used the tower property and the fact $\mathbb{E}[v^\top (\xi_1, \dots, \xi_n)] = \varepsilon^2 \|v\|^2$ for all $v \in \mathbb{R}^n$. \square

C.2. Proofs from Section 4

Next we turn to the proof of the Wasserstein-Cramér-Rao lower bound.

Proof of Theorem 4.8. Fix $\theta \in \Theta$, and let us show (23) holds at θ . To do this, note that Θ being open implies that there exists some $r > 0$ such that $B_r(0) \subseteq \{h \in \mathbb{R}^p : \theta + h \in \Theta\}$, where $B_r(0)$ is the open ball of radius r centered at 0. Then set

$$B_\theta := \left\{ h \in B_r(0) : \int_0^1 \mathbb{E}_{\theta+th} [\|DT_n(X_1, \dots, X_n)\|^2] dt < \infty \right\}$$

and

$$C_\theta := \left\{ \lambda \in \mathbb{R}^k : \lambda^\top \mathbb{S}_\theta(T_n) \lambda \geq \frac{1}{n} \lambda^\top (D\chi(\theta))^\top (J(\theta))^{-1} D\chi(\theta) \lambda \right\},$$

as well as the linear map $L_\theta : \mathbb{R}^k \rightarrow \mathbb{R}^p$ via $L_\theta \lambda := (J(\theta))^{-1} D\chi(\theta) \lambda$.

We claim that $L_\theta^{-1}(B_\theta) \subseteq C_\theta$. To see this, suppose $\lambda \in L_\theta^{-1}(B_\theta)$ so that $h := (J(\theta))^{-1} D\chi(\theta) \lambda \in B_\theta$. Then consider the path $\{P_{\theta+th}\}_{0 \leq t \leq 1}$ in \mathcal{P} , and use Lemma 4.5 to see that its potential $\phi : \mathbb{R}^d \rightarrow \mathbb{R}$ satisfies $\Phi_\theta h = \nabla \phi$. Also, the unbiasedness assumption on T_n implies

$$\mathbb{E}_{\theta+th} [\lambda^\top T_n(X_1, \dots, X_n)] = \lambda^\top \chi(\theta + th)$$

for all $0 \leq t \leq 1$; hence, the differentiability of χ implies

$$\frac{d}{dt} \mathbb{E}_{\theta+th} [\lambda^\top T_n(X_1, \dots, X_n)] = \lambda^\top (D\chi(\theta + th))^\top h$$

for all $0 \leq t \leq 1$. Now $h \in B_\theta$ implies that we can apply Theorem 3.6, yielding:

$$\mathbb{S}_{\theta+th}(\lambda^\top T_n) \geq \frac{1}{n} \cdot \frac{(\lambda^\top (D\chi(\theta + th))^\top h)^2}{\mathbb{E}_{\theta+th} [\|\Phi_{\theta+th}(x)h\|^2]} \quad (46)$$

for Lebesgue a.e. $0 \leq t \leq 1$. Next, straightforward calculations yield

$$\begin{aligned} \mathbb{S}_{\theta+th}(\lambda^\top T_n) &= \mathbb{E}_{\theta+th} [\|\nabla \lambda^\top T_n(X_1, \dots, X_n)\|^2] \\ &= \mathbb{E}_{\theta+th} [\|\lambda^\top (DT_n(X_1, \dots, X_n))^\top\|^2] \\ &= \mathbb{E}_{\theta+th} [\lambda^\top (DT_n(X_1, \dots, X_n))^\top DT_n(X_1, \dots, X_n) \lambda] \\ &= \lambda^\top \mathbb{S}_{\theta+th}(T_n) \lambda \end{aligned}$$

and

$$\begin{aligned} \mathbb{E}_{\theta+th} [\|\Phi_{\theta+th}(X)h\|^2] &= \mathbb{E}_{\theta+th} [h^\top (\Phi_{\theta+th}(X))^\top \Phi_{\theta+th}(X) h] \\ &= h^\top J(\theta + th) h, \end{aligned}$$

so the inequality (46) reads

$$\begin{aligned}\lambda^\top \mathbb{S}_{\theta+th}(T_n)\lambda &\geq \frac{1}{n} \cdot \frac{(\lambda^\top (D\chi(\theta+th))^\top h)^2}{h^\top J(\theta+th)h} \\ &= \frac{(\lambda^\top (D\chi(\theta+th))^\top (J(\theta))^{-1} D\chi(\theta)\lambda)^2}{n\lambda^\top (D\chi(\theta))^\top (J(\theta))^{-1} J(\theta+th)(J(\theta))^{-1} D\chi(\theta)\lambda}\end{aligned}\quad (47)$$

for Lebesgue a.e. $0 \leq t \leq 1$. Since a set of full Lebesgue measure is dense, we may take $t \rightarrow 0$ along a suitable subsequence in (47), and then apply the continuity from (i) and (ii) to get that the right side converges to

$$\frac{(\lambda^\top (D\chi(\theta))^\top (J(\theta))^{-1} D\chi(\theta)\lambda)^2}{n\lambda^\top (D\chi(\theta))^\top (J(\theta))^{-1} J(\theta)(J(\theta))^{-1} D\chi(\theta)\lambda} = \frac{1}{n} \lambda^\top (D\chi(\theta))^\top (J(\theta))^{-1} D\chi(\theta)\lambda. \quad (48)$$

Similarly, we use the continuity from (iii) to get that the left side of (47) converges to $\lambda^\top \mathbb{S}_\theta(T_n)\lambda$. Thus, (47) and (48) show $\lambda \in C_\theta$, hence $L_\theta^{-1}(B_\theta) \subseteq C_\theta$.

To finish the proof, note that condition (iv), after taking the sum over $i = 1, \dots, n$, shows that $B_r(0) \setminus B_\theta$ has zero Lebesgue measure in \mathbb{R}^p . Since $L_\theta : \mathbb{R}^k \rightarrow \mathbb{R}^p$ is injective by conditions (i) and (ii), it follows that $L_\theta^{-1}(B_r(0) \setminus B_\theta)$ has zero Lebesgue measure in \mathbb{R}^k . Combining this with $L_\theta^{-1}(B_\theta) \subseteq C_\theta$ from the previous paragraph shows that $\mathbb{R}^k \setminus C_\theta$ has zero Lebesgue measure. Finally, this implies that C_θ is dense in \mathbb{R}^k , so the continuity of quadratic forms implies $C_\theta = \mathbb{R}^k$. In other words, we have shown that (23) holds at θ , as needed. \square

C.3. Proofs from Section 5

Next we consider proofs of the results concerning exact sensitivity-efficiency in transport families. Along the way we will need the following result containing some basic calculations:

Lemma C.1. *Suppose that $\mathcal{P} = \{P_\theta : \theta \in \Theta\} \subseteq \mathcal{P}_{2,\text{ac}}(\mathbb{R}^d)$ for $\Theta \subseteq \mathbb{R}^p$ is a transport family with potential $\phi : \mathbb{R}^d \rightarrow \mathbb{R}^k$ and parameterization $\chi : \Theta \rightarrow \mathbb{R}^k$, and set $\Lambda(\theta) := \mathbb{E}_\theta[(D\phi(X))^\top D\phi(X)]$. Then:*

- (i) $J(\theta) = D\chi(\theta)(\Lambda(\theta))^{-1}(D\chi(\theta))^\top$ for all $\theta \in \Theta$.
- (ii) If $D\chi(\theta) \in \mathbb{R}^{p \times k}$ is injective and $J(\theta) \in \mathbb{R}^{p \times p}$ is invertible, then $\Lambda(\theta) = (D\chi(\theta))^\top (J(\theta))^{-1} D\chi(\theta)$.
- (iii) If Θ is connected, $\mathbb{E}_\theta[\|\phi(X)\|] < \infty$ for all $\theta \in \Theta$, and $\theta \mapsto \mathbb{E}_\theta[\|D\phi(X)\|^2]$ is locally Lebesgue integrable, then there exists some $v \in \mathbb{R}^k$ with

$$\mathbb{E}_\theta[\phi(X)] = \chi(\theta) + v$$

for Lebesgue a.e. $\theta \in \Theta$. If, in addition, $\theta \mapsto \mathbb{E}_\theta[\phi(X)]$ is continuous, the equality holds for all $\theta \in \Theta$.

Proof. Write Φ_θ for the transport linearization of \mathcal{P} . For property (i), we just use the given form of $\Phi_\theta(x)$ to compute

$$\begin{aligned}J(\theta) &= \mathbb{E}_\theta[(\Phi_\theta(X))^\top \Phi_\theta(X)] \\ &= \mathbb{E}_\theta[D\chi(\theta)(\Lambda(\theta))^{-1}(D\phi(X))^\top D\phi(X)(\Lambda(\theta))^{-1}(D\chi(\theta))^\top] \\ &= D\chi(\theta)(\Lambda(\theta))^{-1} \mathbb{E}_\theta[(D\phi(X))^\top D\phi(X)](\Lambda(\theta))^{-1}(D\chi(\theta))^\top \\ &= D\chi(\theta)(\Lambda(\theta))^{-1}(D\chi(\theta))^\top.\end{aligned}$$

For property (ii), suppose that $D\chi(\theta)$ is injective, and note that injectivity implies that $D\chi(\theta)$ possesses a left inverse, which we will denote by $(D\chi(\theta))^{-1}$. Since (i) implies that the range of $D\chi(\theta)$ contains the range of $J(\theta)$, we have the well-defined equation

$$(D\chi(\theta))^{-1} J(\theta) = (\Lambda(\theta))^{-1} (D\chi(\theta))^\top. \quad (49)$$

Multiplying on the left by $\Lambda(\theta)$ and on the right by $(J(\theta))^{-1}$, we get

$$\Lambda(\theta)(D\chi(\theta))^{-1} = (D\chi(\theta))^\top (J(\theta))^{-1}.$$

Finally, multiplying on the right by $D\chi(\theta)$ and recalling that $(D\chi(\theta))^{-1}$ was a left inverse for $D\chi(\theta)$ we obtain the desired identity for $\Lambda(\theta)$. For property (iii), define the function $F : \Theta \rightarrow \mathbb{R}^k$ via $F(\theta) := \mathbb{E}_\theta[\phi(X)]$. The assumptions allow us to combine Proposition 2.2 and [44, Theorem 11.45] to conclude that F is a Sobolev function and obtain a formula for its partial derivatives; in condensed notation, this yields

$$\begin{aligned} DF(\theta) &= \mathbb{E}_\theta [(\Phi_\theta(X))^\top D\phi(X)] \\ &= D\chi(\theta)(\Lambda(\theta))^{-1} \mathbb{E}_\theta [(D\phi(X))^\top D\phi(X)] \\ &= D\chi(\theta), \end{aligned} \tag{50}$$

for Lebesgue almost every $\theta \in \Theta$. Since χ was assumed to be locally Lipschitz, it is also a Sobolev function. This implies that the function $F - \chi$ is a Sobolev function whose partial derivatives are almost everywhere equal to zero. Since Θ was assumed to be connected, this implies that $F(\theta) - \chi(\theta)$ is equal to a constant vector v for Lebesgue almost every $\theta \in \Theta$. \square

Remark C.2 (ambiguity with additive constants). Since in a transport family $\mathcal{P} = \{P_\theta : \theta \in \Theta\}$ the potential ϕ only appears through its Jacobian $D\phi$, there is always some ambiguity about additive constants; this is the reason for the vector $v \in \mathbb{R}^k$ appearing in property (iii) of Lemma C.1 above, and the reason for various arbitrary additive constants appearing throughout Section 5.

Remark C.3. The additional hypothesis in statement (iii) above, requiring the continuity of $\theta \mapsto \mathbb{E}_\theta[\phi(X)]$, is easily established in many settings. For example, if $\|\phi(x)\| \lesssim \|x\|^2$ then the continuity follows by combining DWS with the characterization of the W_2 topology in terms of weak convergence plus convergence of moments. In some settings we do not have this growth bound (e.g., Example 5.9) but explicit calculations are available.

Proof of Theorem 5.6. We begin with claim (i). Indeed, under these assumptions, let T_n be given as above, and note that property (iii) of Lemma C.1 implies T_n is an unbiased estimator of $\chi(\theta) + v$ for some $v \in \mathbb{R}^k$. Next, we compute

$$D_{x_i} T_n(X_1, \dots, X_n) = \frac{1}{n} D\phi(X_i);$$

hence

$$\sum_{i=1}^n (D_{x_i} T_n(X_1, \dots, X_n))^\top D_{x_i} T_n(X_1, \dots, X_n) = \frac{1}{n^2} \sum_{i=1}^n (D\phi(X_i))^\top D\phi(X_i). \tag{51}$$

Then take the expectation of (51) with respect to P_θ and apply property (ii) of Lemma C.1 to get

$$\mathbb{S}_\theta(T_n) = \frac{1}{n} \mathbb{E}_\theta [(D\phi(X))^\top D\phi(X)] = \frac{1}{n} \Lambda(\theta) = \frac{1}{n} (D\chi(\theta))^\top (J(\theta))^{-1} D\chi(\theta).$$

This shows that T_n achieves the lower bound, hence it is sensitivity-efficient as claimed.

For claim (ii), suppose that T_n is an unbiased sensitivity-efficient estimator of $\chi(\theta)$. Then fix $n = 1$, and note that the only inequality appearing in the proof of Theorem 4.8 is Cauchy-Schwarz. Hence, we see that equality occurs if and only if there exists some $A(\theta) \in \mathbb{R}^{k \times p}$ for each $\theta \in \Theta$ such that we have

$$DT_1(x)A(\theta) = \Phi_\theta(x)$$

almost surely under P_θ . Observe that $A(\theta)$ must be injective, since otherwise $J(\theta) = (A(\theta))^\top \mathbb{S}_\theta(T_n) A(\theta)$ is not strictly positive-definite. Now let $\phi := T_1$, and set $\Lambda(\theta) := \mathbb{E}_\theta [(D\phi(X))^\top D\phi(X)]$ for $\theta \in \Theta$. We may compute the Wasserstein information of \mathcal{P} at θ to be

$$J(\theta) = (A(\theta))^\top \mathbb{E}_\theta [(D\phi(X))^\top D\phi(X)] A(\theta) = (A(\theta))^\top \Lambda(\theta) A(\theta).$$

Thus, the Wasserstein-Cramér-Rao lower bound reads

$$(D\chi(\theta))^\top (J(\theta))^{-1} D\chi(\theta) = (D\chi(\theta))^\top (A(\theta))^{-1} (\Lambda(\theta))^{-1} (A(\theta))^{-\top} D\chi(\theta). \tag{52}$$

Now, T_1 being efficient means that for each $\theta \in \Theta$ we may equate $\mathbb{S}_\theta(T_1) = \Lambda(\theta)$ with the right side of (52), yielding

$$\Lambda(\theta) = (D\chi(\theta))^\top (A(\theta))^{-1} (\Lambda(\theta))^{-1} (A(\theta))^{-\top} D\chi(\theta).$$

Since $D\chi(\theta)$ and $A(\theta)$ are both injective, this equation has unique solution given by

$$A(\theta) = (\Lambda(\theta))^{-1} (D\chi(\theta))^\top.$$

(The proof is identical to the proof of property (ii) of Lemma C.1.) Therefore, we have shown

$$\Phi_\theta(x) = D\phi(x)(\Lambda(\theta))^{-1} (D\chi(\theta))^\top$$

almost surely under P_θ . Hence \mathcal{P} is a transport family with parameterization χ . This finishes the proof. \square

C.4. Proofs from Section 6

Lastly, we prove our results concerning the Wasserstein projection estimator (WPE), mainly its asymptotic sensitivity-efficiency under some assumptions.

Proof of Lemma 6.8. Recall that we have

$$\mathbf{t}_{P_\theta \rightarrow P_{\theta+th}}(x) = F_{\theta+th}^{-1}(F_\theta(x)),$$

so we may compute

$$\begin{aligned} & \int_{\mathbb{R}} |\mathbf{t}_{P_\theta \rightarrow P_{\theta+th}}(x) - x - t\Phi_\theta(x)h|^2 dP_\theta(x) \\ &= \int_{\mathbb{R}} |F_{\theta+th}^{-1}(F_\theta(x)) - F_\theta^{-1}(F_\theta(x)) - t\Phi_\theta(F_\theta^{-1}(F_\theta(x)))h|^2 dP_\theta(x) \\ &= \int_{\mathbb{R}} |F_{\theta+th}^{-1}(u) - F_\theta^{-1}(u) - t\Phi_\theta(F_\theta^{-1}(u))h|^2 du. \end{aligned}$$

This means that the transport linearization, if it exists, must be given by

$$\Phi_\theta(F_\theta^{-1}(u)) = (\nabla_\theta F_\theta^{-1}(u))^\top$$

for Lebesgue a.e. $0 \leq u \leq 1$, hence

$$\Phi_\theta(x) = (\nabla_\theta F_\theta^{-1}(F_\theta(x)))^\top$$

for P_θ -a.e. $x \in \mathbb{R}$. In this case, we can compute the Wasserstein information matrix to be

$$J(\theta) = \int_{\mathbb{R}} \nabla_\theta F_\theta^{-1}(F_\theta(x)) (\nabla_\theta F_\theta^{-1}(F_\theta(x)))^\top dP_\theta(x) = \int_0^1 \nabla_\theta F_\theta^{-1}(u) (\nabla_\theta F_\theta^{-1}(u))^\top du,$$

as claimed. \square

Proof of Theorem 6.9. To begin, we let $x_1, \dots, x_n \in \mathbb{R}$ denote non-random points and we make some calculations. For convenience, let us adopt the notation $F_\theta(x) =: F(\theta, x)$ and $F_\theta^{-1}(u) =: H(\theta, u)$ for simplicity. Then define the function $G_n : \Theta \rightarrow \mathbb{R}$ via

$$G_n(\theta) = W_2^2(P_\theta, \bar{P}_n) = \int_0^1 |H(\theta, u) - \bar{F}_n^{-1}(u)|^2 du, \quad (53)$$

where \bar{F}_n^{-1} is the quantile function of the measure $\bar{P}_n := \frac{1}{n} \sum_{i=1}^n \delta_{x_i}$, i.e., the empirical measure of (non-random) points $x_1, \dots, x_n \in \mathbb{R}$. By $T_n^{\text{WPE}}(x_1, \dots, x_n)$ we thus just mean a global minimizer of G_n . Writing $\hat{\theta}_n = T_n^{\text{WPE}}$ for convenience, we see that

$$\nabla_\theta G_n(\theta) = 2 \int_0^1 (H(\theta, u) - \bar{F}_n^{-1}(u)) \nabla_\theta H(\theta, u) du$$

which implies

$$\int_0^1 \left(H(\hat{\theta}_n, u) - \bar{F}_n^{-1}(u) \right) \nabla_\theta H(\hat{\theta}_n, u) du = 0. \quad (54)$$

Now we differentiate (54) with respect to x_i for $1 \leq i \leq n$, assuming that the values x_1, \dots, x_n are distinct (This will be satisfied almost surely when we consider the random inputs X_1, \dots, X_n since these are i.i.d. samples from a distribution which is absolutely continuous with respect to the Lebesgue measure.) If we write τ for the permutation of $\{1, \dots, n\}$ which sorts x_1, \dots, x_n into increasing order, then we have

$$\begin{aligned} \int_0^1 \left(\left(\nabla_\theta H(\hat{\theta}_n, u) \right)^\top \frac{\partial \hat{\theta}_n}{\partial x_i} - \mathbf{1} \left\{ \frac{\tau(i) - 1}{n} \leq u < \frac{\tau(i)}{n} \right\} \right) \nabla_\theta H(\hat{\theta}_n, u) du \\ + \int_0^1 \left(H(\hat{\theta}_n, u) - \bar{F}_n^{-1}(u) \right) \nabla_\theta^2 H(\hat{\theta}_n, u) \frac{\partial \hat{\theta}_n}{\partial x_i} du = 0. \end{aligned} \quad (55)$$

Now write

$$\hat{M}_n := \left(\int_0^1 \nabla_\theta H(\hat{\theta}_n, u) (\nabla_\theta H(\hat{\theta}_n, u))^\top du + \int_0^1 \left(H(\hat{\theta}_n, u) - \bar{F}_n^{-1}(u) \right) \nabla_\theta^2 H(\hat{\theta}_n, u) du \right)$$

so that (55) rearranges to

$$\frac{\partial \hat{\theta}_n}{\partial x_i} = \hat{M}_n^{-1} \int_{\frac{\tau(i)-1}{n}}^{\frac{\tau(i)}{n}} \nabla_\theta H(\hat{\theta}_n, u) du.$$

Then by taking the outer product, summing over $1 \leq i \leq n$, and scaling by n , we get

$$\begin{aligned} n \sum_{i=1}^n \left(\frac{\partial \hat{\theta}_n}{\partial x_i} \right) \left(\frac{\partial \hat{\theta}_n}{\partial x_i} \right)^\top &= \hat{M}_n^{-1} n \sum_{i=1}^n \left(\int_{\frac{\tau(i)-1}{n}}^{\frac{\tau(i)}{n}} \nabla_\theta H(\hat{\theta}_n, u) du \right) \left(\int_{\frac{\tau(i)-1}{n}}^{\frac{\tau(i)}{n}} \nabla_\theta H(\hat{\theta}_n, u) du \right)^\top \hat{M}_n^{-1} \\ &= \hat{M}_n^{-1} n \sum_{i=1}^n \left(\int_{\frac{i-1}{n}}^{\frac{i}{n}} \nabla_\theta H(\hat{\theta}_n, u) du \right) \left(\int_{\frac{i-1}{n}}^{\frac{i}{n}} \nabla_\theta H(\hat{\theta}_n, u) du \right)^\top \hat{M}_n^{-1}. \end{aligned} \quad (56)$$

Notice that the permutation τ disappears in the second equality, hence this identity holds as long as x_1, \dots, x_n are distinct.

Now we return to the setting that X_1, \dots, X_n are i.i.d. samples from P_θ for some fixed $\theta \in \Theta$, and we consider the asymptotics of (56) as $n \rightarrow \infty$. First, we claim that $\hat{M}_n \rightarrow J(\theta)$ almost surely as $n \rightarrow \infty$, under P_θ . To see this, note that the consistency of WPE, assumption (i), and Lemma 6.8 imply that

$$\int_0^1 \nabla_\theta H(\hat{\theta}_n, u) (\nabla_\theta H(\hat{\theta}_n, u))^\top du \rightarrow \int_0^1 \nabla_\theta H(\theta, u) (\nabla_\theta H(\theta, u))^\top du = J(\theta)$$

holds almost surely under P_θ . Also, empirical quantile consistency almost surely (say, in $L^2([0, 1])$) and assumption (ii) imply

$$\int_0^1 \left(H(\hat{\theta}_n, u) - \bar{F}_n^{-1}(u) \right) \nabla_\theta^2 H(\hat{\theta}_n, u) du \rightarrow 0$$

almost surely under P_θ . Thus, we have $\hat{M}_n \rightarrow J(\theta)$ almost surely, as claimed.

Lastly, we claim that

$$n \sum_{i=1}^n \left(\int_{\frac{i-1}{n}}^{\frac{i}{n}} \nabla_\theta H(\hat{\theta}_n, u) du \right) \left(\int_{\frac{i-1}{n}}^{\frac{i}{n}} \nabla_\theta H(\hat{\theta}_n, u) du \right)^\top \rightarrow \int_0^1 \nabla_\theta H(\theta, u) (\nabla_\theta H(\theta, u))^\top du, \quad (57)$$

holds in probability under P_θ ; by Lemma 6.8 again, the right side is equal to $J(\theta)$. To see this, let us write $P_n : L^2([0, 1]; \mathbb{R}^{p \times p}) \rightarrow L^2([0, 1]; \mathbb{R}^{p \times p})$ for the linear operator of conditional expectation with respect to the σ -algebra generated by the partition $\{0, 1/n, 2/n, \dots, 1\}$. Since these σ -algebras are not nested, we do not have

the property that $\{P_n\}_{n \in \mathbb{N}}$ converges to the identity map in the strong operator topology, meaning $P_n f \rightarrow f$ in norm for each $f \in L^2([0, 1]; \mathbb{R}^{p \times p})$; rather, each subsequence of $\{P_n\}_{n \in \mathbb{N}}$ admits a further subsequence that converges to the identity map in the strong operator topology. As $\{P_n\}_{n \in \mathbb{N}}$ are uniformly continuous, it follows that, if $f_n \rightarrow f$ in norm, then every subsequence of $\{P_n f_n\}_{n \in \mathbb{N}}$ admits a further subsequence converging to f . Using this fact, it follows that (57) holds in probability; we have

$$(P_n f)(u) := n \int_{\frac{i-1}{n}}^{\frac{i}{n}} f(x) dx \quad \text{where} \quad \frac{i-1}{n} \leq u < \frac{i}{n},$$

we set $f_n := \nabla H(\hat{\theta}_n, \cdot)$ for each $n \in \mathbb{N}$, and we recall that a sequence of random variables converges in probability if and only if each subsequence admits a further subsequence converging in probability. Finally, Lemma 6.8 implies that the right side of (57) equals $J(\theta)$, so we have shown

$$n \sum_{i=1}^n \left(\frac{\partial \hat{\theta}_n}{\partial x_i} \right) \left(\frac{\partial \hat{\theta}_n}{\partial x_i} \right)^\top \rightarrow (J(\theta))^{-1} J(\theta) (J(\theta))^{-1} = (J(\theta))^{-1}$$

in probability under P_θ , as needed. \square

Proof of Theorem 6.12. For convenience, write $\hat{\theta}_n := T_n^{\text{WPE}}(X_1, \dots, X_n)$. As in the proof of Theorem 6.9, the function G_n defined in (53) has gradient

$$\nabla_\theta G_n(\theta) = \int_0^1 (F_\theta^{-1} H(u) - \bar{F}_n^{-1}(u)) \nabla_\theta F_\theta^{-1}(u) du,$$

hence its Hessian is

$$\begin{aligned} \nabla_\theta^2 G_n(\theta) &= \int_0^1 \nabla_\theta F_\theta^{-1}(u) (\nabla_\theta F_\theta^{-1}(u))^\top du + \int_0^1 (F_\theta^{-1}(u) - \bar{F}_n^{-1}(u)) \nabla_\theta^2 F_\theta^{-1}(u) du, \\ &= J(\theta) + \int_0^1 (F_\theta^{-1}(u) - \bar{F}_n^{-1}(u)) \nabla_\theta^2 F_\theta^{-1}(u) du \end{aligned}$$

where we used Lemma 6.8 in the second equality. Now we consider a Taylor expansion of $\nabla_\theta G_n$ around θ^* to get the bound

$$\nabla_\theta G_n(\hat{\theta}_n) = \nabla_\theta G_n(\theta^*) + \nabla_\theta^2 G_n(\hat{\theta}_n)(\hat{\theta}_n - \theta^*) + o_{\mathbb{P}_\theta}(\|\hat{\theta}_n - \theta^*\|).$$

Since $\hat{\theta}_n$ satisfies $\nabla_\theta G_n(\hat{\theta}_n) = 0$, it follows that $\sqrt{n}(\hat{\theta}_n - \theta^*)$ has the same asymptotic distribution as

$$- \left(\nabla_\theta^2 G_n(\hat{\theta}_n) \right)^{-1} \nabla_\theta G_n(\theta^*).$$

To find this asymptotic distribution, we first note that, under our assumptions, we have

$$\nabla_\theta^2 G_n(\theta^*) \rightarrow J(\theta^*)$$

almost surely under \mathbb{P}_{θ^*} as $n \rightarrow \infty$. Second, note that the functional central limit theorem for quantiles (see [20, Theorem 4.6]) implies

$$\begin{aligned} \sqrt{n} \nabla_\theta G_n(\theta^*) &= \sqrt{n} \int_0^1 (F_{\theta^*}^{-1}(u) - \bar{F}_n^{-1}(u)) \nabla_\theta F_{\theta^*}^{-1}(u) du \\ &\rightarrow \int_0^1 \frac{B(u)}{p_{\theta^*}(F_{\theta^*}^{-1}(u))} \nabla_\theta F_{\theta^*}^{-1}(u) du, \end{aligned}$$

in distribution under \mathbb{P}_{θ^*} as $n \rightarrow \infty$, where $\{B(u)\}_{0 \leq u \leq 1}$ is a standard Brownian bridge. Combining the two observations above with Slutsky's theorem implies desired result. \square

The following result is well-known and a statement in a classical smooth setting can be found in [24, Theorem 6 in Appendix C.4].

Lemma C.4 (differentiation formula for moving regions). *Let $S \subseteq \mathbb{R}^d$ be a bounded set with a piecewise smooth boundary ∂S , and let $\{S(t)\}_{t \in (-\varepsilon, \varepsilon)}$ be a one-parameter family of sets obtained as $S(t) = \gamma(t, S)$ where $\gamma : (-\varepsilon, \varepsilon) \times \mathbb{R}^d \mapsto \mathbb{R}^d$ is a differentiable function such that $\gamma(t, \cdot)$ is a bijection for all $t \in (-\varepsilon, \varepsilon)$ and $\gamma(0, x) = x$ for all $x \in \mathbb{R}^d$. If $f = f(t, x)$ is a continuous and piecewise smooth function, then*

$$\frac{d}{dt} \int_{S(t)} f(x) dx = \int_{S(t)} \frac{\partial}{\partial t} f(t, x) dx + \int_{\partial S(t)} f(t, x) v_t(x) \cdot \vec{n}_t(x) d\mathcal{H}^{d-1}(x) \quad (58)$$

where v_t is the velocity of the moving boundary $\partial S(t)$ and \vec{n}_t is the outward pointing unit normal to the boundary of $S(t)$.

Proof of Proposition 6.15. First we show (35). To do this, observe that

$$\begin{aligned} \nabla_{x_i} W_2^2(P_\theta, \bar{P}_n) &= \nabla_{x_i} \left(\sum_{j=1}^n \int_{V_j(\theta)} \|x_j - x\|^2 p_\theta(x) dx \right) \\ &= \nabla_{x_i} \left(\sum_{j=1}^n \int_{V_j(\theta)} (\|x_j - x\|^2 - b_j) p_\theta(x) dx \right), \end{aligned}$$

thanks to the fact that $\sum_{j=1}^n b_j = 0$ and that $\int_{V_j(\theta)} p_\theta(x) dx = \frac{1}{n}$. From the above and Lemma C.4, we see that

$$\begin{aligned} \nabla_{x_i} \left(\sum_{j=1}^n \int_{V_j(\theta)} (\|x_j - x\|^2 - b_j) p_\theta(x) dx \right) &= \sum_{j=1}^n \int_{V_j(\theta)} \nabla_{x_i} (\|x - x_j\|^2 - b_j) p_\theta(x) dx \\ &= \int_{V_i(\theta)} 2(x_i - x) p_\theta(x) dx, \end{aligned}$$

where we observe that the boundary terms coming from the differentiation formula for moving regions cancel out in pairs, given that for $i \sim j$ we have (33) and the outer normal of V_i along Γ_{ij} is equal to the negative of the outer normal of V_j along Γ_{ij} . Therefore,

$$\nabla_{x_i} W_2^2(P_\theta, \bar{P}_n) = \int_{V_i(\theta)} 2(x_i - x) p_\theta(x) dx. \quad (59)$$

From (59) we thus obtain

$$\begin{aligned} \frac{\partial}{\partial \theta} \nabla_{x_i} W_2^2(P_\theta, \bar{P}_n) &= \frac{\partial}{\partial \theta} \int_{V_i(\theta)} 2(x_i - x) p_\theta(x) dx \\ &= \int_{V_i(\theta)} 2(x_i - x) \frac{\partial p_\theta}{\partial \theta} dx + 2 \int_{\partial V_i(\theta)} (x_i - x) (u_\theta(x))^\top \vec{n}(x) p_\theta(x) d\mathcal{H}^{d-1}(x), \end{aligned} \quad (60)$$

where in the last line we used again the differentiation formula for moving regions; in the above, u_θ is the velocity (at θ) of the boundary $\partial V_i(\theta)$ as θ changes, and \vec{n} represents the outer unit normal to $\partial V_i(\theta)$. In order to develop the right hand side of (60), we first claim that

$$(u_\theta(x))^\top \vec{n}(x) = -\frac{1}{2} \frac{\frac{\partial b_j}{\partial \theta} - \frac{\partial b_i}{\partial \theta}}{\|x_i - x_j\|} \quad (61)$$

for all $x \in \Gamma_{ij}$. To see this, consider a point $x(\theta) \in \Gamma_{ij}(\theta)$ traveling as the boundary Γ_{ij} changes with θ . By the definition of $\Gamma_{ij}(\theta)$ in equation (34), we must have

$$0 = 2(x(\theta))^\top (x_j - x_i) + \|x_i\|^2 - \|x_j\|^2 + b_j - b_i.$$

Differentiating both sides of the above equation with respect to θ and using the fact that $\vec{n}(x) = (x_j - x_i)/\|x_j - x_i\|$ for all $x \in \Gamma_{ij}$, we obtain (61). With identity (61) in hand, we can rewrite (60) as

$$\frac{\partial}{\partial \theta} \nabla_{x_i} W_2^2(P_\theta, \bar{P}_n) = 2 \int_{V_i(\theta)} (x_i - x) \frac{\partial p_\theta}{\partial \theta} dx - \sum_{j \sim i} \int_{\Gamma_{ij}} (x_i - x) \frac{\frac{\partial b_j}{\partial \theta} - \frac{\partial b_i}{\partial \theta}}{\|x_i - x_j\|} p_\theta(x) d\mathcal{H}^{d-1}(x).$$

On the other hand, the continuity equation in strong form (which holds under Assumption 6.14) and the divergence theorem allow us to rewrite the first term on the right hand side of the above expression as

$$\begin{aligned} 2 \int_{V_i(\theta)} (x_i - x) \frac{\partial p_\theta}{\partial \theta} dx &= -2 \int_{V_i(\theta)} (x_i - x) \operatorname{div}(\Phi_\theta p_\theta) dx \\ &= -2 \int_{V_i(\theta)} \Phi_\theta(x) p_\theta(x) dx + 2 \int_{\partial V_i(\theta)} (x - x_i) (\Phi_\theta(x))^\top \vec{n}(x) p_\theta(x) d\mathcal{H}^{d-1}(x) \\ &= -2 \int_{V_i(\theta)} \Phi_\theta(x) p_\theta(x) dx + 2 \sum_{j \sim i} \int_{\Gamma_{ij}} (x - x_i) (\Phi_\theta(x))^\top \frac{x_j - x_i}{\|x_j - x_i\|} p_\theta(x) d\mathcal{H}^{d-1}(x). \end{aligned}$$

Combining the two previous displays, we deduce that $\frac{\partial}{\partial \theta} \nabla_{x_i} W_2^2(P_\theta, \bar{P}_n)$ is equal to the right hand side of (35) and in particular is continuous in all its arguments. Similarly, a direct computation reveals that $\nabla_{x_i} \frac{\partial}{\partial \theta} W_2^2(P_\theta, \bar{P}_n)$ is continuous in all its arguments (although the expression obtained from a direct computation is less interpretable), so Clairaut's theorem implies $\nabla_{x_i} \frac{\partial}{\partial \theta} W_2^2(P_\theta, \bar{P}_n) = \frac{\partial}{\partial \theta} \nabla_{x_i} W_2^2(P_\theta, \bar{P}_n)$, whence (35).

Second, we show equation (36). Towards this end, observe that

$$\frac{\partial}{\partial \theta} W_2^2(P_\theta, \bar{P}_n) = \int_{\mathbb{R}^d} \psi_{P_\theta \rightarrow \bar{P}_n}(x) \frac{\partial p_\theta}{\partial \theta}(x) dx,$$

which is derived similarly to the formula for $\nabla_{x_i} W_2^2(P_\theta, \bar{P}_n)$ at the beginning of the proof the previous part. Differentiating the above expression with the aid of the differentiation formula for moving regions we deduce (36). \square

Remark C.5. In [14, Section 3], the authors present a similar analysis to obtain formulas for the second derivatives of the squared-Wasserstein distance between a parameterized measure and an empirical measure. Details are presented in a two-dimensional setting.

Proof of Theorem 6.16. Because of Assumption 6.14, we may apply Proposition 6.15 to see that (30) holds, i.e. the function $\mathcal{L}(x_1, \dots, x_n, \theta) = W_2^2(P_\theta, n^{-1} \sum_{i=1}^n \delta_{x_i})$ satisfies

$$\begin{aligned} &n \sum_{i=1}^n \left\| \nabla_{x_i} \hat{\theta}_n(X_1, \dots, X_n) \right\|^2 \\ &= \left(\frac{\partial^2}{\partial \theta^2} \mathcal{L}(X_1, \dots, X_n, \hat{\theta}_n) \right)^{-2} \frac{1}{n} \sum_{i=1}^n \left\| n \nabla_{x_i} \frac{\partial}{\partial \theta} \mathcal{L}(X_1, \dots, X_n, \hat{\theta}_n) \right\|^2. \end{aligned}$$

(Recall that we previously stated it only as a heuristic calculation.) We will handle the convergence of each term separately.

First, we consider the summation. Use (35) to divide it into a “bulk” and “error” term

$$\frac{1}{n} \sum_{i=1}^n \left\| n \nabla_{x_i} \frac{\partial}{\partial \theta} \mathcal{L}(X_1, \dots, X_n, \hat{\theta}_n) \right\|^2 = \mathfrak{B}_n + \mathfrak{E}_n,$$

where

$$\begin{aligned} \mathfrak{B}_n &:= \frac{1}{n} \sum_{i=1}^n \left\| n \int_{V_i} \Phi_{\hat{\theta}_n}(x) p_{\hat{\theta}_n}(x) dx \right\|^2, \quad \text{and} \\ \mathfrak{E}_n &:= \frac{1}{n} \sum_{i=1}^n \left\| n \sum_{j \sim i} \int_{\Gamma_{ij}} \left(2(\Phi_{\hat{\theta}_n}(x))^\top (X_j - X_i) + \left(\frac{\partial b_j}{\partial \theta} - \frac{\partial b_i}{\partial \theta} \right) \right) \frac{x - X_i}{\|X_i - X_j\|} p_{\hat{\theta}_n}(x) d\mathcal{H}^{d-1}(x) \right\|^2. \end{aligned}$$

We have $\mathfrak{B}_n \rightarrow J(\theta^*)$ in probability, following the same reasoning as Theorem 6.9 for the case $d = 1$, using the asymptotic consistency of $\hat{\theta}_n$ and the assumed regularity of the map $(x, \theta) \mapsto (p_\theta(x), \Phi_\theta(x))$. For the error term, write R_n for the error appearing in condition (i) of the theorem, and use (32) to compute

$$\begin{aligned} \frac{\partial b_j}{\partial \theta} - \frac{\partial b_i}{\partial \theta} &= \frac{\partial}{\partial \theta} \psi_{P_\theta \rightarrow \bar{P}_n}^c(X_j) - \frac{\partial}{\partial \theta} \psi_{P_\theta \rightarrow \bar{P}_n}^c(X_i) \\ &= \int_0^1 \left(\nabla_x \frac{\partial}{\partial \theta} \psi_{P_\theta \rightarrow \bar{P}_n}^c((1-t)X_i + tX_j) \right)^\top (X_j - X_i) dt \\ &= \int_0^1 \left(\nabla_x \frac{\partial}{\partial \theta} \psi_{P_\theta \rightarrow P_{\theta^*}}^c((1-t)X_i + tX_j) \right)^\top (X_j - X_i) dt + R_n \|X_i - X_j\|. \end{aligned}$$

We can further manipulate first term on the right side, using (42) and Lemma B.1:

$$\begin{aligned} &\int_0^1 \left(\nabla_x \frac{\partial}{\partial \theta} \psi_{P_\theta \rightarrow P_{\theta^*}}^c((1-t)X_i + tX_j) \right)^\top (X_j - X_i) dt \\ &= \int_0^1 \left(\frac{\partial}{\partial \theta} \nabla_x \psi_{P_\theta \rightarrow P_{\theta^*}}^c((1-t)X_i + tX_j) \right)^\top (X_j - X_i) dt \\ &= - \int_0^1 \left(\frac{\partial}{\partial \theta} (2\mathbf{t}_{P_{\theta^*} \rightarrow P_\theta}((1-t)X_i + tX_j) - 2((1-t)X_i + tX_j)) \right)^\top (X_j - X_i) dt \\ &= -2 \int_0^1 \left(\frac{\partial}{\partial \theta} \mathbf{t}_{P_{\theta^*} \rightarrow P_\theta}((1-t)X_i + tX_j) \right)^\top (X_j - X_i) dt + O(\|X_j - X_i\|^2). \end{aligned}$$

When $\theta = \hat{\theta}_n$, we can use the smoothness of part (iii) of Assumption 6.14 to further write

$$\begin{aligned} &-2 \int_0^1 \left(\frac{\partial}{\partial \theta} \mathbf{t}_{P_{\theta^*} \rightarrow P_{\hat{\theta}_n}}((1-t)X_i + tX_j) \right)^\top (X_j - X_i) dt \\ &= -2 \int_0^1 (\Phi_{\theta^*}((1-t)X_i + tX_j))^\top (X_j - X_i) dt + O(\|\hat{\theta}_n - \theta^*\| \cdot \|X_i - X_j\|) \\ &= -2(\Phi_{\theta^*}(X_i))^\top (X_j - X_i) + O\left((\|\hat{\theta}_n - \theta^*\| + \|X_i - X_j\|)\|X_i - X_j\|\right). \end{aligned}$$

Combining the three previous displays yields

$$\frac{\partial b_j}{\partial \theta} - \frac{\partial b_i}{\partial \theta} = -2(\Phi_{\theta^*}(X_i))^\top (X_j - X_i) + O\left((R_n + \|\hat{\theta}_n - \theta^*\| + \|X_i - X_j\|)\|X_i - X_j\|\right),$$

so plugging in to the definition of \mathfrak{E}_n shows

$$\begin{aligned} \mathfrak{E}_n &= \frac{1}{n} \sum_{i=1}^n \left\| n \sum_{j \sim i} \int_{\Gamma_{ij}} \left(O\left(R_n + \|\hat{\theta}_n - \theta^*\| + \|X_i - X_j\|\right) \right) (x - X_i) p_{\hat{\theta}_n}(x) d\mathcal{H}^{d-1}(x) \right\|^2 \\ &= O\left((R_n + \|\hat{\theta}_n - \theta^*\|)^2 \frac{1}{n} \sum_{i=1}^n \left\| n \sum_{j \sim i} \int_{\Gamma_{ij}} (x - X_i) p_{\hat{\theta}_n}(x) d\mathcal{H}^{d-1}(x) \right\|^2 \right) \\ &\quad + O\left(\frac{1}{n} \sum_{i=1}^n \left\| n \sum_{j \sim i} \int_{\Gamma_{ij}} \|X_i - X_j\| (x - X_i) p_{\hat{\theta}_n}(x) d\mathcal{H}^{d-1}(x) \right\|^2 \right). \end{aligned}$$

Now we can show that both of these terms vanish. For the first term, simply bound

$$\begin{aligned}
& O \left((R_n + \|\hat{\theta}_n - \theta^*\|)^2 \frac{1}{n} \sum_{i=1}^n \left\| n \sum_{j \sim i} \int_{\Gamma_{ij}} (x - X_i) p_{\hat{\theta}_n}(x) d\mathcal{H}^{d-1}(x) \right\|^2 \right) \\
&= O \left((R_n + \|\hat{\theta}_n - \theta^*\|)^2 \frac{1}{n} \sum_{i=1}^n \left(n \int_{\partial V_i} \|x - X_i\| p_{\hat{\theta}_n}(x) d\mathcal{H}^{d-1}(x) \right)^2 \right) \\
&= O(R_n + \|\hat{\theta}_n - \theta^*\|)^2 \cdot O \left(\frac{1}{n} \sum_{i=1}^n \left(n \int_{\partial V_i} \|x - X_i\| p_{\hat{\theta}_n}(x) d\mathcal{H}^{d-1}(x) \right)^2 \right),
\end{aligned}$$

which vanishes in probability by assumption. For the second term, set $D_n := \max \{\|X_i - X_j\| : i \sim j\}$ which vanishes in probability since U is bounded and connected and $\{p_\theta\}_{\theta \in \Theta}$ are uniformly bounded from below; then we have

$$\begin{aligned}
& O \left(\frac{1}{n} \sum_{i=1}^n \left\| n \sum_{j \sim i} \int_{\Gamma_{ij}} \|X_i - X_j\| (x - X_i) p_{\hat{\theta}_n}(x) d\mathcal{H}^{d-1}(x) \right\|^2 \right) \\
&= O(D_n) \cdot O \left(\frac{1}{n} \sum_{i=1}^n \left\| n \sum_{j \sim i} \int_{\Gamma_{ij}} (x - X_i) p_{\hat{\theta}_n}(x) d\mathcal{H}^{d-1}(x) \right\|^2 \right) \\
&= O(D_n) \cdot O \left(\frac{1}{n} \sum_{i=1}^n \left(n \int_{\partial V_i} \|x - X_i\| p_{\hat{\theta}_n}(x) d\mathcal{H}^{d-1}(x) \right)^2 \right)
\end{aligned}$$

which vanishes in probability. Therefore, we conclude

$$\frac{1}{n} \sum_{i=1}^n \left\| n \nabla_{x_i} \frac{\partial}{\partial \theta} \mathcal{L}(X_1, \dots, X_n, \hat{\theta}_n) \right\|^2 \rightarrow 4J(\theta^*)$$

in probability as $n \rightarrow \infty$.

On the other hand, equation (36) and condition (i) imply that $\frac{\partial^2}{\partial \theta^2} \mathcal{L}(X_1, \dots, X_n, \hat{\theta}_n)$ converges in probability to

$$\left(\int_{\mathbb{R}^d} \frac{\partial}{\partial \theta} \psi_{P_\theta \rightarrow P_{\theta^*}}(x) \frac{\partial}{\partial \theta} p_\theta(x) dx + \int_{\mathbb{R}^d} \psi_{P_\theta \rightarrow P_{\theta^*}}(x) \frac{\partial^2}{\partial \theta^2} p_\theta(x) dx \right) \Big|_{\theta=\theta^*}.$$

Now note that we have $\psi_{P_\theta \rightarrow P_{\theta^*}} \equiv 0$ and thus the above expression reduces to

$$\left(\int_{\mathbb{R}^d} \frac{\partial}{\partial \theta} \psi_{P_\theta \rightarrow P_{\theta^*}}(x) \frac{\partial}{\partial \theta} p_\theta(x) dx \right) \Big|_{\theta=\theta^*}.$$

Since Assumption 6.14 implies that we can apply the pointwise continuity equation and then the divergence theorem, we can use equation (42) to conclude

$$\begin{aligned}
\left(\int_{\mathbb{R}^d} \frac{\partial}{\partial \theta} \psi_{P_\theta \rightarrow P_{\theta^*}}(x) \frac{\partial}{\partial \theta} p_\theta(x) dx \right) \Big|_{\theta=\theta^*} &= \left(\int_{\mathbb{R}^d} \left(\nabla_x \frac{\partial}{\partial \theta} \psi_{P_\theta \rightarrow P_{\theta^*}}(x) \right)^\top \Phi_{\theta^*}(x) p_{\theta^*}(x) dx \right) \Big|_{\theta=\theta^*} \\
&= \left(\int_{\mathbb{R}^d} \left(\frac{\partial}{\partial \theta} \nabla_x \psi_{P_\theta \rightarrow P_{\theta^*}}(x) \right)^\top \Phi_{\theta^*}(x) p_{\theta^*}(x) dx \right) \Big|_{\theta=\theta^*} \\
&= 2 \int_{\mathbb{R}^d} |\Phi_{\theta^*}(x)|^2 p_{\theta^*}(x) dx = 2J(\theta^*).
\end{aligned}$$

Thus, we have $\frac{\partial^2}{\partial \theta^2} \mathcal{L}(X_1, \dots, X_n, \hat{\theta}_n) \rightarrow 2J(\theta^*)$ in probability.

Therefore, we have shown that the right-side of equation (30) converges to $(2J(\theta^*))^{-2} 4J(\theta^*) = (J(\theta^*))^{-1}$, and this finishes the proof. \square

Appendix D: Further Discussions from Section 6

In Remark 6.18 we showed that assumption (i) of Theorem 6.16 can be simplified in some concrete examples. Presently, we give the full calculations which show this.

First, we consider the case of a location family, as in Example 5.7, where we claim that we have

$$\nabla_x \frac{\partial}{\partial \theta} \psi_{P_\theta \rightarrow \bar{P}_n}^c(x) = \nabla_x \frac{\partial}{\partial \theta} \psi_{P_\theta \rightarrow P_{\theta^*}}^c(x) = -2I_d$$

To see this, note that the optimal transport map between P_θ and an arbitrary $Q \in \mathcal{P}_2(\mathbb{R}^d)$ can be written in terms of the transport map between P_0 and Q according to

$$\mathbf{t}_{P_\theta \rightarrow Q}(x) = \mathbf{t}_{P_0 \rightarrow Q}(x - \theta),$$

thanks to Brenier's theorem. From this identity and (42) in Appendix B, we have the following identity for the potentials:

$$\psi_{P_\theta \rightarrow Q}(x) = \psi_{P_0 \rightarrow Q}(x - \theta) + 2\theta \cdot (x - \theta) + C(\theta),$$

where $C(\cdot)$ is a function of θ . This implies

$$\psi_{P_\theta \rightarrow Q}^c(x) = \psi_{P_0 \rightarrow Q}^c(x) - 2\theta \cdot x + \tilde{C}(\theta),$$

so differentiating with respect to θ and then with respect to x yields

$$\nabla_x \nabla_\theta \psi_{P_\theta \rightarrow Q}^c(x) = -2I_d,$$

regardless of Q . Taking $Q = P_{\theta^*}$ and $Q = \bar{P}_n$ gives the result.

Second, we consider the case of a scale family, as in Example 5.8. We can write the optimal transport map between P_θ and an arbitrary $Q \in \mathcal{P}_2(\mathbb{R}^d)$ in terms of the transport map between P_0 and Q according to

$$\mathbf{t}_{P_\theta \rightarrow Q}(x) = \mathbf{t}_{P_1 \rightarrow Q}\left(\frac{x}{\theta}\right),$$

thanks to Brenier's theorem. This leads to

$$\psi_{P_\theta \rightarrow Q}^c(x) = (1 - \theta)\|x\|^2 + \theta \psi_{P_1 \rightarrow Q}^c(x) + C(\theta),$$

which in turn implies

$$\nabla_x \frac{\partial}{\partial \theta} \psi_{P_\theta \rightarrow Q}^c(x) = \nabla_x \psi_{P_1 \rightarrow Q}^c(x) - 2x.$$

In particular, we have shown

$$\nabla_x \frac{\partial}{\partial \theta} \psi_{P_\theta \rightarrow \bar{P}_n}^c(x) - \nabla_x \frac{\partial}{\partial \theta} \psi_{P_\theta \rightarrow P_{\theta^*}}^c(x) = \nabla_x \psi_{P_1 \rightarrow \bar{P}_n}^c(x) - \nabla_x \psi_{P_1 \rightarrow P_{\theta^*}}^c(x).$$

We see from the above that (i) in Theorem 6.16 reduces to the uniform consistency for the gradients of the potentials for the single model P_1 .

References

- [1] AMARI, S.-I. (1985). *Differential-geometrical methods in statistics. Lecture Notes in Statistics* **28**. Springer-Verlag, New York.
- [2] AMARI, S.-I. and MATSUDA, T. (2024). Information geometry of Wasserstein statistics on shapes and affine deformations. *Inf. Geom.* **7** 285–309.
- [3] AMBROSIO, L., GIGLI, N. and SAVARÉ, G. (2008). *Gradient flows in metric spaces and in the space of probability measures*, second ed. *Lectures in Mathematics ETH Zürich*. Birkhäuser Verlag, Basel.
- [4] AY, N. (2024). Information geometry of the Otto metric. *Inf. Geom.*

- [5] BALAKRISHNAN, S. and MANOLE, T. (2025). Stability Bounds for Smooth Optimal Transport Maps and their Statistical Implications. *arXiv preprint 2502.12326*.
- [6] BASSETTI, F., BODINI, A. and REGAZZINI, E. (2006). On minimum Kantorovich distance estimators. *Stat. Probab. Lett.* **76** 1298-1302.
- [7] BASU, A., SHIOYA, H. and PARK, C. (2011). *Statistical inference. Monographs on Statistics and Applied Probability* **120**. CRC Press, Boca Raton, FL The minimum distance approach.
- [8] BELILI, N., BENSÂÏ, A. and HEINICH, H. (1999). Estimation basée sur la fonctionnelle de Kantorovich et la distance de Lévy. *Comptes Rendus. Mathématique* **328** 423-426.
- [9] BERNTON, E., JACOB, P. E., GERBER, M. and ROBERT, C. P. (2019). On parameter estimation with the Wasserstein distance. *Inf. Inference* **8** 657-676.
- [10] BLANCHET, J., CUI, P., LI, J. and LIU, J. (2024). Stability evaluation through distributional perturbation analysis. In *Proceedings of the 41st International Conference on Machine Learning. ICML'24*. JMLR.org.
- [11] BLANCHET, J., LI, J., LIN, S. and ZHANG, X. (2024). Distributionally Robust Optimization and Robust Statistics.
- [12] BLANCHET, J. and MURTHY, K. (2019). Quantifying Distributional Model Risk via Optimal Transport. *Math. Oper. Res.* **44** 565–600.
- [13] BREZIS, H. (2011). *Functional analysis, Sobolev spaces and partial differential equations*. Universitext. Springer, New York.
- [14] CARLIER, G., GALICHON, A. and SANTAMBROGIO, F. (2010). From Knothe’s Transport to Brenier’s Map and a Continuation Method for Optimal Transport. *SIAM J. Math. Anal.* **41** 2554-2576.
- [15] CARROLL, R. J. and STEFANSKI, L. A. (1990). Approximate Quasi-likelihood Estimation in Models With Surrogate Predictors. *J. Amer. Stat. Assoc.* **85** 652–663.
- [16] COOK, J. R. and STEFANSKI, L. A. (1994). Simulation-Extrapolation Estimation in Parametric Measurement Error Models. *J. Amer. Stat. Assoc.* **89** 1314–1328.
- [17] DEB, N., GHOSAL, P. and SEN, B. (2021). Rates of Estimation of Optimal Transport Maps using Plug-in Estimators via Barycentric Projections. In *Advances in Neural Information Processing Systems* **34** 29736–29753.
- [18] DECHANT, A., SASA, S.-I. and ITO, S. (2022). Geometric decomposition of entropy production in out-of-equilibrium systems. *Phys. Rev. Res.* **4** L012034.
- [19] DECHANT, A., SASA, S.-I. and ITO, S. (2022). Geometric decomposition of entropy production into excess, housekeeping, and coupling parts. *Phys. Rev. E* **106** 024125.
- [20] DEL BARRIO, E., GINÉ, E. and UTZET, F. (2005). Asymptotics for L_2 functionals of the empirical quantile process, with applications to tests of fit based on weighted Wasserstein distances. *Bernoulli* **11**.
- [21] DELLACHERIE, C. and MEYER, P.-A. (1988). *Probabilities and potential. C. North-Holland Mathematics Studies* **151**. North-Holland Publishing Co., Amsterdam Potential theory for discrete and continuous semigroups, Translated from the French by J. Norris.
- [22] DUCHI, J. C., JORDAN, M. I. and WAINWRIGHT, M. J. (2013). Local Privacy and Statistical Minimax Rates. In *2013 IEEE 54th Annual Symposium on Foundations of Computer Science* 429-438.
- [23] EFRON, B. (2023). *Exponential families in theory and practice. Institute of Mathematical Statistics Textbooks* **16**. Cambridge University Press, New York.
- [24] EVANS, L. C. (2010). *Partial differential equations*. American Mathematical Society, Providence, R.I.
- [25] FREEDMAN, L. S., FAINBERG, V., KIPNIS, V., MIDTHUNE, D. and CARROLL, R. J. (2004). A New Method for Dealing with Measurement Error in Explanatory Variables of Regression Models. *Biometrics* **60** 172–181.
- [26] GAO, R. and KLEYWEGT, A. (2023). Distributionally Robust Stochastic Optimization with Wasserstein Distance. *Math. Oper. Res.* **48** 603–655.
- [27] GARCÍA TRILLOS, C. A. and GARCÍA TRILLOS, N. (2022). On the regularized risk of distributionally robust learning over deep neural networks. *Research in the Mathematical Sciences* **9**.
- [28] GONZÁLEZ-SANZ, A. and SHENG, S. (2024). Linearization of Monge-Ampère Equations and Statistical Applications. *arXiv preprint 2408.06534*.
- [29] GRANDVALET, Y., CANU, S. and BOUCHERON, S. (1997). Noise Injection: Theoretical Prospects. *Neural*

- Comput.* **9** 1093–1108.
- [30] GUNSILIUS, F. F. (2022). On the Convergence Rate of Potentials of Brenier Maps. *Economet. Theory* **38** 381–417.
 - [31] HUBER, P. J. and RONCHETTI, E. M. (2009). *Robust statistics*, second ed. *Wiley Series in Probability and Statistics*. John Wiley & Sons, Inc., Hoboken, NJ.
 - [32] HÜTTER, J.-C. and RIGOLLET, P. (2021). Minimax estimation of smooth optimal transport maps. *Ann. Statist.* **49** 1166 – 1194.
 - [33] IDRISSE, M. I., BOUSQUET, N., GAMBOA, F., IOOSS, B. and LOUBES, J.-M. (2024). Quantile-constrained Wasserstein projections for robust interpretability of numerical and machine learning models. *Electron. J. Stat* **18** 2721 – 2770.
 - [34] ITO, S. (2024). Geometric thermodynamics for the Fokker–Planck equation: stochastic thermodynamic links between information geometry and optimal transport. *Inf. Geom.* **7** 441–483.
 - [35] JOSHI, V. M. (1976). On the Attainment of the Cramer-Rao Lower Bound. *Ann. Statist.* **4** 998 – 1002.
 - [36] KASIVISWANATHAN, S. P., LEE, H. K., NISSIM, K., RASKHODNIKOVA, S. and SMITH, A. (2008). What Can We Learn Privately? In *2008 49th Annual IEEE Symposium on Foundations of Computer Science* 531–540.
 - [37] KASS, R. E. (1989). The geometry of asymptotic inference. *Statist. Sci.* **4** 188–234. With comments and a rejoinder by the author.
 - [38] KEENER, R. W. (2010). *Theoretical statistics. Springer Texts in Statistics*. Springer, New York Topics for a core course.
 - [39] KELLOGG, O. D. (1953). *Foundations of Potential Theory. Die Grundlehren der mathematischen Wissenschaften in Einzeldarstellungen*. Dover Publications.
 - [40] KHAN, G. and ZHANG, J. (2022). When optimal transport meets information geometry. *Inf. Geom.* **5** 47–78.
 - [41] LAUTENSACK, C. and ZUYEV, S. (2008). Random Laguerre Tessellations. *Advances in Applied Probability* **40** 630–650.
 - [42] LEE, J. M. (2013). *Introduction to smooth manifolds*, second ed. *Graduate Texts in Mathematics* **218**. Springer, New York.
 - [43] LEE, J. M. (2018). *Introduction to Riemannian manifolds*, second ed. *Graduate Texts in Mathematics* **176**. Springer, Cham.
 - [44] LEONI, G. (2017). *A first course in Sobolev spaces*, second ed. *Graduate Studies in Mathematics* **181**. American Mathematical Society, Providence, RI.
 - [45] LESMES, J. (1974). On the approximation of continuously differentiable functions in Hilbert spaces. *Rev. Colomb. Mat.* **8** 217–224.
 - [46] LI, W. and ZHAO, J. (2023). Wasserstein information matrix. *Inf. Geom.* **6** 203–255.
 - [47] LIM, C. and YU, B. (2016). Estimation Stability With Cross-Validation (ESCV). *J. Comput. Graph. Stat.* **25** 464–492.
 - [48] MIELKE, A. and ZHU, J.-J. (2025). Hellinger-Kantorovich Gradient Flows: Global Exponential Decay of Entropy Functionals. *arXiv preprint 2501.17049*.
 - [49] MOHAJERIN ESFAHANI, P. and KUHN, D. (2018). Data-driven distributionally robust optimization using the Wasserstein metric: performance guarantees and tractable reformulations. *Math. Program.* **171** 115–166.
 - [50] NAGLER, T. (2018). Asymptotic Analysis of the Jittering Kernel Density Estimator. *Math. Methods Stat.* **27** 32–46.
 - [51] NISHIMORI, H. and MATSUDA, T. (2025). On the attainment of the Wasserstein–Cramer–Rao lower bound. *arXiv preprint 2506.12732*.
 - [52] OLKIN, I. and PUKELSHEIM, F. (1982). The distance between two random vectors with given dispersion matrices. *Linear Algebra Appl.* **48** 257–263.
 - [53] POLYANSKIY, Y. and WU, Y. (2025). *Information Theory: From Coding to Learning*. Cambridge University Press.
 - [54] PONCE, A. C. (2004). A new approach to Sobolev spaces and connections to Γ -convergence. *Calc. Var. Partial Differ. Equ.s* **19** 229–255.
 - [55] PROLLA, J. B. and GUERREIRO, C. S. (1976). An extension of Nachbin’s theorem to differentiable

- functions on Banach spaces with the approximation property. *Ark. Mat.* **14** 251–258.
- [56] RADHAKRISHNA RAO, C. (1945). Information and the accuracy attainable in the estimation of statistical parameters. *Bull. Calcutta Math. Soc.* **37** 81–91.
 - [57] REDENBACH, C. and JUNG, C. (2025). *Random Tessellations: An Overview of Models In Stochastic Geometry: Percolation, Tessellations, Gaussian Fields and Point Processes* 35–80. Springer Nature Switzerland, Cham.
 - [58] SANTAMBROGIO, F. (2015). *Optimal Transport for Applied Mathematicians: Calculus of Variations, PDEs, and Modeling. Progress in Nonlinear Differential Equations and Their Applications*. Springer International Publishing.
 - [59] SI, N., BLANCHET, J., GHOSH, S. and SQUILLANTE, M. (2020). Quantifying the Empirical Wasserstein Distance to a Set of Measures: Beating the Curse of Dimensionality. In *Advances in Neural Information Processing Systems* (H. LAROCHELLE, M. RANZATO, R. HADSELL, M. F. BALCAN and H. LIN, eds.) **33** 21260–21270. Curran Associates, Inc.
 - [60] STAUDT, T., HUNDRIESER, S. and MUNK, A. (2022). On the Uniqueness of Kantorovich Potentials. *arXiv preprint 2201.08316*.
 - [61] TESCHL, G. (2012). *Ordinary differential equations and dynamical systems. Graduate studies in mathematics*. American Mathematical Society, Providence, RI.
 - [62] VAN DER VAART, A. W. (1998). *Asymptotic statistics. Cambridge Series in Statistical and Probabilistic Mathematics* **3**. Cambridge University Press, Cambridge.
 - [63] VILLANI, C. (2003). *Topics in optimal transportation. Graduate Studies in Mathematics* **58**. American Mathematical Society, Providence, RI.
 - [64] VILLANI, C. (2009). *Optimal transport. Grundlehren der mathematischen Wissenschaften [Fundamental Principles of Mathematical Sciences]* **338**. Springer-Verlag, Berlin Old and new.
 - [65] WAINWRIGHT, M. J., JORDAN, M. and DUCHI, J. C. (2012). Privacy Aware Learning. In *Advances in Neural Information Processing Systems* (F. PEREIRA, C. J. BURGESS, L. BOTTOU and K. Q. WEINBERGER, eds.) **25**. Curran Associates, Inc.
 - [66] WARNER, S. L. (1965). Randomized Response: A Survey Technique for Eliminating Evasive Answer Bias. *J. Amer. Stat. Assoc.* **60** 63–69.
 - [67] WIJSMAN, R. A. (1973). On the Attainment of the Cramer-Rao Lower Bound. *Ann. Statist.* **1** 538 – 542.
 - [68] YU, B. (2013). Stability. *Bernoulli* **19** 1484 – 1500.
 - [69] YU, B. (2020). Stability Expanded, in Reality. *Harvard Data Science Review* **2**.
 - [70] YU, B. and BARTER, R. (2020). The Data Science Process: One Culture. *J. Amer. Stat. Assoc.* **115** 672–674.
 - [71] YU, B. and KUMBIER, K. (2020). Veridical data science. *Proc. Natl. Acad. Sci. U.S.A.* **117** 3920–3929.