

# E-CARE: An Efficient LLM-based Commonsense-Augmented Framework for E-Commerce

Ge Zhang  
ge.zhang1@huawei.com  
Huawei Noah’s Ark Lab  
Montreal, Québec, Canada

Rohan Deepak Ajwani  
rohan.ajwani@gmail.com  
Huawei Noah’s Ark Lab  
Montreal, Québec, Canada

Tony Zheng  
t28zheng@uwaterloo.ca  
Huawei Noah’s Ark Lab  
Montreal, Québec, Canada

Hongjian Gu  
hongjian.gu@huawei.com  
Huawei Noah’s Ark Lab  
Montreal, Québec, Canada

Yaochen Hu  
yaochen.hu@huawei.com  
Huawei Noah’s Ark Lab  
Montreal, Québec, Canada

Wei Guo  
guoweie67@huawei.com  
Huawei Noah’s Ark Lab  
Singapore

Mark Coates  
mark.coates@mcgill.ca  
McGill University  
Mila - Québec AI Institute  
Montreal, Québec, Canada

Yingxue Zhang  
yingxue.zhang@huawei.com  
Huawei Noah’s Ark Lab  
Montreal, Québec, Canada

## Abstract

Finding relevant products given a user query plays a pivotal role in an e-commerce platform, as it can spark shopping behaviors and result in revenue gains. The challenge lies in accurately predicting the correlation between queries and products. Recently, mining the cross-features between queries and products based on the commonsense reasoning capacity of Large Language Models (LLMs) has shown promising performance. However, such methods suffer from high costs due to intensive real-time LLM inference during serving, as well as human annotations and potential Supervised Fine Tuning (SFT). To boost efficiency while leveraging the commonsense reasoning capacity of LLMs for various e-commerce tasks, we propose the Efficient Commonsense-Augmented Recommendation Enhancer (E-CARE). During inference, models augmented with E-CARE can access commonsense reasoning with only a single LLM forward pass per query by utilizing a commonsense reasoning factor graph that encodes most of the reasoning schema from powerful LLMs. The experiments on 2 downstream tasks show an improvement of up to 12.1% on precision@5.

## Keywords

e-commerce, recommender system, large language model, commonsense reasoning

## 1 Introduction

Finding relevant products given a user query with efficient computation plays a pivotal role in E-commerce platforms [18, 47]. Early E-commerce search systems relied on lexical matching methods such as TFIDF [37], and BM25 [42]. Although computationally efficient, these approaches match queries and product descriptions at the term level and cannot bridge the lexical gap that arises when users describe products with different words. Bi-encoder [39] models (also called two-tower or Siamese models) resolve the lexical gap by learning embeddings for queries and products separately

and evaluating the relevance by the similarity of those embeddings. They offer high throughput because of offline computation of product embeddings and efficient approximate nearest neighbour search systems like Faiss [6]. To further improve the performance, cross-encoder models [54] evaluate the relevance between query and product by jointly feeding the query and product text into a trainable model, allowing the encoder to examine interactions across all tokens and potentially achieve better performance. However, cross-encoders are significantly slower than bi-encoder because they require running an encoder for each query-product pair, posing challenges for real-time retrieval among millions of products [45].

Despite the increasing model capacity and complexity, these early attempts are insufficient in real-world scenarios. In practice, queries can be vague, failing to specify the detailed features of products, and semantic similarities alone can be insufficient to determine when a product might satisfy a query. For example, a query asking for “shoes for the elderly” implies that the user may need slip-resistant shoes that help prevent accidental falls. Fulfilling such implicit expectations requires not only lexical and semantic features from the original query and product texts, but also reasoning based on cross-features [21, 59, 60].

Large Language Models (LLMs) have demonstrated their capabilities in performing commonsense reasoning across various tasks [16, 31, 52, 53, 63], paving the way for integrating commonsense reasoning in the query-product recommendation scenarios. Previous work like RepLLaMA [25] shows improvements in text retrieval scenarios by utilizing LLMs as encoders in a Bi-encoder framework, while other techniques like RankGPT [49] and RankVicuna [32] directly rank items through a prompting approach.

The recently proposed methods FolkScope [60] and COSMO [59] exploit the commonsense reasoning power of LLMs by jointly analyzing the query and product pairs and augmenting the main relevance prediction model with the reasoning results. Although they make effective use of LLMs, these methods are slow and costly, both during training as well as when performing inference. They

also rely heavily on human annotators and supervised fine-tuning for training. Furthermore, the methods need to call an LLM for each query-product pair in real-time, which is not scalable for a large candidate pool of products.

In this paper, we introduce Efficient Commonsense Augmented Recommendation Enhancer (E-CARE), a framework that enables a single LLM forward pass per query during inference, yet achieves reasoning effectiveness comparable to invoking LLMs for every individual query-product pair. To accomplish this, E-CARE first constructs a reasoning factor graph from historical query-product interactions enriched by LLM reasoning in an offline stage. This graph is designed to encapsulate the underlying reasoning factors distilled from powerful LLMs. Then, adapters are trained with LLM embeddings to map queries and products onto the nodes of this graph. During inference, only one LLM forward pass is required to embed the query, after which the system leverages the precomputed graph structure to exploit LLM-level reasoning capacity efficiently.

To further reduce the cost, we design a 3-stage pipeline to generate the reasoning factor graph without supervised fine-tuning (SFT) or human annotation. Specifically, the pipeline comprises 1) **LLM Reasoning**, which leverages LLMs to mine commonsense reasoning factors given query-product pairs and construct the reasoning factor graph; 2) **Node Clustering**, which clusters and aggregate similar factors; and 3) **Edge Filtering**, which removes uncertain edges of the graph through LLM self-evaluation to improve its quality and reduce the size of the graph.

Our contributions include:

- A novel paradigm that utilizes the reasoning capacity of LLMs efficiently. E-CARE extracts domain-specific commonsense reasoning factors with the history query-product pairs and distills them into a reasoning factor graph. With additional adapters that map queries to this graph, one can access LLM-level commonsense reasoning during inference with only one LLM forward pass per query.
- A 3-stage LLM-based pipeline, that can generate the reasoning factor graph without Supervised Fine-Tuning (SFT) or human annotation.
- Empirical experiments of E-CARE on 2 e-commerce recommendation tasks, search relevance and app recall, demonstrate the improvements up to 12.79% on Macro F1 and 12.1% on Recall@5, respectively.

## 2 Related Work

In this section, we review the literature on existing retrieval and recommendation systems. We first briefly review conventional retrieval methods that use dense vector representations. Next, we discuss LLMs based methods that use zero- or few-shot instructions to output the items. Finally, we review the use of reasoning-based prompts to enhance the recommendations generated by LLMs by eliciting the intentions behind user queries and attributes of the items that satisfy these requirements.

### 2.1 Conventional Retrieval Methods

Dense retrievers aim to recall a relevant subset of items based on dense vector representations, typically generated using transformer-based language models such as BERT [5] and T5 [36]. Based on the

model architecture, these dense retrievers can be broadly classified into two categories: bi-encoders and cross-encoders. Bi-encoders [10–12, 20, 23, 57, 58, 61] use a two-tower structure that encodes the query and item text separately, enabling efficient retrieval over the entire candidate set. On the other hand, cross-encoder architectures [4, 28, 29, 66] jointly encode the concatenated query and item texts into a single embedding, which is then used for high-accuracy classification or re-ranking. Late interaction models such as ColBERT [15] and its subsequent improvements [9, 44] act as a hybrid between bi-encoder and cross-encoder architectures. They retain the token-level interactions between queries and items, while maintaining efficiency by pre-computing query and item embeddings offline. Several works such as MADR [17], AGREE [46] and SANTA [19] extend beyond merely using query and item representations, and incorporate item attributes to produce recommendations.

While these conventional dense retrieval methods are faster and lightweight as opposed to using LLMs, they rely on the semantic similarity of the queries and items. They are either unable to capture, or are simply unaware of, fine-grained nuances and relationships between entities. This restricts their ability to generalize, especially for niche products and long-tail queries.

### 2.2 LLMs Directly as Classifier or Ranker

Several works propose prompting pre-trained large language models [1, 30, 50] to classify or rerank items given a query. Sachan et al. [43] use a zero-shot instruction as a prompt to generate the probability of the query given the passage, and use this probability to rank the passage. Qin et al. [34] prompt LLMs to output more relevant passages to a query given a pair of passages, using three approaches for ranking, viz., all-pair comparisons, sorting-based, and sliding window. They swap the order of the pairs in the prompt for every pair to de-bias the results. RankGPT [49] uses a zero-shot prompt, with a role-playing instruction component, “You are RankGPT, an intelligent assistant that can rank passages [...]”, with GPT-4 [30] to generate a ranked list of passages given a query and an unordered list of passages. Other listwise ranking methods include LRL [26] and RankVicuna [32]. Zhuang et al. [65] propose a setwise prompting approach, which provides a query along with a set of items to LLMs for ranking. This approach retains the effectiveness of pairwise ranking approaches while significantly reducing the number of LLM calls to enhance efficiency.

Despite these advances, existing prompting-based ranking methods still face significant latency issues due to inevitable real-time LLM inference. Moreover, they do not explicitly capture user intent or item attribute relevance, making them less effective for queries that require commonsense reasoning. In addition, these methods generally lack interpretability, as they provide little insight into why one output is preferred over another.

### 2.3 LLMs as Reasoner

While zero-shot prompt-based ranking (§2.2) has shown impressive performance, it still lags behind sophisticated supervised dense retrieval architectures [26]. To overcome this, recent works propose utilizing the reasoning abilities of LLMs for re-ranking and classification of relevant items. RaCT [24] utilizes CoT [53] to guide the model to iteratively rank passages by relevance to a query. They

incorporate this prompting into Ranking Preference Optimization [35]. Rank-R1 [64] uses GRPO [48] to train LLMs to generate reasoning steps before selecting the most relevant item from a set of items (setwise ranking). Qin et al. [33] propose TongSearch-QR, which trains small-scale language models using RL to rewrite a query with reasoning, which is then used to retrieve relevant items. RankCoT [56] trains language models to generate CoT-based summaries of retrieved items, which are then used to re-rank the items based on their relevance to the query. However, these methods are primarily aimed at enhancing the factual knowledge for improving relevance, and do not utilize commonsense reasoning to form connections between user intentions and item attributes.

Other works extend this reasoning ability of LLMs towards generating intention graphs that map user queries to products, using the commonsense reasoning abilities of LLMs to form query-product connections. FolkScope [60] utilizes LLMs to generate intention assertions using prompts for e-commerce, aiming to explain shopping behaviors. The generated knowledge is manually annotated and condensed into a structured knowledge graph, which is then used for downstream e-commerce applications. COSMO [59] utilizes instruction tuning to finetune COSMO-LM, which then generates commonsense knowledge in e-commerce based on query-item relevance prompts. This fine-tuned language model is used to generate a knowledge graph, whose features are then utilized to enhance search results.

Reasoning-based methods, while accurate, require high-quality instruction data with human annotations for SFT, which is both expensive and time-consuming. Furthermore, these methods require multiple LLM calls at inference time, adding latency, particularly when the relevance outputs are required to be generated for multiple items for each query.

On the other hand, our proposed solution, E-CARE, requires neither SFT LLMs, nor calling LLMs multiple times during inference, reducing the latency. Moreover, we avoid the need for human annotators when cleaning LLMs’ generations by conducting LLM self-evaluation [41].

### 3 The Design of Efficient Commonsense Augmented Recommendation Enhancer

Using LLMs to jointly analyze query-product pairs has shown excellent performance in predicting the relevance between them [59, 60]. However, this design involves a large number of real-time LLM calls for e-commerce since the correlation between a query and each product from a large pool of candidate products needs to be evaluated for each request. We introduce a new paradigm that requires only one LLM forward pass to generate the query embedding, thereby enabling efficient similarity computation against items in candidate set. To achieve this goal, we design a pipeline to generate a reasoning factor graph that distills the reasoning factors behind the correlation of queries and products. We then design and train an adapter to efficiently map input user queries onto this graph and utilize the graph to enhance downstream tasks. This section first outlines the pipeline for generating the reasoning factor graph, highlighting the specific designs we introduce to avoid expensive SFT and human annotation. Then we introduce the design of adapters and how to train them.

#### 3.1 Generating the Reasoning Factor Graph

Given a set of historical interactions  $\mathbb{D}$  containing samples of  $(q, p)$  indicating that a user interacted with the product  $p$  after inputting query  $q$ , where each product  $p$  is associated with a text description  $t_p$ , e.g., some description of the product, we aim to generate a reasoning factor graph  $\mathcal{G} = (\mathbb{Q}, \mathbb{P}, \mathbb{A}, \mathbb{E})$  to represent the implicit factors between a pair of relevant query and product. Specifically,  $\mathbb{Q} := \{q \mid (q, p) \in \mathbb{D}\}$  and  $\mathbb{P} := \{p \mid (q, p) \in \mathbb{D}\}$  denote the set of query nodes and product nodes, respectively.  $\mathbb{A}$  denotes the set of text-based reasoning factors, which are intrinsic factors behind the relevance of a query and a product, e.g., the functionality of a product, the intention behind a query, etc.  $\mathbb{E}$  is the set of edges that connect  $\mathbb{Q}$  and  $\mathbb{P}$  to  $\mathbb{A}$ , and the commonly connected factors between a query and a product represent specific reasons how they are relevant.

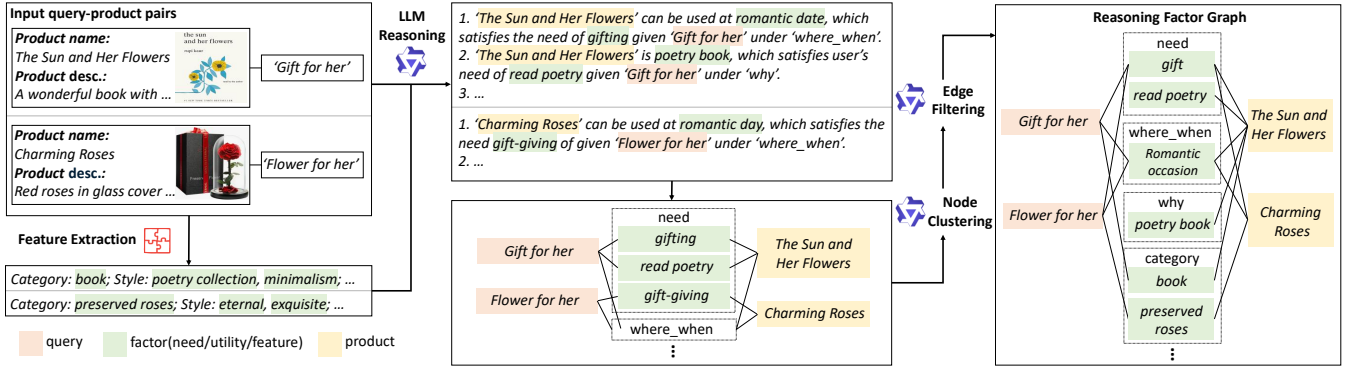
We design a three-stage pipeline, E-CARE, to mine reasoning factors and their connections to queries and products by analyzing  $\mathbb{D}$ . Figure 1 shows an overview of this pipeline.

**3.1.1 LLM Reasoning.** For each  $(q, p) \in \mathbb{D}$ , we want to make the most of the LLM commonsense reasoning capabilities to generate the reasoning factors behind a  $q$ - $p$  interaction. We perform prompt engineering with the explicit goal of extracting relevant reasoning factors and constructing a reasoning factor graph.

**Factor extraction from product description.** The text-based product descriptions contain valuable information about the products, but can be verbose and noisy. We adopt the framework of DSPy [14] to build prompts and automatically extract product features with LLMs, given predefined descriptions of feature types (i.e., signatures in the DSPy framework). Specifically, we define a set of feature types  $\mathbb{F} = \{f_i\}_{i=1}^N$ , such as “category” and “style”. The complete set of types can be found in Appendix A.2. For each product  $p \in \mathbb{P}$ , a tuple of text-based product features  $(t_p^{f_1}, \dots, t_p^{f_N})$  is extracted from the original text description  $t_p$ , where  $t_p^{f_i}$  denotes the extracted text-based feature of type  $f_i$ . An example of product feature extraction results can be found in Appendix A.2.

**Query-product commonsense reasoning.** We aim to mine accurate and diverse commonsense reasons over each query-product pair  $(q, p)$  in the dataset  $\mathbb{D}$  via LLMs. To compensate for the potential mismatch of semantic meanings between queries and products, we explicitly prompt LLMs to generate the *need*  $n$  behind the query  $q$  and the *utility*  $u$  provided by product  $p$ , given the interaction of  $q$  and  $p$ . We use a tuple  $(q, n, u, p)$  to denote the extracted need and utility behind the query-product pair  $(q, p)$ . To further increase the diversity of the reasoning factors from the LLMs, we predefine a set of scopes  $\mathbb{W}$  that  $(q, n, u, p)$  should fall within and explicitly include the scope as a constraint for the LLM. Appendix A.3 presents the prompt template for one of the scopes we adopted in our experiments. For each  $(q, p) \in \mathbb{D}$  and a specific scope  $w \in \mathbb{W}$ , denote  $(q, n^w, u^w, p)$  as the extracted need and utility with respect to the scope  $w$  for the query-product pair  $(q, p)$ .

After LLMs analyzing all samples in  $\mathbb{D}$ , we collect all  $t_p^{f_i}$ ,  $n^w$  and  $u^w$  into  $\mathbb{A}$  as the factor nodes. For each  $(q, p) \in \mathbb{D}$ , we connect  $q$  and  $p$  to  $t_p^{f_i}$  for  $\forall f_i \in \mathbb{F}$ , as well as  $n^w$  and  $u^w$  for  $\forall w \in \mathbb{W}$  that are extracted from this  $q - p$  pair. This results in a reasoning factor graph  $\mathcal{G}_0$  by combining the raw outputs of LLMs.



**Figure 1: Diagram of reasoning factor graph generation procedure of E-CARE pipeline with 2 input query-product pairs as examples.** Firstly, Large Language Models (LLMs) are prompted to perform commonsense reasoning over query-product pairs, producing product features as well as commonsense reasoning that connect queries to products through intermediate need and utility factors. The factors are then organized into a graph structure, namely, the reasoning factor graph. Secondly, a node clustering procedure is applied to merge nodes with similar semantic meaning with respect to different types of factors. Finally, LLM-based edge filtering is employed to filter out unreliable edges from the reasoning factor graph, further improving the quality.

**3.1.2 Node Clustering.** There are numerous similar factors in  $\mathcal{G}_0$ , so we conduct node clustering to shrink the size of  $\mathcal{G}_0$ . To keep diverse factors, we divide the factors in  $\mathbb{A}$  into a collection of subsets and implement clustering and aggregation within each subset. The construction of subsets is primarily based on how factors are generated. Specifically, denote this collection of subsets as  $\mathbb{T}$ , where  $\mathbb{A} = \bigcup_{\mathbb{S} \in \mathbb{T}} \mathbb{S}$ . For each product feature type  $f_i \in \mathbb{F}$ , we collect all the factors related to  $f_i$  as a subset in  $\mathbb{T}$ . We include a subset of factors that are related to the utility  $u^w$  for each scope  $w$ . As for the need  $n^w$ , we put all needs with all scopes  $w \in \mathbb{W}$  as *one* subset.

Within each subset  $\mathbb{S} \in \mathbb{T}$ , we conduct a clustering and aggregation to merge semantically similar factors, thereby reducing semantic redundancy between factors and enforcing denser correlations between queries and products. Specifically, we adopt a pretrained LLM, gte-Qwen2-7b-Instruct [22], to embed all the factors in  $\mathbb{S}$ . Then we adopt the clustering algorithm from Reimers and Gurevych [40] to divide factors in  $\mathbb{S}$  into clusters. For each cluster, we utilize LLMs to summarize the factors within it as a single new factor. The prompts can be found in Appendix A.5. After merging the factors, we get a condensed reasoning factor graph  $\mathcal{G}$ .

**3.1.3 Edge Filtering via Contrastive Probability.** We adopt pruning procedures to eliminate potential noisy edges. Inspired by LLM self-evaluation [41], we design prompts to let LLMs decide whether an edge  $e$  is reasonable. The templates of prompts can be found in Appendix A.4. Denote  $s(e)$  as the prompt for  $e$ . We compute the confidence score of the edge by:

$$c_e = p(\text{"YES"}|s(e)) - p(\text{"NO"}|s(e)), \quad (1)$$

where  $p(\text{"YES"}|s(e))$  is the probability of generating a "YES" token given the prompt  $s(e)$  and  $p(\text{"NO"}|s(e))$  is the probability of generating a "NO" token given the prompt  $s(e)$  of LLM models. The subtraction serves as a calibration over the raw "YES" probability, thereby increasing the robustness of the confidence score. Then,

we only keep the edge that is above a pre-defined threshold, and we use different thresholds for different types of edges.

We also regularize the maximum number of edges between each subset  $\mathbb{S} \in \mathbb{T}$  of factors (defined in § 3.1.2) and the same query or product. Specifically, for each query and  $\mathbb{S} \in \mathbb{T}$ , we rank the edges between them by the confidence score and only keep at most the top- $k$ . We do similar filtering for the edges between products and the reasoning factor nodes.

The filtering procedure further reduces the size of the reasoning factor graph while improving its quality. After the filtering procedure, we obtain the clean and concise  $\mathcal{G}$ , which contains commonsense reasoning knowledge summarized from the historical interaction set  $\mathbb{D}$  by an LLM.

## 3.2 Building Adapters

To use the information from  $\mathcal{G}$ , we design and train an adapter to efficiently link an arbitrary query to the factors on  $\mathcal{G}$  during inference.

**3.2.1 Model of Adapter.** We design and train a model to predict the correlated reasoning factors of any query. We employ LLM-enhanced encoders to map queries and factors into the latent space and select the top factors that are most closely aligned with the query. Moreover, we keep and train a separate copy of encoders for each subset  $\mathbb{S} \in \mathbb{T}$  of factors (defined in § 3.1.2) while they share the same LLM embedding for the query. Specifically, for reasoning factors with a specific subset  $\mathbb{S} \in \mathbb{T}$ , for each query  $q$ , the encoder is designed as

$$\text{enc}_{\mathbb{S}}(q) = \text{MLP}(\text{LLM}(q)),$$

where  $\text{LLM}(\cdot)$  denotes a function to map the query into an embedding via frozen LLMs [22] and  $\text{MLP}(\cdot)$  is a trainable multi-layer perceptron. For each reasoning factor node  $f$  with the subset  $\mathbb{S}$ , we

have

$$\text{enc}_{\mathbb{S}}(f) = \text{MLP}(\text{LLM}(f)).$$

Then we estimate the similarity between a query  $q$  and a factor  $f$  as

$$\text{sim}(q, f) = \frac{\langle \text{enc}_{\mathbb{S}}(q), \text{enc}_{\mathbb{S}}(f) \rangle}{\|\text{enc}_{\mathbb{S}}(q)\|_2 \cdot \|\text{enc}_{\mathbb{S}}(f)\|_2}.$$

We take the top- $k$  factors within  $\mathbb{S}$  as the predicted factors of  $q$ . Eventually, we collect all predicted factors from all subsets of factors in  $\mathbb{T}$  as the linked factors of  $q$  to  $\mathcal{G}$ .

**3.2.2 Training the Adapter.** We use the connections between the query nodes and factor nodes in  $\mathcal{G}$  as the labels to train the adapters. Specifically, within  $\mathbb{S}$ , for each query node  $q \in \mathbb{Q}$ , we adopt the connected factors as the set of positive labels

$$P_{\mathbb{S}}^{+}(q) = \{n \in \mathbb{S} \mid (q, n) \in \mathbb{E}\}.$$

And we randomly sample a few remaining nodes within  $\mathbb{S}$  as the negative labels  $P_{\mathbb{S}}^{-}(q)$ . Then we apply InfoNCE loss [51] over those labels

$$\mathcal{L}_{\mathbb{S}} = \frac{1}{|\mathbb{Q}|} \sum_{q \in \mathbb{Q}} \frac{1}{|P_{\mathbb{S}}^{+}(q)|} \sum_{n \in P_{\mathbb{S}}^{+}(q)} \left[ -\log \frac{\exp(\text{sim}(q, n))}{\sum_{m \in P_{\mathbb{S}}^{-}(q) \cup \{n\}} \exp(\text{sim}(q, m))} \right],$$

where  $|\cdot|$  denotes the cardinality of a set.

For ease of notation, we denote  $a(q)$  as the predicted set of factors for a query  $q$  that is merged from all subsets of factors.

**3.2.3 Extension to Product Adapter.** To handle cold start products that have few or even no historical interactions, we can also train adapters to predict the connected factors of products based on the connections between product nodes and the factor nodes in  $\mathcal{G}$ . Specifically, the product feature-related factors only rely on the text-based product description, and we follow the same procedure in §3.1.1. Regarding factors related to needs and utilities, we adopt a similar adapter design and training approach to those used in queries. Finally, we replace all the connections between products and the need and utility nodes with the predicted results in  $\mathcal{G}$ .

## 4 Applications

In this section, we introduce how we apply E-CARE to two downstream applications: search relevance (§4.1) and app recall (§4.2). The overview diagram of applying E-CARE on those 2 tasks is shown in Figure 2.

### 4.1 Search Relevance

**4.1.1 Problem Statement.** We are given a dataset  $\mathbb{D}^s$  consisting of samples of  $(q, p, y)$ , where  $q$  is a user query,  $p$  is a product, and  $y$  is a multi-class relevance label. Each  $p$  is associated with a text description  $t_p$ . The goal is to predict relevance labels for unseen query-product pairs.

**4.1.2 Datasets.** We conduct experiments on 2 publicly available datasets, Amazon ESCI and WANDs, to assess the overall performance of our framework.

**Table 1: Statistics of ESCI (English) and WANDs datasets.**

	ESCI (EN)	WANDs
# training samples	1,393,063	140,068
# evaluation samples	-	46,690
# test samples	425,762	46,690
# unique queries	97,345	480

- **ESCI** [38]: The dataset from KDD cup 2022, which provides manually labeled relevance judgments of user queries to product pairs from the e-commerce scenario. We conduct experiments on the English subset of Task 2, where each candidate item must be classified into one of four relevance labels: ‘Exact’, ‘Substitute’, ‘Complement’, or ‘Irrelevant’ (ESCI).
- **WANDs** [3]: The Wayfair ANnotation Dataset is a large-scale benchmark for e-commerce product search, where each query-product pair is categorized as ‘Exact’, ‘Partial’, or ‘Irrelevant’. We follow the train/dev/test split from a previous work [2]. The data splits can be found on the Huggingface hub <sup>1</sup>.

The detailed statistics of the dataset splits are shown in Table 1.

**4.1.3 Baseline Frameworks.** We evaluate the performance of E-CARE over the following frameworks:

- **Bi-Encoder (BE)** [39]: This framework encodes query and product separately as embeddings and then feeds the combined embeddings into a prediction head (e.g., an MLP) to make a prediction on the relevant label. We use BERT-large-uncased [5], DeBERTa-v3-large [8] and a frozen LLM, gte-Qwen2-7B-Instruct [22], as backbone encoders in our experiments.
- **Cross-Encoder (CE)** [54]: In this framework, the product and query are directly concatenated and then encoded together, followed by a prediction head to predict the label. We apply BERT-large-uncased [5] and DeBERTa-v3-large [8] as backbone models for this framework.
- **LLM Inference**: Following the previous work [49], we prompt LLMs with few-shot examples [1] from the training set to directly make a prediction given a pair of queries and product as context. Llama-3.1-8b-Instruct [7] is used as the backbone LLM in our experiment.
- **Ensemble**: An ensemble model combines prediction logits from multiple base encoders to achieve better performance than any single base encoder alone. We adopt the ensemble framework [55], ranked second on the KDD Cup 2022 leaderboard, in our experiment. The predictions of 3 backbone encoders (DeBERTa-v3-base [8], Big-Bird-base [62], and CoCo-LM-base [27]) are aggregated by a LightGBM [13] to make the final prediction.

**4.1.4 Methodology.**

#### Reasoning Factor Graph Generation and Adapter Training.

Firstly, the reasoning factor graph is constructed based on the positive subset  $\mathbb{D}^{s+}$  of the overall dataset  $\mathbb{D}^s$ , where the label  $y$  of those samples equal to ‘Exact’ for both the ESCI [38] and WANDs dataset [3], meaning the user interacted with the product given user query in those samples. Then, following the E-CARE pipeline described in §3, we generate the corresponding reasoning factor graph  $\mathcal{G}$  with

<sup>1</sup><https://huggingface.co/datasets/napsternxg/wands>

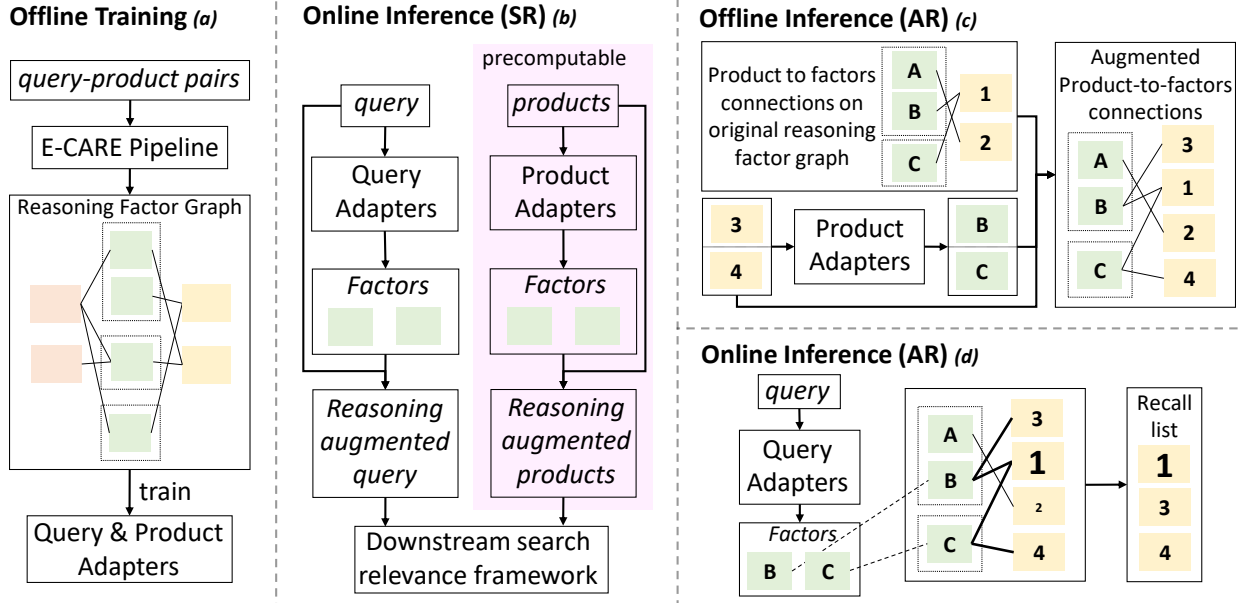


Figure 2: Overview diagram of two downstream applications—Search Relevance (SR) and App Recall (AR)—integrated with the reasoning factor graph. (a) *Offline Training*: Historical query-product interaction pairs are processed through the E-CARE pipeline (described in §3) to construct the reasoning factor graph and train corresponding adapters. (b) *Online Inference (SR)*: The trained adapters augment queries and products with reasoning factors before being fed into the downstream model to predict search relevance scores. (c) *Offline Inference (AR)*: In the app recall scenario, trained product adapters are applied offline to connect new products to relevant factors, thereby reducing computation during online inference. (d) *Online Inference (AR)*: For each input query, the predicted factors serve as key factors, and products associated with the most overlapping key factors are returned as recall results.

updates on product-factor connections for all products (c.f. § 3.2.3) and the query adapter  $a(\cdot)$ . We specify the reasoning scope set  $\mathbb{W}$  to be  $\{\text{'where\_when'}, \text{'why'}, \text{'who'}\}$  and the product feature type set  $\mathbb{F}$  to be  $\{\text{'category'}, \text{'style'}, \text{'usage'}\}$  during graph generation and adapter training.

During the adapter training procedure, we randomly split the  $P_{\mathbb{S}}^+(q)$  into a train and evaluation set with a ratio of 9 to 1. We train the adapter on the train set and select the best ones based on their performance on the evaluation set.

The evaluation of the adapter training results is reported in Appendix A.1.

**Model with E-CARE.** We augment the product and query with the reasoning factor graph  $\mathcal{G}$  and adapter  $a(\cdot)$ . Specifically, for each  $q$ , we concatenate the text of all factors from  $a(q)$  and append it to the query text. For each  $p$ , we concatenate the text of all factors that  $p$  connects to in  $\mathcal{G}$  and append it to the name of  $p$  before appending the rest of the description  $t_p$ . Then, we feed the augmented query and product to search relevance frameworks downstream.

**4.1.5 Experiment Results.** Table 2 presents the results on the ESCI and WANDs datasets augmented by the E-CARE pipeline compared with the results of corresponding baseline models that do not include augmentation.

The experimental results on the ESCI dataset demonstrate the consistent benefits of incorporating reasoning factors into both

bi-encoder and cross-encoder frameworks. For the bi-encoder, integrating commonsense factors into gte-Qwen2-7B-Instruct improves Macro F1 from 42.95 to 44.66 and Micro F1 from 67.81 to 68.37, indicating a stronger ability to distinguish related query-product pairs. A similar pattern is observed for BERT-large, where attributes yield a Macro F1 improvement from 48.98 to 49.71, although the micro F1 fluctuates slightly (69.77  $\rightarrow$  68.57). For DeBERTa-v3-large, the feature-enhanced variant achieves 48.70 Macro F1 and 68.27 Micro F1, again confirming that factor-based augmentation benefits bi-encoders framework, which otherwise rely primarily on independent text representations. In contrast, cross-encoders achieve higher overall performance (e.g., 59.01 Macro F1 and 75.37 Micro F1 for DeBERTa-v3-large), but still benefit from additional factors, reaching 61.03 and 75.92 respectively. In addition, we evaluate the LLM inference setup using Llama-3.1-8B-Instruct, where factor-augmented inputs lead to noticeable improvements from 35.25 to 36.26 on Macro F1 and 59.83 to 61.68 on Micro F1. This finding highlights that commonsense factors can benefit even generative models in discriminative inference settings. Finally, an ensemble combining DeBERTa-v3-base, BigBird-base, and CoCoLM-base further confirms the trend: the factor-augmented ensemble achieves 58.27 Macro F1 and 75.65 Micro F1, outperforming the non-augmented version (56.96/75.26).

On the WANDs dataset, a similar trend is observed, though the overall scores are substantially higher, leaving limited room for



**Table 2: Search relevance results on the ESCI and WANDs dataset. ‘w/ fts’ indicates that the query and product are augmented with predicted factors before being fed into the downstream frameworks.**

Framework	Backbone Model	w/ fts	ESCI		WANDs	
			Mac F1	Mic F1	Mac F1	Mic F1
BE	gte-Qwen2-7B	✗	42.95	67.81	81.06	87.13
		✓	<b>44.66</b>	<b>68.37</b>	<b>81.91</b>	<b>87.38</b>
	BERT-large	✗	48.98	69.77	89.83	92.43
		✓	<b>49.71</b>	68.57	89.54	92.32
	DeBERTa-v3-large	✗	46.87	67.25	87.79	91.10
		✓	<b>48.70</b>	<b>68.27</b>	<b>88.79</b>	<b>91.84</b>
CE	BERT-large	✗	55.82	73.36	<b>90.55</b>	<b>92.77</b>
		✓	<b>57.61</b>	<b>74.01</b>	90.30	92.66
	DeBERTa-v3-large	✗	59.01	75.37	91.33	93.28
		✓	<b>61.03</b>	<b>75.92</b>	<b>91.39</b>	<b>93.38</b>
LLM Inference	Llama-3.1-8B	✗	35.25	59.83	37.06	39.17
		✓	<b>36.26</b>	<b>61.68</b>	<b>49.85</b>	<b>51.50</b>
Ensemble	DeBERTa-v3-base BigBird-base CoCoLM-base	✗	56.96	75.26	-	-
		✓	<b>58.27</b>	<b>75.65</b>	-	-

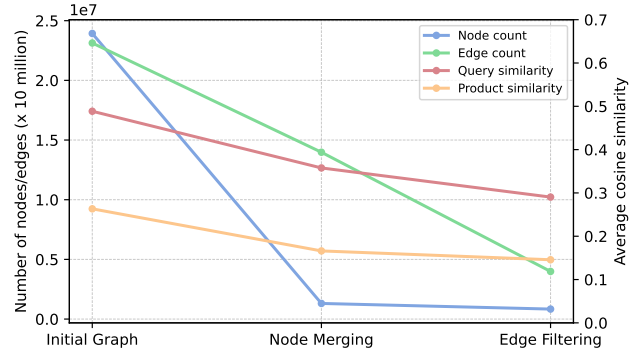
improvement. For bi-encoders, gte-Qwen2-7B-Instruct improves from 81.06 to 81.91 on Macro F1 and from 87.13 to 87.38 on Micro F1 after adding factors, and DeBERTa-v3-large exhibits a consistent improvement from 87.79 to 88.79 (Macro F1) and from 91.10 to 91.84 (Micro F1). However, BERT-large remains competitive with 89.83 and 92.43, showing minimal variance (89.54/92.32 when enhanced). Cross-encoders outperform bi-encoders on the WANDs dataset, with DeBERTa-v3-large achieving 91.39 Macro F1 and 93.38 Micro F1, demonstrating that while base architectures already capture strong cross-interactions, commonsense reasoning signals can still yield marginal yet stable gains.

Taken together, the experiment results across the ESCI and WANDs datasets validate the effectiveness of E-CARE approach. Moreover, a comparison between the two datasets indicates that the commonsense cross factors generated by our pipeline are most impactful in more challenging and diverse environments (e.g., Amazon ESCI), where ambiguity and semantic variability are prevalent. In contrast, on relatively homogeneous datasets such as WANDs, the effect becomes less pronounced due to the limited diversity of query-product relations.

**4.1.6 Statistical Analysis.** To evaluate the effectiveness of the E-CARE pipeline, we perform a statistical analysis examining how the structural and semantic properties of the reasoning factor graph evolve along the pipeline. Specifically, we analyze the number of nodes, the number of edges, and the in-group similarity of query and product nodes. The in-group similarity of a node on the reasoning factor graph is computed as

$$s = \frac{1}{|\mathbb{N}|} \sum_{n \in \mathbb{N}} \frac{1}{|\mathbb{T}|} \sum_{\mathbb{S} \in \mathbb{T}} \frac{1}{|\mathbb{R}_{\mathbb{S},n}|} \sum_{i,j \in \mathbb{R}_{\mathbb{S},n}, i \neq j} \text{sim}(i, j),$$

where  $\mathbb{N}$  denotes the set of query or product nodes,  $\mathbb{T}$  represents the set of subsets of factors (defined in § 3.1.2), and  $\mathbb{R}_{\mathbb{S},n}$  is the set of factors connected to node  $n$  within  $\mathbb{S} \in \mathbb{T}$  in  $\mathcal{G}$ . The results are presented in Figure 3. As shown, both the graph size and the in-group



**Figure 3: Statistics of the reasoning factor graph for the ESCI dataset along the E-CARE pipeline. Both the graph size and the in-group similarity of factors connected to each query or product node decrease as the pipeline progresses, indicating that node clustering and edge filtering reduce the redundancy of factors within groups, potentially facilitating downstream tasks.**

similarity of factors connected to each query or product node decrease progressively along the E-CARE pipeline, indicating that the factors on final reasoning factor graph are less redundant and more distinguishable than those on the initial one. This low correlation property of factors on graph potentially enriches the reasoning space and contributes to improved performance in downstream tasks.

**4.1.7 Case study.** We also conduct case studies to explicitly demonstrate how our pipeline aids in predicting relevance labels. The case studies are shown in Table 3.

In the first example, the model fails to match ‘enhancement’ with ‘energy supplement’ using only the original query and product. But with predicted category (i.e., ‘supplements’), purpose (i.e., ‘energy support’), and user profiles (i.e., ‘health-conscious individuals’) from our pipeline, the similarity of query and product becomes closer, so that the model can predict the right label.

In the second example, the query is vague and unspecified, failing to mention the exact product type, which results in an incorrect prediction given the product. With our augmentation injected, the backbone model can discover similarity between intentions (i.e., ‘natural care’ and ‘digestive health’), features (i.e., ‘plant-based’ and ‘vegan’), and user tendencies (i.e., ‘health-conscious individuals’), resulting in making a correct final prediction.

## 4.2 App Recall

**4.2.1 Problem Statement.** We are given a dataset  $\mathbb{D}'$  consisting of samples of  $(q, p, y)$ , where  $q$  is the user query,  $p$  is the app with text-based description  $t_p$ , and  $y \in \{0, 1\}$  represents whether a user has interacted with app  $p$  given query  $q$ . All apps are from a pre-defined app set  $\mathbb{P}$ . The goal is to retrieve a subset from  $\mathbb{P}$  that the user may be interested in, given a user input query  $q$ . An additional challenge is to handle a potentially large set of  $\mathbb{P}$  and design an

**Table 3: Case studies on samples from the ESCI dataset. The text in double quotes is the original query and product name. In contrast, the text marked in different colors is the information our pipeline provides that facilitates turning the prediction from wrong to correct. Note that the product text-based descriptions are omitted for simplicity.**

Query	Product	Original Prediction	Augmented Prediction	Ground Truth
<p>“100% all natural male enhancement without caffeine”</p> <p>belongs to categories of [supplements, personal care], has style of [herbal, plant-based], can be used for [supplement, energy support], with intention of [health support, supplementation], can be used at [at home, daily], can be used by [adults, health-conscious individuals], with purpose of [supplement, dietary supplement]</p>	<p>“Rise Up, Red Edition Natural Energy supplement”</p> <p>belongs to categories of [supplements], has style of [Red Edition], can be used for [energy boost, pre-workout], with intention of [energy booster, supplementation], can be used at [workout, gym], can be used by [athletes, health-conscious individuals], with purpose of [energy, supplement]</p>	Irrelevant	Exact	Exact
<p>“100% organic, pure without any mix.”</p> <p>belongs to categories of [food, beverages], has style of [natural, plant-based], can be used for [aromatherapy, facial care], with intention of [natural remedy, natural care], can be used at [kitchen, home], can be used by [health-conscious individuals, wellness enthusiast], with purpose of [natural, plant-based]</p>	<p>“Garden of Life Raw Organic Protein Vanilla Powder: Certified Vegan, Gluten Free, Organic”</p> <p>belongs to categories of [protein powder], has style of [vanilla], can be used for [post-workout, digestive health], with intention of [protein amino intake, protein], can be used at [home, gym], can be used by [vegans, health-conscious individuals], with purpose of [whey protein powder, vegan]</p>	Irrelevant	Exact	Exact

**Table 4: Statistics of the private dataset.**

	Private dataset
# training samples	562,960
# unique training queries	145,497
# unique testing queries	200
# apps	66,546

efficient framework to compute the optimal subset within a limited time upon a request.

**4.2.2 Datasets.** We conduct experiments of app recall on a private dataset from our app recommendation scenario. The anonymous search logs are collected, where the system returns a list of relevant apps to the user based on the user’s input query.

The detailed statistics of the private dataset are shown in Table 4.

**4.2.3 Baselines.** We compare our method with our current online recall system, which incorporates, but is not limited to, recall results from a combination of multiple recall strategies, including keyword similarity, semantic similarity, and popularity-based recommendation.

**4.2.4 Methodology.**

#### **Reasoning Factor Graph Generation and Adapter Training.**

Similar to §4.1.4, we first extract the positive subset  $\mathbb{D}^+$  from the overall dataset  $\mathbb{D}^r$ , in where the labels  $y$  of those samples are all 1. Then, following the pipeline described in §3, we generate the corresponding reasoning factor graph  $\mathcal{G}$  with updates on product-factor connections for all products (c.f. §3.2.3) and the query adapter  $a(\cdot)$ . We specify the reasoning scope set  $\mathbb{W}$  to be {‘where\_when’, ‘why’, ‘who’} and the product feature type set  $\mathbb{F}$  to be {‘category’, ‘style’, ‘usage’} during graph generation and adapter training.

**Table 5: Item recall results on the private dataset.**

Method	private dataset	
	Recall@5	Precision@5
online recall system	51.3	41.0
ECARE-based recall	62.4	53.1

**Retrieval with E-CARE.** Given any query  $q$ , we can get the set of connected factors with the adapter as  $a(q)$ . From  $\mathcal{G} = (\mathbb{V}, \mathbb{E})$ , we use the count of overlapped factors between  $q$  and any app  $p$  as a similarity measure  $\text{sim}(q, p)$ , i.e.,

$$\text{sim}(q, p) = |\{(n, p) \mid n \in a(q), (n, p) \in \mathbb{E}\}|,$$

where  $|\cdot|$  denotes the cardinality of a set. We take the top- $k$  apps with the highest similarity measure with query  $q$ . For efficient inference, instead of computing  $\text{sim}(q, p)$  for all  $p \in \mathbb{P}$ , we only need to count the apps that connect to some nodes in  $a(q)$ , whose size is limited and irrelevant to the size of  $\mathbb{P}$ , guaranteeing the scalability of our method for the app recall scenario.

**4.2.5 Experiment Results.** Table 5 presents the results of our pipeline in comparison to baseline models on the private dataset. Our proposed recall method substantially outperforms the existing online recall system across both evaluation metrics. Specifically, Recall@5 improves from 51.3 to 62.4, while Precision@5 increases from 41.0 to 53.1. These gains of over 10 absolute points in both recall and precision highlight the effectiveness of the proposed framework in retrieving more relevant candidate apps while simultaneously reducing noise in the top-ranked results. The results suggest that our approach better captures the underlying interactions than the baseline recall system by leveraging the commonsense reasoning signal. This demonstrates the potential of our approach to enhance retrieval quality in practical recommendation and search scenarios.



## 5 Conclusion

In this work, we propose E-CARE, an Efficient Commonsense Augmented Recommendation Enhancer, which constructs a reasoning factor graph from historical query-product interactions without requiring supervised fine-tuning or human annotations. By leveraging LLMs for reasoning generation, clustering for graph construction, and uncertainty-based edge filtering, E-CARE produces a high-quality reasoning factor graph that captures meaningful connections between queries, needs, utilities, and products. Our experiments demonstrate that the resulting reasoning factor graph effectively enhances downstream tasks, such as search relevance and app recall, while avoiding the cost and latency associated with costly real-time LLM inference. These findings highlight the potential of E-CARE as a scalable and efficient framework for incorporating commonsense reasoning into recommendation systems.

## References

- [1] Tom B. Brown, Benjamin Mann, and et al. 2020. Language models are few-shot learners. In *Proceedings of the 34th International Conference on Neural Information Processing Systems (Vancouver, BC, Canada) (NIPS '20)*. Curran Associates Inc., Red Hook, NY, USA, Article 159, 25 pages.
- [2] Jiong Cai, Yong Jiang, and et al. 2023. Improving Text Matching in E-Commerce Search with A Rationalizable, Intervenable and Fast Entity-Based Relevance Model. arXiv:2307.00370 [cs]
- [3] Yan Chen, Shujian Liu, and et al. 2022. WANDS: Dataset for Product Search Relevance Assessment. In *Proceedings of the 44th European Conference on Information Retrieval*. 12 pages.
- [4] Zhuyun Dai and Jamie Callan. 2019. Deeper Text Understanding for IR with Contextual Neural Language Modeling. In *Proceedings of the 42nd International ACM SIGIR Conference on Research and Development in Information Retrieval*. ACM.
- [5] Jacob Devlin, Ming-Wei Chang, and et al. 2019. BERT: Pre-training of Deep Bidirectional Transformers for Language Understanding. In *Proceedings of the 2019 Conference of the North American Chapter of the Association for Computational Linguistics: Human Language Technologies, Volume 1 (Long and Short Papers)*, Jill Burstein, Christy Doran, and Thamar Solorio (Eds.). Association for Computational Linguistics, Minneapolis, Minnesota, 4171–4186. doi:10.18653/v1/N19-1423
- [6] Matthijs Douze, Alexandr Guzhva, and et al. 2024. The Faiss library. (2024). arXiv:2401.08281 [cs.LG]
- [7] Aaron Grattafiori, Abhimanyu Dubey, and et al. 2024. The Llama 3 Herd of Models. arXiv:2407.21783 [cs.AI] <https://arxiv.org/abs/2407.21783>
- [8] Pengcheng He, Jianfeng Gao, and et al. 2021. DeBERTaV3: Improving DeBERTa using ELECTRA-Style Pre-Training with Gradient-Disentangled Embedding Sharing. arXiv:2111.09543 [cs.CL]
- [9] Sebastian Hofstätter, Omar Khattab, and et al. 2022. Introducing Neural Bag of Whole-Words with ColBERT: Contextualized Late Interactions Using Enhanced Reduction. In *Proceedings of the 31st ACM International Conference on Information & Knowledge Management*. ACM.
- [10] Po-Sen Huang, Xiaodong He, and et al. 2013. Learning Deep Structured Semantic Models for Web Search Using Clickthrough Data. In *Proceedings of the 22nd ACM International Conference on Information & Knowledge Management*. ACM.
- [11] Samuel Humeau, Kurt Shuster, and et al. 2020. Poly-encoders: Architectures and Pre-training Strategies for Fast and Accurate Multi-sentence Scoring. In *International Conference on Learning Representations*. <https://openreview.net/forum?id=SkxgnnNFvH>
- [12] Vladimir Karpukhin, Barlas Oguz, and et al. 2020. Dense Passage Retrieval for Open-Domain Question Answering. In *Proceedings of the 2020 Conference on Empirical Methods in Natural Language Processing (EMNLP)*. Association for Computational Linguistics.
- [13] Guolin Ke, Qi Meng, and et al. 2017. LightGBM: A Highly Efficient Gradient Boosting Decision Tree. In *Advances in Neural Information Processing Systems*, Vol. 30.
- [14] Omar Khattab, Arnab Singhvi, and et al. 2024. DSPy: Compiling Declarative Language Model Calls into State-of-the-Art Pipelines. In *The Twelfth International Conference on Learning Representations*. <https://openreview.net/forum?id=sY5N0zY5Od>
- [15] Omar Khattab and Matei Zaharia. 2020. ColBERT: Efficient and Effective Passage Search via Contextualized Late Interaction over BERT. In *Proceedings of the 43rd International ACM SIGIR Conference on Research and Development in Information Retrieval*. ACM.
- [16] Takeshi Kojima, Shixiang Shane Gu, and et al. 2022. Large language models are zero-shot reasoners. In *Proceedings of the 36th International Conference on Neural Information Processing Systems (New Orleans, LA, USA) (NIPS '22)*. Curran Associates Inc., Red Hook, NY, USA, Article 1613, 15 pages.
- [17] Weize Kong, Swaraj Khadanga, and et al. 2022. Multi-Aspect Dense Retrieval. In *Proceedings of the 28th ACM SIGKDD Conference on Knowledge Discovery and Data Mining*. ACM.
- [18] Lakshya Kumar and Sagnik Sarkar. 2021. Neural Search: Learning Query and Product Representations in Fashion E-commerce. arXiv:2107.08291 [cs]
- [19] Xinze Li, Zhenghao Liu, and et al. 2023. Structure-Aware Language Model Pretraining Improves Dense Retrieval on Structured Data. In *Findings of the Association for Computational Linguistics: ACL 2023*. Association for Computational Linguistics.
- [20] Yizhi Li, Zhenghao Liu, , and et al. 2021. More Robust Dense Retrieval with Contrastive Dual Learning. In *Proceedings of the 2021 ACM SIGIR International Conference on Theory of Information Retrieval*. ACM.
- [21] Yangning Li, Shirong Ma, and et al. 2024. EcomGPT: instruction-tuning large language models with chain-of-task tasks for E-commerce. In *Proceedings of the Thirty-Eighth AAAI Conference on Artificial Intelligence and Thirty-Sixth Conference on Innovative Applications of Artificial Intelligence and Fourteenth Symposium on Educational Advances in Artificial Intelligence (AAAI'24/IAAI'24/EAAI'24)*. AAAI Press, Article 2072, 9 pages. doi:10.1609/aaai.v38i17.29820
- [22] Zehan Li, Xin Zhang, and et al. 2023. Towards General Text Embeddings with Multi-stage Contrastive Learning. arXiv:2308.03281 [cs]
- [23] Sheng-Chieh Lin, Jheng-Hong Yang, and et al. 2021. In-Batch Negatives for Knowledge Distillation with Tightly-Coupled Teachers for Dense Retrieval. In *Proceedings of the 6th Workshop on Representation Learning for NLP (ReplANLP-2021)*. Association for Computational Linguistics.
- [24] HaoWei Liu, Xuyang Wu, and et al. 2025. RaCT: Ranking-aware Chain-of-Thought Optimization for LLMs. arXiv:2412.14405 [cs]
- [25] Xueguang Ma, Liang Wang, and et al. 2024. Fine-Tuning LLaMA for Multi-Stage Text Retrieval. In *Proceedings of the 47th International ACM SIGIR Conference on Research and Development in Information Retrieval (Washington DC, USA) (SIGIR '24)*. Association for Computing Machinery, New York, NY, USA, 2421–2425. doi:10.1145/3626772.3657951
- [26] Xueguang Ma, Xinyu Zhang, and et al. 2023. Zero-Shot Listwise Document Reranking with a Large Language Model. arXiv:2305.02156 [cs]
- [27] Yu Meng, Chenyan Xiong, and et al. 2021. COCO-LM: Correcting and Contrasting Text Sequences for Language Model Pretraining. arXiv:2102.08473 [cs.CL] <https://arxiv.org/abs/2102.08473>
- [28] Rodrigo Nogueira and Kyunghyun Cho. 2020. Passage Re-ranking with BERT. arXiv:1901.04085 [cs]
- [29] Rodrigo Nogueira, Zhiying Jiang, and et al. 2020. Document Ranking with a Pretrained Sequence-to-Sequence Model. In *Findings of the Association for Computational Linguistics: EMNLP 2020*. Association for Computational Linguistics.
- [30] OpenAI, Josh Achiam, Steven Adler, and et al. 2024. GPT-4 Technical Report. arXiv:2303.08774 [cs]
- [31] OpenAI, Aaron Jaech, Adam Kalai, and et al. 2024. OpenAI O1 System Card. arXiv:2412.16720 [cs]
- [32] Ronak Pradeep, Sahel Sharifmoghaddam, and et al. 2023. RankVicuna: Zero-Shot Listwise Document Reranking with Open-Source Large Language Models. arXiv:2309.15088 [cs]
- [33] Xubo Qin, Jun Bai, and et al. 2025. TongSearch-QR: Reinforced Query Reasoning for Retrieval. arXiv:2506.11603 [cs]
- [34] Zhen Qin, Rolf Jagerman, and et al. 2024. Large Language Models Are Effective Text Rankers with Pairwise Ranking Prompting. In *Findings of the Association for Computational Linguistics: NAACL 2024*. Association for Computational Linguistics.
- [35] Rafael Rafailov, Archit Sharma, and et al. 2023. Direct Preference Optimization: Your Language Model is Secretly a Reward Model. In *Thirty-seventh Conference on Neural Information Processing Systems*. <https://openreview.net/forum?id=HPuSIXJaa9>
- [36] Colin Raffel, Noam Shazeer, and et al. 2020. Exploring the limits of transfer learning with a unified text-to-text transformer. *J. Mach. Learn. Res.* 21, 1, Article 140 (Jan. 2020), 67 pages.
- [37] Juan Enrique Ramos. 2003. Using TF-IDF to Determine Word Relevance in Document Queries. <https://api.semanticscholar.org/CorpusID:14638345>
- [38] Chandan K. Reddy, Lluís Márquez, and et al. 2022. Shopping Queries Dataset: A Large-Scale ESCI Benchmark for Improving Product Search. arXiv:2206.06588 [cs]
- [39] Nils Reimers and Iryna Gurevych. 2019. Sentence-BERT: Sentence Embeddings using Siamese BERT-Networks. In *Proceedings of the 2019 Conference on Empirical Methods in Natural Language Processing and the 9th International Joint Conference on Natural Language Processing (EMNLP-IJCNLP)*, Kentaro Inui, Jing Jiang, Vincent Ng, and Xiaojun Wan (Eds.). Association for Computational Linguistics, Hong Kong, China, 3982–3992. doi:10.18653/v1/D19-1410

- [40] Nils Reimers and Iryna Gurevych. 2019. Sentence-BERT: Sentence Embeddings using Siamese BERT-Networks. In *Proceedings of the 2019 Conference on Empirical Methods in Natural Language Processing*. Association for Computational Linguistics. <https://arxiv.org/abs/1908.10084>
- [41] Jie Ren, Yao Zhao, and et al. 2023. Self-Evaluation Improves Selective Generation in Large Language Models. In *Proceedings on "I Can't Believe It's Not Better: Failure Modes in the Age of Foundation Models" at NeurIPS 2023 Workshops (Proceedings of Machine Learning Research, Vol. 239)*, Javier Antorán, Arno Blaas, Kelly Buchanan, Fan Feng, Vincent Fortuin, Sahra Ghalebikesabi, Andreas Krieger, Ian Mason, David Rohde, Francisco J. R. Ruiz, Tobias Uelwer, Yubin Xie, and Rui Yang (Eds.). PMLR, 49–64. <https://proceedings.mlr.press/v239/ren23a.html>
- [42] Stephen E. Robertson, Steve Walker, and et al. 1994. Okapi at TREC-3. In *Text Retrieval Conference*. <https://api.semanticscholar.org/CorpusID:41563977>
- [43] Devendra Sachan, Mike Lewis, and et al. 2022. Improving Passage Retrieval with Zero-Shot Question Generation. In *Proceedings of the 2022 Conference on Empirical Methods in Natural Language Processing*. Association for Computational Linguistics.
- [44] Keshav Santhanam, Omar Khattab, and et al. 2022. ColBERTv2: Effective and Efficient Retrieval via Lightweight Late Interaction. In *Proceedings of the 2022 Conference of the North American Chapter of the Association for Computational Linguistics: Human Language Technologies*. Association for Computational Linguistics.
- [45] Ferdinand Schlatt, Maik Fröbe, and et al. 2024. Investigating the Effects of Sparse Attention on Cross-Encoders. In *Advances in Information Retrieval: 46th European Conference on Information Retrieval, ECIR 2024, Glasgow, UK, March 24–28, 2024, Proceedings, Part 1* (Glasgow, United Kingdom). Springer-Verlag, Berlin, Heidelberg, 173–190. doi:10.1007/978-3-031-56027-9\_11
- [46] Hongyu Shan, Qishen Zhang, and et al. 2023. Beyond Two-Tower: Attribute Guided Representation Learning for Candidate Retrieval. In *Proceedings of the ACM Web Conference 2023*. ACM.
- [47] Hongwei Shang, Nguyen Vo, and et al. 2025. Knowledge Distillation for Enhancing Walmart E-commerce Search Relevance Using Large Language Models. In *Companion Proceedings of the ACM on Web Conference 2025* (Sydney NSW, Australia) (*WWW '25*). Association for Computing Machinery, New York, NY, USA, 449–457. doi:10.1145/3701716.3715242
- [48] Zhihong Shao, Peiyi Wang, and et al. 2024. DeepSeekMath: Pushing the Limits of Mathematical Reasoning in Open Language Models. arXiv:2402.03300 [cs]
- [49] Weiwei Sun, Lingyong Yan, and et al. 2023. Is ChatGPT Good at Search? Investigating Large Language Models as Re-Ranking Agents. In *Proceedings of the 2023 Conference on Empirical Methods in Natural Language Processing*. Association for Computational Linguistics.
- [50] Hugo Touvron, Thibaut Lavril, and et al. 2023. LLaMA: Open and Efficient Foundation Language Models. arXiv:2302.13971 [cs]
- [51] Aaron van den Oord, Yazhe Li, and et al. 2019. Representation Learning with Contrastive Predictive Coding. arXiv:1807.03748 [cs]
- [52] Xuezhi Wang and Denny Zhou. 2025. Chain-of-thought reasoning without prompting. In *Proceedings of the 38th International Conference on Neural Information Processing Systems* (Vancouver, BC, Canada) (*NIPS '24*). Curran Associates Inc., Red Hook, NY, USA, Article 2123, 27 pages.
- [53] Jason Wei, Xuezhi Wang, and et al. 2022. Chain-of-thought prompting elicits reasoning in large language models. In *Proceedings of the 36th International Conference on Neural Information Processing Systems* (New Orleans, LA, USA) (*NIPS '22*). Curran Associates Inc., Red Hook, NY, USA, Article 1800, 14 pages.
- [54] Fanyou Wu, Yang Liu, and et al. 2022. Some Practice for Improving the Search Results of E-commerce. arXiv:2208.00108 [cs]
- [55] Fanyou Wu, Yang Liu, and et al. 2022. Some Practice for Improving the Search Results of E-commerce. arXiv:2208.00108 [cs,IR] <https://arxiv.org/abs/2208.00108>
- [56] Mingyan Wu, Zhenghao Liu, and et al. 2025. RankCoT: Refining Knowledge for Retrieval-Augmented Generation through Ranking Chain-of-Thoughts. In *Proceedings of the 63rd Annual Meeting of the Association for Computational Linguistics (Volume 1: Long Papers)*, Wanxiang Che, Joyce Nabende, Ekaterina Shutova, and Mohammad Taher Pilehvar (Eds.). Association for Computational Linguistics, Vienna, Austria, 12857–12874. doi:10.18653/v1/2025.acl-long.629
- [57] Lee Xiong, Chenyan Xiong, and et al. 2021. Approximate Nearest Neighbor Negative Contrastive Learning for Dense Text Retrieval. In *International Conference on Learning Representations*. <https://openreview.net/forum?id=zeFrFgyZln>
- [58] Wenhan Xiong, Xiang Li, and et al. 2021. Answering Complex Open-Domain Questions with Multi-Hop Dense Retrieval. In *International Conference on Learning Representations*. <https://openreview.net/forum?id=EMHoBG0avc1>
- [59] Changlong Yu, Xin Liu, and et al. 2024. COSMO: A Large-Scale E-commerce Common Sense Knowledge Generation and Serving System at Amazon. In *Companion of the 2024 International Conference on Management of Data*. ACM.
- [60] Changlong Yu, Weiqi Wang, and et al. 2023. FolkScope: Intention Knowledge Graph Construction for E-commerce Commonsense Discovery. In *Findings of the Association for Computational Linguistics: ACL 2023*. Association for Computational Linguistics.
- [61] Shi Yu, Zhenghao Liu, and et al. 2021. Few-Shot Conversational Dense Retrieval. In *Proceedings of the 44th International ACM SIGIR Conference on Research and Development in Information Retrieval*. ACM.
- [62] Manzil Zaheer, Guru Guruganesh, and et al. 2021. Big Bird: Transformers for Longer Sequences. arXiv:2007.14062 [cs.LG] <https://arxiv.org/abs/2007.14062>
- [63] Zirui Zhao, Wee Sun Lee, and et al. 2023. Large language models as common-sense knowledge for large-scale task planning. *Advances in neural information processing systems* 36 (2023), 31967–31987.
- [64] Shengyao Zhuang, Xueguang Ma, and et al. 2025. Rank-R1: Enhancing Reasoning in LLM-based Document Rerankers via Reinforcement Learning. arXiv:2503.06034 [cs]
- [65] Shengyao Zhuang, Honglei Zhuang, and et al. 2024. A Setwise Approach for Effective and Highly Efficient Zero-shot Ranking with Large Language Models. In *Proceedings of the 47th International ACM SIGIR Conference on Research and Development in Information Retrieval*. ACM.
- [66] Yicheng Zou, Hongwei Liu, and et al. 2022. Divide and Conquer: Text Semantic Matching with Disentangled Keywords and Intents. In *Findings of the Association for Computational Linguistics: ACL 2022*. Association for Computational Linguistics.

## A Appendix

### A.1 Adapter Results Evaluation

We compute the similarity score  $s^k$  to measure how well the adapter’s top- $k$  outputs align with ground-truth positives across queries on the reasoning factor graph  $\mathcal{G}$  as follows.

$$s^k = \frac{1}{|\mathcal{Q}|} \sum_{q \in \mathcal{Q}} \frac{1}{|a_{\mathcal{S}}^k(q)|} \sum_{f \in a_{\mathcal{S}}^k(q)} \max [\text{sim}(f, n) \mid n \in P_{\mathcal{S}}^+(q)]$$

For each query  $q$ , we take its top- $k$  results  $a_{\mathcal{S}}^k(q)$ . Each result  $f$  is matched to its most similar positive in  $P_{\mathcal{S}}^+(q)$ , and these maxima are averaged over the  $k$  results, followed by another averaging across all queries, yielding  $s^k$ .

The similarity evaluation results regarding the product adapter are shown in Figure 4, which reaches the maximum cosine similarity of 0.89 in ‘where\_when’ type at the top-1 setting on the training set.

### A.2 Product Features Extraction

An example of product feature extraction can be found in Table 6. Note that not all product feature types have corresponding extractions for every product.

The pre-defined product feature types and corresponding descriptions are shown in Table 7.

**Table 6: An example of product feature extraction. Note that not all feature types have corresponding extractions.**

Product Name	Panasonic FV-08VRE2 Ventilation Fan with Recessed LED (Renewed)
Extraction	category: Ventilation Fan; broad_category: Appliances; target_audience: Homeowners; shape: Recessed; size: 6.5; style: Modern; quantity: 1; usage: Ventilation and Lighting; compatibility: Ceiling.

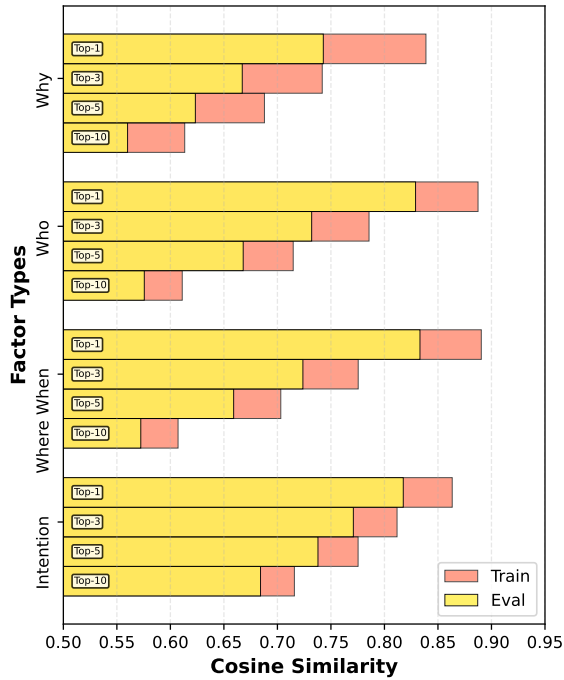


Figure 4: Similarity evaluation of product adapter results regarding 4 different factor types.

Table 7: Pre-defined product feature types and corresponding descriptions.

Feature Type	Feature Type Description
category	category of the product.
broad_category	broad category of the product.
target_audience	target audience of the product.
shape	shape of the product.
size	size of the product.
style	style of the product.
color	color of the product.
quantity	quantity of the product.
material	material of the product.
weight	weight of the product.
usage	usage of the product.
compatibility	compatibility of the product.
included_accessories	included accessories of the product.
excluded_accessories	excluded accessories of the product.

### A.3 LLM Commonsense Reasoning Prompt

Prompt templates for scopt ‘Who’ is shown in Table 8.

### A.4 Edge Filtering Prompt

The prompt templates for filtering some types of edges are shown in Table 9, 10, 11, and 12, respectively. The prompt templates for the remaining types of edges follow the same format.

Table 8: Prompt template for scope ‘Who’. {query}, {product}, and {extraction\_response} are the placeholders for query text, product title text, and product extracted features text, respectively.

```
# Instruction:
Given a <query> from user and the <product> that user clicked, your task
is to answer the question in term of how user’s <need> behind the <query>
can be satisfied by <product>’s <utility>.
The <need> and <utility> within the answer should be less than 4 words.
Answer should be about type of person.
Return 1 answer as least, 2 at maximum.

# Example 1:
<query>: bachelorette vinyl stickers
<product>:
title: Wedding Party Bridesmaid Vinyl Decal ONLY Set of 9 DIY Tumbler
Cup Champagne Glasses Maid of Honor Gift (Metallic Gold)
category: Wedding Accessories
broad_category: Special Occasion Accessories
target_audience: Wedding Party
shape: Rectangular
size: 3.8" by 1.7"
style: Gold Metallic
quantity: 9
material: Adhesive Vinyl
usage: Hand wash only, removable but not reusable
compatibility: Hard surface
included_accessories: Application Instructions
Q: Given <query>, who will use <product>?
A1: <product> will be used by [bridesmaid], which satisfies user’s intention
of [wedding decoration].
A2: <product> will be used by [wedding planner], which satisfies user’s
intention of buying [wedding preparation].

... [More examples]...

# Example 4:
<query>: {query}
<product>:
title: {product}
{extraction_response}
Q: Given <query>, who will use <product>?
```

### A.5 Prompt of Clustering

Table 13 shows the prompt we use for factors clustering with LLM.

**Table 9: Prompt template of filtering product-to-who of edges, where '{product}' and '{factor}' are placeholders for 'product' and 'who' factor, respectively.**

```
# Instruction:
You are a labeling assistant, helping to clean invalid data. Please answer the
following questions correctly. If correct, return YES, otherwise return NO.
Just return YES or NO, don't return anything else.

# examples:
The product 'Jimmy Choo womens handbag white leather grained mini
satchel' will be used by 'students'. Is this judgement reasonable? NO
The product 'Rumikrafts Handmade Floral Trinket box heart shaped, Valen-
tine gift for her' will be used by 'jewelley owner'. Is this judgement reason-
able? YES
... [More examples]...

The product '{product}' will be used by '{factor}'. Is this judgment reasonable?
```

**Table 10: Prompt template of filtering product-to-where\_when of edges, where '{product}' and '{factor}' are placeholders for 'product' and 'where\_when' factor, respectively.**

```
# Instruction:
You are a labeling assistant, helping to clean invalid data. Please answer the
following questions correctly. If correct, return YES, otherwise return NO.
Just return YES or NO, don't return anything else.

# examples:
The product 'French A1 to B2: A complete guide' will be used in the 'language
learning' scenario. Is this reasonable? YES
The product 'Arcteryx snow sports cargo pants XX_Large 32' will be used
in the 'hiking' scenario. Is this reasonable? NO
... [More examples]...

The product '{product}' will be used in the '{factor}' scenario. Is this reason-
able?
```

**Table 11: Prompt template of filtering query-to-who of edges, where '{query}' and '{factor}' are placeholders for 'query' and 'who' factor, respectively.**

```
# Instruction:
You are a labeling assistant, helping to clean invalid data. Please answer the
following questions correctly. If correct, return YES, otherwise return NO.
Just return YES or NO, don't return anything else.

# examples:
The user searched for 'Electronic drum set for kids', which means the user
is a 'beginner'. Is this reasonable? YES
The user searched for 'Arcteryx snow sports cargo pants', which means the
user is a 'beach lover'. Is this reasonable? NO
... [More examples]...

The user searched for '{query}', which means the user is a '{factor}'. Is this
reasonable?
```

**Table 12: Prompt template of filtering query-to-where\_when of edges, where '{query}' and '{factor}' are placeholders for 'query' and 'where\_when' factor, respectively.**

```
# Instruction:
You are a labeling assistant, helping to clean invalid data. Please answer the
following questions correctly. If correct, return YES, otherwise return NO.
Just return YES or NO, don't return anything else.

# examples:
The user searched for '#2 pencils HB wood cased', indicating that the user's
usage scenario is 'going out'. Is this reasonable? NO
The user searched for '#2 pencils HB wood cased', indicating that the user's
usage scenario is 'classroom'. Is this reasonable? YES
... [More examples]...

The user searched for '{query}', which indicates that the user's usage scenario
is '{factor}'. Is this reasonable?
```

**Table 13: The prompt template of clustering, where the '{factor}' is the placeholder for the input factor list.**

```
# Instruction: 1. Use a summary phrase to summarize the provided phrase
list. 2. The general phrase should be less than 2 words. 3. Only the general
phrase part is output, but the phrase list part is not output.

# Example 1:
- Phrase list: [slip on shoes, loafer shoes]
- General phrase: slip-on loafer
# Example 2:
- Phrase List: [cotton t-shirt, breathable t-shirt, t-shirt made of cotton]
- General phrase: breathable cotton t-shirt
... [More examples]...

# Example 6:
- Phrase List: {factors}
- General phrase:
```