

Non-uniqueness of the steady state for run-and-tumble particles with a double-well interaction potential

Léo Touzo^{1,2} and Pierre Le Doussal¹

¹*Laboratoire de Physique de l'Ecole Normale Supérieure,
CNRS, ENS and PSL Université, Sorbonne Université,
Université Paris Cité, 24 rue Lhomond, 75005 Paris, France*

²*Center for Living Systems and Department of Physics,
University of Chicago, Chicago, Illinois 60637, USA*

(Dated: January 16, 2026)

We study N run-and-tumble particles (RTPs) in one dimension interacting via a double-well pairwise potential $W(r) = -k_0 r^2/2 + g r^4/4$, which is repulsive at short interparticle distance r and attractive at large distance. At large time, the system forms a bound state where the density of particles has a finite support. We focus on the determination of the total density of particles in the stationary state $\rho_s(x)$, in the limit $N \rightarrow +\infty$. We obtain an explicit expression for $\rho_s(x)$ as a function of the “renormalized” interaction parameter $k = k_0 - 3m_2$ where m_2 is the second moment of $\rho_s(x)$. Interestingly, this stationary solution exhibits a transition between a connected and a disconnected support for a certain value of k , which has no equivalent in the case of Brownian particles. Analyzing in detail the expression of the stationary density in the two cases, we find a variety of regimes characterized by different behaviors near the edges of the support and around $x = 0$. Furthermore, by studying the relation between k and k_0 , we find that the mapping $k_0 \rightarrow k$ becomes multi-valued below a certain value of the tumbling rate γ of the RTPs for some range of values of k_0 near the transition, implying the existence of two stable solutions. Finally, we show that in the case of a disconnected support, it is possible to observe steady states where the density $\rho_s(x)$ is not symmetric, characterized by a third moment m_3 which can take a continuous range of values. All our analytical predictions are in good agreement with numerical simulations already for systems of $N = 100$ particles. The non-uniqueness of the stationary state is a particular feature of this model in the presence of active (RTP) noise, which contrasts with the uniqueness of the Gibbs equilibrium for Brownian particles. We argue that these results are also relevant for a class of more realistic interactions with both an attractive and a repulsive part, but which decay at infinity.

I. INTRODUCTION AND MAIN RESULTS

A. Overview

There is much current interest in the study of interacting active particles [1–5]. Due to their intrinsically out-of-equilibrium nature, such systems exhibit new types of phase transitions, such as motility-induced phase separation, i.e. a separation between a dense and a dilute phase in the presence of short-range repulsive interactions [6–11]. To study such systems analytically, hydrodynamic approaches and perturbative methods have been developed [11–16]. However, there are currently very few exact results available, even for one dimensional systems. Notable exceptions include the two-particle case [17–26], harmonic chains [27–30], as well as some specific lattice models with contact interactions [31–37].

In the continuum, one of the simplest models of active particle is the run-and-tumble particle (RTP), inspired by the motion of *E. Coli* bacteria [38]. In one dimension, it is driven by so-called telegraphic noise, which alternates between two values at a constant rate [12, 39–44]. Recently we have considered a system of N RTPs in one dimension, interacting via a pairwise power law potential [45]. In particular we have studied two cases of long range interactions, the logarithmic potential, which can be seen as an active generalization of the Dyson Brownian motion [46], and the linear 1D Coulomb potential, also called active rank diffusions [47, 48]. In both cases, the aim was to compute the density of particles in the steady state in the limit of large N . In the case of an attractive 1D Coulomb interaction, one finds that the particles form a bound state which exhibits a transition between a smooth density with unbounded support, and a density with bounded support displaying clusters at the edges [47, 48].

Another form of potential interaction which is often considered involves a repulsive part at short interparticle distance and an attractive part at large distance, such as the Lennard-Jones potential which decreases to zero at infinity. For active particles in two space dimensions, such interactions have been shown to lead to a reentrant phase transition [49, 50].

In this paper we consider a toy model for such interactions, which consists in N one-dimensional RTPs interacting via a pairwise polynomial potential of the form $W(r) = -k_0 r^2/2 + g r^4/4$, which for $k_0, g > 0$ is repulsive at short distance and attractive at large distance. We find that in the steady state the system forms a bound state with a bounded support, which exhibits a transition between a joint support and a disconnected support where particles spontaneously split into two groups. Furthermore, remarkably, we find that the steady state is not unique, and that in some range of parameters it exhibits bistability, as well as a breaking of the parity symmetry. The steady state which is reached at large time is found to depend on some features of the initial conditions. By contrast, both of these features are absent in the case of Brownian particles, for which the Gibbs equilibrium is unique. We note that, although this work focuses on the large N limit of the model, the existence of multiple steady states and the breaking of parity symmetry are already visible for small values of N , as we have observed from numerical simulations, which we report in Appendix B.

Our model has two advantages from a computational perspective. First, $W'(0) = 0$, hence it allows for particle crossings and therefore allows to use the extension of the Dean-Kawasaki method [51, 52] to the RTP (while it was shown that this method fails to describe single-file active particles [46]). Second, it is simple enough so that the self-consistent equation obeyed by the stationary density in the large N limit, derived in [47], can be solved analytically. Furthermore, although our model has an interaction force $-W'(r)$ which diverges at large distance, which is a priori an unrealistic feature, one can make an argument that a similar behavior can be observed for more realistic interaction forces which vanish at infinity, but for which the system still has a bound state. A more precise criterion for the existence of a bound state and for the transition from single to disjoint support is discussed in Appendix C, and is confirmed by a numerical simulation. In that case we expect all the results obtained for the double well toy model to be qualitatively relevant.

We now describe the model in more details, present the general method for the solution, and summarize the main results.

B. Model and methodology

We consider N run-and-tumble particles in one dimension interacting via a two-body potential $W(x)$, which can be described by the equations of motion

$$\frac{dx_i}{dt} = -\frac{1}{N} \sum_{j=1}^N W'(x_i - x_j) + v_0 \sigma_i(t) + \sqrt{2T} \xi_i(t) , \quad (1)$$

where the $\sigma_i(t)$ are i.i.d. telegraphic noises, which switch between values ± 1 with a rate γ (called the tumbling rate) and the $\xi_i(t)$ are i.i.d. Gaussian white noises with unit variance. In the case where the interaction potential $W(x)$ is sufficiently attractive, the stationary state has the form of a bound state. One defines the time-dependent densities, with $\sigma = \pm 1$

$$\rho_\sigma(x, t) = \frac{1}{N} \sum_i \delta(x - x_i(t)) \delta_{\sigma, \sigma_i(t)} , \quad (2)$$

as well as the total density ρ_s and the “magnetization” ρ_d ,

$$\rho_s(x, t) = \rho_+(x, t) + \rho_-(x, t) \quad , \quad \rho_d(x, t) = \rho_+(x, t) - \rho_-(x, t) . \quad (3)$$

If $W'(0) = 0$, the particles can always cross even for $T = 0$, and one can use the Dean-Kawasaki method [51, 52] for 1D RTPs introduced in [46]. In the large N limit, for $T = 0$, we have shown in [47] (the derivation is recalled in Appendix A) that the stationary density obeys the self-consistent equation

$$\rho_s(x) = \frac{K}{v_0^2 - \tilde{F}(x)^2} e^{2\gamma \int^x dz \frac{\tilde{F}(z)}{v_0^2 - \tilde{F}(z)^2}} , \quad \tilde{F}(z) = - \int dy W'(z - y) \rho_s(y) , \quad (4)$$

where K is a constant determined by normalization. Here $\tilde{F}(x)$ is an effective force field, which depends itself on the density. Once the total density $\rho_s(x)$ is known, the density $\rho_d(x)$ is obtained as

$$\rho_d(x) = - \frac{\tilde{F}(x)}{v_0} \rho_s(x) . \quad (5)$$

The equation (4) holds when the support of $\rho_s(x)$ is a single interval, but can be generalized to the case where the support is a union of disjoint intervals. This is precisely the situation that we will study below.

In the present paper, we will focus on an example of interaction $W(x)$ where these self-consistent equations can be solved explicitly, namely the case of a double well potential

$$W(x) = -k_0 \frac{x^2}{2} + g \frac{x^4}{4} \quad (6)$$

(which indeed satisfies $W'(0) = 0$). We focus on the case $g > 0$, for which the interaction is attractive at large distance. The double well potential is of particular interest since it can exhibit a phase transition where the bound state splits into two spatially disconnected components. Indeed, for $k_0 < 0$ the interaction is always attractive, but for $k_0 > 0$ it becomes repulsive at short distance. There is thus a tendency for the particles to separate. Indeed, in the passive case $v_0 = 0$, there is phase transition at $T = 0$ for $k_0 = 0$, where the particles split into two packets located at $x = \pm \frac{1}{2} \sqrt{k_0/g}$ for $k_0 > 0$. At finite $T > 0$, this transition becomes a change of behavior from a unimodal to a bimodal equilibrium density, which now occurs at a non-trivial value

$$k_0 = 6 \frac{\Gamma(3/4)}{\Gamma(1/4)} \sqrt{gT} . \quad (7)$$

It is thus interesting to study the case of active noise to see whether similar phenomena occur.

C. Main results

Consider now the model of RTPs defined by (1) with $T = 0$ and $v_0 > 0$. In this case, there are two dimensionless parameters

$$\tilde{k}_0 = \frac{k_0}{(gv_0^2)^{1/3}} \quad , \quad \tilde{\gamma} = \frac{\gamma}{(gv_0^2)^{1/3}} . \quad (8)$$

We perform a rescaling of the space and time variables as

$$x = (v_0/g)^{1/3} \tilde{x} \quad , \quad t = g^{-1/3} v_0^{-2/3} \tilde{t} , \quad (9)$$

where \tilde{x} and \tilde{t} are now dimensionless. In the rest of the paper we will work in dimensionless coordinates but we will drop the tilde notation, which amounts to setting $g = 1$ and $v_0 = 1$, so that the only independent parameters are k_0 and γ .

As in the passive case, we will work in the reference frame of the center of mass (which, in the absence of external potential, diffuses freely as $\bar{x} \sim \sqrt{2D_N t}$, with $D_N = \frac{1}{N} \frac{v_0^2}{2\gamma}$).

In the first part of the paper, Sec. II, we assume that the stationary density $\rho_s(x)$ is symmetric around $x = 0$. This can be realized by starting from an initial condition $\rho_s(x, t = 0)$ which is itself symmetric. Under this assumption, the odd moments of $\rho_s(x)$ vanish and the effective force field takes the form

$$\tilde{F}(x) = - \int dy (-k_0(x-y) + (x-y)^3) \rho_s(y) = -(-k_0 + 3m_2)x - x^3 = -x(x^2 - k) , \quad (10)$$

where we introduce

$$k = k_0 - 3m_2 \quad , \quad m_n := \int dy y^n \rho_s(y) , \quad (11)$$

and where we have defined the moments m_n of the total density. Here k is the “renormalized” version of the “bare” interaction parameter k_0 . We see that the force acting on a given particle $\tilde{F}(x)$ only depends on the positions of the other particles through the second moment m_2 of the distribution $\rho_s(x)$. Hence we can compute the stationary distribution $\rho_s(x)$ for a given value of k and compute a posteriori the corresponding value of the bare parameter k_0 . Let us now summarize the main results. We start by discussing the results in terms of the renormalized parameter k , and discuss afterwards the relation between k and k_0 .

The first result is that there is a transition in the support of the stationary density at a critical value $k = k_c$ of the renormalized parameter.

- For $k < k_c = 3/2^{2/3}$, the support of $\rho_s(x)$ is a single interval $[-y_1, y_1]$, with $y_1 > 0$. The explicit formula for $\rho_s(x)$ is given in Eq. (43).
- For $k > k_c = 3/2^{2/3}$, the support of $\rho_s(x)$ is the union of two disjoint intervals $[-y_1, y_3]$ and $[-y_3, y_1]$, with $y_1 > 0$ and $y_3 < 0$. In that case the density has the form

$$\rho_s(x) = K(y_1^2 - x^2)^{\eta_1-1} (x^2 - y_2^2)^{\eta_2-1} (x^2 - y_3^2)^{\eta_3-1} \theta(-y_3 < |x| < y_1) , \quad (12)$$

where K is a normalization constant and the exponents η_i are given in (30). In all cases y_1, y_2 and y_3 are roots of a cubic equation given in (25), and are plotted as a function of k in Fig. 1 (left panel).

- For $k = k_c$, i.e. in the critical case, the support of $\rho_s(x)$ is still the union of two disjoint intervals $[-y_1, y_3]$ and $[-y_3, y_1]$. What happens is that for $k > k_c$ the interval $[y_3, -y_3]$ is filled by particles, but with a density which vanishes continuously as $k \rightarrow k_c^-$. For $k = k_c$ the stationary density reads

$$\rho_s(x) = f_{\gamma/3k_c} \left(\sqrt{\frac{3}{k_c}} x \right) \quad , \quad f_\alpha(z) = A(4 - z^2)^{\alpha-1} (z^2 - 1)^{-\alpha-2} e^{\frac{-6\alpha}{z^2-1}} \theta(1 < z^2 < 4) , \quad (13)$$

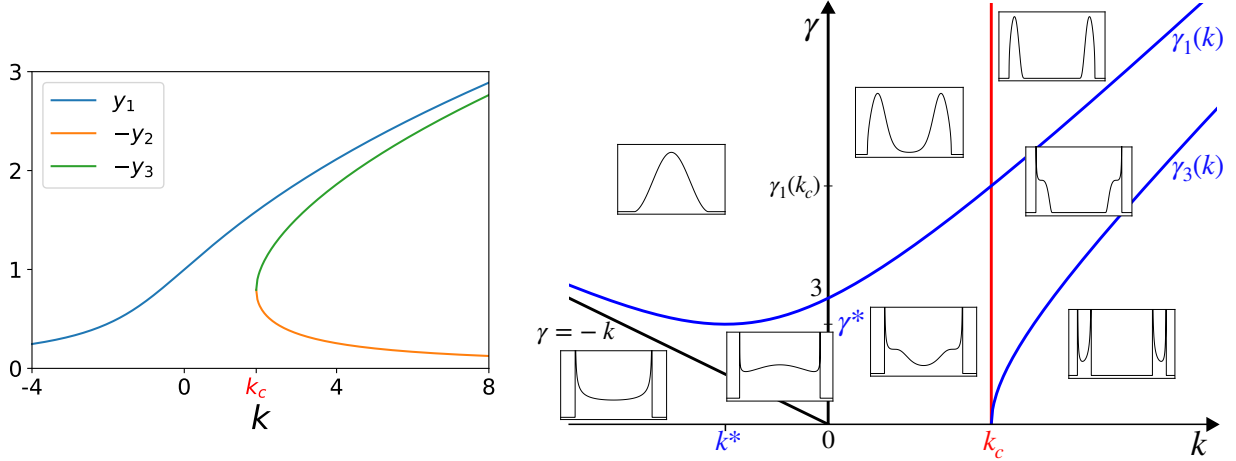


FIG. 1. Left: Plot of the absolute values of the real roots of (25), y_1 , $-y_2$ and $-y_3$, as a function of k . The largest root y_1 is real positive for any k and is a continuous function of k . The roots y_2 and y_3 are real only for $k > k_c$ and are both negative, with $0 < -y_2 < -y_3 < y_1$. Right: Diagram showing the different regimes in the behavior of the density $\rho_s(x)$, in the (k, γ) -plane. Each regime is illustrated by an inset plot of $\rho_s(x)$ obtained from the analytical expression for $N \rightarrow \infty$. The vertical red line at $k = k_c = 3/2^{2/3} = 1.88988\dots$ marks the transition from a connected support for $k < k_c$ to a disconnected support for $k > k_c$. The blue curves indicate a change in the edge behavior, from diverging to vanishing (at the exterior edges $\pm y_1$ for $\gamma_1(k)$ and at the interior edges $\pm y_3$ for $\gamma_3(k)$). The curve $\gamma_1(k)$ has a minimum at $k^* = -3/2^{4/3} = -1.19055\dots$, corresponding to $\gamma^* = 3/2^{1/3} = 2.38110\dots$, below which $\rho_s(x)$ always diverges at $\pm y_1$. Finally, the black lines $k = 0$ and $k = -\gamma$ indicate a change of convexity of $\rho_s(x)$ around $x = 0$. We also indicate the important intersection values $\gamma_1(0) = 3$ and $\gamma_1(k_c) = 9/2^{2/3} = 5.66964\dots$. The blue curve $\gamma_1(k)$ asymptotically coincides with the line $\gamma = -k$ as $k \rightarrow -\infty$, while for $k \rightarrow +\infty$, both $\gamma_1(k)$ and $\gamma_2(k)$ are asymptotically equal to $2k$. Note that this diagram is represented as a function of the renormalized parameter k , hence one should also take into account the mapping $k_0 \rightarrow k$, which as discussed in the text is multi-valued in a small region (small γ and k near k_c).

where A is a normalization constant. From this one can deduce the critical value of k_0 which corresponds to $k = k_c = 3/2^{2/3}$,

$$k_{0,c} = k_c + 3m_2(k_c) \quad , \quad m_2(k_c) = \frac{k_c}{3} \frac{\int_1^4 dz z^2 f_{\gamma/3k_c}(z)}{\int_1^4 dz f_{\gamma/3k_c}(z)} . \quad (14)$$

In addition, we find that as $k \rightarrow k_c^-$, the density at $x = 0$ vanishes continuously as

$$\rho_s(0) \propto \exp\left(-\frac{2^{1/3}\pi\gamma}{\sqrt{3(k_c - k)}}\right) , \quad (15)$$

i.e. it exhibits an essential singularity.

The transition between a connected and a disconnected support at $k = k_c$ is marked by a vertical red line in the diagram of Fig. 1 (right panel). This diagram also illustrates the different regimes in the plane (k, γ) for the stationary density, depending on (i) its behavior near the edges $\pm y_1$ and $\pm y_3$, characterized by the two curves $\gamma_1(k)$ and $\gamma_3(k)$ (in blue in the figure), and (ii) its convexity around $x = 0$. In particular, $\rho_s(x)$ vanishes algebraically at the exterior edges $\pm y_1$ when $\gamma > \gamma_1(k)$ and diverges when $\gamma < \gamma_1(k)$, and similarly at the interior edges when $k > k_c$ (with $\gamma_1(k)$ replaced by $\gamma_3(k)$).

In Fig. 1, the behavior of the stationary density is represented as a function of γ and of the renormalized interaction parameter k . The true physical parameter describing the interaction is however the bare parameter k_0 . It is thus important to study the relation between k and k_0 , which can be computed a posteriori from (11). This relation is plotted numerically in Fig. 4. Crucially, we find that, while k_0 is a monotonously

increasing function of k for $\gamma > \gamma_c = 0.1787\dots$, it becomes non-monotonous for $\gamma < \gamma_c$. This means that the function $k(k_0)$ is multi-valued on some range $[k_0^{min}, k_0^{max}]$. In this range of values of k_0 , the system admits two distinct stable stationary densities.

We conclude our study in Sec. III by investigating the possibility of non-symmetric steady states, for which $\rho_s(-x) \neq \rho_s(x)$. We find that such steady states are indeed possible in the regime where $k > k_c$, i.e. when the support admits two disconnected components. Indeed, in this case it is possible to observe steady states where one component contains more particles than the other, leading to an asymmetric density $\rho_s(x)$. Such steady states can be characterized by the value of the third moment m_3 (throughout the study we impose $m_1 = 0$, which amounts to fixing the center of mass at $x = 0$). We find that m_3 may vary continuously inside a range of values $[-m_3^s, m_3^s]$ with $m_3^s = (k/k_c)^{3/2} - 1$, implying an infinite number of possible steady states, depending on the initial condition.

Finally, a limit of interest for RTPs is the diffusive limit obtained by taking $\gamma, v_0 \rightarrow +\infty$ with $T_{\text{eff}} = \frac{v_0^2}{2\gamma}$ fixed (at fixed k_0). In that limit one expects to recover the results for Brownian particles. One can see from (8) that it corresponds to $\tilde{k}_0 \rightarrow 0$, hence to a support of the density which is always joint, as expected from Gibbs equilibrium at temperature T_{eff} .

In order to test these analytical predictions, obtained in the limit $N \rightarrow +\infty$, we have performed direct numerical simulations of the equation of motion (1). The stationary density is determined by averaging over a large time window. We find a good agreement between theory and numerics already for $N = 100$ (see Fig. 3). In particular, both the bistability (see Fig. 5) and the existence of asymmetric steady states (see Fig. 8) are confirmed by these numerical results. The case of small values of N is discussed in Appendix B.

II. DERIVATION OF THE RESULTS IN THE SYMMETRIC CASE

We now derive the results announced in the previous section for the model defined in (1), with the double-well interaction potential defined in (6).

A. Passive case

Let us first discuss the purely passive case, i.e. $v_0 = 0$ and $T > 0$, for which the system reaches canonical equilibrium. The distribution of the particle positions is then given by the Gibbs measure

$$\mathcal{P}(x_1, \dots, x_N) \propto e^{-\frac{1}{NT} \sum_{i < j} W(x_i - x_j)} . \quad (16)$$

for any (sufficiently attractive) interaction potential W such that \mathcal{P} is normalizable on the real axis. In the limit of large N one can describe the system by a density field $\rho(x, t) = \frac{1}{N} \sum_i \delta(x - x_i)$, with a probability distribution (see e.g. [53])

$$\mathcal{P}[\rho] \propto \int d\lambda e^{-\frac{N}{T} (\frac{1}{2} \int dx dx' \rho(x) \rho(x') W(x - x') + T \int dx \rho(x) \log \rho(x) + i\lambda (\int \rho(x) - 1))} , \quad (17)$$

where the entropy term (second term) arises from the Jacobian of the mapping between the two descriptions, and $i\lambda$ is a Lagrange multiplier enforcing the constraint $\int dx \rho(x) = 1$. In the large N limit the functional integral is dominated by a saddle point. Taking a functional derivative with respect to the density of the term in the exponential, we obtain that the optimal density satisfies

$$\rho_{eq}(x) = K e^{-\frac{1}{T} \int dx' \rho_{eq}(x') W(x - x')} , \quad (18)$$

where K is a normalization constant. This is a self-consistent equation for the equilibrium density $\rho_{eq}(x)$. One can check that it coincides with the equation (4) for the purely active case in the limit $v_0, \gamma \rightarrow +\infty$ with $T = T_a = v_0/(2\gamma)$.

Let us now specialize to the double-well interaction potential $W(x) = -k_0 \frac{x^2}{2} + g \frac{x^4}{4}$ with $g > 0$ so that the equilibrium state is a bound state, and define the moments

$$m_n = \int dx x^n \rho_{eq}(x) . \quad (19)$$

Since the problem is invariant by translation we can work in the reference frame of the center of mass, such that $m_1 = 0$. Then one has

$$\int dx' \rho_{eq}(x') W(x - x') = -\frac{k_0}{2}(x^2 + m_2) + \frac{g}{4}(x^4 + 6m_2x^2 - 3m_3x + m_4) . \quad (20)$$

Since the thermal noise is unbounded the support of the equilibrium density for $T > 0$ is a single interval. Given the symmetries of the problem, the equilibrium density should then be even in x (below we will see however that in the purely active case, the support can be disjoint, allowing for asymmetric stationary states). We can thus fix $m_3 = 0$, leading to

$$\rho_{eq}(x) = K' e^{-\frac{1}{T}(-\frac{k_0}{2}x^2 + g\frac{x^4}{4})} , \quad k = k_0 - 3gm_2 , \quad (21)$$

where K' is another normalization constant. In that case the equilibrium density is thus simply related to the interaction potential $W(x)$, up to a renormalization of the parameter $k_0 \rightarrow k$, which should be determined self-consistently.

For $T \rightarrow 0$ there is a phase transition at $k = 0$, from a single delta peak at $x = 0$ for $k < 0$, to two delta peaks at $x = \pm\sqrt{k/g}$ for $k > 0$. The self-consistency condition gives, for $k_0 > 0$ and $T = 0$,

$$m_2 = \frac{k}{g} , \quad k = \frac{k_0}{4} , \quad (22)$$

and $k = k_0$ for $k_0 < 0$. Hence the transition occurs at $k_0 = 0$. This can also be obtained directly at $T = 0^+$ from the minimization of the interaction energy $E_{\text{int}} = \frac{1}{2} \int dx dx' \rho(x) \rho(x') W(x - x')$ (since the entropy term vanishes in this limit), with the ansatz $\rho_{eq}(x) = p\delta(x - x_1) + (1 - p)\delta(x - x_2)$. Indeed, in that case one has $E_{\text{int}} = p(1 - p)[-k_0(x_1 - x_2)^2 + \frac{g}{2}(x_1 - x_2)^4]$. For $k_0 < 0$, the minimum is $x_1 = x_2 = 0$. For $k_0 > 0$, the minimum is such that $E_{\text{int}} < 0$, thus to minimize the energy one has to take $p = 1/2$. By symmetry, we must then have $x_1 = -x_2$, from which we deduce that the optimal value is $x_{1,2} = \pm\frac{1}{2}\sqrt{k_0/g}$, which coincides with the solution we have just found.

For $T > 0$, the phase transition disappears, but at any T there is a change of behavior from a unimodal to a bimodal density at $k = 0$, i.e. at

$$k_0 = 3gm_2(0) , \quad m_2(0) = \frac{\int dx x^2 e^{-\frac{g}{T}\frac{x^4}{4}}}{\int dx e^{-\frac{g}{T}\frac{x^4}{4}}} = 2 \frac{\Gamma(3/4)}{\Gamma(1/4)} \sqrt{\frac{T}{g}} . \quad (23)$$

This change of behavior is characterized by the change of sign of the second order derivative of the density $\rho_{eq}(x)$ at $x = 0$.

B. Calculation of the stationary density in the purely active case

We now focus on the purely active case $T = 0$ and $v_0 > 0$. For now we assume that the stationary density $\rho_s(x)$ is even in x . We start from the self consistent equation (4), which we rewrite as

$$\rho_s(x) = \frac{K}{(1 - \tilde{F}(x))(1 + \tilde{F}(x))} \exp \left(\gamma \int^x dy \frac{1}{1 - \tilde{F}(y)} - \gamma \int^x dy \frac{1}{1 + \tilde{F}(y)} \right) , \quad (24)$$

where K is a normalization constant (the lower limits of the integrals are irrelevant due to normalization but should be chosen to avoid divergences, as we discuss below), and we recall that $\tilde{F}(x)$ was expressed in

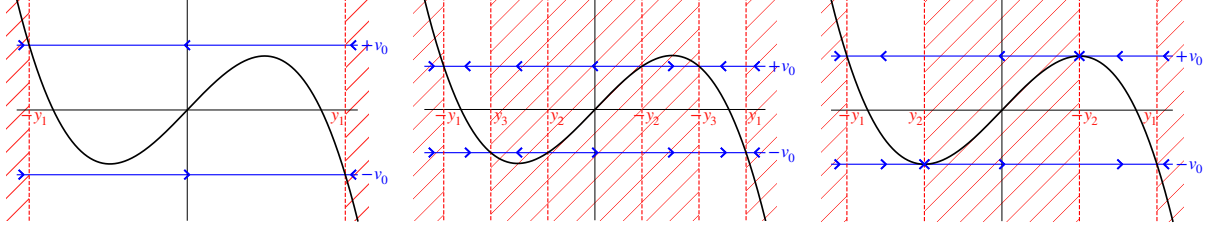


FIG. 2. Plot of $\tilde{F}(x)$ (black curve) in the 3 different regimes: $\Delta < 0$ (left), $\Delta > 0$ (center) and $\Delta = 0$ (right). The regions hatched in red are inaccessible to the particles in the stationary state. Particles in the $+$ state move to the right when the curve is above the line $-v_0$ (in blue), and to the left when it is below. Particles in the $-$ state move to the right when the curve is above the line $+v_0$ (in blue), and to the left when it is below. We recall that the particles switch between the states $+$ and $-$ with rate γ . The arrows on the bottom blue line indicate the direction of motion of $+$ particles, while the arrows on the top blue line indicate the direction of motion of $-$ particles. Crosses indicate points where the total velocity vanishes without changing sign, meaning that the particle would take an infinite time to reach this point (thus a tumbling event always occurs before it reaches it).

(10) as a function of the renormalized interaction parameter k . To determine the support of $\rho_s(x)$ we need to study the roots of the cubic equations (i.e. of the denominators in (24))

$$\begin{aligned} 0 &= -1 - \tilde{F}(y) = y^3 - ky - 1 = (y - y_1)(y - y_2)(y - y_3), \\ 0 &= 1 - \tilde{F}(y) = y^3 - ky + 1 = (y + y_1)(y + y_2)(y + y_3), \end{aligned} \quad (25)$$

where we note that $y_1 + y_2 + y_3 = 0$. The discriminant of a depressed cubic equation $t^3 + pt + q = 0$ is defined as $\Delta = -(4p^3 + 27q^2)$. For both equations in (25) this gives

$$\Delta = 4k^3 - 27. \quad (26)$$

This is negative for small (or negative) values of k , but it becomes positive when k crosses the critical value $k_c = 3/2^{2/3}$. There are thus 3 distinct cases, depending on the value of k , as represented schematically in Fig. 2 where we also describe the dynamics leading to these cases:

- If $k < k_c$, i.e. $\Delta < 0$, there is only one real root y_1 . In this case the support of the stationary density $\rho_s(x)$ is simply given by $[-y_1, y_1]$.
- If $k > k_c$, i.e. $\Delta > 0$, there are 3 real roots $y_1 > 0 > y_2 > y_3$. The support of the density is the union of two disjoint intervals $[-y_1, y_3]$ and $[-y_3, y_1]$.
- In the marginal case $k = k_c$, i.e. $\Delta = 0$, there is one positive real root y_1 and one real negative double root $y_2 = y_3$. In this case the support is again the union of $[-y_1, y_3]$ and $[-y_3, y_1]$, but the density vanishes exponentially at $\pm y_3$ instead of obeying a power law as in the other cases (see below).

We now compute the stationary density explicitly in these 3 cases. In the next section we will discuss in more detail its main features.

Disjoint support. We start with the case $\Delta > 0$, i.e. $k > k_c = 3/2^{2/3}$, where there are 3 real roots given by

$$y_{n+1} = 2\sqrt{\frac{k}{3}} \cos \left(\frac{1}{3} \arccos \left(\left(\frac{k_c}{k} \right)^{3/2} \right) - \frac{2\pi n}{3} \right), \quad n = 0, 1, 2. \quad (27)$$

One has $y_1 > -y_3 > -y_2 > 0$. Let us start by determining the support of the stationary density, using the diagram of Fig. 2 (central panel). First, all the particles which are outside the interval $[-y_1, y_1]$ have a total velocity $\tilde{F}(x) + \sigma$ which drives them towards this interval, so that at large times all the particles are inside

the interval $[-y_1, y_1]$. In addition, all the particles that are inside the interval $[-y_2, -y_3]$ (resp. $[y_3, y_2]$) move towards the right (resp. left) and become trapped inside the interval $[-y_3, y_1]$ (resp. $[-y_1, y_3]$) after some time. Since nothing prevents the particles initially located inside the central interval $[y_2, -y_2]$ to escape, it will empty itself as time goes on and in the stationary state all the particles will be located in one of the two intervals $[-y_1, y_3]$ and $[-y_3, y_1]$. In addition, if we assume that the initial distribution of the particles is symmetric, there will be on average the same number of particles in these two intervals, and the stationary distribution will be symmetric, compatible with our assumption. However, if there is an asymmetry in the initial distribution, the stationary state may be asymmetric. We will discuss this case in Sec. III

Thus in the present case $k > k_c$, the stationary density has two disjoint supports $[-y_1, y_3]$ and $[-y_3, y_1]$. Using (24), along with

$$\int^x dy \frac{1}{1 - \tilde{F}(y)} - \int^x dy \frac{1}{1 + \tilde{F}(y)} = \frac{\log(y_1^2 - x^2)}{(y_1 - y_2)(y_1 - y_3)} + \frac{\log(x^2 - y_2^2)}{(y_2 - y_1)(y_2 - y_3)} + \frac{\log(x^2 - y_3^2)}{(y_3 - y_1)(y_3 - y_2)} \quad (28)$$

(we recall that inside the support one has $y_2^2 < y_3^2 < x^2 < y_1^2$), we obtain

$$\rho_s(x) = K(y_1^2 - x^2)^{\eta_1 - 1} (x^2 - y_2^2)^{\eta_2 - 1} (x^2 - y_3^2)^{\eta_3 - 1}, \quad (29)$$

where the three exponents are

$$\begin{aligned} \eta_1 &= \frac{\gamma}{(y_1 - y_2)(y_1 - y_3)} = \frac{\gamma}{3y_1^2 - k} > 0, & \eta_2 &= \frac{\gamma}{(y_2 - y_1)(y_2 - y_3)} = \frac{\gamma}{3y_2^2 - k} < 0, \\ \eta_3 &= \frac{\gamma}{(y_3 - y_1)(y_3 - y_2)} = \frac{\gamma}{3y_3^2 - k} > 0, & \eta_1 + \eta_2 + \eta_3 &= 0. \end{aligned} \quad (30)$$

Here we have used that $-\tilde{F}'(y) = (y - y_1)(y - y_2) + (y - y_1)(y - y_3) + (y - y_2)(y - y_3) = 3y^2 - k$ to rewrite the exponents η_i . Note that since the density is zero around y_2 , the exponent $\eta_2 - 1$ does not correspond to any edge behavior. Thus we observe a change of behaviour between a divergence ($\eta_{1,3} < 1$) and a vanishing density ($\eta_{1,3} > 1$) at all edges, but it will occur for different values of the parameters for the edges at $\pm y_1$ and at $\pm y_3$. Note that since $y_3^2 < y_1^2$, one has $\eta_3 > \eta_1$, and thus as γ increases the vanishing of the density occurs first at the edges $\pm y_3$ (we recall that the y_i only depend on k). Finally, the value of the normalization constant K is obtained by normalizing $\rho_s(x)$ to 1, and the value of k_0 corresponding to this density profile can be computed from (11). One obtains the relation between k_0 and k

$$k_0 = k + 3m_2(k) \quad , \quad m_2(k) = \frac{\int_{-y_3}^{y_1} dx x^2 (y_1^2 - x^2)^{\eta_1 - 1} (x^2 - y_2^2)^{\eta_2 - 1} (x^2 - y_3^2)^{\eta_3 - 1}}{\int_{-y_3}^{y_1} dx (y_1^2 - x^2)^{\eta_1 - 1} (x^2 - y_2^2)^{\eta_2 - 1} (x^2 - y_3^2)^{\eta_3 - 1}}. \quad (31)$$

where the y_i and η_i are given in (27) and (30) as a function of k . This relation will be studied in more detail in Section II C 3. For most of the parameter range it is monotonous and single-valued, with however an interesting small region where a bistability occurs.

Critical case. We now consider the critical case $\Delta = 0$, i.e. $k = k_c = 3/2^{2/3}$. Then there are one simple and one double real root,

$$y_1 = \frac{3}{k_c} = 2^{2/3} \quad , \quad y_2 = y_3 = -\frac{3}{2k_c} = -2^{-1/3}. \quad (32)$$

This gives

$$-1 - \tilde{F}(y) = (y - 2^{2/3})(y + 2^{-1/3})^2, \quad (33)$$

$$1 - \tilde{F}(y) = (y + 2^{2/3})(y - 2^{-1/3})^2. \quad (34)$$

Once again, we start by determining the support of the stationary density, using the diagram of Fig. 2 (right panel). As in the previous case, the particles which are outside the interval $[-y_1, y_1]$ all move towards this

interval, so that at large times all the particles are inside this interval. In addition, the particles can escape the interval $[y_2, -y_2]$ in a finite time, but they cannot go back inside this interval since it takes an infinite time to cross the lines $\pm y_2$ from the outside (the total velocity is either directed away from the interval or vanishes at this point). Thus, in the stationary state all the particles are located inside $[-y_1, y_2] \cup [-y_2, y_1]$.

Inside the disjoint support, the density reads, using again (24),

$$\rho_s(x) = \frac{K}{(2^{4/3} - x^2)(x^2 - 2^{-2/3})^2} \exp\left(-\frac{2}{3} \frac{\gamma}{x^2 - 2^{-2/3}} + \frac{2^{2/3}\gamma}{9} \ln\left(\frac{2^{4/3} - x^2}{x^2 - 2^{-2/3}}\right)\right) \quad (35)$$

$$= K(2^{4/3} - x^2)^{\frac{2^{2/3}}{9}\gamma-1} (x^2 - 2^{-2/3})^{-\frac{2^{2/3}}{9}\gamma-2} \exp\left(-\frac{2}{3} \frac{\gamma}{x^2 - 2^{-2/3}}\right), \quad (36)$$

where we recall that the support is $2^{-2/3} < x^2 < 2^{4/3}$. Contrary to the previous case, the density always vanishes exponentially at $\mp y_2 = \pm 2^{-1/3}$. At $\pm y_1 = \pm 2^{2/3}$, it vanishes algebraically for $\gamma > \gamma_s = 9/2^{2/3}$ and it diverges for $\gamma < \gamma_s$. Once again, the normalization constant K and the parameter k_0 can be computed a posteriori from the expression of $\rho_s(x)$. In particular the critical value of k_0 is given by (recalling $k_c = 3/2^{2/3}$)

$$k_{0,c} = \frac{3}{2^{2/3}} + 3m_2(k_c), \quad m_2(k_c) = \frac{\int_{2^{-1/3}}^{2^{2/3}} dx x^2 (2^{4/3} - x^2)^{\frac{2^{2/3}}{9}\gamma-1} (x^2 - 2^{-2/3})^{-\frac{2^{2/3}}{9}\gamma-2} \exp\left(-\frac{2}{3} \frac{\gamma}{x^2 - 2^{-2/3}}\right)}{\int_{2^{-1/3}}^{2^{2/3}} dx (2^{4/3} - x^2)^{\frac{2^{2/3}}{9}\gamma-1} (x^2 - 2^{-2/3})^{-\frac{2^{2/3}}{9}\gamma-2} \exp\left(-\frac{2}{3} \frac{\gamma}{x^2 - 2^{-2/3}}\right)}. \quad (37)$$

Connected support. We now consider the last case, $\Delta < 0$, i.e. $k < k_c$, for which there is only one real root

$$y_1 = u_+ + u_- \quad , \quad u_{\pm} = \frac{1}{2^{1/3}} \left(1 \pm \sqrt{1 - \left(\frac{k}{k_c}\right)^3}\right)^{1/3} \quad , \quad u_+ u_- = \frac{k}{3}, \quad (38)$$

with $u_+ u_- = \frac{1}{2^{2/3}} \frac{k}{k_c} = k/3$, and two complex conjugate roots

$$y_2 = \bar{y}_3 = \omega u_+ + \bar{\omega} u_- \quad , \quad \omega = \frac{-1 + i\sqrt{3}}{2}, \quad (39)$$

such that

$$(y \pm y_2)(y \pm y_3) = y^2 \pm ay + b, \quad \text{with} \quad a = 2\text{Re}(y_2) = -(u_+ + u_-) = -y_1, \quad (40)$$

$$\text{and} \quad b = |y_2|^2 = u_+^2 + u_-^2 - u_+ u_- = y_1^2 - k.$$

In this case the support of the stationary density is a single interval, $[-y_1, y_1]$ – see Fig. 2 (left panel). We now have to compute

$$\begin{aligned} \int^x dy \frac{1}{1 - \tilde{F}(y)} - \int^x dy \frac{1}{1 + \tilde{F}(y)} &= \int^x dy \frac{1}{(y + y_1)(y^2 - y_1 y + b)} + \int^x dy \frac{1}{(y - y_1)(y^2 + y_1 y + b)} \\ &= \frac{1}{b + 2y_1^2} \left[\ln(y_1^2 - x^2) - \frac{1}{2} \ln((x^2 + b)^2 - y_1^2 x^2) \right. \\ &\quad \left. - \frac{3y_1}{\sqrt{4b - y_1^2}} \left(\arctan\left(\frac{y_1 - 2x}{\sqrt{4b - y_1^2}}\right) + \arctan\left(\frac{y_1 + 2x}{\sqrt{4b - y_1^2}}\right) \right) \right]. \end{aligned} \quad (41)$$

Here we have used that

$$\frac{1}{(y + y_1)(y^2 - y_1 y + b)} = \frac{1}{b + 2y_1^2} \left(\frac{1}{y + y_1} - \frac{y - 2y_1}{y^2 - y_1 y + b} \right). \quad (42)$$

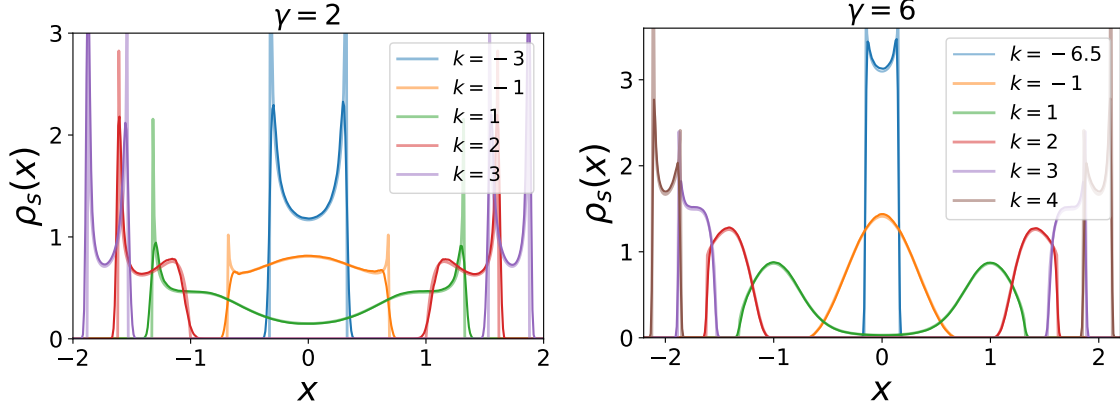


FIG. 3. Plots of the density $\rho_s(x)$ for different values of k (corresponding to different regimes in the diagram of Fig. 1 and for $\gamma = 2$ (left) and $\gamma = 6$ (right) (with $g = 1$, $v_0 = 1$ and $x_{init} = 1$). The plots in light colors show the theoretical prediction (given by (29) or (43)) while the darker lines were obtained by simulating the stochastic dynamics for $N = 100$ particles and averaging the histogram of positions in the steady state. For each value of k , the corresponding value of k_0 to be used in the simulations was computed numerically using the relation (11), and is given in Appendix D.

Using again (24), we obtain the stationary density as

$$\rho_s(x) = K(y_1^2 - x^2)^{\frac{\gamma}{3y_1^2 - k} - 1} ((x^2 + y_1^2 - k)^2 - y_1^2 x^2)^{-\frac{\gamma}{2(3y_1^2 - k)} - 1} \times \exp \left(-\frac{3\gamma y_1}{(3y_1^2 - k)\sqrt{3y_1^2 - 4k}} \left(\arctan \left(\frac{y_1 - 2x}{\sqrt{3y_1^2 - 4k}} \right) + \arctan \left(\frac{y_1 + 2x}{\sqrt{3y_1^2 - 4k}} \right) \right) \right), \quad (43)$$

where we recall that y_1 is given in (38). One can check that the factor $(x^2 + y_1^2 - k)^2 - y_1^2 x^2$ is always strictly positive for x in the support. Indeed, for $x > 0$ the condition $x^2 - y_1 x + y_1^2 - k > 0$ is always satisfied (the discriminant is $\Delta = 4k - 3y_1^2 = -3(y_1^2 - 4u_+ u_-) = -3(u_+ - u_-)^2 < 0$). As in the previous cases, the constant K is obtained from the normalization condition $\int_{-y_1}^{y_1} dx \rho_s(x) = 1$. One can then compute the second moment $m_2(k) = \int_{-y_1}^{y_1} dx x^2 \rho_s(x)$ from (43), and deduce the corresponding value of $k_0 = k + 3m_2(k)$.

Once again, we find that as γ is increased there is a change of behavior between a diverging and a vanishing density at the two edges $\pm y_1$, which occurs at the value $\gamma = 3y_1^2 - k$, as in the case of disjoint support for the external edges.

Finally, we have tested these predictions using numerical simulations. We solve numerically the equation of motion (1) at $T = 0$ for $N = 100$ particles, starting from a uniform initial condition on some interval $[-x_{init}, x_{init}]$ and we determine the stationary total density by time averaging the density in the center of mass frame at large time. For $k > k_c$, we instead start from an initial condition where the particles are separated into two groups of equal size, which allows to obtain a symmetric stationary state. Different choices of initial condition may lead to an asymmetric stationary state, see Sec. III. The results are displayed in Fig. 3 and show excellent agreement (although finite N effects are visible near the edges of the support in some cases).

C. General discussion of the results

In this section, we analyze the expressions of the stationary total density $\rho_s(x)$ obtained in the previous subsection, and study how the general features of the density evolve depending on the parameters. We recall that here we restrict to the case where the stationary density is even in x .

1. Relation between k and k_0

In the above section we have obtained the stationary density $\rho_s(x)$ as a function of the parameter k , with a transition occurring at $k = k_c$ between a single support for $k < k_c$ and a disjoint support for $k > k_c$. This allowed us to obtain k_0 as a function of k , i.e. $k_0 = k + 3m_2(k)$ where $m_2(k)$ is the second moment of ρ_s as a function of k . Expressions for $m_2(k)$ in terms of ratios of simple integrals were given in Eqs. (31), (37) for $k \geq k_c$, and a corresponding expression for $k < k_c$ can be obtained from (43) as explained there. It is important to now study how k depends on k_0 , i.e. to invert this relation. By numerically computing these integrals we find that there are two cases which are illustrated in Fig. 4:

- For $\gamma > \gamma_c = 0.1787369\dots$, one finds that $\frac{dk_0}{dk} > 0$, hence there is always a unique solution for k as a function of k_0 .
- For $\gamma < \gamma_c$, there is a region of values of k_0 , corresponding to k close to k_c , where there are several solutions for k as a function of k_0 , i.e. there are several values of k which correspond to the same k_0 , see Fig. 4. This is the bistable regime.

The value of γ_c was determined numerically as the value of γ for which the minimum of $\frac{dk_0}{dk}$ as a function of k (which is a monotonously increasing function of γ) is exactly zero.

The asymptotic behaviors of k versus k_0 can be obtained analytically. Indeed, the behavior of the edges $|y_{1,3}| \sim 1/|k|$ as $k \rightarrow -\infty$ and $|y_{1,3}| \sim \sqrt{k}$ as $k \rightarrow +\infty$ implies $m_2 \sim 1/k^2$ as $k \rightarrow -\infty$ and $m_2 \sim k$ as $k \rightarrow +\infty$, leading to $k \simeq k_0$ for $k \rightarrow -\infty$ and $k \simeq k_0/4$ for $k \rightarrow +\infty$. However the relation between k and k_0 depends on γ for $k = O(1)$. In particular, k vanishes for some strictly positive value of k_0 (which seems to increase as γ decreases).

2. Description of the transition in the absence of bistability

In Sec. IIB, we have seen that there is a transition at $k = k_c = 3/2^{2/3}$ between a phase where the density has a joint support $[-y_1, y_1]$ for $k < k_c$, and a phase with disjoint support $[-y_1, y_3] \cup [-y_3, y_1]$ for $k > k_c$, where the y_i are defined in (27) for $k > k_c$ and in (38)-(39) for $k < k_c$ (we recall that $y_3 < 0$). Note that y_1 is a continuous function of k even at $k = k_c$ (see Fig. 1), so that the external edges of the support vary continuously. However y_3 does not vanish as $k \rightarrow k_c$. Instead the interval $[y_3, -y_3]$ fills in continuously when k decreases from k_c . We find, from (43), that the density at the center $\rho_s(0)$ vanishes as $k \rightarrow k_c^-$ as

$$\rho_s(0) \propto \exp\left(-\frac{2^{1/3}\pi\gamma}{\sqrt{3(k_c - k)}}\right), \quad (44)$$

where we have used that $y_1 \simeq 2^{2/3}(1 - \frac{2^{4/3}}{9}(k_c - k))$, leading to $3y_1^2 - 4k \simeq \frac{4}{3}(k_c - k)$, and that K is strictly positive at $k = k_c$, hence we can neglect its k dependence at leading order. The density thus exhibits an essential singularity at k_c . We have plotted m_2 as a function of k and as a function of k_0 in Fig. 4, and one can see that these curves appear quite smooth around k_c . This is consistent with the fact that the density at zero exhibits only an essential singularity.

Let us however recall that the true physical parameter that we should consider is not k , but rather its non-renormalized counterpart k_0 . For $\gamma > \gamma_c$, the mapping between k_0 and k is smooth and single-valued, so that the picture does not change qualitatively when using k_0 as a parameter instead of k , i.e. in this case the order of the transition is still infinite. The case $\gamma < \gamma_c$ should however be discussed separately, which we now do.

3. Bistability

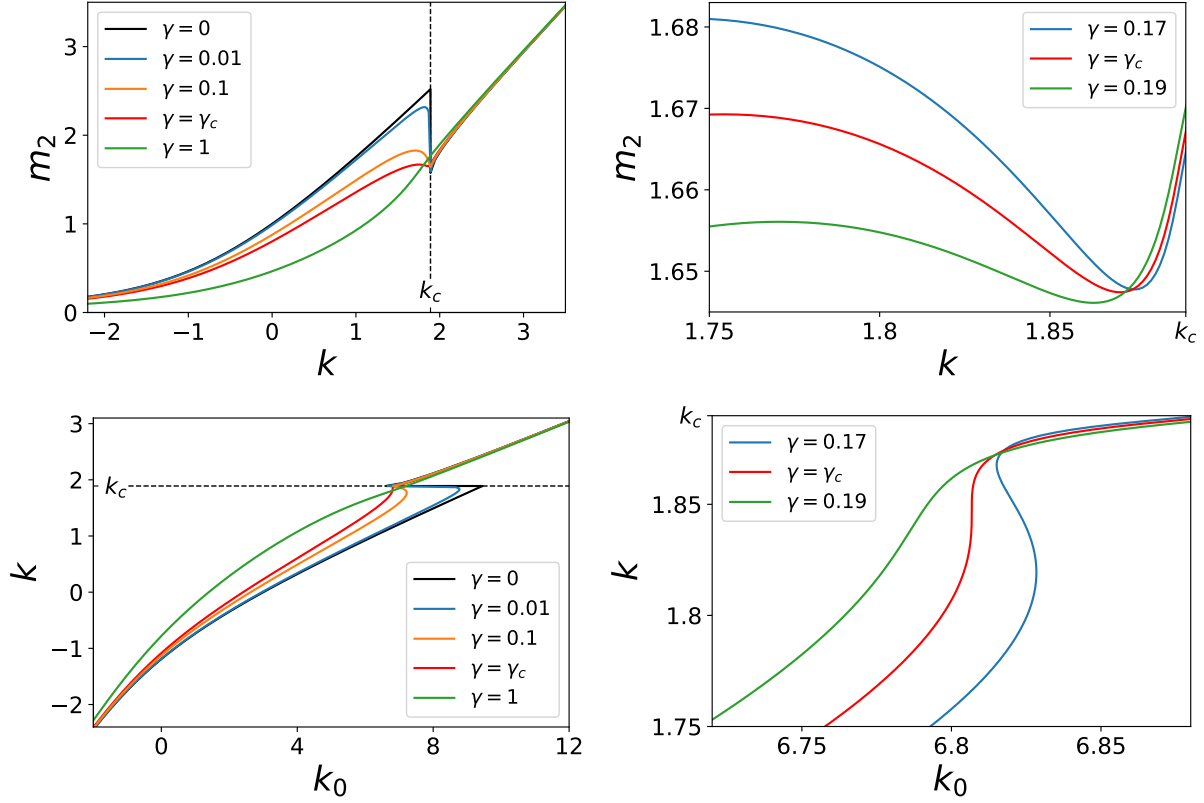


FIG. 4. Top left: Plot of m_2 versus k for different values of γ , obtained by evaluating numerically the integral in (31) for $k > k_c$, and from an equivalent expression deduced from (43) for $k < k_c$. In the limit $\gamma \rightarrow 0^+$ (black curve), $m_2(k)$ has a simple expression given in (47). In this case, the function $m_2(k)$ is discontinuous at k_c , but it is smooth for any $\gamma > 0$. Top right: Same plot zoomed around k_c , and for values of γ close to γ_c . While there seems to be a cusp at k_c for small $\gamma > 0$ when looking at the large scales, the function $m_2(k)$ appears to be smooth when zooming sufficiently. Bottom left: Plot of k versus k_0 (obtained by the same method). When γ is smaller than some critical value $\gamma_c = 0.1787369\dots$, the function $k_0(k)$ becomes non-monotonous close to k_c . The inverse function $k(k_0)$ thus becomes multi-valued, leading to the coexistence of 2 stable and one unstable steady states for the same value of k_0 , corresponding to different values of k . The value $\gamma_c = 0.1787369\dots$ was computed numerically, using as a criterion that the minimum of $\frac{dk_0}{dk}$ vs k vanishes at γ_c (it is negative for $\gamma < \gamma_c$ and positive for $\gamma > \gamma_c$). For $\gamma = 0^+$, the bistability occurs in the interval $k_0 \in [6.614585\dots, 9.449407\dots]$. Bottom right: Same plot zoomed around k_c , and for values of γ close to γ_c . The region where the function $k_0(k)$ is non-monotonous seems to be entirely located at $k < k_c$.

For $N \rightarrow +\infty$ and $\gamma < \gamma_c$, there exists an interval of values of k_0 around $k_{0,c}$ where there are three possible values of k ¹, see Fig. 4 (bottom). There are two possible situations. (i) For most values of γ and k_0 , two of these stationary state have a connected support ($k < k_c$) and the other one has a disconnected support ($k > k_c$). (ii) In a small region of parameters k_0 and γ however, we have noticed that all three solutions correspond to $k < k_c$, i.e. to a connected support, see Fig. 4 (bottom right). All three values correspond a priori to possible stationary states of the system, which however can be stable or unstable. We have not studied analytically the stability of these solutions (which seems a priori technically challenging). However, we have compared these predictions with numerical simulations for finite N as we now discuss.

The intermediate value, which is always very close to k_c , seems to be unstable and was never observed in the simulations. In case (i), the other two values however can both be realized, depending on the initial

¹ Note that for a given value of k there is however a unique corresponding value of k_0 , hence in particular the critical value $k_{0,c} = k_0(k_c)$ is uniquely defined.

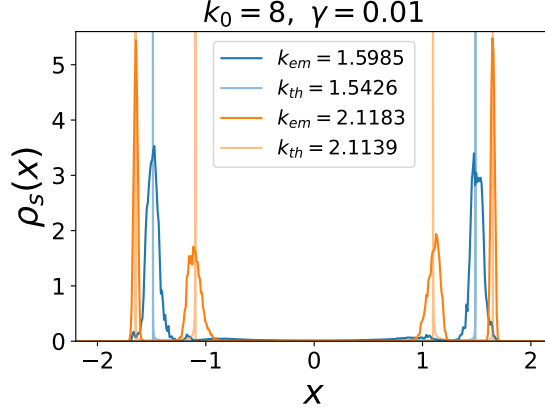


FIG. 5. Example where two steady states are observed in simulations for the same values of the parameters ($k_0 = 8$, $\gamma = 0.01$, $g = 1$, $v_0 = 1$ and $N = 100$). The two densities were obtained using the same uniform initial condition with support $[-1, 1]$, but for different realizations of the telegraphic noise. One of steady states (in blue) has a single support, while the other one (in orange) has a disjoint support. For each of the two steady states, the measured values of m_2 and k (k_{em} in the legend of the figure) coincide quite well with the two possible values predicted theoretically (k_{th} in the legend). The lighter lines show the two theoretical predictions for $N \rightarrow +\infty$ for the two possible values of k , which for such a small value of γ are very close to delta peaks at $x = \pm y_1$, and at $x = \pm y_3$ in the case of the disjoint support.

condition and on the realization of the noise, leading to two possible stationary states. An example from numerical simulations is shown in Fig. 5 (for $N = 100$ particles), where either one or the other stationary state is reached depending on the realization, starting from the same initial condition. The case (ii) is more difficult to observe in numerical simulations as it corresponds to a very limited range of parameters, and it is not clear whether both solutions are indeed stable in this case.

Note that an important consequence of this bistability is that in some range of parameters the transition between a connected and disconnected support is now discontinuous as a function of k_0 . Finally, there are two interesting questions for future investigations. It would be nice to be able to prove the stability properties of the different stationary solutions at infinite N . It is an open question whether at finite N the system can transition from one stationary state to the other over an extremely long period of time.

Limit $\gamma \rightarrow 0^+$. It is possible to obtain more quantitative results concerning this bistability in the limit where $\gamma \rightarrow 0^+$. In that limit the particles spend most of the time in the vicinity of the fixed points $\pm y_1$ and $\pm y_3$, and the stationary density becomes

$$\rho_s(x) = \frac{1}{4} (\delta(x + y_1) + \delta(x - y_3) + \delta(x - y_1) + \delta(x + y_3)) \quad , \quad k \geq k_c \quad , \quad (45)$$

$$\rho_s(x) = \frac{1}{2} (\delta(x + y_1) + \delta(x - y_1)) \quad , \quad k < k_c \quad . \quad (46)$$

The fact that all weights are equal is a consequence of our assumption that the stationary density is even and of the symmetry between $+$ and $-$ particles. Note that for $k = k_c$ the points $\pm y_1 = \pm y_2$ are still fixed points of the dynamics, so that this limiting case is in the continuity of $k > k_c$. One thus has, denoting $y_i = y_i(k)$ to emphasize their dependence in k ,

$$m_2(k) = \frac{1}{2} (y_1(k)^2 + y_3(k)^2) \quad , \quad k \geq k_c \quad , \quad (47)$$

$$m_2(k) = y_1(k)^2 \quad , \quad k < k_c \quad ,$$

The function $m_2(k)$ is right-continuous at $k = k_c = 3/2^{2/3}$, but it exhibits a jump at the left, equal to

$$\Delta m_2 = m_2(k_c) - m_2(k_c^-) = -\frac{1}{2}(y_1(k_c)^2 - y_3(k_c)^2) = -\frac{k_c}{2} = -\frac{3}{2^{5/3}}, \quad (48)$$

since $y_1(k_c)^2 = 2^{4/3}$ and $y_3(k_c)^2 = 2^{-2/3}$. This jump becomes smooth for $\gamma > 0$, as we have already discussed and as can be seen in Fig. 4. This jump implies that, for some values of k_0 , there are 2 possible values of k which satisfy

$$k_0 = k + 3m_2(k), \quad (49)$$

one for $k < k_c$ and one for $k \geq k_c$. For $\gamma = 0^+$ this happens in the range

$$k_0 \in [k_c + \frac{3}{2}(y_1(k_c)^2 + y_3(k_c)^2), k_c + 3y_1(k_c)^2] = [\frac{21}{2^{5/3}}, \frac{15}{2^{2/3}}] = [6.6145..., 9.4494...] . \quad (50)$$

When the value of γ is small but not 0^+ , the curve $k_0(k)$ becomes smooth and in the bistable region a third solution appears near $k = k_c$. This solution however is presumably unstable. Away from k_c the value of $m_2(k)$ does not change much as long as $\gamma \ll 1$. Around the jump at $k = k_c$ however, for the value of $m_2(k)$ is very sensitive to a small increase in γ . In fact the two limits $\gamma \rightarrow 0^+$ and $k \rightarrow k_c$ do not commute, since the relaxation time for the convergence to the fixed point $\pm y_3$ vanishes at k_c . This can be seen for instance in (44). One can thus expect that $m_2(k)$ will take a crossover form in the double limit $\gamma \rightarrow 0$, $k \rightarrow k_c$, as a function of $\gamma/|k - k_c|^\alpha$ with some unknown exponent α .

As a side remark, we note that in the limit $\gamma \rightarrow 0^+$, the values of y_1 and y_3 can be obtained explicitly as a function of the bare interaction parameter k_0 by inserting the relation (47) into the cubic equation (25) (using that $k = k_0 - 3m_2$). For $k < k_c$ this gives that y_1 is the only real root of

$$4y_1^3 - k_0y_1 - 1 = 0, \quad (51)$$

while for $k > k_c$, we obtain the coupled equations for y_1 and y_3

$$\frac{5}{2}y_1^3 + \frac{3}{2}y_1y_3^2 - k_0y_1 - 1 = 0, \quad (52)$$

$$\frac{5}{2}y_3^3 + \frac{3}{2}y_1^2y_3 - k_0y_3 - 1 = 0. \quad (53)$$

4. Edge Behavior

We now consider other general properties of the density, independently of the transition and bistability discussed above. The results of this section and the next are valid in both phases, for any values of k and γ .

Let us first consider the behavior of the stationary density at the edges, as a function of k , in both phases. The considerations below are summarized in Fig. 1 of the introduction (blue lines). We have seen in Sec. IIB that a change of behavior always occurs at $\gamma = \gamma_1(k) := 3y_1^2 - k$. We now show that $\gamma_1(k)$ has a single minimum as a function of k , which is strictly positive. To this aim, let us recall that y_1 is the largest root of the cubic equation $y_1^3 - ky_1 - 1 = 0$. Taking the derivative with respect to k leads to

$$\frac{dy_1}{dk} = \frac{y_1}{3y_1^2 - k}. \quad (54)$$

Now, we want to find the solution k^* of the equation $\frac{d}{dk}(3y_1^2 - k) = 0$, i.e. $6y_1 \frac{dy_1}{dk} = 1$. Using (54), this becomes $3y_1^2 + k = 0$. Replacing k in the cubic equation for y_1 , we obtain $y_1^* = 2^{-2/3}$, and thus

$$k^* = -\frac{3}{2^{4/3}}, \quad \gamma^* = \gamma_1(k^*) = \frac{3}{2^{1/3}}. \quad (55)$$

Note that this computation is valid both for $k < k_c$ and $k > k_c$, so that k^* is the only extremum of $\gamma_1(k)$ on the whole real axis. In addition the asymptotics of y_1 are given by

$$y_1(k) \sim \begin{cases} \sqrt{k} + \frac{1}{2k} + O(k^{-5/2}) & \text{for } k \rightarrow +\infty, \\ \frac{1}{|k|} + O(k^{-3}) & \text{for } k \rightarrow -\infty, \end{cases} \quad (56)$$

leading to $\gamma_1(k) \sim 2k$ for $k \rightarrow +\infty$ and $\gamma_1(k) \sim |k|$ for $k \rightarrow -\infty$, thus k^* is indeed a minimum².

The implication of these results is that, for $\gamma < \gamma^*$, one always has $\gamma/(3y_1^2 - k) < 1$, and thus the density always diverges at the edges $\pm y_1$. By contrast, for $\gamma > \gamma^*$, there is an interval $[k_1, k_2]$, with $k_1 < k^* < 0$ and $k_2 > k^*$, of values of k such that the density vanishes at $\pm y_1$. The size of this interval increases with γ . Note that one has $k_2 = -\gamma + y_1^2 > -\gamma$, which gives a lower bound for k_2 .

A natural question is whether a similar threshold value γ^* exists for the interior edges $\pm y_3$, when $k > k_c$. The computation performed above for y_1 is also valid for y_3 since it only uses the fact that it is a root of the cubic equation. This shows that the equation $\frac{d}{dk}(3y_3^2 - k) = 0$ has no solution on $[k_c, +\infty[$, and thus $\gamma_3(k) = 3y_3^2 - k$ is a monotonously increasing function of k on this interval. In addition, one has $y_3 = -1/2^{1/3}$ for $k = k_c$, thus $\gamma_3(k_c) = 0$, and $y_3(k) \sim -\sqrt{k} + \frac{1}{2k} + O(k^{-5/2})$ for $k \rightarrow +\infty$, thus $\gamma_3(k) \sim 2k \rightarrow +\infty$. Therefore the equation $\gamma = 3y_3^2 - k$ always has a unique solution k_3 for $k > k_c$, meaning that there is always an interval $[0, k_3]$, with $k_3 > k_2$, such that the stationary density vanishes at the internal edges $\pm y_3$, even for small γ (there is no threshold value analog to γ^* in this case). Both curves $\gamma_1(k)$ and $\gamma_3(k)$ are plotted in Fig. 1 (right panel). These curves separate the region where the density diverges from the one where it vanishes, at the edges $\pm y_1$ and $\pm y_3$ respectively.

5. Convexity around $x = 0$

As we have seen in Section II A, the transition at k_c is absent in the presence of Brownian noise $T > 0$, since it is due to the boundedness of the RTP noise. Similarly, the existence of divergences at the edges of the support are due to the persistence of the RTPs and are also absent in the Brownian case. However, as discussed above the passive case also has an interesting change of behavior at $T > 0$ between a unimodal and a bimodal distribution, which occurs at $k = 0$ (which we recall corresponds to a nontrivial value of k_0).

In the passive case the equilibrium density is $\rho_{eq}(x) = K e^{-\frac{1}{T}(-\frac{k}{2}x^2 + g\frac{x^4}{4})}$ (see above), which has a single maximum at $x = 0$ for $k \leq 0$, and two maxima at $x = \pm\sqrt{k/g}$ for $k > 0$ (with a local minimum at $x = 0$). It is therefore interesting to study the convexity of $\rho_s(x)$ around $x = 0$ to see if such a change of behavior also exists in the active case. Of course, this question is only relevant for $k < k_c$, where there is a single support.

Here we simply need to compute the second derivative of $\ln \rho_s(x)$ at $x = 0$ using (43). We find

$$\partial_x^2 \ln \rho_s(x)|_{x=0} = \frac{k(k + \gamma)}{y_1^2(y_1^2 - k)^2}. \quad (57)$$

As in the passive case, this expression is positive for $k > 0$, indicating that $x = 0$ is a local minimum of the density, and negative for $-\gamma < k < 0$, indicating that $x = 0$ is a local maximum (the denominator is always strictly positive). However, here there is an additional change of behavior, where $x = 0$ becomes again a local minimum for the density for $k < -\gamma$. This additional crossover is due to the accumulation of particles at the edges of the support for large persistence time. Note that the transition at $k = 0$ corresponds to a nontrivial value of k_0 , which can be computed using (43) with $y_1 = 1$, i.e.

$$\rho_s(x) = K(1 - x^2)^{\frac{2}{3}-1} ((x^2 + 1)^2 - x^2)^{-\frac{2}{6}-1} \exp\left(\frac{\gamma}{\sqrt{3}} \left(\arctan\left(\frac{2x-1}{\sqrt{3}}\right) + \arctan\left(-\frac{2x+1}{\sqrt{3}}\right)\right)\right) \quad (58)$$

from which one can compute the corresponding value of $k_0 = 3m_2$.

² Note also that the same method can be used to show that $b = y_1^2 - k$ is strictly positive for any $k < k_c$. Indeed, one finds that the solutions of $\frac{d}{dk}(y_1^2 - k) = 0$ should satisfy $y_1^2 = k$, which is incompatible with the cubic equation. This proves that b is a monotonously decreasing function of k , and thus it is always greater than its value at k_c , i.e. $b > 2^{-2/3}$.

III. NON SYMMETRIC STEADY STATE

Until now we have assumed that the stationary density $\rho_s(x)$ is symmetric, $\rho_s(-x) = \rho_s(x)$. This should be true in the large N limit if we start from a symmetric initial condition. It should also hold whenever the support has a single component, due to ergodicity. However, as we now show, if the initial condition is not symmetric, and if the support is disjoint, a non-symmetric stationary distribution is possible, where the particles are separated into two groups of different sizes. Such a distribution is characterized by a non-zero value of the third moment m_3 .

A. General properties

Let us search for a non-parity invariant solution of the self-consistent equation for $\rho_s(x)$ (4). We still impose $m_1 = 0$ by choosing the origin to be the center of mass, but one can now have a non zero m_3 . It turns out that the parameter m_3 can take a continuous range of values. To understand why we go back to the self-consistency condition which determine the stationary density, which we write as follows

$$2\gamma F(x)\rho_s(x) = \partial_x((v_0^2 - F(x)^2)\rho_s(x)) , \quad (59)$$

$$F(x) = \tilde{F}(x) := - \int dx' W'(x - x')\rho_s(x') , \quad (60)$$

where

$$\tilde{F}(x) = - \int dy (-k_0(x - y) + (x - y)^3)\rho_s(y) = m_3 + (k_0 - 3m_2)x - x^3 , \quad (61)$$

is the force that is obtained from the steady state density. The idea is to solve the first equation (59) for $\rho_s(x)$ with some arbitrary given $F(x)$, and then insert the solution in the r.h.s. of the second equation (60), which leads to a self consistent condition for $F(x)$, hence for $\rho_s(x)$. In practice we see that we can choose $F(x) = \mu_3 + kx - x^3$, where k and μ_3 must be determined by (60). Equation (61) then gives the condition $k = k_0 - 3m_2$, as in the symmetric case, as well as $\mu_3 = m_3$, where m_2 and m_3 should be interpreted as functions of k and μ_3 .

However, even before imposing this self-consistency condition (60), we see that integrating the first equation (59) over \mathbb{R} one obtains, using that $\rho_s(x)$ vanishes at infinity,

$$\int dx F(x)\rho_s(x) = 0 , \quad (62)$$

which, from (5), is equivalent to $\int dx \rho_d(x) = 0$, i.e. equilibration between the two species $\pm v_0$. Using that

$$\int dx F(x)\rho_s(x) = \int dx (\mu_3 + kx - x^3)\rho_s(x) = \mu_3 + km_1 - m_3 , \quad (63)$$

and the fact that we were free to choose $m_1 = 0$, we see that the equation $\mu_3 = m_3$ is always satisfied. Hence m_3 is undetermined and can take a continuous range of values (i.e. any value leading to a disconnected support).

Let us recall that we are considering here the case where the support of the density is disjoint. Let us denote Ω_L and Ω_R the two connected components (on the negative and positive side respectively). Then, one has furthermore that $\int_{\Omega_{R/L}} dx \tilde{F}(x)\rho_s(x) = 0$ for each component, which is equivalent to $\int_{\Omega_{R/L}} dx \rho_d(x) = 0$ in each component (i.e. each component equilibrates separately). We now define the left/right moments

$$m_n^{R/L} = \int_{\Omega_{R/L}} dx x^n \rho_s(x) \quad (64)$$

associated to each component. Using that $\tilde{F}(x) = m_3 + kx - x^3$ and integrating w.r.t. $\rho_s(x)dx$ we obtain the relations

$$\begin{aligned} m_3 m_0^L + k m_1^L &= m_3^L, \\ m_3 m_0^R + k m_1^R &= m_3^R, \end{aligned} \quad (65)$$

where $m_0^{R/L}$ are the fractions of particles in $\Omega_{R/L}$ with $m_0^R + m_0^L = 1$.

B. Detailed solution and support of the density

We now give the exact solution for the stationary density $\rho_s(x)$, as a function of the two parameters $k = k_0 - 3m_2$ and m_3 . The support of $\rho_s(x)$ is now determined by the two sets of roots of the two cubic equations

$$0 = -1 - \tilde{F}(y) = y^3 - ky - 1 - m_3 = (y - y_1)(y - y_2)(y - y_3), \quad (66)$$

$$0 = 1 - \tilde{F}(y) = y^3 - ky + 1 - m_3 = (y + y'_1)(y + y'_2)(y + y'_3). \quad (67)$$

As mentioned above, an asymmetric solution is only possible if the support is disconnected. This already implies that $k > k_c$. In addition, for a given value of $k > k_c$, only a finite range of values of m_3 are possible. Indeed, the solution is valid, only if the discriminants of both cubic equations (66) and (67) are positive, i.e. $\Delta = 4k^3 - 27(1 \pm m_3)^2 > 0$. This gives

$$|m_3| < m_3^c = \left(\frac{k}{k_c}\right)^{3/2} - 1, \quad k_c = \frac{3}{2^{2/3}}. \quad (68)$$

Any value of m_3 satisfying this condition is a priori possible. In this case, there are two sets of 3 real roots, which are given by

$$y_{n+1} = 2\sqrt{\frac{k}{3}} \cos\left(\frac{1}{3} \arccos\left((1 + m_3) \left(\frac{k_c}{k}\right)^{3/2}\right) - \frac{2\pi n}{3}\right), \quad n = 0, 1, 2, \quad (69)$$

$$y'_{n+1} = 2\sqrt{\frac{k}{3}} \cos\left(\frac{1}{3} \arccos\left((1 - m_3) \left(\frac{k_c}{k}\right)^{3/2}\right) - \frac{2\pi n}{3}\right), \quad n = 0, 1, 2. \quad (70)$$

These roots are ordered as follows

$$y_1 > 0 > y_2 > y_3, \quad y'_1 > 0 > y'_2 > y'_3, \quad y_1 > -y_3 > -y_2, \quad y'_1 > -y'_3 > -y'_2. \quad (71)$$

The support Ω is thus

$$\Omega = \Omega_L \cup \Omega_R, \quad \Omega_L = [-y'_1, y_3], \quad \Omega_R = [-y'_3, y_1], \quad (72)$$

see Fig. 6.

As in the symmetric case, the formal solution for (59) reads

$$\rho_s(x) = \frac{K}{(1 - \tilde{F}(x))(1 + \tilde{F}(x))} \exp\left(\gamma \int^x dy \frac{1}{1 - \tilde{F}(y)} - \gamma \int^x dy \frac{1}{1 + \tilde{F}(y)}\right), \quad (73)$$

where

$$\int^x dy \frac{1}{1 - \tilde{F}(y)} - \int^x dy \frac{1}{1 + \tilde{F}(y)} \quad (74)$$

$$= \frac{1}{(y'_1 - y'_2)(y'_1 - y'_3)} \log|x - y'_1| + 2 \text{ perm} + \frac{1}{(y_1 - y_2)(y_1 - y_3)} \log|x + y_1| + 2 \text{ perm}. \quad (75)$$

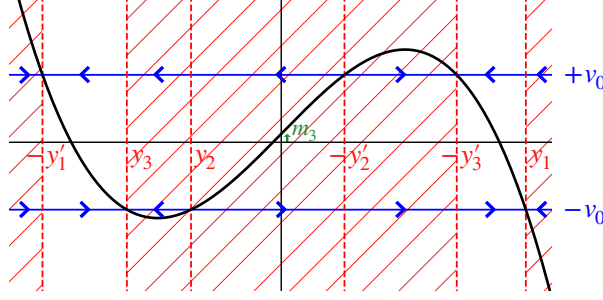


FIG. 6. Plot of $\tilde{F}(x)$ (black curve) with $m_3 > 0$, in the regime $\Delta > 0$. The regions hatched in red are inaccessible to the particles in the stationary state. Compared to the case $m_3 = 0$ (central panel of Fig. 2), the presence of a strictly positive m_3 corresponds to an upwards shift of the curve $\tilde{F}(x)$, which creates an asymmetry between the left and right components of the support $[-y'_1, y_3]$ and $[-y'_3, y_1]$.

Hence one now defines two sets of exponents

$$\eta_1 = \frac{\gamma}{(y_1 - y_2)(y_1 - y_3)} - 1 = \frac{\gamma}{3y_1^2 - k} - 1 \quad \text{and 2 perm} , \quad (76)$$

$$\eta'_1 = \frac{\gamma}{(y'_1 - y'_2)(y'_1 - y'_3)} - 1 = \frac{\gamma}{3(y'_1)^2 - k} - 1 \quad \text{and 2 perm} . \quad (77)$$

Here we have used that $-\tilde{F}'(y) = (y - y_1)(y - y_2) + (y - y_1)(y - y_3) + (y - y_2)(y - y_3) = 3y^2 - k$ to rewrite the exponents η_i and η'_i . Putting everything together, one can write

$$\rho_s(x) = K_R \tilde{\rho}_s^R(x) + K_L \tilde{\rho}_s^L(x) , \quad (78)$$

where

$$\tilde{\rho}_s^R(x) = (y_1 - x)^{\eta_1} (x + y'_3)^{\eta'_3} (x - y_2)^{\eta_2} (x - y_3)^{\eta_3} (x + y'_1)^{\eta'_1} (x + y'_2)^{\eta'_2} \theta(-y'_3 < x < y_1) , \quad (79)$$

$$\tilde{\rho}_s^L(x) = (y_3 - x)^{\eta_3} (x + y'_1)^{\eta'_1} (y_1 - x)^{\eta_1} (y_2 - x)^{\eta_2} (-y'_2 - x)^{\eta'_2} (-y'_3 - x)^{\eta'_3} \theta(-y'_1 < x < y_3) ,$$

and K_R and K_L are two normalisation constants. They are determined from the two conditions

$$\begin{aligned} K_R \tilde{m}_0^R + K_L \tilde{m}_0^L &= 1 , \\ K_R \tilde{m}_1^R + K_L \tilde{m}_1^L &= 0 , \end{aligned} \quad (80)$$

where we have defined $\tilde{m}_n^{R/L} = \int dx x^n \tilde{\rho}_s^{R/L}(x)$ (note that $m_n^{R/L} = K_{R/L} \tilde{m}_n^{R/L}$). Hence for each value of (k, m_3) all the constants are determined.

As in the symmetric case, one can determine a posteriori the corresponding value of $k_0 = k + 3m_2$. Note that m_2 now depends on m_3 , so that the mapping between k and k_0 is different for each value of m_3 (and in particular it differs from the symmetric case $m_3 = 0$). By contrast, the second “effective” parameter m_3 , which controls the asymmetry of the solution, cannot be mapped directly to one of the “true” parameters of the model. One can compute a posteriori the proportion m_0^R of particles on the right side of the support, which is another, perhaps more intuitive way to quantify the asymmetry of the steady state. However, this asymmetry is determined in a non-trivial way by the initial condition, as well as by the history of the noise in the case of large but finite N that we consider in the simulations (see below). The detailed study of this dependence goes beyond the scope of this paper.

C. Limit $\gamma \rightarrow 0^+$

In the limit $\gamma \rightarrow 0^+$ one can perform more explicit calculations. In that limit, the system spends all the time near the fixed points and the stationary density becomes

$$\rho_s(x) = \frac{1 - \alpha}{2} (\delta(x + y'_1) + \delta(x - y_3)) + \frac{\alpha}{2} (\delta(x + y'_3) + \delta(x - y_1)) , \quad (81)$$

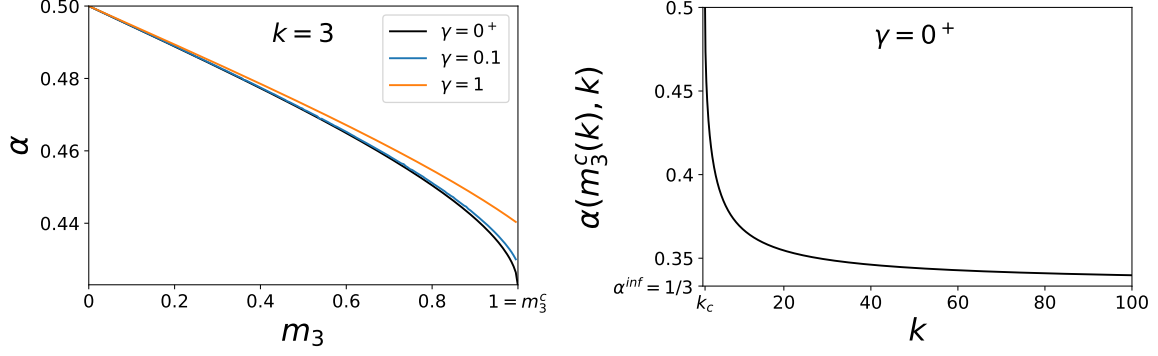


FIG. 7. Left: Proportion $\alpha = m_0^R$ of particles on the right component of the support as a function of m_3 , for $k = 3$ (other values of $k > k_c$ give qualitatively similar behaviors). The curve corresponding to the limit $\gamma \rightarrow 0^+$ was obtained from the expression (86), while the ones corresponding to $\gamma > 0$ were computed numerically using the expression of $\rho_s(x)$ given in (78)-(79). We find that (i) the limit $\gamma \rightarrow 0^+$ gives a lower bound for the value of α and (ii) α is always a monotonously decreasing function of m_3 . Right: Minimal value of α , reached for $m_3 = m_3^c$ and in the limit $\gamma \rightarrow 0^+$, as a function of k . It decreases with k towards the limiting value $\alpha^{inf} = 1/3$, which gives the general lower bound for α .

where $\alpha = m_0^R$ is the total weight (fraction of particles) in the positive part of the support (72), which we compute below. Contrary to (45), there is now an asymmetry between the left and right connected components of the support (parametrized by α). However, the symmetry between $+$ and $-$ particles still imposes that the weights of the delta peaks at y_1 and $-y'_3$ (resp. $-y'_1$ and y_3) are equal. Hence we have

$$m_1^R = \frac{\alpha}{2}(y_1 - y'_3) \quad , \quad m_1^L = \frac{1-\alpha}{2}(y_3 - y'_1) \quad , \quad (82)$$

$$m_3^R = \frac{\alpha}{2}(y_1^3 - (y'_3)^3) \quad , \quad m_3^L = \frac{1-\alpha}{2}(y_3^3 - (y'_1)^3) \quad , \quad (83)$$

where the $m_n^{R/L}$ are defined in (64).

Using the cubic equations (66) for $y = y_{1/3}$ and (67) for $y = -y'_{1/3}$, the equations (82)-(83) yield

$$m_3^R = km_1^R + \alpha m_3 \quad , \quad (84)$$

$$m_3^L = km_1^L + (1-\alpha)m_3 \quad . \quad (85)$$

We thus recover the equations (65), with $m_0^R = \alpha$ and $m_0^L = 1-\alpha$, which we have shown above hold for arbitrary γ . The condition $m_1 = m_1^R + m_1^L = 0$ allows to determine α from (82), which reads

$$\alpha = \frac{y'_1 - y_3}{y'_1 - y_3 + y_1 - y'_3} \quad . \quad (86)$$

Thus this gives $\alpha = m_0^R$ as a function of the y_i and y'_i , i.e. as a function of the two parameters k, m_3 . From (69)-(70), one can check that for $m_3 > 0$, one has $y_1 > y'_1$ and $-y'_3 > -y_3$ (see also Fig. 6). This implies that, for $m_3 > 0$, one has $\alpha < 1/2$, i.e. there are more particles on the left than on the right, but that the particles on the right side are further away from $x = 0$. Numerically we find that these observations remain true for any γ and that $\alpha = \alpha(m_3, k)$ is a decreasing function of m_3 for any k (see Fig. 7 – left panel).

Let us recall that the upper limiting allowed value for $m_3 > 0$ is $m_3^c = (k/k_c)^{3/2} - 1$. We find that the corresponding value $\alpha(m_3^c, k)$ is a decreasing function of k (see Fig. 7 – right panel). For this value we find

$$y_1 = 2\sqrt{\frac{k}{3}} \quad , \quad y_2 = y_3 = -\sqrt{\frac{k}{3}} \quad , \quad \text{exact} \quad (87)$$

$$y'_1 = y'_2 = \sqrt{\frac{k}{3}} + o(1) \quad , \quad y'_3 = -2\sqrt{\frac{k}{3}} + o(1) \quad , \quad k \rightarrow +\infty \quad (88)$$

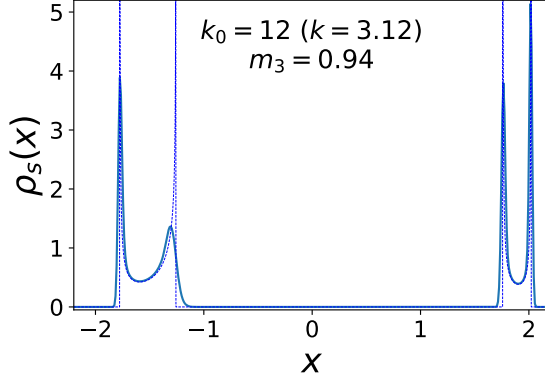


FIG. 8. Example of an asymmetric steady state density $\rho_s(x)$, for $k_0 = 12$, $g = 1$, $v_0 = 1$ and $\gamma = 1$. The full line is obtained from a numerical simulation with $N = 100$ particles, using an asymmetric initial condition: the particles are initially split into two groups, with 60 particles on the left and 40 on the right, equally separated on the intervals $[-10, -4]$ and $[6, 10]$ respectively (the x -axis is then shifted such that the center of mass is at $x = 0$). From the values of m_2 and m_3 obtained from the simulation, we also plot the theoretical prediction for $N \rightarrow +\infty$ (78)-(79) for the corresponding values of k and m_3 , in dashed lines. We find that the fraction of particles on the right in the stationary state is $\alpha = 0.45$ from the simulation and $\alpha = 0.445505\dots$ from the analytical expression, which match up to rounding error $1/(2N)$.

where the second line is valid for large k . This implies that α varies in the range

$$1/3 < \alpha(m_3, k) < 2/3, \quad (89)$$

where the limiting values are given by $\alpha(\pm m_3^c, k \rightarrow +\infty)$.

Finally, the observations above can give us an idea of what happens if one starts from an initial condition where $|m_3| > m_3^c$. Indeed in this case, the particles from the side with more particles can access the other side but cannot come back, and thus we expect the number of particles on each side to equilibrate and the value of $|m_3|$ to decrease until it reaches the critical value.

D. Numerical results

We have tested some of the predictions above in numerical simulations (for $N = 100$ particles). One finds that indeed starting from an asymmetric initial condition, e.g. separating the particles into two groups of unequal size at time $t = 0$, one can obtain a non-symmetric stationary density, which is well described by the expression (78)-(79) – see Fig. 8 for an example. In addition we have studied numerically small values of N in Appendix B. Interestingly, non-symmetric stationary densities can already be observed for $N = 5$. However, they did not arise in our simulations for $N = 3$ or 4, which could be interpreted as a sign that the limiting value $\alpha = 1/3$ computed above for $N \rightarrow +\infty$ also holds at finite N .

IV. CONCLUSION

In this paper we have considered N run-and-tumble particles in one dimension interacting via a pairwise double well potential $W(r)$, with associated parameter $k_0 = -W''(0)$. Thanks to a self consistent equation valid in the large N limit, we were able to express the stationary density $\rho_s(x)$ in the large N limit as a function of a renormalized parameter $k = k(k_0)$, and of the tumbling rate γ . We showed that $\rho_s(x)$ exhibits a transition, where the particles separate into two groups for $k > k_c$. In both phases the density displays power law singularities at the edges of the support. When the two groups are of the same size, we find that in some range of parameters around the transition, $k(k_0)$ is multivalued, which implies the existence of two

stable steady states. Furthermore, we show that for $k > k_c$ it is possible to observe non-symmetric (non parity invariant) steady states which are characterized by a fraction $\alpha \neq 1/2$ of particles in the rightmost group. We show that α can vary continuously inside an interval that we determine. All these analytical predictions, valid for $N \rightarrow +\infty$, have been compared with numerical simulations for $N = 100$, with very good agreement. In particular we have checked that different steady states can be reached by changing the initial condition.

It is quite interesting that this simple many body system exhibits a non-uniqueness of the stationary state in one space dimension. For the case of thermal Brownian particles there is a unique Gibbs state at any finite temperature $T > 0$, while symmetry breaking and non-uniqueness only occur at $T = 0$. The much richer phenomena observed here seem to be a consequence of the boundedness of the telegraphic RTP noise. In particular, we expect that adding a small thermal noise to the model would lead to an unbounded support, and transform the non-symmetric steady-states into long lived transients towards a symmetric steady state. It is however less clear what would happen to the bistability discussed in Sec. II C 3. Understanding more generally the conditions on the noise and the interaction to observe such non-uniqueness of the stationary state is an open direction for future research. It would be particularly interesting to investigate whether such phenomena occur for similar interactions with other kinds of active particles and in higher space dimensions.

Another consideration is that the simple double well interaction considered here has the unrealistic feature that the interaction force diverges at infinity. An interesting question is whether one could consider a more realistic interaction potential such that the effective force $F(x)$ has a positive maximum followed by a negative minimum for $x > 0$, but vanishes at infinity. We briefly explore this question in Appendix C through numerical simulations. Our observations suggest that the phenomenology obtained here is relevant for that situation as well.

There are several open problems even for this simple type of model. For instance one would like to be able to solve for the dynamics and obtain the basin of attraction of each steady state. Another question is whether, for finite N , the noise can allow for rare transitions between these steady states, and at which rate. One could also try to extend this to higher order degree polynomials (or more general functions) and determine the co-dimension of the stationary manifold.

It would be interesting to investigate further the behavior of active particles interacting with both repulsive and attractive components and what kind of structure they can form. In the present case we found that they can form bound states, which can split into two groups of particles, which we could call an "active super-molecule".

Acknowledgments. We acknowledge support from ANR Grant No. ANR- 23-CE30-0020-01 EDIPS. We thank Naftali Smith for his interesting comments.

Appendix A: Self-consistent equation for the stationary density

Let us recall briefly the derivation of the self-consistent equation (4) for the stationary density in the large N limit in the case of the RTPs [47], in the absence of passive noise, i.e. for $T = 0$ but with an additional external potential $V(x)$. We first consider a general interaction potential $W(x)$, with $W'(0) = 0$, such that the particles can cross. In this case, one can use the Dean-Kawasaki method [51, 52] extended to the RTPs [46] to obtain the evolution equation for the densities ρ_σ with $\sigma = \pm 1$ in the limit of large N ,

$$\partial_t \rho_\sigma(x, t) = \partial_x \left[\rho_\sigma(x, t) \left(-v_0 \sigma + V'(x) + \int dy W'(x - y) (\rho_+(y, t) + \rho_-(y, t)) \right) \right] + \gamma \rho_{-\sigma}(x, t) - \gamma \rho_\sigma(x, t). \quad (\text{A1})$$

In terms of the densities $\rho_s = \rho_+ + \rho_-$ and $\rho_d = \rho_+ - \rho_-$ this leads to the system of equations

$$\begin{aligned} \partial_t \rho_s &= \partial_x [(-v_0 \rho_d - \tilde{F}(x, t) \rho_s)], \\ \partial_t \rho_d &= \partial_x [(-v_0 \rho_s - \tilde{F}(x, t) \rho_d) - 2\gamma \rho_d], \end{aligned} \quad (\text{A2})$$

where

$$\tilde{F}(x, t) = -V'(x) - \int dy W'(x - y) \rho_s(y, t). \quad (\text{A3})$$

The equations (A2) are identical to the equations of a single RTP, $N = 1$, in a effective time dependent force field $\tilde{F}(x, t)$ which depends itself on the time dependent density. One can thus use the known results for this simpler problem, whenever they are available.

Let us assume from now on that the interaction is sufficiently attractive at large distance so that the steady state densities exist and vanish at infinity. Then they are solution of

$$\begin{aligned} 0 &= \partial_x [(-v_0 \rho_d - \tilde{F}(x) \rho_s)] , \\ 0 &= \partial_x [(-v_0 \rho_s - \tilde{F}(x) \rho_d) - 2\gamma \rho_d] , \end{aligned} \quad (\text{A4})$$

where the effective force field $\tilde{F}(x)$ is now static and depends itself on the steady state density.

These equations can be solved formally since the stationary measure for a single RTP in an arbitrary force field is known. Let us recall the main steps. Integrating the first equation on the real line, assuming that $\tilde{F}(x) \rho_s(x)$ vanish at infinity one finds

$$\rho_d(x) = -\frac{\tilde{F}(x)}{v_0} \rho_s(x) . \quad (\text{A5})$$

Inserting in the first equation we obtain

$$2\gamma \tilde{F}(x) \rho_s(x) = \partial_x ((v_0^2 - \tilde{F}(x)^2) \rho_s(x)) . \quad (\text{A6})$$

Denoting $\rho_s(x) = f(x)/(v_0^2 - \tilde{F}(x)^2)$, one has $f'(x) = 2\gamma \tilde{F}(x)/(v_0^2 - \tilde{F}(x)^2) f(x)$. Integrating this equation we obtain the self-consistent equation

$$\rho_s(x) = \frac{K}{v_0^2 - \tilde{F}(x)^2} e^{2\gamma \int^x dz \frac{\tilde{F}(z)}{v_0^2 - \tilde{F}(z)^2}} , \quad \tilde{F}(z) = -V'(x) - \int dy W'(z - y) \rho_s(y) , \quad (\text{A7})$$

where K is a constant determined by normalization. Here we have assumed that the support of the density is a single interval (which can be infinite). However, depending of the number of roots of the equations $\tilde{F}(x) = \pm v_0$, the support can be a union of disjoint intervals and one must determine the value of K for each of these intervals, reflecting the fraction of particles that they contain. These values may depend on the initial condition.

Once $\rho_s(x)$ is known, $\rho_d(x)$ is obtained from (A5). From (A5), since $-\rho_s \leq \rho_d \leq \rho_s$, we see that the support of $\rho_s(x)$ must be included in the region where $|\tilde{F}(x)| \leq v_0$.

Appendix B: Double-well interaction for $N = 2$, and numerics for small values of N

In this Appendix we consider 2 RTPs interacting via the double-well potential $W(x) = -\frac{k_0}{2}x^2 + \frac{g}{4}x^4$,

$$\dot{x}_1 = k_0(x_1 - x_2) - g(x_1 - x_2)^3 + v_0 \sigma_1(t) \quad (\text{B1})$$

$$\dot{x}_2 = -k_0(x_1 - x_2) + g(x_1 - x_2)^3 + v_0 \sigma_2(t) \quad (\text{B2})$$

We focus on the difference $X = x_2 - x_1$, which evolves according to

$$\dot{X} = f(X) + v_0(\sigma_2(t) - \sigma_1(t)) \quad , \quad f(X) = 2k_0X - 2gX^3 . \quad (\text{B3})$$

The support of X can be obtained by studying the fixed points of this equation of motion. This is very similar to the case $N \rightarrow +\infty$ (see Fig. 2), but with a non-renormalized k_0 . In addition to the two lines $f(X) = \pm 2v_0$, there are additional fixed points corresponding to $f(X) = 0$ (corresponding to the $\sigma_1 = \sigma_2$), but they do not play any role in determining the support. Thus there is a transition for some values of k_0 between a regime where X can take all values inside an interval $[-X_e, X_e]$, meaning that the two particles can cross, and a state where they cannot cross, i.e. the support of X is disjoint. This transition occurs when the

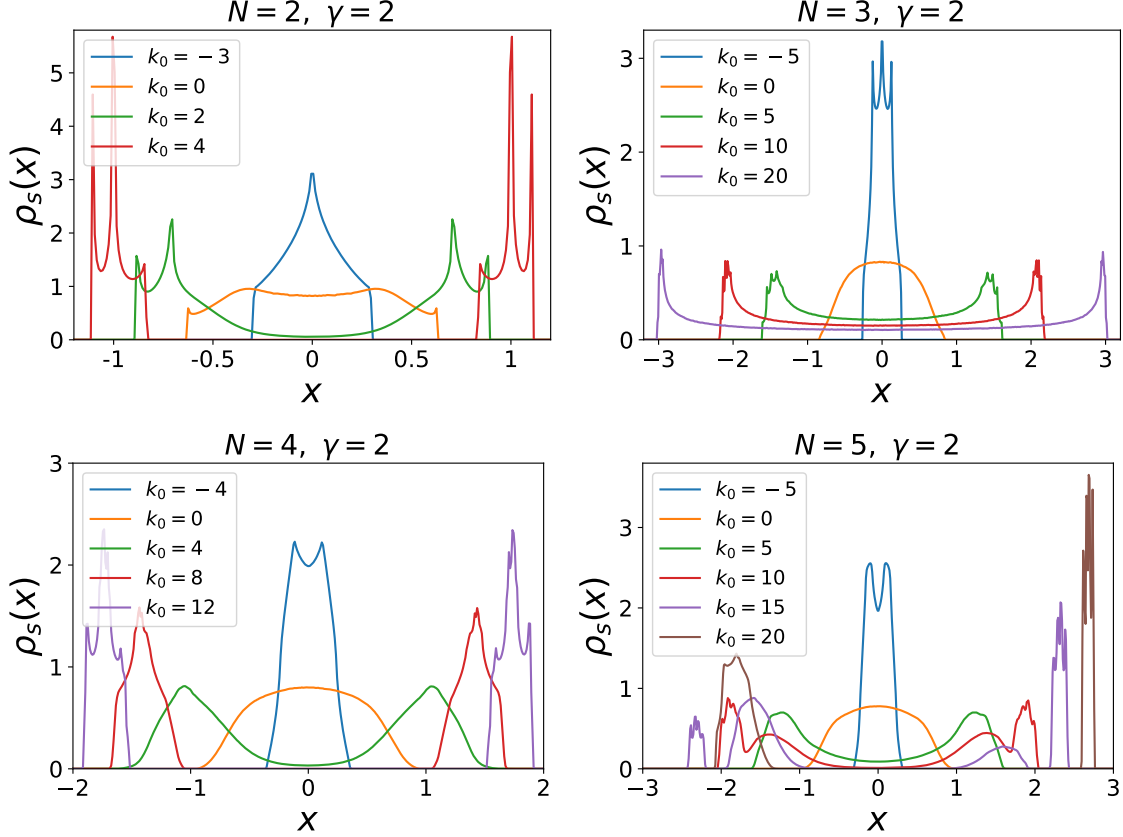


FIG. 9. Plots of the stationary density $\rho_s(x)$ for $N = 2, 3, 4$ and 5 , for $\gamma = 2$, $v_0 = 1$, $g = 1$ and different values of k_0 (in the frame of the center of mass). For $N = 3$ we observe that the support is always joint. For $N = 2$ and 4 there is a transition from a joint to a disjoint support as k_0 increases, but the density remains symmetric. For $N = 5$, there is a spontaneous breaking of the parity symmetry as k_0 increases, and the support becomes disjoint with 2 particles on one side and 3 on the other side.

local maximum at $X^* = \sqrt{\frac{k_0}{3g}}$ reaches the value $2v_0$, i.e. when $2 \left(\frac{k_0}{3g} \right)^{3/2} = v_0$, or $k_0 = 3g(v_0/2)^{2/3}$ (replacing k_0 by k and taking $g = 1$ and $v_0 = 1$ we recover k_c). For $N = 2$ this transition is rather straightforward, but the fact that it persists at large N is not a priori obvious. Note that for $N = 2$ the particle density is always symmetric around the center of mass and thus m_3 is necessarily zero in this case. The symmetry breaking discussed in the text is thus a property which appears for larger values of N .

In Fig. 9 we show some examples of stationary densities $\rho_s(x)$ obtained numerically for $N = 2, 3, 4, 5$. Non-symmetric stationary states seem to become possible starting from $N = 5$, which is consistent with the minimal value for the fraction of particles on the right $\alpha = 1/3$ found in the text for $N \rightarrow +\infty$. Note that for $N = 3$ the support of the density seems to be always connected.

These results show that the existence of multiple stationary states is not just an effect of large N but is also present for small values of N (e.g. for $N = 5$ one may have either 2 particles on the left and 3 on the right or vice versa).

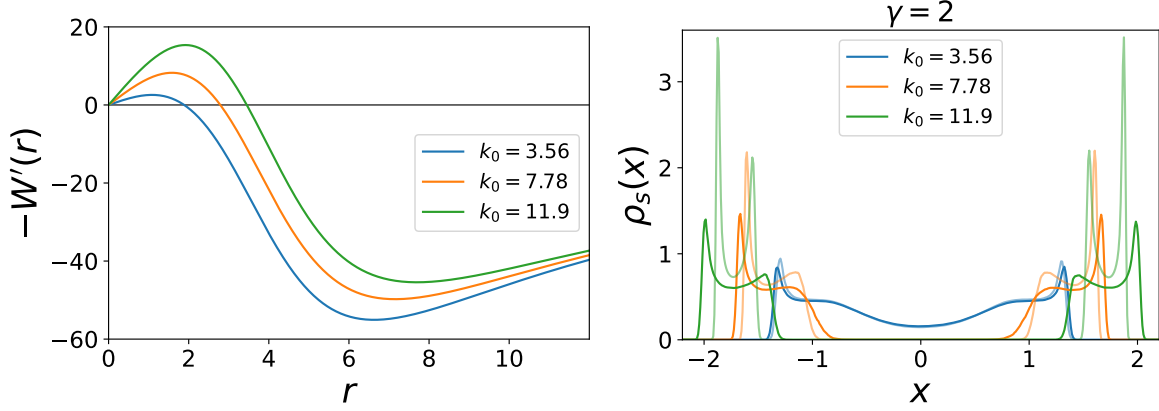


FIG. 10. Left: Plot of the interaction force in (C1) for $g = 1$, $a = 0.002$ and different values of k_0 corresponding to the ones of Fig. 3. Right: Plots of the stationary density $\rho_s(x)$ obtained from numerical simulations for $N = 100$, $v_0 = 1$ and $\gamma = 2$. The darker curves correspond to the force plotted on the left, while the lighter curves are the same as on the left panel of Fig. 3, i.e. they correspond to the case $a = 0$ with the same values of k_0 . For small values of k_0 (blue), the two curves are very close to each other. For larger values of k_0 the differences become more important, but the behavior remains qualitatively similar.

Appendix C: Some more general interactions

1. Numerical study of a case where the interaction force vanishes at infinity

As discussed in the main text, the fact that the interaction force diverges with the distance between the particles is somewhat unrealistic. A relevant question is therefore to what extent can our results be applied to situations where the force has a similar structure (repulsive at short distance and attractive at large distance), but does not exhibit such a divergence. To answer this question, we considered an interaction force of the form

$$-W'(r) = \frac{k_0 r - g r^3}{1 + a r^n}, \quad (\text{C1})$$

with $a > 0$ and n an even integer larger or equal to 4, and performed numerical simulations for $N = 100$ particles, see Fig. 10. The results shown here are for $n = 4$, but other values of n give similar results. We find that, as long as the absolute value of the minimum of the force is much larger than the value of the maximum, the shape of the density in the stationary state is qualitatively similar to what we found for $a = 0$. In particular, we still observe a transition between a connected and a disconnected support when varying the parameter k_0 .

2. Limit $\gamma \rightarrow 0$

The self-consistent equation for $\rho_s(x)$ can be analyzed analytically in the limit $\gamma \rightarrow 0^+$ for a large class of interaction potentials $W(x)$. Indeed in that limit $\rho_s(x)$ becomes a sum of delta peaks, as was noted in Sections II C 3 and III C, and it is easy to evaluate the effective force $\tilde{F}(x)$. As in the rest of the paper, we assume that $W'(0) = 0$ since the self-consistent equation was derived under this assumption.

Let us consider first a purely attractive interaction force $-W'(x)$, which vanishes at infinity, as depicted in Fig. 11. Assume that there is a bound state solution with a single support $[-y, y]$, $y > 0$. Then as $\gamma \rightarrow 0^+$, the total density reads

$$\rho_s(x) = \frac{1}{2}\delta(x - y) + \frac{1}{2}\delta(x + y). \quad (\text{C2})$$

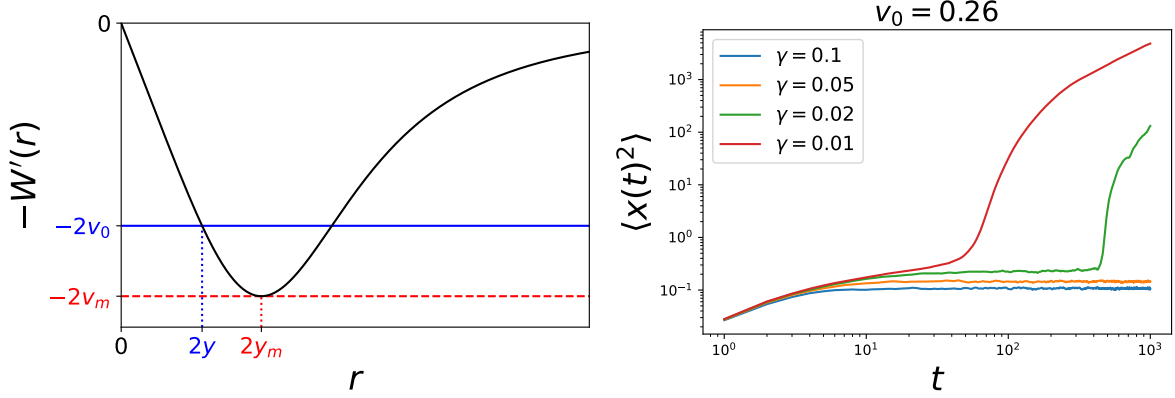


FIG. 11. Example of a purely attractive force $-W'(r)$ which vanishes at $r = 0$ and at large separation $r \rightarrow +\infty$. For a given value of v_0 , the support of the stationary density of the bound state $[-y, y]$ is given by the smallest positive root of (C4). The maximum value of v_0 for which such a root exist, v_m , is given by (C5). For $v_0 > v_m$, there is a priori no bound state. Right: Second moment $\langle x(t)^2 \rangle$ as a function of time (in log-log scale) for the interaction potential $W(x) = \frac{1}{2} \log(1+x^2)$ with $v_0 = 0.26$ (just above $v_m = 1/4$), for $N = 100$ and for different values of γ . After a transient state which lasts longer as γ increases, the particles seem to escape towards infinity.

Hence, the total force acting on a particle at x is

$$\tilde{F}(x) = - \int dx' W'(x-x') \rho_s(x') = -\frac{1}{2} (W'(x-y) + W'(x+y)) =: \hat{F}(x, y). \quad (\text{C3})$$

By definition, y corresponds to the smallest positive root of the equation

$$-v_0 = \tilde{F}(y) = \hat{F}(y, y) = -\frac{1}{2} W'(2y). \quad (\text{C4})$$

This root exists and is unique for $v_0 < v_m$ defined by

$$v_m = \frac{1}{2} W'(2y_m), \quad (\text{C5})$$

where y_m is the first positive minimum of $-\frac{1}{2} W'(2y)$, i.e. the smallest positive root of $W''(2y_m) = 0$ (see Fig. 11).

For $v_0 > v_m$ there is no single support solution to the self-consistent equation, and it is natural to conclude that there is no bound state.

Example. One example is $W(x) = \frac{1}{2} \log(1+x^2)$, $-W'(x) = -x/(1+x^2)$. One finds $y = \frac{1}{8v_0} (1 - \sqrt{1 - 16v_0^2})$ which converges to $y \rightarrow y_m = 1/2$ when $v_0 \rightarrow v_m = 1/4$. We have confirmed this in a numerical simulation with $N = 100$ particles and various small values of γ . For $v_0 > v_m$, we observe a transient regime, after which the particles escape to infinity (see the right panel of Fig. 11). The duration of the transient state does not seem to depend on N , but increases with γ . This can be understood as for smaller γ the motion is more persistent which helps the particle to escape.

Let us now consider the case where the potential is repulsive at short distance and attractive at large distance. One example is

$$-W'(x) = \frac{k_0 x - g x^3}{1 + a x^4}. \quad (\text{C6})$$

Solutions with a single support: Assuming again a single support $[-y, y]$, $y > 0$, the self-consistent equation for y (C4) reads

$$\tilde{F}(y) = \hat{F}(y, y) = \frac{y}{1 + 16a y^4} (k_0 - 4g y^2) = -v_0. \quad (\text{C7})$$

This is possible for $y > \frac{1}{2}\sqrt{k_0/g}$. For $a = 0$ one finds that $y = y$ is the largest root of $y(4gy^2 - k_0) = v_0$, which coincides with (51) after setting $g = 1$ and $v_0 = 1$ as in the main text. For $a > 0$ there is a maximum possible value v_m for v_0 which is

$$v_m = \max_{y>0} \frac{y}{1+16ay^4} (4gy^2 - k_0) , \quad (\text{C8})$$

beyond which there is a priori no bound state. It is easy to see that in the limit of small a one has $y \sim 1/a$ and $v_m \sim 1/a^{3/4}$.

Solutions with disjoint support: For small v_0 we expect a disjoint support. Assuming a disconnected (but still symmetric) support $[-y, -y'] \cup [y', y]$, with $0 < y' < y$, the density for $\gamma \rightarrow 0^+$ now reads

$$\rho_s(x) = \frac{1}{4}\delta(x-y) + \frac{1}{4}\delta(x-y') + \frac{1}{4}\delta(x+y') + \frac{1}{4}\delta(x+y) , \quad (\text{C9})$$

leading to

$$\tilde{F}(x) = - \int dx' W'(x-x') \rho_s(x') = -\frac{1}{4}(W'(x-y) + W'(x-y') + W'(x+y) + W'(x+y')) , \quad (\text{C10})$$

and the self-consistency equation (C4) becomes

$$\tilde{F}(y) = -v_0 \quad , \quad \tilde{F}(y') = v_0 . \quad (\text{C11})$$

This gives

$$-\frac{1}{4}(W'(y-y') + W'(2y) + W'(y+y')) = -v_0 , \quad (\text{C12})$$

$$-\frac{1}{4}(W'(y'-y) + W'(2y') + W'(y+y')) = v_0 . \quad (\text{C13})$$

In the case $-W'(x) = k_0x - x^3$ one finds, fixing again $g = 1$ $v_0 = 1$ as in the main text,

$$k_0y - \frac{5y^3}{2} - \frac{3y(y')^2}{2} + 1 = 0 , \quad (\text{C14})$$

$$k_0y' - \frac{3y^2y'}{2} - \frac{5(y')^3}{2} - 1 = 0 , \quad (\text{C15})$$

which coincides with (52)-(53) with $y = y_1$ and $y' = -y_3$. For k_0 large enough Mathematica finds some acceptable (i.e. real positive) roots. For instance for $k_0 = 9$, and $a = 0$ one finds the only two possible acceptable roots $(y, y') = (1.70866, 1.23463)$ and $(y, y') = (1.93528, 0.319871)$. Increasing a and fixing $k_0 = 9$ these roots move as follows, for $a = 0.0002$ and $n = 4$ one finds $(y, y') = (1.94692, 0.33173)$, and for $a = 0.002$ one finds $(y, y') = (2.03421, 0.522395)$.

To conclude we confirm that for small a when v_0 increases there is thus a bound state with a disjoint support, then a bound state with a single support and finally, for $v > v_m$, no bound state.

Appendix D: Values of k_0 for Fig. 3

-
- [1] M. E. Cates, *Diffusive transport without detailed balance: Does microbiology need statistical physics ?*, Rep. Prog. Phys. **75**, 042601 (2012).
 - [2] M. C. Marchetti, J. F. Joanny, S. Ramaswamy, T. B. Liverpool, J. Prost, M. Rao and R. Aditi Simha, *Hydrodynamics of soft active matter*, Rev. Mod. Phys. **85**, 1143 (2013).

k	-6.5	-3	-1	1	2	3	4
$\gamma = 2$		-2.862008	-0.556904	3.561302	7.783972	11.895498	
$\gamma = 6$	-6.475127		-0.803101	3.703725	7.900638	11.943203	15.962077

TABLE I. Correspondence between the values of k used for the analytical predictions and the values of k_0 used for the numerical predictions on the two plots of Fig. 3, computed using the relation (11).

- [3] C. Bechinger, R. Di Leonardo, H. Löwen, C. Reichhardt, G. Volpe and G. Volpe, *Active particles in complex and crowded environments*, Rev. Mod. Phys. **88**, 045006 (2016).
- [4] S. Ramaswamy, *Active Matter*, J. Stat. Mech. (2017) 054002.
- [5] É. Fodor and M. C. Marchetti, *The statistical physics of active matter: from self-catalytic colloids to living cells*, Physica A **504**, 106 (2018).
- [6] Y. Fily and M. C. Marchetti, *Athermal phase separation of self-propelled particles with no alignment*, Phys. Rev. Lett. **108**, 235702 (2012).
- [7] I. Buttinoni, J. Bialké, F. Kummel, H. Lowen, C. Bechinger and T. Speck, *Dynamical Clustering and Phase Separation in Suspensions of Self-Propelled Colloidal Particles*, Phys. Rev. Lett. **110**, 238301 (2013).
- [8] Y. Fily, S. Henkes and M. C. Marchetti, *Freezing and phase separation of self-propelled disks*, Soft matter **10**, 2132 (2014).
- [9] M. Cates and J. Tailleur, *Motility-induced phase separation*, Annu. Rev. Condens. Matter Phys. **6**, 219 (2015).
- [10] J. O’Byrne, A. Solon, J. Tailleur and Y. Zhao, *An introduction to motility-induced phase separation*, in *Out-of-equilibrium Soft Matter*, The Royal Society of Chemistry (2023).
- [11] D. Martin, J. O’Byrne, M. E. Cates, E. Fodor, C. Nardini, J. Tailleur and F. van Wijland, *Statistical mechanics of active Ornstein-Uhlenbeck particles*, Phys. Rev. E **103**, 032607 (2021).
- [12] J. Tailleur and M. E. Cates, *Statistical mechanics of interacting run-and-tumble bacteria*, Phys. Rev. Lett. **100**, 218103 (2008).
- [13] J. Bialké, H. Löwen and T. Speck, *Microscopic theory for the phase separation of self-propelled repulsive disks*, Europhys. Lett. **103**, 30008 (2013).
- [14] R. Wittkowski, A. Tiribocchi, J. Stenhammar, R. J. Allen, D. Marenduzzo and M. E. Cates, *Scalar ϕ^4 field theory for active-particle phase separation*, Nat. Commun. **5**, 4351 (2014).
- [15] A. P. Solon, J. Stenhammar, M. E. Cates, Y. Kafri and J. Tailleur, *Generalized thermodynamics of motility-induced phase separation: phase equilibria, Laplace pressure, and change of ensembles*, New J. Phys. **20**, 075001 (2018).
- [16] A. P. Solon, J. Stenhammar, M. E. Cates, Y. Kafri and J. Tailleur, *Generalized thermodynamics of phase equilibria in scalar active matter*, Phys. Rev. E **97**, 020602 (2018).
- [17] A. B. Slowman, M. R. Evans and R. A. Blythe, *Jamming and attraction of interacting run-and-tumble random walkers*, Phys. Rev. Lett. **116**, 218101 (2016).
- [18] A. B. Slowman, M. R. Evans and R. A. Blythe, *Exact solution of two interacting run-and-tumble random walkers with finite tumble duration*, J. Phys. A: Math. Theor. **50**, 375601 (2017).
- [19] E. Mallmin, R. A. Blythe and M. R. Evans, *Exact spectral solution of two interacting run-and-tumble particles on a ring lattice*, J. Stat. Mech. (2019) 013204.
- [20] A. Das, A. Dhar and A. Kundu, *Gap statistics of two interacting run and tumble particles in one dimension*, J. Phys. A: Math. Theor. **53**, 345003 (2020).
- [21] M. J. Metson, M. R. Evans and R. A. Blythe, *Tuning attraction and repulsion between active particles through persistence*, EPL **141**, 41001 (2023).
- [22] M. J. Metson, M. R. Evans and R. A. Blythe, *From a microscopic solution to a continuum description of interacting active particles*, Phys. Rev. E **107**, 044134 (2023).
- [23] P. Le Doussal, S. N. Majumdar and G. Schehr, *Stationary nonequilibrium bound state of a pair of run and tumble particles*, Phys. Rev. E **104**(4), 044103 (2021).
- [24] P. Dolai, S. Krekels and C. Maes, *Inducing a bound state between active particles*, Phys. Rev. E **105**, 044605 (2022).
- [25] L. Hahn, A. Guillin and M. Michel, *Jamming pair of general run-and-tumble particles: Exact results and universality classes*, arXiv:2306.00831.
- [26] L. Hahn, *Steady state and mixing of two run-and-tumble particles interacting through jamming and attractive forces*, arXiv:2501.11379.
- [27] S. Put, J. Berx and C. Vanderzande, *Non-Gaussian anomalous dynamics in systems of interacting run-and-tumble particles*, J. Stat. Mech. (2019) 123205.
- [28] P. Singh and A. Kundu, *Crossover behaviours exhibited by fluctuations and correlations in a chain of active*

- particles, J. Phys. A: Math. Theor. **54**, 305001 (2021).
- [29] S. Prakash, U. Basu and S. Sabhapandit, *Tagged particle behavior in a harmonic chain of direction reversing active Brownian particles*, J. Stat. Mech. (2024) 083211.
 - [30] S. Paul, A. Dhar and D. Chaudhuri, *Dynamical crossovers and correlations in a harmonic chain of active particles*, Soft Matter **20**, 8638-8653 (2024).
 - [31] M. Kourbane-Houssene, C. Erignoux, T. Bodineau and J. Tailleur, *Exact Hydrodynamic Description of Active Lattice Gases*, Phys. Rev. Lett. **120**, 268003 (2018).
 - [32] T. Agranov, S. Ro, Y. Kafri and V. Lecomte, *Exact fluctuating hydrodynamics of active lattice gases - typical fluctuations*, J. Stat. Mech. (2021) 083208.
 - [33] T. Agranov, S. Ro, Y. Kafri and V. Lecomte, *Macroscopic Fluctuation Theory and Current Fluctuations in Active Lattice Gases*, SciPost Phys. **14**, 045 (2023).
 - [34] R. Mukherjee, S. Saha, T. Sadhu, A. Dhar and S. Sabhapandit, *Hydrodynamics of a hard-core active lattice gas*, Phys. Rev. E **111**, 024128 (2025).
 - [35] A. G. Thompson, J. Tailleur, M. E. Cates and R. A. Blythe, *Lattice models of nonequilibrium bacterial dynamics*, J. Stat. Mech. (2011) P02029.
 - [36] R. Dandekar, S. Chakraborti and R. Rajesh, *Hard core run and tumble particles on a one-dimensional lattice*, Phys. Rev. E **102**, 062111 (2020).
 - [37] I. Mukherjee, A. Raghu and P. K. Mohanty, *Nonexistence of motility induced phase separation transition in one dimension*, Phys. Rev. E **111**, 024128 (2025).
 - [38] H. C. Berg, *E. Coli in Motion*, (Springer Verlag, Heidelberg, Germany) (2004).
 - [39] M. Kac, *A stochastic model related to the telegrapher's equation*, Rocky Mountain J. Math. **4**, 497 (1974).
 - [40] E. Orsingher, *Probability law, flow function, maximum distribution of wave-governed random motions and their connections with Kirchoff's laws*, Stoch. Process. Their Appl. **34**, 49 (1990).
 - [41] P. Hänggi and P. Jung, *Colored Noise in Dynamical Systems*, Adv. Chem. Phys. **89**, 239 (1995).
 - [42] G. H. Weiss, *Some applications of persistent random walks and the telegrapher's equation*, Physica A **311**, 381 (2002).
 - [43] J. Masoliver and K. Lindenberg, *Continuous time persistent random walk: a review and some generalizations*, Eur. Phys. J. B **90**, 1 (2017).
 - [44] M. J. Schnitzer, *Theory of continuum random walks and application to chemotaxis*, Phys. Rev. E **48**, 2553 (1993).
 - [45] L. Touzo, P. Le Doussal and G. Schehr, *Spatio-temporal fluctuations in the passive and active Riesz gas on the circle*, J. Stat. Phys. **192**, 79 (2025).
 - [46] L. Touzo, P. Le Doussal and G. Schehr, *Interacting, running and tumbling: the active Dyson Brownian motion*, EPL **142**, 61004 (2023) or arXiv:2302.02937.
 - [47] L. Touzo and P. Le Doussal, *Non-equilibrium phase transition in active rank diffusions*, EPL **145**, 41001 (2024).
 - [48] L. Touzo and P. Le Doussal, *Run-and-tumble particles with 1D Coulomb interaction: the active jellium model and the non-reciprocal self-gravitating gas*, J. Stat. Mech. (2025) 073204.
 - [49] J. Schwarz-Linek, C. Valeriani, A. Cacciuto, M.E. Cates, D. Marenduzzo, A.N. Morozov, W.C.K. Poon, *Phase separation and rotor self-assembly in active particle suspensions*, Proc. Natl. Acad. Sci. U.S.A. **109** (11) 4052-4057, (2012).
 - [50] G. S. Redner, A. Baskaran, M. F. Hagan, *Reentrant phase behavior in active colloids with attraction*, Phys. Rev. E **88**, 012305 (2013).
 - [51] D. S. Dean, *Langevin Equation for the density of a system of interacting Langevin processes*, J. Phys. A: Math. Gen. **29**, L613 (1996).
 - [52] K. Kawasaki, *Microscopic analyses of the dynamical density functional equation of dense fluids*, J. Stat. Phys. **93**, 527 (1998).
 - [53] D. S. Dean, S. N. Majumdar, *Extreme value statistics of eigenvalues of Gaussian random matrices*, Phys. Rev. E **77**, 041108 (2008).