

# A Deep Transfer Learning-Based Low-overhead Beam Prediction in Vehicle Communications

Zhiqiang Xiao, Yuwen Cao, Mondher Bouazizi, Tomoaki Ohtsuki, *Senior Member, IEEE*, and Shahid Mumtaz, *Senior Member, IEEE*

**Abstract**—Existing transfer learning-based beam prediction approaches primarily rely on simple fine-tuning. When there is a significant difference in data distribution between the target domain and the source domain, simple fine-tuning limits the model’s performance in the target domain. To tackle this problem, we propose a transfer learning-based beam prediction method that combines fine-tuning with domain adaptation. We integrate a domain classifier into fine-tuning the pre-trained model. The model extracts domain-invariant features in adversarial training with domain classifier, which can enhance model performance in the target domain. Simulation results demonstrate that the proposed transfer learning-based beam prediction method achieves better achievable rate performance than the pure fine-tuning method in the target domain, and close to those when the training is done from scratch on the target domain.

**Index Terms**—Beam prediction, deep learning, transfer learning, fine-tuning, domain adaptation, vehicle communications.

## I. INTRODUCTION

Research on vehicle communications has achieved remarkable progress in recent years. In addition, cutting-edge technologies such as modulation techniques, intelligent network optimization and deep learning are driving the advancement of vehicle communications [1]–[4]. In this context, for accurate beam prediction in millimeter-wave (mmWave) communications, existing machine learning-based beam training approaches require massive data and time to retrain the model from scratch, leading to unacceptable training overhead and data transmission delay.

In recent research, transfer learning has been utilized to reduce the time and overhead required for training models to predict beams. Works such as [5]–[7] leverage transfer learning to address specific challenges in their respective domains, e.g., defect detection, beam tracking, and beam selection. They highlight the benefits of transfer learning in reducing training time, improving accuracy, and adapting to dynamic or unseen environments. Besides, [8], [9] apply transfer learning to beam prediction tasks, aiming to improve model performance in new environments with minimal additional training data. They highlight the efficiency and adaptability of the transfer learning strategy and tackle data privacy concerns, thereby reducing the amount of required training data. The authors in [10] use only location information to achieve fast and accurate beam alignment for both line-of-sight (LoS) and non-line-of-sight (NLoS) users in reconfigurable intelligent surface (RIS)-aided

mmWave systems without beam scanning. However, current transfer learning methods for beamforming primarily rely on simple fine-tuning, when there is a significant difference in data distribution between the source and target domains, pure fine-tuning leads to degraded model performance in the target domain and limited generalization capability.

Domain adaptation has been demonstrated in previous research to play a significant role in reducing the distribution discrepancy between the source and target domains and enhancing the model’s generalization capability across different domains. In [11], [12], the authors address domain adaptation, focusing on adapting models from a source domain to a target domain with different distributions. [12] addresses the challenge of adapting deep neural networks (DNNs) to target domains without access to the source dataset. Tu *et al.* [13] leverage domain adaptation feature discrepancy minimization to achieve better performance in target domains particularly when dealing with limited labeled data or significant domain shifts.

The distribution discrepancy between the source and target domains can limit transfer learning’s beam prediction performance in the target domain. In this letter, we study the interplay between domain adaptation and fine-tuning, followed by proposing a combined approach that can handle the distribution discrepancy between the source and target domains. We employ a network pre-trained on the source domain. We freeze the front layers of the network and conduct adversarial training between the domain classifier and the network to extract domain-invariant features from the source and target domains. We improve the beam prediction performance of the model in the target domain while reducing the overhead of model training. The major contributions of this letter are summarized as follows:

- We propose a transfer learning-based beam prediction method that employs fine-tuning combined with a domain classifier. The domain classifier can learn domain-invariant features between the source and target domains in adversarial training, effectively enhancing the model’s performance on the target domain.
- In addition, we devise a convolutional neural network (CNN)-based beam prediction framework that can effectively extract temporal and spatial relationships and high-level features, thus improving the prediction accuracy.
- We apply the proposed methods to vehicle communication systems, considering a scenario where multiple base stations (BSs) serve a single user. Simulation comparisons are conducted against conventional beam selection methods from scratch and pure fine-tuning approaches, demonstrating the superiority of our proposed methods.

This work was supported in part by JST ASPIRE Grant Number JPM-JAP2326, Japan. Z. Xiao and Y. Cao are with the College of Information Science and Technology, Donghua University, Shanghai, China. M. Bouazizi and T. Ohtsuki are with the Department of Information and Computer Science, Keio University, Yokohama, Japan. S. Mumtaz is with the Department of Engineering, Nottingham Trent University, UK.

*Notations:* Bold lower case letters represent vectors, while bold upper case letters denote matrices.  $(\cdot)^T$  and  $(\cdot)^{-1}$  represent the transpose and inverse operations of a matrix, respectively.  $\Re\{\mathbf{x}\}$  and  $\Im\{\mathbf{x}\}$  mean the element-wise real and imaginary parts of  $\mathbf{x}$ , respectively.  $\otimes$  denotes Kronecker product. In addition,  $|\mathbf{X}|$  is the determinant of  $\mathbf{X}$ .

## II. SYSTEM MODEL

Consider the vehicle communication system shown in Fig. 1, where multiple BSs simultaneously serve a vehicle, which can be considered as a user. For simplicity, each BS is equipped with  $M$  antennas, while each vehicle is equipped with a single antenna.

We adopt the orthogonal frequency division multiplexing (OFDM) in our vehicle communication systems. Based on the mmWave channel model [14], the channel vector between the user and the  $n$ -th BS  $\mathbf{h}_{k,n}$  at subcarrier  $k$  can be expressed as

$$\mathbf{h}_{k,n} = \sqrt{\frac{M}{L}} \sum_{l=1}^L \alpha_l \mathbf{a}_n(\phi_l, \theta_l) e^{\frac{-j2\pi\tau_l k}{K}} e^{j2\pi f_{d,l} t}, \quad (1)$$

where  $L$  is the number of multipath,  $\alpha_l$  is the complex gain of the  $l$ -th path,  $\mathbf{a}_n(\phi_l, \theta_l)$  is the array response vector of  $n$ -th BS,  $\tau_l$  is delay of the  $l$ -th path. Doppler shift in the  $l$ -th path  $f_{d,l} = \frac{v f_c}{c} \cos \theta_l$ ,  $f_c$  is carrier frequency,  $v$  is relative velocity between transmitter and receiver. When the user sends pilot sequence  $s_k^{pilot}$  [15], the receive signal at  $k$ -th subcarrier and the  $n$ -th BS can be expressed as:

$$r_{k,n}^{(d)} = \mathbf{f}_{n,d}^T \mathbf{h}_{k,n} s_k^{pilot} + \mathbf{f}_{n,d}^T \mathbf{n}_{k,n}, \quad k = 1, 2, \dots, K, \quad (2)$$

where  $\mathbf{n}_{k,n}$  is the receive noise vector at  $k$ -th subcarrier and the  $n$ -th BS, and  $\mathbf{f}_d$  is the  $d$ -th beamforming vector in the discrete Fourier transform (DFT) codebook used at the  $n$ -th BS. The achievable rate of the  $n$ -th BS in downlink can be expressed as:

$$R_n^{(d)} = \frac{1}{K} \sum_{k=1}^K \log_2 \left( 1 + \frac{|\mathbf{h}_{k,n}^T \mathbf{f}_d|^2}{\sigma^2} \right), \quad (3)$$

where  $\sigma^2$  denotes noise power. The DFT codebook is used at the BSs as  $\mathbf{F}$ , which can be expressed as  $\mathbf{F} = \mathbf{F}_h \otimes \mathbf{F}_v$ . Herein,  $\mathbf{F}_h = [F_h^1, \dots, F_h^{M_h}]^T$  and  $\mathbf{F}_v = [F_v^1, \dots, F_v^{M_v}]^T$  are the beamforming weight codebooks alongside the horizontal and vertical directions, respectively. Besides,  $M_h$  and  $M_v$  are the number of antenna elements in the horizontal and vertical axes, respectively. The optimal beam at the  $n$ -th BS in downlink  $\mathbf{f}_{n,opt}$  can be expressed as:

$$\mathbf{f}_{n,opt} = \arg \max_{\mathbf{f}_d \in \mathbf{F}} \frac{1}{K} \sum_{k=1}^K \log_2 \left( 1 + \frac{|\mathbf{h}_{k,n}^T \mathbf{f}_d|^2}{\sigma^2} \right). \quad (4)$$

We consider the scenario where multiple BSs serve a single user, with each BS selecting an optimal beam to maximize the achievable rate in downlink. The effective achievable rate in downlink  $R_{\text{eff}}$  can be obtained by

$$R_{\text{eff}} = \left( 1 - \frac{T_{\text{tr}}}{T_B} \right) \frac{1}{K} \sum_{k=1}^K \log_2 \left( 1 + \frac{\left| \sum_{n=1}^{N_{BS}} \mathbf{h}_{k,n}^T \mathbf{f}_{n,opt} \right|^2}{\sigma^2} \right), \quad (5)$$

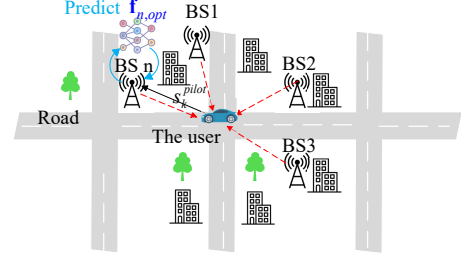


Fig. 1. Multiple BSs simultaneously serve a user in the vehicle communication system.

where  $T_{\text{tr}}$  represents the beam training time,  $T_B$  corresponds to the beam coherence time, and  $N_{BS}$  denotes the amount of active BSs. We individually predict the optimal beam for each BS. The formulation can illustrate the time overhead as the user moves. Notice that, we employ coordinated beamforming design to minimize mutual interference among BSs. At the user, assuming perfect frequency and carrier offset synchronization, the received signal is transformed into the frequency domain using fast Fourier transform (FFT). Besides, we utilize joint transmission in our system where coordinating BSs simultaneously deliver orthogonal frequency resources to the user to eliminate interference. Hence, the interference terms in the denominator of Eqs. (4) and (5) can be completely removed.

As shown in Fig. 1, in the vehicle communication scenario, when the vehicle is in a different location and in range of different BSs which will serve it, this could be regarded as a new scenario that we treat as the target domain. The scenario with the original BSs distribution can be considered as the source domain. Due to differences in BS locations, the data distributions of received signals and achievable rates differ between the source and target domains. Transfer learning methods based solely on fine-tuning will consequently constrain the model's beam prediction performance in the target domain.

## III. PROPOSED LOW-OVERHEAD BEAM PREDICTION FRAMEWORKS

### A. Proposed Deep Learning Design

We employ a CNN to predict the beamforming vector. The CNN model contains four convolutional layers. The CNN can achieve high accuracy and automatically extract higher-level features [16]. In the uplink, users transmit pilot signals, and the received signals at the BS are in complex form. The CNN can effectively extract the temporal and spatial relationships and features contained in the received signals [16]–[18]. The proposed CNN to predict beam in downlink is depicted in Fig. 2. The outputs of the network are the achievable rate in downlink for all beams in the codebook  $\mathbf{F}$ . We propose training a dedicated model for each BS to predict the optimal beam configuration specific to that station. In the uplink, we employ the first symbol  $\mathbf{f}_0$  from the beamforming codebook  $\mathbf{F}$  at the BS to obtain the received OFDM symbol, i.e.,

$$r_{k,n}^{(0)} = \mathbf{f}_0^T \mathbf{h}_{k,n} s_k^{pilot} + \mathbf{f}_0^T \mathbf{n}_{k,n}, \quad k = 1, 2, \dots, K. \quad (6)$$





Fig. 5. "O1" an outdoor communication scenario of two streets and one intersection at operating frequencies 60 GHz in DeepMIMO [19].

---

**Algorithm 1** Proposed Fine-tuning and domain adaptation beam prediction Framework

---

**Input:** Target domain data; source domain data; test data; training parameters

**Output:** Transfer Learning models

- 1: **Initialize the models and data loaders**
  - 2: **for** each BS **do**
  - 3:   Load the pretrained deep learning model
  - 4:   Freeze the model's first *frozen* layers
  - 5:   **Train the model**
  - 6:   **for** each epoch **do**
  - 7:     Set the model to training mode
  - 8:     **for** Target and source domain batches **do**
  - 9:       Reshape the input data into 2D format
  - 10:      Forward pass: Compute the model outputs and the domain classifier outputs
  - 11:      Compute the CNN loss  $\mathcal{L}(\theta)$
  - 12:      Compute  $\mathcal{L}_{\text{domain}}(\theta_d)$
  - 13:      Total loss:  
 $\mathcal{L}_{\text{total}}(\theta, \theta_d) \leftarrow \mathcal{L}(\theta) + \mathcal{L}_{\text{domain}}(\theta_d)$
  - 14:      Backpropagate  $\mathcal{L}_{\text{total}}(\theta, \theta_d)$  and update parameters  $\theta, \theta_d$
  - 15:    **end for**
  - 16:   **end for**
  - 17:   **Save and store model**
  - 18: **end for**
  - 19: **return** Transfer Learning models
- 

#### IV. SIMULATION RESULTS

##### A. The Source Domain and Target Domain Scenario

We employ the O1 scenario from the DeepMIMO dataset for our simulations [19], as shown in Fig. 5. In the source domain, the BS-3, BS-4, BS-5, and BS-6 serve the users, while in the target domain, users are served by the BS-7, BS-8, BS-10, and BS-12. Each BS has a uniform planar array (UPA) which consists of 32 columns and 8 rows antenna. The antenna spacing is set to half-wavelength, with a system bandwidth of 0.5 GHz operating at 60 GHz carrier frequency. The user is moving on the street at a speed of 30 kilometers per hour.

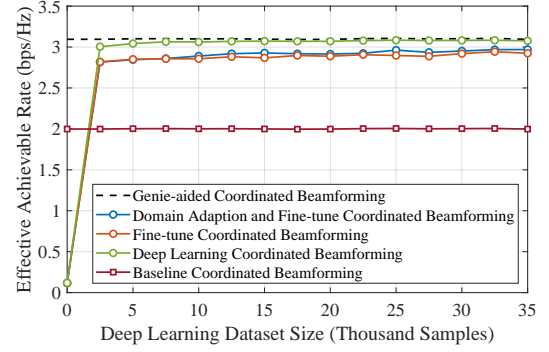


Fig. 6. Effective achievable rate of the proposed transfer learning approach compared to the pure fine-tuning approach and the deep learning approach from scratch.

##### B. Simulation Results

The effective achievable rate of the proposed deep learning and transfer learning method.  $R_{\text{eff}}^{\text{DL}}$  can be obtained by

$$R_{\text{eff}}^{\text{DL}} = \left(1 - \frac{2T_p}{T_B}\right) \frac{1}{K} \sum_{k=1}^K \log_2 \left(1 + \frac{\left|\sum_{n=1}^{N_{BS}} \mathbf{h}_{k,n}^T \hat{\mathbf{f}}_{n,\text{opt}}\right|^2}{\sigma^2}\right), \quad (10)$$

where  $T_p$  represents beam training pilot sequence time,  $2T_p$  means the time spent for the uplink pilot sequence and predict optimal beam. Besides,  $\hat{\mathbf{f}}_{n,\text{opt}}$  denotes the predicted optimal beam at the  $n$ -th BS that can attain most achievable rate.

Effective achievable rate of different approaches can be shown in Fig. 6. Genie-aided coordinated beamforming refers to the scenario with perfect knowledge of the optimal beams as upper bound, while baseline coordinated beamforming denotes exhaustive search over all beams in the codebook. For the pure fine-tuning transfer learning approach, we freeze the four layers and add two fully connected layers as fine-tuning layers, this approach ensures comparable neural network complexity to the proposed transfer learning-based beam prediction method, while the fine-tuning layers actually contain more trainable parameters than the domain classifier.

The proposed transfer learning-based beam prediction method reaches higher achievable rates compared to conventional fine-tuning approaches. This is because domain adaptation can effectively extract invariant features in the data distributions of the source and target domains, thereby significantly improving the model's performance in the target domain.

The optimal beam prediction accuracy for all BSs of different approaches can be shown in Fig. 7. The proposed transfer learning approach gains higher accuracy compared to the traditional pure fine-tuning approach. Although the accuracy of predicting the optimal beam is not high, the proposed model predicts the achievable rates for all beams in the codebook and selects those with relatively high achievable rates, so the final performance can approach the optimal case. Fig. 8 demonstrates the top-3 beam prediction accuracy across different schemes. Fig. 8 reveals that the proposed



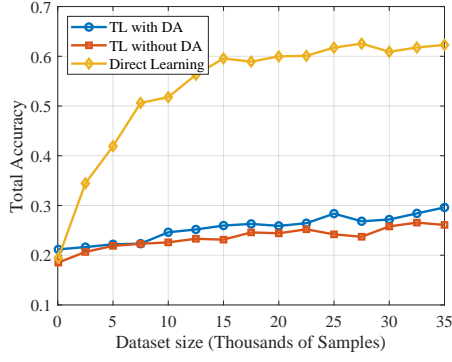


Fig. 7. The optimal beam prediction accuracy of different approaches.

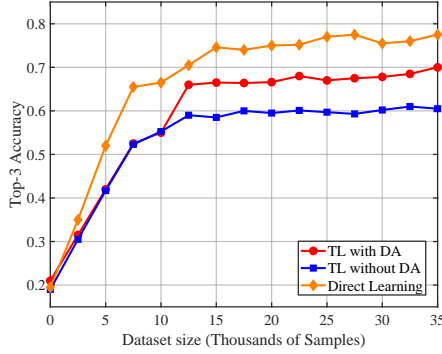


Fig. 8. The top-3 beam prediction accuracy of different approaches.

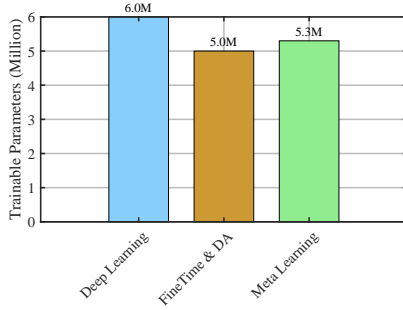


Fig. 9. The amount of trainable parameters of different methods.

transfer learning approach outperforms conventional pure fine-tuning approaches, while achieving comparable accuracy to the method of training the CNN from scratch in the target domain.

Fig. 9 shows the total number of trainable parameters in both the conventional CNN and the proposed transfer learning-based beam prediction method. Fine-tune & domain adaptation (DA) is the proposed transfer learning-based beam prediction method, while Deep Learning is the method of training the CNN from scratch in the target domain. It can be observed that the proposed transfer learning method requires fewer trainable parameters than the traditional meta-learning method and the method of training the CNN from scratch. The proposed method significantly reduces the number of parameters requiring training, thereby decreasing computational overhead.

## V. CONCLUSION

In this paper, we proposed a transfer learning-based beam-forming vector prediction method for vehicle communication

using domain adaptation and fine-tuning methods, which employs a model pre-trained in the source domain. Simulation results in the target domain demonstrate that, building upon previous pure fine-tuning transfer learning approach, the proposed method reaches higher accuracy and a better effective achievable rate. Compared to training the CNN from scratch, the proposed method can reach a comparable achievable rate with fewer trainable parameters, reducing the training overhead.

## REFERENCES

- [1] A. F. Kawoya, H. Wang, and M. S. Abood, "Efficient key extraction for secure vehicular communication through OTFS," *IEEE Commun. Lett.*, vol. 28, no. 3, pp. 468–472, 2024.
- [2] Y. Cao, X. Wu, J. He, T. Ohtsuki, and T. Q. S. Quek, "Coverage and rate performance analysis of multi-ris-assisted dual-hop mmwave networks," *IEEE Trans. Wireless Commun.*, 2025, doi:10.1109/TWC.2025.3601815.
- [3] Q. Xue, C. Ji, S. Ma, J. Guo, Y. Xu, Q. Chen, and W. Zhang, "A survey of beam management for mmWave and THz communications towards 6G," *IEEE Commun. Surveys Tuts.*, vol. 26, no. 3, pp. 1520–1559, 2024.
- [4] F. Tang, B. Mao, N. Kato *et al.*, "Comprehensive survey on machine learning in vehicular network: Technology, applications and challenges," *IEEE Commun. Surveys Tuts.*, vol. 23, no. 3, pp. 2027–2057, 2021.
- [5] Z. Chen, S. Zhang *et al.*, "Transfer learning assisted beam training via large-scale intelligent omni-surface in dynamic environments," in *2023 IEEE 98th Veh. Technology Conf. (VTC2023-Fall)*, 2023, pp. 1–5.
- [6] C. Laskos, S. Dimce, A. Zubow, and F. Dressler, "Towards virtual to real-world transfer learning for mobile mmwave beam tracking," in *Proc. - 2024 IEEE Global Commun. Conf.*, 2024, pp. 2689–2694.
- [7] Y. Kuang, F. Wu, and L. Liu, "A novel transfer learning-based classification method for painting defect detection of balance beam of port machinery," in *2023 5th Int. Conf. Intell. Contr. Meas. and Signal Proc. (ICMSP)*, 2023, pp. 1079–1083.
- [8] Y. Feng, C. Zhao, F. Gao, Y. Zhang, and S. Ma, "Environment sensing-aided beam prediction with transfer learning for smart factory," *IEEE Trans. Wireless Commun.*, vol. 24, no. 1, pp. 676–690, 2025.
- [9] Q. Zhou, Y. Gong, and A. Nallanathan, "Radar-aided beam selection in MIMO communication systems: A federated transfer learning approach," *IEEE Trans. Veh. Technol.*, vol. 73, no. 8, pp. 12 172–12 177, 2024.
- [10] H. Xia, Q. Xue, Y. Liu, B. Zhou, M. Hua, and Q. Chen, "Intelligent angle map-based beam alignment for ris-aided mmwave communication networks," 2024. [Online]. Available: <https://arxiv.org/abs/2410.23919>
- [11] W. Chi, J. Liu, X. Wang, Y. Ni, and R. Feng, "A semantic domain adaption framework for cross-domain infrared small target detection," *IEEE Trans. Geosci. and Remote Sens.*, vol. 62, pp. 1–13, 2024.
- [12] K.-S. Cheng, Q.-W. Zhang, H.-W. Tsai, N.-T. Li, and P.-C. Chung, "Domain-centroid-guided progressive teacher-based knowledge distillation for source-free domain adaptation of histopathological images," *IEEE Trans. Artif. Intell.*, vol. 5, no. 4, pp. 1831–1843, 2024.
- [13] H. Tu, Y. Guo, W. Wang, R. Jin, S. Chen, and Z. Wu, "Domain adaptive SAR ship detection based on knowledge distillation and transformer attention," in *2024 IEEE Inter. Conf. Signal, Infor. and Data Proc. (ICSIDP)*, 2024, pp. 1–5.
- [14] J. Zhang, Y. Huang, Q. Shi, J. Wang, and L. Yang, "Codebook design for beam alignment in millimeter wave communication systems," *IEEE Tran. Commun.*, vol. 65, no. 11, pp. 4980–4995, 2017.
- [15] A. Alkhateeb, S. Alex, P. Varkey, Y. Li, Q. Qu, and D. Tujkovic, "Deep learning coordinated beamforming for highly-mobile millimeter wave systems," *IEEE Access*, vol. 6, pp. 37 328–37 348, 2018.
- [16] H. Lu, W. Shao, J. Jin, Y. Liu, Y. Luo, M. Feng, and H. Zou, "Ultra-wideband indoor positioning based on new fingerprint with missing CIR data and parallel CNN model," *IEEE Wireless Commun. Lett.*, vol. 14, no. 3, pp. 761–765, 2025.
- [17] Y. Cao, T. Ohtsuki, S. Maghsudi, and T. Q. S. Quek, "Deep learning and image super-resolution-guided beam and power allocation for mmwave networks," *IEEE Trans. Veh. Technol.*, vol. 72, no. 11, pp. 15 080–15 085, 2023.
- [18] H. Echigo, Y. Cao, M. Bouazizi, and T. Ohtsuki, "A deep learning-based low overhead beam selection in mmwave communications," *IEEE Trans. Veh. Technol.*, vol. 70, no. 1, pp. 682–691, 2021.
- [19] A. Alkhateeb, "DeepMIMO: A generic deep learning dataset for millimeter wave and massive MIMO applications," in *Proc. of Infor. Theory and Applic. Workshop (ITA)*, San Diego, CA, Feb 2019, pp. 1–8.