

# SemanticGarment: Semantic-Controlled Generation and Editing of 3D Gaussian Garments

Ruiyan Wang  
rywang0627@sjtu.edu.cn  
Shanghai Jiao Tong  
University  
Shanghai, China

Zhengxue Cheng\*  
zxcheng@sjtu.edu.cn  
Shanghai Jiao Tong  
University  
Shanghai, China

Zonghao Lin  
ruianlzh@sjtu.edu.cn  
Shanghai Jiao Tong  
University  
Shanghai, China

Jun Ling  
lingjun@sjtu.edu.cn  
Shanghai Jiao Tong  
University  
Shanghai, China

Yuzhou Liu  
7zlyzz@sjtu.edu.cn  
Shanghai Jiao Tong  
University  
Shanghai, China

Yanru An  
1847912805@sjtu.edu.cn  
Shanghai Jiao Tong  
University  
Shanghai, China

Rong Xie  
xierong@sjtu.edu.cn  
Shanghai Jiao Tong  
University  
Shanghai, China

Li Song\*  
song\_li@sjtu.edu.cn  
Shanghai Jiao Tong  
University  
Shanghai, China

## Abstract

3D digital garment generation and editing play a pivotal role in fashion design, virtual try-on, and gaming. Traditional methods struggle to meet the growing demand due to technical complexity and high resource costs. Learning-based approaches offer faster, more diverse garment synthesis based on specific requirements and reduce human efforts and time costs. However, they still face challenges such as inconsistent multi-view geometry or textures and heavy reliance on detailed garment topology and manual rigging. We propose SemanticGarment, a 3D Gaussian-based method that realizes high-fidelity 3D garment generation from text or image prompts and supports semantic-based interactive editing for flexible user customization. To ensure multi-view consistency and garment fitting, we propose to leverage structural human priors for the generative model by introducing a 3D semantic clothing model, which initializes the geometry structure and lays the groundwork for view-consistent garment generation and editing. Without the need to regenerate or rely on existing mesh templates, our approach allows for rapid and diverse modifications to existing Gaussians, either globally or within a local region. To address the artifacts caused by self-occlusion for garment reconstruction based on single image, we develop a self-occlusion optimization strategy to mitigate holes and artifacts that arise when directly animating self-occluded garments. Project page: <https://semanticgarment.github.io/>.

## CCS Concepts

- **Computing methodologies** → *Point-based models*; Animation;
- **Information systems** → **Multimedia content creation**.

\*Corresponding authors.

Permission to make digital or hard copies of all or part of this work for personal or classroom use is granted without fee provided that copies are not made or distributed for profit or commercial advantage and that copies bear this notice and the full citation on the first page. Copyrights for components of this work owned by others than the author(s) must be honored. Abstracting with credit is permitted. To copy otherwise, or republish, to post on servers or to redistribute to lists, requires prior specific permission and/or a fee. Request permissions from [permissions@acm.org](mailto:permissions@acm.org).  
MM '25, Dublin, Ireland

© 2025 Copyright held by the owner/author(s). Publication rights licensed to ACM.  
ACM ISBN 979-8-4007-2035-2/2025/10  
<https://doi.org/10.1145/3746027.3755136>

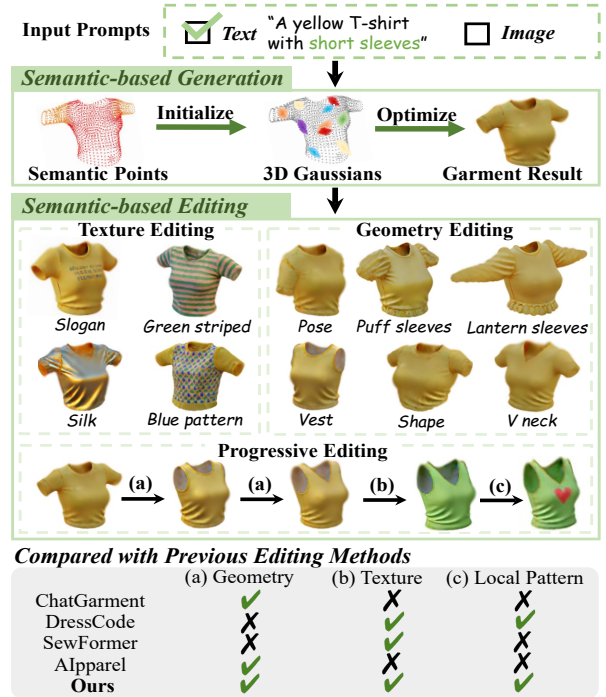


Figure 1: Our SemanticGarment generates high-quality, structurally consistent 3D garment Gaussians from text or real images, enabling diverse edits for fabric, style, pattern, pose, shape, and other user-defined requirements.

## Keywords

3D Gaussian Splatting, 3D multimodal generation, Animation, Clothing generation and editing

## ACM Reference Format:

Ruiyan Wang, Zhengxue Cheng, Zonghao Lin, Jun Ling, Yuzhou Liu, Yanru An, Rong Xie, and Li Song. 2025. SemanticGarment: Semantic-Controlled Generation and Editing of 3D Gaussian Garments. In *Proceedings of the 33rd ACM International Conference on Multimedia (MM '25)*, October 27–31, 2025, Dublin, Ireland. ACM, New York, NY, USA, 10 pages. <https://doi.org/10.1145/3746027.3755136>

## 1 Introduction

The creation and control of 3D digital garment assets are crucial in various fields such as virtual reality (VR), fashion design, the film industry, and gaming. A key challenge in producing high-quality 3D garment assets lies in ensuring structural consistency and the ability to animate textures effectively.

Traditional 3D garment generation typically involves sketching, modeling, topology creation, texture mapping, and body binding, all of which require significant manual intervention. In recent years, the rapid advancement of deep learning has driven notable progress in 3D garment generation using generative models, opening new possibilities for 3D clothing creation. Learning-based clothing generation methods can be classified into two primary groups: direct garment generation from input prompts and generation guided by predefined sewing patterns.

The first category of methods [2, 9, 20, 26, 28, 35, 42–44, 53, 55] focuses on directly generating the 3D geometry and texture of garments from image or text inputs. Due to the lack of strong multi-view supervision, certain approaches [20, 26] employ diffusion models to provide weak supervisory signals. While diffusion models can produce rich styles and detailed textures for garments, the absence of human body structural guidance often leads to issues such as multi-view geometric inconsistencies or garment deformations that fail to properly fit the human body. The second category of methods [3, 11, 21, 22, 29, 40, 48] employs predefined templates (sewing patterns) as intermediate representations to generate classical 3D garments in accordance with sewing patterns, thereby ensuring garment authenticity. However, these methods face challenges when modeling garments that deviate from the predefined templates or exhibit distinctive styles, such as puff sleeves. This is unless the sewing patterns are specifically modified for each unique garment. Moreover, existing 3D garment generation methods [3, 11, 24, 29] typically rely on predefined templates for further editing of the generated results. However, such editing scheme might bring about failure cases in local editing due to difficulties in accurately localizing the specified editing region.

We propose SemanticGarment, a 3D Gaussian-based approach for the fast generation and editing of diverse, well-fitting garments from text or image prompts. First, based on SMPL-X [33], we introduce a high-precision 3D semantic garment model, which provides human mesh with region-wise body structure semantics for different geometrical topologies of various garments. Building on this core model, we employ a semantic-based initialization method to support 3D assets through improving multi-view inconsistency and garment rigging. Since the SMPL-X mesh vertices are inherently sparse, they struggle to meet the rapid generation requirements. To improve generation efficiency, we design an interpolation densification strategy to effectively densify the initial positions of 3D Gaussians. During optimization, our method utilizes a pre-trained 2D diffusion model as guidance and applies SDS loss [34] to obtain 3DGS garments with rich texture details and wrinkles. We also propose a semantic-based editing method based on the semantic model, allowing control over both global and local regions for geometric or texture modifications to meet diverse user needs. By identifying the target region, pruning and densifying the Gaussians, and applying SDS guidance, we effectively achieve the desired garment edits.

Our method supports garment generation from either textual descriptions or a single input image to produce 3D assets. However, existing image-based garment generation is affected by the self-occlusion problem. Self-occlusion refers to the phenomenon where certain regions of the garment are hidden by the body’s pose or shape during 3D garment generation or animation, resulting in low-quality or artifacts. Reconstructed garments easily exhibit annoying appearance artifacts in occluded regions when they are animated by novel poses. Prior solution, Garment3DGen [38] tries to address this issue through an automatic view selection algorithm, which iteratively generates textures from large to small regions by selecting views with the most unfilled pixels. However, this iterative process may terminate before full coverage is achieved, leading to incompleteness of occluded areas. To this end, we propose a self-occlusion optimization method that refines both the position and color attributes of the synthesized Gaussians and optimizes the occluded regions to ensure structural integrity and accurate color representation. The resulting full garment can be seamlessly animated using Linear Blend Skinning (LBS) [27], and facilitate the downstream applications such as virtual try-on.

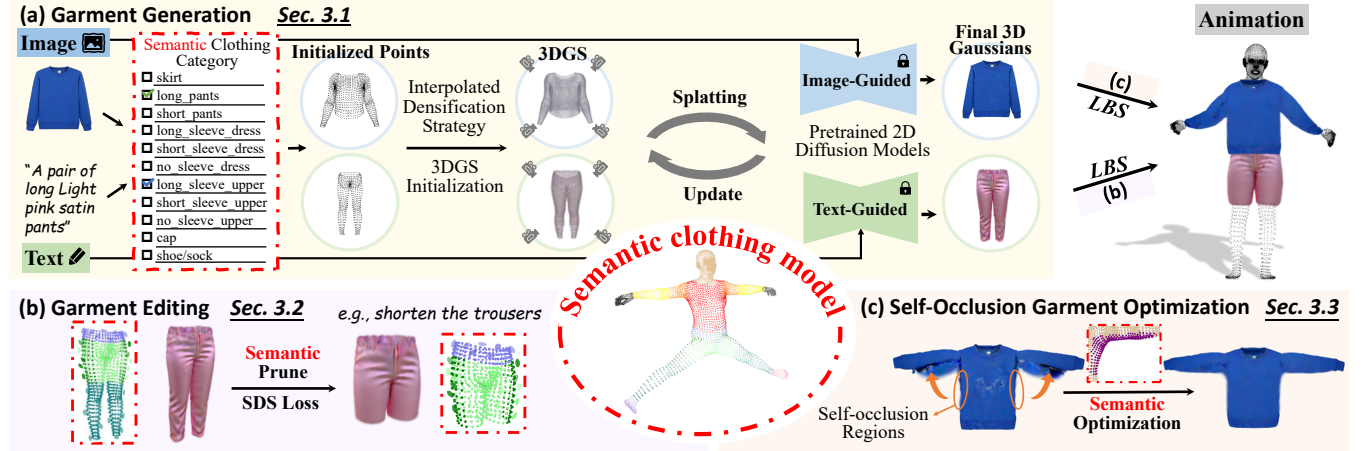
Our contributions can be summarized as follows:

- (1) We introduce a fine-grained 3D semantic clothing model based on human structural priors, enabling more detailed and effective garment generation and editing control.
- (2) We propose a 3DGS-based clothing synthesis method that incorporates efficient human body semantic priors and implements bi-modal guidance by using images or text as input prompts.
- (3) We present the first 3D Gaussian clothing editing method, supporting control over pattern, material, style, and shape.
- (4) We design a self-occlusion optimization that refines Gaussians in self-occluded regions, effectively mitigating artifacts and voids while restoring realistic clothing shape and color.

## 2 Related Work

**3D Content Generation.** Recent research on 3D content generation can be categorized into two main types: inference-based methods and optimization-based methods. The inference-based methods [14, 18, 30, 39, 45, 46] directly infer 3D structure and textures from prompts after training on large-scale datasets, enabling the efficient generation of 3D content in seconds. Representative method LGM [46] generates high-resolution 3D models from text or single-view images using multi-view Gaussian features as an efficient yet powerful representation. LRM [14], Gamba [39], and Splat-ter image [45] achieve photorealistic 3D content in single-image reconstruction tasks. The optimization-based methods [8, 20, 47, 51] typically incorporate additional supervision, such as rich priors from 2D diffusion models, to optimize the details of 3D content. DreamGaussian [47] significantly reduces the generation time of optimization-based 2D lifting methods and extracts the mesh to further enhance quality. GaussianDreamer [51], GarmentDreamer [20], and ClothDreamer [26] generate 3D assets by utilizing 3D pre-trained diffusion models [18, 30] or mesh priors, followed by optimization through the 2D diffusion model via score distillation.

**3D Garment Synthesis.** Traditional 3D garments are created from 2D sewing patterns and simulated using physics-based simulations



**Figure 2: Method Overview.** We introduce a core 3D semantic clothing model to enhance controllability in clothing generation, editing, and optimization. (a) Given a text or image prompt, our proposed generation approach leverages the semantic clothing model and an interpolated densification strategy to initialize 3DGS for different clothing types, while leveraging bi-modal pretrained 2D diffusion models to refine geometric and texture details. (b) Semantic-based editing can prune and densify the Gaussians according to user requirements, while applying SDS supervision to enhance details. (c) Self-occlusion optimization leverages semantic information to address the self-occlusion problem.

(PBS) to achieve realistic try-on effects, resulting in high labor and time costs [26]. Consequently, learning-based methods have been proposed to automate 3D garment generation, enabling more flexible and diverse designs. Numerous studies [4, 13, 16, 17, 23] focus on generating clothed avatars, allowing for the simultaneous generation of avatars and garments based on input prompts. AvatarCraft [17] and DreamAvatar [4] generate high-quality 3D avatars by leveraging Text-to-Image diffusion models as guidance. Another line of research [20, 38, 42] focuses on generating stable and detailed garments independently from text or images, utilizing existing clothing templates as geometric priors. Given a base mesh and an image, Garment3DGen [38] proposes a novel deformation-based approach for generating garment geometry and texture. GarmentDreamer [20] focuses on generating realistic and wearable garment meshes from text prompts, while WordRobe [42] enables text-driven 3D garment generation via a garment latent space. The reliance on clothing template topologies in these methods may limit garment shape diversity and hinder the generation of garments with specific shapes. In contrast, our method initializes independent garment shapes from the SMPL-X model, ensuring both adaptability to various avatar body shapes and flexibility in garment design.

### 3 Method

We propose a high-fidelity clothing generation and editing framework based on 3D Gaussian Splatting [19], supporting text or image guidance, as shown in Fig. 2. To significantly improve the efficiency, we first initialize garment Gaussians from the 3D clothing semantic model in Sec. 3.1.1. Then we utilize pre-trained 2D diffusion models to add geometric and textural details in Sec. 3.1.2. We thoroughly explain the editing process based on semantic information in Sec. 3.2. For self-occluding issue, we design the self-occlusion optimization in Sec. 3.3 to address holes and artifacts.

#### 3.1 Semantic-based Generation

##### 3.1.1 Semantic Initialization.

**3D Clothing Semantic Model.** Existing studies [7, 50, 56] show that in 3DGS representation, a suitable initial position enhances the generation of desired Gaussians, improving both efficiency and accuracy. To incorporate the body structure priors that clothing relies on, we introduce a novel semantic clothing model, as shown in Fig. 3, which encompasses semantic information of various clothing categories and accessories. Specifically, we annotate the SMPL-X model [33] with different semantic labels according to body regions, allowing the initialization of diverse clothing types by combining these semantic attributes. SMPL-X is a parametric human body model for generating 3D human bodies. The generated mesh  $\mathcal{M}$  deforms based on shape parameters  $\beta$ , pose parameters  $\theta$ , and facial expression parameters  $\psi$ . The linear blend skinning function [27],  $LBS(\cdot)$ , transforms the canonical template  $T_p$  to the given pose  $\theta$  using skinning weights  $\mathcal{W}$  and joint locations  $J(\beta)$  as:

$$\mathcal{M}(\beta, \theta, \psi) = LBS(T_p(\beta, \theta, \psi), J(\beta), \theta, \mathcal{W}). \quad (1)$$

Moreover, we also focus on key areas such as the “chest pattern” area and armpit area to facilitate subsequent clothing editing and optimization. The initialization method based on SMPL-X semantic priors not only ensures that the garment conforms to the basic human structure from all perspectives (avoiding clothing flattening) but also facilitates subsequent editing and driven deformation to different postures.

**Interpolated Densification Strategy.** The inherent sparsity of the SMPL-X mesh vertices leads to longer optimization times when using Gaussian-based initialization. To improve efficiency, we propose an interpolated densification strategy leveraging the initial points. Specifically, we employ the KDTree [1] algorithm to identify the

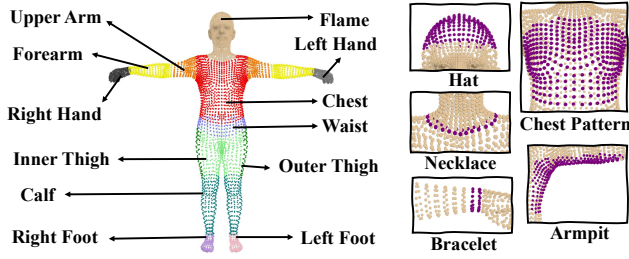


Figure 3: The visualization of the 3D semantic clothing model. By combining different semantic labels, any desired garment semantics can be obtained.

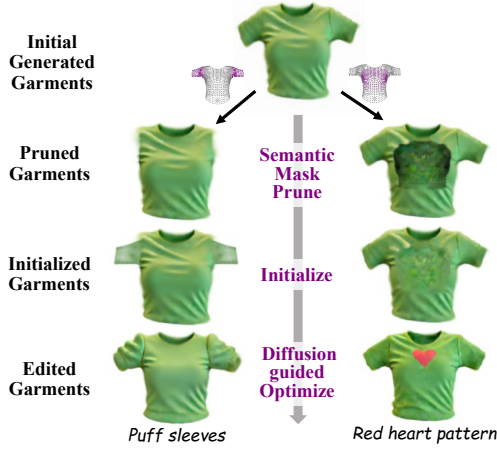


Figure 4: The visualization of local editing examples for pattern and style of the same garment.

nearest neighbor pairs for each initial point and perform uniform interpolation between each pair.

**3DGS Initialization.** In our method, each 3D Gaussian is characterized by central position  $\mu$ , a covariance matrix  $\Sigma$ , color  $c$ , and opacity  $\alpha$ . To optimize the Gaussian parameters, the covariance matrix  $\Sigma$  can be constructed from scale  $s$  and a rotation quaternion  $q$ . The interpolated results are used as the position  $\mu$  of initialized Gaussians. The initial color  $c$  of the Gaussians is obtained through random sampling, with the scale  $s$  determined by the distance between neighboring points, rotation  $q$  initialized as a unit quaternion, and opacity  $\alpha$  set to 0.1. Existing research [15] indicates that, due to the imbalance of a single viewpoint, anisotropic 3D Gaussians tend to learn an inaccurate 3D shape that fits the most frequently observed view, leading to poorer performance in side views. Therefore, we set the scale values to be consistent across all dimensions to ensure the isotropy of the Gaussians.

**3.1.2 Bi-modal 2D Diffusion Guidance.** To enhance the geometric and texture details of the garment, we utilize pre-trained 2D diffusion models for guidance after initialization, ensuring that the results closely align with the prompt. Specifically, we render the initialized Gaussians into 2D images, and apply the Score Distillation Sampling (SDS) loss [34] in Eq. 2 to optimize the 3DGS parameters  $\Theta$ . SDS employs large-scale 2D pre-trained diffusion models

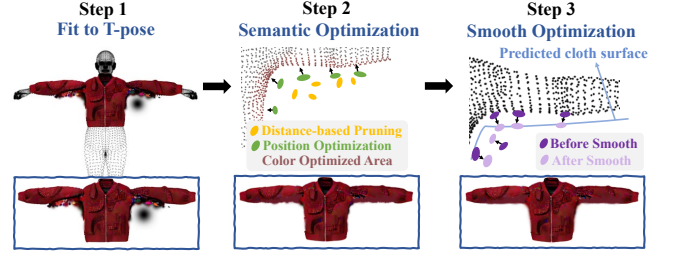


Figure 5: The Self-Occlusion Optimization process involves three key steps: (1) Fit to T-pose; (2) Semantic Optimization; (3) Smooth Optimization.

as priors and refines the 3D content creation by minimizing the difference between the diffusion-sampled noise  $\epsilon_\phi$  and the noise  $\epsilon$  added to the rendered image  $x$ .

$$\nabla_{\Theta} \mathcal{L}_{SDS} = \mathbb{E}_{t, \epsilon} \left[ w(t) (\hat{\epsilon}_\phi(x_t; y, t) - \epsilon) \frac{\partial x}{\partial \Theta} \right], \quad (2)$$

where  $t$  is the noise level,  $x_t$  is the noisy version of  $t$ ,  $\hat{\epsilon}_\phi(x_t; y, t)$  is the predicted noise, and  $w(t)$  is a weighting function. Our method supports text or image as input prompt  $y$ , with MVDream [41] providing high-quality supervision for text and Stable-Zero123 [25] for image guidance. If prompt  $y$  is image, the RGB Loss  $\mathcal{L}_{rgb}$  and the mask loss  $\mathcal{L}_{mask}$  are also applied along with  $\mathcal{L}_{SDS}$ .

$$\mathcal{L}_{img} = \lambda_{rgb} \|I_{rgb} - \tilde{I}_{rgb}\|_2^2 + \lambda_{mask} \|I_{mask} - \tilde{I}_{mask}\|_2^2, \quad (3)$$

where  $\lambda_{rgb} = 1 \times 10^5$ ,  $\lambda_{mask} = 50$ ,  $I$  and  $\tilde{I}$  are the input and generated images from the same view.

## 3.2 Semantic-based Editing

**3.2.1 Global Editing. 1) Texture editing.** We leverage the independence of Gaussian attributes to achieve diverse global editing. By applying 2D diffusion guidance to the color  $c$  of the generated Gaussians and changing the text description related to material or color, we enable texture editing while preserving geometry. **2) Shape editing.** For diverse body shapes, we first compute the transformation matrix of the SMPL-X vertices between the standard shape and the target shape. The KNN algorithm binds the garment to the nearest mesh vertices, guiding the deformation of the Gaussians through vertex transformation, after which the garment can be deformed by applying the LBS function in Eq. 1.

**3.2.2 Local Editing.** Previous 3D editing works [32] applied loss within the masked pixels using 2D masks. However, differences in garment shape and viewpoint rotation can lead to inaccuracies or even invalidation of the masks. Benefiting from the inherent 3D semantic information of generated garments, we can perform local editing tasks more effectively. Figure. 4 provides an intuitive illustration of the local pattern editing process. First, we identify the target region based on the editing requirements and utilize semantic information to prune the original Gaussians in the area. Subsequently, we rapidly initialize new Gaussians following the method described in Sec. 3.1.1. To enhance editing efficiency, instead of randomly initializing the colors of the Gaussian points, we assign them the mean color value of the garment. Finally, we update the Gaussian attributes using the SDS loss to obtain the edited garment.



### 3.3 Self-Occlusion Optimization

The initialization in Sec. 3.1.1 enables the generation of garments that fit the human body based on text prompts. However, when obtaining the corresponding garment Gaussian from real-world images, self-occlusion issues may arise. As shown in Fig. 5, the red jacket forms an “A” shape, with the inner side of the upper arm and the body sides falling within the self-occlusion regions. Directly applying the *LBS* function to manipulate the garment leads to distorted Gaussians, as shown in “Step 1”. To address this, we introduce the Self-Occlusion Optimization, a method that refines the unrealistic Gaussians and fills in the self-occluded regions through the introduction of specialized constraints.

**3.3.1 Fit to T-Pose.** For garments in a non-standard pose (i.e., not in the T-pose), each Gaussian point on the generated garment is bound to the human mesh, and the *LBS* function is applied to transform the garment into the T-pose, enabling subsequent optimization.

**3.3.2 Semantic Optimization.**

*Distance-based Pruning.* After *LBS*, the originally occluded Gaussian points are moved away from the human body, and we prune them directly to improve optimization efficiency. We first leverage the semantic prior from the SMPL-X to identify the self-occlusion region. The K-Nearest Neighbors (KNN) algorithm [6] is then performed to determine the nearest distances between Gaussian points and the SMPL-X vertices in the self-occluded region. By sorting the distances, we prune the redundant Gaussian points that are clearly distant from the human mesh.

*Position Optimization.* After distance-based pruning, the remaining points do not fully conform to the garment’s geometry. Therefore, we introduce a position loss function, denoted as  $\mathcal{L}_{position}$ . This method not only constrains the Gaussian points that are far from the human body surface, bringing them closer, but also effectively fills in gaps. Specifically, we calculate the sum of the closest distances  $D_{total}$  between the Gaussians and SMPL-X vertices in the self-occlusion regions before optimization using the KNN algorithm. The optimization process halts when  $D = 0.5D_{total}$ , aiming to prevent the Gaussian points from adhering too closely to the body surface, thus preserving the garment’s original geometric shape. This position optimization can be formulated as follows:

$$\mathcal{L}_{position} = \sum_{i=1}^P \|D_i\|_2^2 = \sum_{i=1}^P \|p_i - v_i\|_2^2, \quad (4)$$

where  $D_i$  is the distance from the  $i$ -th Gaussian position  $p_i$  to its nearest vertex  $v_i$ ,  $P$  is the total number of Gaussians in the self-occlusion region.

*Color Optimization.* To address the issue of color inhomogeneity in self-occluded regions, we calculate the average color of the Gaussian points in the self-occlusion region as the target color  $C_{target}$ , and then compute the  $\mathcal{L}_2$  loss between the color of the Gaussian points and  $C_{target}$ . This process can be formulated as:

$$\mathcal{L}_{color} = \sum_{i=1}^P \|C_i - C_{target}\|_2^2, \quad (5)$$

where  $C_i$  is the color of the  $i$ -th Gaussian.

**3.3.3 Smooth Optimization.** Semantic optimization effectively constrains the position and color of the Gaussians but does not ensure the smoothness of the cloth surface (resulting in uneven bulges of the Gaussians). In this optimization, we calculate the average distance  $D_{avg}$  of the Gaussians to their nearest vertices after semantic optimization, and apply the smooth constraint  $\mathcal{L}_{smooth}$  in Eq. 6 to Gaussian points with distances  $D > D_{avg}$ .

$$\mathcal{L}_{smooth} = \sum_{i=1}^N \mathbb{I}(D_i > D_{avg}) \|D_i - D_{avg}\|_2^2, \quad (6)$$

where  $\mathbb{I}(D_i > D_{avg})$  is an indicator function that equals 1 if  $D_i > D_{avg}$ , and 0 otherwise.

## 4 Experiments

### 4.1 Implementation Details

Our framework is implemented based on Threestudio [10] using PyTorch on a single RTX 4090 GPU, with batch size 4 and the size of the rendered images being 512×512. In the experiments, the initialized SMPL-X shape parameters  $\beta$  are set to zero, while the pose parameters  $\theta$  are typically set to zero (T-pose) or consistent with the pose of image prompts. For 2D Diffusion guidance, the training iterations for clothing with text and image guidance are 800 and 2000, respectively, with guide scales of 10.0 and 3.0. In the self-occlusion optimization, both semantic optimization and smooth optimization are performed for a maximum of 1000 iterations. The Gaussian learning rates for position  $\mu$ , scale  $s$ , color  $c$ , opacity  $\alpha$ , and rotation  $q$  are set to  $5 \times 10^{-5}$ ,  $5 \times 10^{-3}$ ,  $10^{-2}$ ,  $10^{-2}$ , and  $10^{-3}$ , respectively. The densify gradient threshold is set to  $2 \times 10^{-4}$ , and the split threshold is 0.01.

### 4.2 Results

**4.2.1 Quantitative Comparison.** In Table. 1, we use GPT-4 [31] to randomly generate 10 appearance descriptions for each of 9 different categories of clothing and employ various methods to generate the garments. The rendered results from the front, back, left, and right views are selected for evaluation. We employ three models, ViT-B/16, ViT-B/32, and ViT-L/14 from OpenAI<sup>1</sup>, to compute the CLIP-Score [36] for measuring the relevance between the clothing and the text prompt. We also conduct a user study to evaluate garments generated from textual descriptions, collecting a total of 240 responses from 20 participants. Participants were asked to rate each method on a scale of 1 to 5, based on “3D consistency”, “text alignment with prompt”, and “image quality”, which are three critical aspects in the 3D generation tasks. The result indicates that our method received the highest preference. In Table. 2, we rendered the DeepFashion3D v2 and ClothesNet datasets as ground truth, using the front view as the input for each method. We evaluated the methods based on image quality and similarity, assessing the PSNR, SSIM [49], LPIPS [52], and CLIP Similarity [36] metrics. The image-guided user study with 160 responses, evaluated the generated garments from image-guided methods based on multi-view consistency and image quality, with our method achieving the highest score. By leveraging semantic initialization based on the SMPL-X prior and 2D diffusion guidance, our method demonstrates


<sup>1</sup><https://huggingface.co/openai>

**Table 1: Quantitative comparison for clothing generation from text shows that our results achieve the highest text consistency and user preference. Our method achieves high fidelity in the shortest runtime among all optimization-based methods.**

Method	Type	CLIP-Score $\uparrow$			User Study $\uparrow$			Run Time $\downarrow$
		B/16	B/32	L/14	3D Consistency	Text Alignment	Image Quality	
Shap-E [18]	Inference	30.178	29.818	25.767	3.600	2.709	3.338	~5s
LGM [46]	Inference	32.332	31.803	27.887	3.338	3.300	3.114	~2.5s
3DGS [19]+SD2.1 [37]	Optimization	30.062	29.279	25.633	2.575	3.063	2.100	~30mins
DreamGaussian [47]	Optimization	27.985	26.815	24.126	3.338	3.101	2.329	~5mins
GaussianDreamer [51]	Optimization	29.929	28.958	26.374	4.000	2.949	3.638	~12mins
GarmentDreamer [20]	Optimization	28.940	27.666	24.306	3.165	2.775	3.388	~15mins
<b>Ours</b>	Optimization	<b>32.405</b>	<b>31.378</b>	<b>29.310</b>	<b>4.600</b>	<b>4.313</b>	<b>4.475</b>	<b>~4mins</b>

**Table 2: Quantitative Comparison for clothing guided by dataset images on DeepFashion3D v2 [12] and ClothesNet [54].**

Method	Image Quality			User Study $\uparrow$		Image Similarity
	PSNR $\uparrow$	SSIM $\uparrow$	LPIPS $\downarrow$	3D Consistency	Image Quality	CLIP-L/14 $\uparrow$
Gamba [39]	18.608	0.869	0.177	2.329	2.450	0.803
LGM [46]	19.012	0.874	0.153	3.125	3.300	0.827
DreamGaussian [47]	19.563	0.889	0.132	2.125	1.863	0.833
TriplaneGaussian [57]	19.890	<b>0.898</b>	0.148	2.738	3.438	0.828
<b>Ours</b>	<b>20.686</b>	0.891	<b>0.127</b>	<b>4.563</b>	<b>4.413</b>	<b>0.835</b>

**Figure 6: Comparisons on text-guided generative garments. The “None” label in GarmentDreamer results indicates no accessory templates. Results in the red box show ambiguity or extra content (e.g., human body). Green, blue, and orange arrows highlight incorrect material, color/pattern, and garment type, respectively. Our method generates garments with 3D consistency and high alignment with the text prompts.**

superior or comparable results in terms of text-image consistency, image quality, and 3D consistency.

**4.2.2 Qualitative Comparison.** We provide qualitative comparisons with Shap-E [18], 3DGS [19] with StableDiffusion [37], LGM [46], DreamGaussian [47], GaussianDreamer [51] and GarmentDreamer [20] on text-guided garments and accessories in Fig. 6. Shap-E exhibits stable 3D consistency and color representation but lacks the detailed texture of the clothing. 3DGS, LGM, and GaussianDreamer effectively show fabric texture details, but suffer from blurry edges, color

mismatches with the prompt, or the generation of unintended elements (e.g., human body). DreamGaussian produces clear clothing structures with vibrant colors, but the surfaces display unrealistic protrusions. We utilize the provided garment mesh template as input of GarmentDreamer, which generates highly realistic fabric simulations. However, the garment’s design is constrained by the predefined mesh, limiting shape diversity and accessory generation. In contrast, our method generates high-quality clothing of diverse shapes that align with the text prompt.



Figure 7: Qualitative comparisons on image-guided generative garments. The results demonstrate that our method generates clothing that aligns more accurately with the human body structure from multiple views.

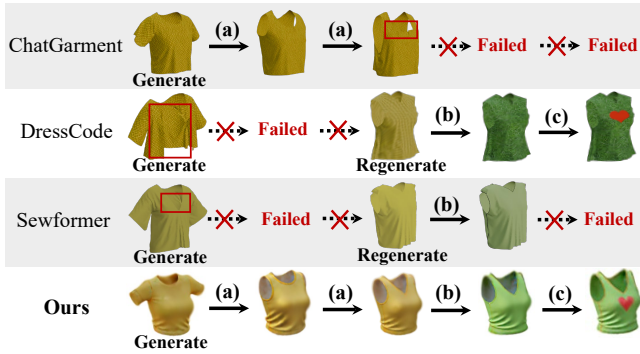


Figure 8: Qualitative comparisons on editing methods. In this figure, (a), (b), and (c) correspond to geometric editing, global texture editing, and local texture editing, respectively.

For image input, we compare with Gaussian-based single-view reconstruction approaches across four views. As shown in Fig. 7, DreamGaussian exhibits strong multi-view consistency but suffers from a lack of smoothness on the garment surface. TriplaneGaussian [57], Gamba [39], and LGM are capable of generating realistic texture details; however, they exhibit noticeable garment flattening or garment tilting to some extent in side views. In contrast, our method consistently produces anatomically accurate results across all views, obviating the need for manual adjustments and enabling more efficient applications. Figure. 8 presents the qualitative comparison with three garment editing methods: ChatGarment [3], DressCode [11], and Sewformer [24]. We aim for each method first to generate a yellow round-neck T-shirt, followed by geometric edits to produce a yellow round-neck vest and then a V-neck vest. Subsequently, a global texture edit is applied to obtain a green V-neck vest. Finally, a local texture edit is performed on the chest pattern. ChatGarment supports stable geometric editing but lacks texture editing capabilities, while DressCode and Sewformer exhibit



Figure 9: Results of editing garments. Green and blue color correspond to texture-related and geometry-related editing.

limitations in geometric editing. The results of other comparison methods are all rendered using Blender [5], and ChatGarment uses the texture generated by DressCode. The results demonstrate that our method enables high-quality and progressive edits.

**4.2.3 Garment Editing.** Figure. 9 demonstrates that our method can meet various editing requirements, such as material, shape, pose and style editing. Owing to the clothing semantic model, our approach not only supports global modifications but also enables texture and geometric editing in desired regions. The generated garments can directly fit various body shapes and poses without the need for software such as Blender [5].

**4.2.4 Accessories Wearing.** Our method can generate different accessories based on human semantic priors, such as shoes, glasses, and hats. More video results can be found at our project page.

### 4.3 Ablation Study

We conduct ablation studies on 3D Gaussian in garment generation, and the effectiveness of semantic editing, self-occlusion optimization and semantic optimization. The results shown in Fig. 10, Fig. 11, Fig. 12 and Fig. 13 demonstrate that the absence of any of these designs results in a decline in quality.

**4.3.1 3D Gaussians. 1) Semantic initialization.** The results in the first column of Fig. 10 are obtained by randomly initializing the Gaussian points without semantic initialization in Sec. 3.1.1. From the side view, it is evident that the shorts exhibit incorrect thickness and produce entirely distorted driving results. **2) Interpolated den-sification.** In the second column, the results are obtained without using our interpolated densification strategy, leading to geometric




Figure 10: Ablation studies on semantic initialization, interpolated densification strategy and the isotropy of Gaussians.

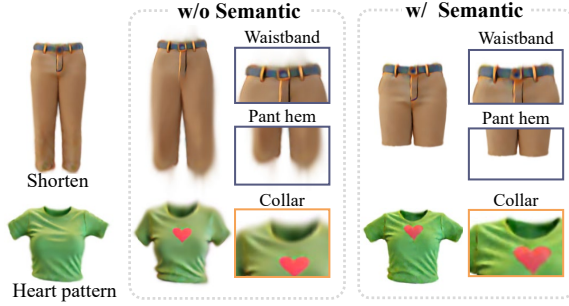


Figure 11: Ablation studies on semantic editing. With the assistance of semantic information, we can restrict the editing region to the desired area and avoid blurry boundaries.

instability in the driving results. **3) Isotropy of Gaussians.** The outcomes in the third column are from experiments in which the Gaussian points were not isotropic, resulting in blurry Gaussian artifacts in animation across different views.

**4.3.2 Semantic Edit.** As shown in Fig. 11, solely relying on the SDS loss tends to modify the entire garment and blurring at the edges. In contrast, utilizing semantic information enables flexible pruning and densification of the target region, better preserving the color and shape of the remaining areas.

**4.3.3 Self-Occlusion Optimization.** In Fig. 12, we present the ablation results of self-occlusion optimization in different driving poses. The results demonstrate that incorporating self-occlusion optimization significantly improves the shape of self-occluded regions and reduces artifacts.

**4.3.4 Semantic Optimization.** In Fig. 13, we assess the impact of three components in semantic optimization in Sec. 3.3.2. The distance-based pruning efficiently eliminates points that are far from the garment. Position optimization facilitates the movement of Gaussians closer to the garment surface. Color optimization helps mitigate the impact of pose changes on the color of self-occluded regions.




Figure 12: Ablation studies on self-occlusion optimization. For each garment, (a) and (b) show the results without and with self-occlusion optimization, respectively.




Figure 13: Ablation studies on semantic optimization. “DP”, “PO” and “CO” refer to distance-based pruning, position optimization, and color optimization, respectively.

## 5 Conclusion

In this paper, we propose SemanticGarment, a 3D garment Gaussian generation and editing method guided by bi-modal prompts (image or text) with strong semantic priors. We first introduce a high-fidelity 3D semantic clothing model encompassing semantic information of diverse garments, accessories and key regions to achieve more flexible and accurate control over 3D digital garments. To avoid the resource consumption of regeneration, we present a semantic-aware editing approach, enabling global or targeted area modifications, including texture, material, shape, and pose. Furthermore, SemanticGarment designs a self-occlusion optimization strategy that enables the completion and refinement of color and shape in occluded garment areas. These capabilities not only enhance automation in garment design but also open new possibilities for personalized clothing customization and immersive virtual try-on experiences.

**Limitations and Future work.** Although SemanticGarment demonstrates promising results, it still has several limitations. First, the texture or shape guided by text relies on pretrained diffusion guidance, which may perform poorly when encountering complex prompts. Second, using the *LBS* function to drive loose clothing (e.g., skirts) is less effective compared to fitted clothing. In future work, we plan to explore extracting the mesh structure from the generated Gaussians and applying physics-based simulations for animation.

## Acknowledgments

This work was partly supported by the NSFC62431015, Science and Technology Commission of Shanghai Municipality No.24511106200, the Fundamental Research Funds for the Central Universities, Shanghai Key Laboratory of Digital Media Processing and Transmission under Grant 22DZ2229005, 111 project BP0719010.



## References

- [1] Jon Louis Bentley. 1975. Multidimensional binary search trees used for associative searching. *Commun. ACM* 18, 9 (1975), 509–517.
- [2] Bharat Lal Bhatnagar, Garvita Tiwari, Christian Theobalt, and Gerard Pons-Moll. 2019. Multi-garment net: Learning to dress 3d people from images. In *Proceedings of the IEEE/CVF international conference on computer vision*. 5420–5430.
- [3] Siyuan Bian, Chenghao Xu, Yuliang Xiu, Artur Grigorev, Zhen Liu, Cewu Lu, Michael J Black, and Yao Feng. 2024. ChatGarment: Garment Estimation, Generation and Editing via Large Language Models. *arXiv preprint arXiv:2412.17811* (2024).
- [4] Yukang Cao, Yan-Pei Cao, Kai Han, Ying Shan, and Kwan-Yee K Wong. 2024. Dreamavatar: Text-and-shape guided 3d human avatar generation via diffusion models. In *Proceedings of the IEEE/CVF Conference on Computer Vision and Pattern Recognition*. 958–968.
- [5] BO Community. 2018. Blender—A 3D Modelling and Rendering Package, Stichting Blender Foundation, Amsterdam. (2018).
- [6] Thomas Cover and Peter Hart. 1967. Nearest neighbor pattern classification. *IEEE transactions on information theory* 13, 1 (1967), 21–27.
- [7] Zhiwen Fan, Wenyan Cong, Kairun Wen, Kevin Wang, Jian Zhang, Xinghao Ding, Danfei Xu, Boris Ivanovic, Marco Pavone, Georgios Pavlakos, et al. 2024. Instantsplat: Unbounded sparse-view pose-free gaussian splatting in 40 seconds. *arXiv preprint arXiv:2403.20309* 2, 3 (2024), 4.
- [8] William Gao, Noam Aigerman, Thibault Groueix, Vova Kim, and Rana Hanocka. 2023. Textdeformer: Geometry manipulation using text guidance. In *ACM SIG-GRAPH 2023 conference proceedings*. 1–11.
- [9] Michelle Guo, Matt Jen-Yuan Chiang, Igor Santesteban, Nikolaos Sarafianos, Hsiao-yu Chen, Oshri Halimi, Aljaz Božić, Shunsuke Saito, Jiajun Wu, C Karen Liu, et al. 2025. PGC: Physics-Based Gaussian Cloth from a Single Pose. *arXiv preprint arXiv:2503.20779* (2025).
- [10] Yuan-Chen Guo, Ying-Tian Liu, Ruizhi Shao, Christian Laforte, Vikram Voleti, Guan Luo, Chia-Hao Chen, Zi-Xin Zou, Chen Wang, Yan-Pei Cao, et al. 2023. threestudio: A unified framework for 3d content generation. *threestudio: A unified framework for 3d content generation* (2023).
- [11] Kai He, Kaixin Yao, Qixuan Zhang, Jingyi Yu, Lingjie Liu, and Lan Xu. 2024. Dresscode: Autoregressively sewing and generating garments from text guidance. *ACM Transactions on Graphics (TOG)* 43, 4 (2024), 1–13.
- [12] Zhu Heming, Cao Yu, Jin Hang, Chen Weikai, Du Dong, Wang Zhangye, Cui Shuguang, and Han Xiaoguang. 2020. Deep Fashion3D: A Dataset and Benchmark for 3D Garment Reconstruction from Single Images. In *Computer Vision – ECCV 2020*. Springer International Publishing, 512–530.
- [13] Fangzhou Hong, Mingyuan Zhang, Liang Pan, Zhongang Cai, Lei Yang, and Ziwei Liu. 2022. Avatarclip: Zero-shot text-driven generation and animation of 3d avatars. *arXiv preprint arXiv:2205.08535* (2022).
- [14] Yicong Hong, Kai Zhang, Jiuxiang Gu, Sai Bi, Yang Zhou, Difan Liu, Feng Liu, Kalyan Sunkavalli, Trung Bui, and Hao Tan. 2023. Lrm: Large reconstruction model for single image to 3d. *arXiv preprint arXiv:2311.04400* (2023).
- [15] Liangxiao Hu, Hongwen Zhang, Yuxiang Zhang, Boyao Zhou, Boning Liu, Shengping Zhang, and Liqiang Nie. 2024. Gaussianavatar: Towards realistic human avatar modeling from a single video via animatable 3d gaussians. In *Proceedings of the IEEE/CVF Conference on Computer Vision and Pattern Recognition*. 634–644.
- [16] Yangyi Huang, Hongwei Yi, Yuliang Xiu, Tingting Liao, Jiaxiang Tang, Deng Cai, and Justus Thies. 2024. Tech: Text-guided reconstruction of lifelike clothed humans. In *2024 International Conference on 3D Vision (3DV)*. IEEE, 1531–1542.
- [17] Ruixiang Jiang, Can Wang, Jingbo Zhang, Menglei Chai, Mingming He, Dongdong Chen, and Jing Liao. 2023. Avatarcraft: Transforming text into neural human avatars with parameterized shape and pose control. In *Proceedings of the IEEE/CVF International Conference on Computer Vision*. 14371–14382.
- [18] Heewoo Jun and Alex Nichol. 2023. Shap-e: Generating conditional 3d implicit functions. *arXiv preprint arXiv:2305.02463* (2023).
- [19] Bernhard Kerbl, Georgios Kopanas, Thomas Leimkühler, and George Drettakis. 2023. 3d gaussian splatting for real-time radiance field rendering. *ACM Trans. Graph.* 42, 4 (2023), 139–1.
- [20] Boqian Li, Xuan Li, Ying Jiang, Tianyi Xie, Feng Gao, Huamin Wang, Yin Yang, and Chenfanfu Jiang. 2024. GarmentDreamer: 3DGS Guided Garment Synthesis with Diverse Geometry and Texture Details. *arXiv preprint arXiv:2405.12420* (2024).
- [21] Ren Li, Benoît Guillard, and Pascal Fua. 2023. Isp: Multi-layered garment draping with implicit sewing patterns. *Advances in Neural Information Processing Systems* 36 (2023), 40294–40319.
- [22] Xuan Li, Chang Yu, Wenxin Du, Ying Jiang, Tianyi Xie, Yunuo Chen, Yin Yang, and Chenfanfu Jiang. 2025. Dress-1-to-3: Single Image to Simulation-Ready 3D Outfit with Diffusion Prior and Differentiable Physics. *arXiv preprint arXiv:2502.03449* (2025).
- [23] Tingting Liao, Hongwei Yi, Yuliang Xiu, Jiaxiang Tang, Yangyi Huang, Justus Thies, and Michael J Black. 2024. Tada! text to animatable digital avatars. In *2024 International Conference on 3D Vision (3DV)*. IEEE, 1508–1519.
- [24] Lijuan Liu, Xiangyu Xu, Zhijie Lin, Jiabin Liang, and Shuicheng Yan. 2023. Towards garment sewing pattern reconstruction from a single image. *ACM Transactions on Graphics (TOG)* 42, 6 (2023), 1–15.
- [25] Ruoshi Liu, Rundi Wu, Basile Van Hoorick, Pavel Tokmakov, Sergey Zakharov, and Carl Vondrick. 2023. Zero-1-to-3: Zero-shot one image to 3d object. In *Proceedings of the IEEE/CVF international conference on computer vision*. 9298–9309.
- [26] Yufei Liu, Junshu Tang, Chu Zheng, Shijie Zhang, Jinkun Hao, Junwei Zhu, and Dongjin Huang. 2024. ClothDreamer: Text-Guided Garment Generation with 3D Gaussians. *arXiv preprint arXiv:2406.16815* (2024).
- [27] Matthew Loper, Naureen Mahmood, Javier Romero, Gerard Pons-Moll, and Michael J Black. 2023. SMPL: A skinned multi-person linear model. In *Seminal Graphics Papers: Pushing the Boundaries, Volume 2*. 851–866.
- [28] Zhongjin Luo, Haolin Liu, Chenghong Li, Wanghao Du, Zirong Jin, Wanhu Sun, Yinyu Nie, Weikai Chen, and Xiaoguang Han. 2024. GarVerseLOD: High-Fidelity 3D Garment Reconstruction from a Single In-the-Wild Image using a Dataset with Levels of Details. *ACM Transactions on Graphics (TOG)* 43, 6 (2024), 1–12.
- [29] Kiyohiro Nakayama, Jan Ackermann, Timur Levent Kesdogan, Yang Zheng, Maria Korosteleva, Olga Sorkine-Hornung, Leonidas Guibas, Guandao Yang, and Gordon Wetzstein. 2025. Alpparel: A Large Multimodal Generative Model for Digital Garments. *Computer Vision and Pattern Recognition (CVPR)* (2025).
- [30] Alex Nichol, Heewoo Jun, Prafulla Dhariwal, Pamela Mishkin, and Mark Chen. 2022. Point-e: A system for generating 3d point clouds from complex prompts. *arXiv preprint arXiv:2212.08751* (2022).
- [31] Long Ouyang, Jeffrey Wu, Xu Jiang, Diogo Almeida, Carroll Wainwright, Pamela Mishkin, Chong Zhang, Sandhini Agarwal, Katarina Slama, Alex Ray, et al. 2022. Training language models to follow instructions with human feedback. *Advances in neural information processing systems* 35 (2022), 27730–27744.
- [32] Jangho Park, Gihyun Kwon, and Jong Chul Ye. 2023. Ed-nerf: Efficient text-guided editing of 3d scene with latent space nerf. *arXiv preprint arXiv:2310.02712* (2023).
- [33] Georgios Pavlakos, Vasileios Choutas, Nima Ghorbani, Timo Bolkart, Ahmed AA Osman, Dimitrios Tzionas, and Michael J Black. 2019. Expressive body capture: 3d hands, face, and body from a single image. In *Proceedings of the IEEE/CVF conference on computer vision and pattern recognition*. 10975–10985.
- [34] Ben Poole, Ajay Jain, Jonathan T Barron, and Ben Mildenhall. 2022. Dreamfusion: Text-to-3d using 2d diffusion. *arXiv preprint arXiv:2209.14988* (2022).
- [35] Lingteng Qiu, Guanying Chen, Jiapeng Zhou, Mutian Xu, Junle Wang, and Xiaoguang Han. 2023. Rec-mv: Reconstructing 3d dynamic cloth from monocular videos. In *Proceedings of the IEEE/CVF Conference on Computer Vision and Pattern Recognition*. 4637–4646.
- [36] Alec Radford, Jong Wook Kim, Chris Hallacy, Aditya Ramesh, Gabriel Goh, Sandhini Agarwal, Girish Sastry, Amanda Askell, Pamela Mishkin, Jack Clark, et al. 2021. Learning transferable visual models from natural language supervision. In *International conference on machine learning*. PMLR, 8748–8763.
- [37] Robin Rombach, Andreas Blattmann, Dominik Lorenz, Patrick Esser, and Björn Ommer. 2022. High-resolution image synthesis with latent diffusion models. In *Proceedings of the IEEE/CVF conference on computer vision and pattern recognition*. 10684–10695.
- [38] Nikolaos Sarafianos, Tuur Stuyck, Xiaoyu Xiang, Yilei Li, Jovan Popovic, and Rakesh Ranjan. 2024. Garment3dgen: 3d garment stylization and texture generation. *arXiv preprint arXiv:2403.18816* (2024).
- [39] Qiuhong Shen, Zike Wu, Xuanyu Yi, Pan Zhou, Hanwang Zhang, Shuicheng Yan, and Xinchao Wang. 2024. Gamba: Marry gaussian splatting with mamba for single view 3d reconstruction. *arXiv preprint arXiv:2403.18795* (2024).
- [40] Yu Shen, Junbang Liang, and Ming C Lin. 2020. Gan-based garment generation using sewing pattern images. In *Computer Vision—ECCV 2020: 16th European Conference, Glasgow, UK, August 23–28, 2020, Proceedings, Part XVIII*. 16. Springer, 225–247.
- [41] Yichun Shi, Peng Wang, Jianglong Ye, Mai Long, Kejie Li, and Xiao Yang. 2023. Mvdream: Multi-view diffusion for 3d generation. *arXiv preprint arXiv:2308.16512* (2023).
- [42] Astitva Srivastava, Pranav Manu, Amit Raj, Varun Jampani, and Avinash Sharma. 2024. Wordrobe: Text-guided generation of textured 3d garments. In *European Conference on Computer Vision*. Springer, 458–475.
- [43] Astitva Srivastava, Chandradeep Pokhariya, Sai Sagar Jinka, and Avinash Sharma. 2022. xcloth: Extracting template-free textured 3d clothes from a monocular image. In *Proceedings of the 30th ACM International Conference on Multimedia*. 2504–2512.
- [44] Mingyang Sun, Qipeng Yan, Zhuoer Liang, Dongliang Kou, Dingkan Yang, Ruisheng Yuan, Xiao Zhao, Mingcheng Li, and Lihua Zhang. 2024. IF-Garments: Reconstructing Your Intersection-Free Multi-Layered Garments from Monocular Videos. In *Proceedings of the 32nd ACM International Conference on Multimedia*. 6588–6597.
- [45] Stanislaw Szymanowicz, Christian Rupprecht, and Andrea Vedaldi. 2024. Splatler image: Ultra-fast single-view 3d reconstruction. In *Proceedings of the IEEE/CVF conference on computer vision and pattern recognition*. 10208–10217.
- [46] Jiaxiang Tang, Zhaoxi Chen, Xiaokang Chen, Tengfei Wang, Gang Zeng, and Ziwei Liu. 2024. Lgm: Large multi-view gaussian model for high-resolution 3d content creation. In *European Conference on Computer Vision*. Springer, 1–18.

- [47] Jiaxiang Tang, Jiawei Ren, Hang Zhou, Ziwei Liu, and Gang Zeng. 2023. Dream-gaussian: Generative gaussian splatting for efficient 3d content creation. *arXiv preprint arXiv:2309.16653* (2023).
- [48] Tuanfeng Y Wang, Duygu Ceylan, Jovan Popovic, and Niloy J Mitra. 2018. Learning a shared shape space for multimodal garment design. *arXiv preprint arXiv:1806.11335* (2018).
- [49] Zhou Wang, Alan C Bovik, Hamid R Sheikh, and Eero P Simoncelli. 2004. Image quality assessment: from error visibility to structural similarity. *IEEE transactions on image processing* 13, 4 (2004), 600–612.
- [50] Chen Yang, Sikuang Li, Jiemin Fang, Ruofan Liang, Lingxi Xie, Xiaopeng Zhang, Wei Shen, and Qi Tian. 2024. Gaussianobject: High-quality 3d object reconstruction from four views with gaussian splatting. *ACM Transactions on Graphics (TOG)* 43, 6 (2024), 1–13.
- [51] Taoran Yi, Jiemin Fang, Junjie Wang, Guanjun Wu, Lingxi Xie, Xiaopeng Zhang, Wenyu Liu, Qi Tian, and Xingang Wang. 2024. Gaussiandreamer: Fast generation from text to 3d gaussians by bridging 2d and 3d diffusion models. In *Proceedings of the IEEE/CVF Conference on Computer Vision and Pattern Recognition*. 6796–6807.
- [52] Richard Zhang and Phillip Isola et al. 2018. The Unreasonable Effectiveness of Deep Features as a Perceptual Metric. In *Proceedings of the IEEE conference on computer vision and pattern recognition*. IEEE, 586–595. doi:10.1109/CVPR.2018.00068
- [53] Fang Zhao, Wenhao Wang, Shengcai Liao, and Ling Shao. 2021. Learning anchored unsigned distance functions with gradient direction alignment for single-view garment reconstruction. In *Proceedings of the IEEE/CVF International Conference on Computer Vision*. 12674–12683.
- [54] Bingyang Zhou, Haoyu Zhou, Tianhai Liang, Qiaojun Yu, Siheng Zhao, Yuwei Zeng, Jun Lv, Siyuan Luo, Qiancai Wang, Xinyuan Yu, Haonan Chen, Cewu Lu, and Lin Shao. 2023. ClothesNet: An Information-Rich 3D Garment Model Repository with Simulated Clothes Environment. In *IEEE/CVF International Conference on Computer Vision (ICCV)*.
- [55] Heming Zhu, Lingteng Qiu, Yuda Qiu, and Xiaoguang Han. 2022. Registering explicit to implicit: Towards high-fidelity garment mesh reconstruction from single images. In *Proceedings of the IEEE/CVF Conference on Computer Vision and Pattern Recognition*. 3845–3854.
- [56] Zehao Zhu, Zhiwen Fan, Yifan Jiang, and Zhangyang Wang. 2024. Fsgs: Real-time few-shot view synthesis using gaussian splatting. In *European conference on computer vision*. Springer, 145–163.
- [57] Zi-Xin Zou, Zhipeng Yu, Yuan-Chen Guo, Yangguang Li, Ding Liang, Yan-Pei Cao, and Song-Hai Zhang. 2024. Triplane meets gaussian splatting: Fast and generalizable single-view 3d reconstruction with transformers. In *Proceedings of the IEEE/CVF Conference on Computer Vision and Pattern Recognition*. 10324–10335.