

# Relevance to Utility: Process-Supervised Rewrite for RAG

Jaeyoung Kim<sup>\*1</sup>, Jongho Kim<sup>\*1</sup>, Seung-won Hwang<sup>\*1</sup>, Seoho Song<sup>2</sup>, Young-In Song<sup>2</sup>

IPAI, Seoul National University<sup>1</sup>, Naver Corp<sup>2</sup>

{jae.young, jongh97, seungwonh}@snu.ac.kr

{song.seoho, song.youngin}@navercorp.com

## Abstract

Retrieval-Augmented Generation systems often suffer from a gap between optimizing retrieval relevance and generative utility: retrieved documents may be topically relevant but still lack the content needed for effective reasoning during generation. While existing “bridge” modules attempt to rewrite the retrieved text for better generation, we show how they fail to capture true document utility. In this work, we propose R2U, with a key distinction of directly optimizing to maximize the probability of generating a correct answer through process supervision. As such direct observation is expensive, we also propose approximating an efficient distillation pipeline by scaling the supervision from LLMs, which helps the smaller rewriter model generalize better. We evaluate our method across multiple open-domain question-answering benchmarks. The empirical results demonstrate consistent improvements over strong bridging baselines. <sup>1</sup>.

## 1 Introduction

Despite the impressive capabilities of large language models (Achiam et al., 2023; Bai et al., 2023), they often struggle with answering queries unseen from training. Retrieval-augmented generation (RAG) offers an effective solution by using a retriever to gather unseen yet relevant documents and a generator to synthesize them into a final response.

However, a persistent gap remains between retrieval relevance and generative utility: improving retriever performance does not necessarily yield more accurate answers (Ke et al., 2024). To bridge such a gap, **bridge** modules between retriever (R) and generation (G) have been proposed, which

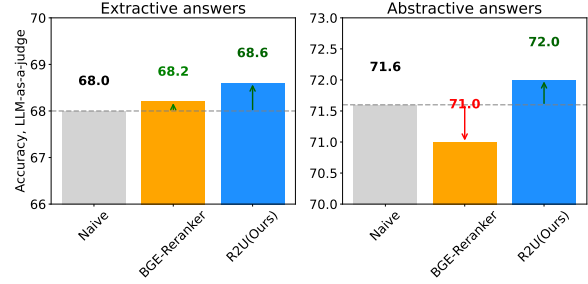


Figure 1: Accuracy score gap of extractive vs abstractive answer types with different bridging models. For Naive RAG, the top-10 documents retrieved with Bing Search are passed to the generator. BGE-Reranker-Large (Xiao et al., 2023) is used for the rewriter baseline.

rerank or summarize the retrieved documents to better support generation. Examples include reranking methods (Pradeep et al., 2023; Yang et al., 2025; Xiao et al., 2023) constrained to reorder documents without modifying their content, and query-focused summarization (QFS) (Xu et al., 2023; Li et al., 2024; Yoon et al., 2024; Hwang et al., 2024; Edge et al., 2024; Chen et al., 2025) allowed to prune or enrich content selectively. We abstract all these as **rewriting** of transformations from retrieved documents  $d$  into  $d'$ , considering  $q$  as well, towards optimizing **document utility**.

Our key claim is that existing rewriting modules fail to capture **true document utility, defined as its ability to support a generator for accurate answer generation**. Existing work relies only on queries or retrieved documents as a proxy of such utility, but we argue that direct observation of answer generation is critical for capturing such utility. To illustrate, one well-known bias of search engines is ranking documents that lexically match queries high. Existing rewritings may improve extractive answers that can be directly taken from the documents, but may fail to help answer generation requiring reasoning beyond direct extraction. To demonstrate these limitations, we divided the MS MARCO dataset into extractive and abstractive

<sup>\*</sup>Equal contribution. The order is decided by coin toss.

<sup>†</sup>Corresponding author.

<sup>1</sup>Source code: <https://anonymous.4open.science/r/R2U-D547/README.md>

answers, depending on whether the ground truth answer lexically matches within  $d$  or not. As shown in Figure 1, the well-known rewriting module, BGE-Reranker (Xiao et al., 2023), boost extractive performance but harm performance in abstractive generation, revealing their limited generalization when deeper reasoning is required <sup>2</sup>.

As direct observation is costly, existing work observes answer correctness (Yoon et al., 2024; Hwang et al., 2024), by rewriting first, then using answer correctness as a proxy observation. This risks spurious success, where the right answer is reached through flawed intermediate reasoning.

In contrast, we propose a novel bridging with direct observation, denoted as **relevance to utility** (R2U). We observe that sufficiently robust LLMs, during reasoning, can capture the desired process of how documents should be rewritten to support the answer. With this process, we formally derive how the reasoning traces of robust LLMs approximate the ideal rewriter with true utility.

However, such direct process observation is often too expensive at inference time. Therefore, we distill the direct observation of LLM, into a smaller language model (SLM) as a rewriter model. Beyond pushing inference cost to training time, this distillation enables more robust training of SLMs by scaling observations from LLMs, for robustifying SLM supervision. Specifically, in addition to observing LLM’s rewriting processes for imitation, we augment by reordering or omitting certain documents to help the SLM generalize better and mitigate positional bias. We further train the SLM with preference learning, aligning its rewriting toward the generator’s performance.

We evaluate our approach on multiple question-answering tasks covering diverse query types. The results show that R2U improves the average F1 score by 8.8%pt over the naive RAG baseline and outperforms the best existing baselines by 7.8%pt, consistently enhancing performance across tasks.

## 2 Proposed Bridging Objective

In this section, we first formalize the role of bridge modules in RAG system, outlining where existing approaches fall short (§2.1). We then present our formulation of the bridging objective and how our objective captures true document utility (§2.2–§3.2).

### 2.1 Motivation: Existing Bridging Models

In RAG system, the generator  $\phi$  produces an answer  $a$  given query  $q$  and retrieved documents  $d$  as follows:

$$a \sim P_\phi(a|q, d) \quad (1)$$

Previous bridging works attempted to rewrite the documents to improve their utility, typically by re-ordering the documents (Pradeep et al., 2023; Xiao et al., 2023), filtering out irrelevant contents (Yoon et al., 2024; Li et al., 2024), or reconstructing the inputs (Chen et al., 2025) using  $q$  and  $d$ :

$$a \sim P_\phi(a|q, d'), \text{ where } d' \sim P_\theta(d'|q, d) \quad (2)$$

Here,  $\theta$  denotes either a fine-tuned or off-the-shelf rewriting module, and  $d'$  represents the rewritten version of the documents.

We argue that such bridges,  $P_\theta(d'|q, d)$ , cannot capture the true definition of document utility  $P_\phi(a|q, d')$ , which measures whether the rewritten document effectively supports the process of *answer generation* of  $a$ .

### 2.2 Proposed: Process Supervision

The key objective of R2U is to learn a bridge model that rewrites documents to maximize their **true utility**, i.e., probability of generating a correct answer, formalized as  $\max_{d'} P(a|q, d')$ .

However, this notion of true utility is inherently unobservable. To optimize it directly, one would need an ideal rewriter that samples from  $P_\theta(d'|q, d, a)$ , i.e., a rewriter that conditions on the target answer  $a$  during rewriting. Training a model with direct access to  $a$  constitutes a shortcut that the rewriter could simply encode the answer instead of genuinely learning to support answer generation. Thus, the challenge is how to approximate this ideal but unobservable distribution using practically observable signals, without shortcuts.

Our contribution is twofold. To address the above issue, we provide a derivation (§ 2.2.1) that shows how the ideal rewrite distribution, otherwise unobservable, can be grounded in observable quantities obtained from LLM reasoning traces toward the answer. A key prerequisite for this derivation is that rewritten documents  $d'$  appear explicitly in these traces, allowing the distribution to be anchored in actual observations.

Therefore, our second contribution is to demonstrate that sufficiently robust generators, e.g., 70B or larger, already satisfy the prerequisite for this derivation. During their internal reasoning process,

<sup>2</sup>Other baseline results are in Table 5.

they naturally perform the desired rewriting where the model produced rewrites  $d'$  tailored to the target answer. In our manual inspection, this behavior occurred in 95% of cases, as shown in the examples in Table 7<sup>3</sup>. This motivates using such LLMs to act simultaneously as both the rewriter and the answer generator, producing rewritten documents  $d'$  during reasoning that are tailored to a specific answer  $a$ .

### 2.2.1 Formulation of R2U

This section develops the first contribution, building on the prerequisite established above. We will show that what we observed from the LLM serves as the basis from which the ideal rewrite distribution can be derived. With the ideal distribution, we obtain the document utility that directly aligns rewritten documents with answerability and avoids shortcuts.

In practice, what we *actually* observe from the teacher LLM’s reasoning traces are joint samples,

$$(a, d') \sim P_\phi(a, d' \mid q, d), \quad (3)$$

where  $q$  is the query and  $d$  is the retrieved documents. This joint reflects the LLM’s process supervision as it generates  $d'$  as part of its internal reasoning toward  $a$ . By the chain rule, the joint can be factorized in two equivalent ways:

$$\begin{aligned} P_\phi(a, d' \mid q, d) &= P_\phi(d' \mid q, d, a) P_\phi(a \mid q, d) \\ &= P_\phi(a \mid q, d', d) P_\phi(d' \mid q, d) \end{aligned}$$

Under the natural *sufficiency assumption* that once the rewritten documents  $d'$  are given from a sufficiently robust LLM, the original documents  $d$  barely provide information about  $a$ <sup>4</sup>, which is formally  $P_\phi(a \mid q, d', d) \approx P_\phi(a \mid q, d')$ , and thus:

$$P_\phi(a, d' \mid q, d) \approx P_\phi(a \mid q, d') P_\phi(d' \mid q, d) \quad (4)$$

From this identity, the ideal rewrite distribution,  $P_\phi(d' \mid q, d, a)$ , can be written as:

$$P_\phi(d' \mid q, d, a) = \frac{P_\phi(a \mid q, d') P_\phi(d' \mid q, d)}{P_\phi(a \mid q, d)} \quad (5)$$

which describes how the LLM rewrites documents when aiming to produce an answer  $a$ .

<sup>3</sup>From chain-of-thought prompting (Wei et al., 2022) 10 queries per model on Llama-3.1-{70b, 405b}-Instruct, claude-3.5-sonnet, Deepseek-r1, Mistral-{large, large2}, reka-flash, and snowflake-arctic.

<sup>4</sup>We empirically validate that the performance difference with and without  $d$  is negligible, as shown in Table 6.

Thus, when we sample  $d'$  from the LLM’s reasoning traces, we are implicitly sampling from a distribution close to  $P_\phi(d' \mid q, d, a)$ . Feeding such  $d'$  back into the generator yields the bridge process:

$$a \sim P_\phi(a \mid q, d'), \text{ where } d' \sim P_\phi(d' \mid q, d, a) \quad (6)$$

We can now reformulate the bridging objective  $\max_{d'} P_\phi(a \mid q, d')$  as an expectation over the ideal rewrite distribution:

$$\begin{aligned} &\text{maximize } \mathbb{E}_{d' \sim P_\phi(d' \mid q, d, a)} [\log P_\phi(a \mid q, d')] \\ &= \mathbb{E}_{d' \sim P_\phi(d' \mid q, d)} \left[ \frac{P_\phi(d' \mid q, d, a)}{P_\phi(d' \mid q, d)} \log P_\phi(a \mid q, d') \right] \\ &(\because \text{Importance-sampling identity}) \\ &= \mathbb{E}_{d' \sim P_\phi(d' \mid q, d)} \left[ \frac{P_\phi(a \mid q, d')}{P_\phi(a \mid q, d)} \log P_\phi(a \mid q, d') \right] \end{aligned} \quad (7)$$

The key insight emerges from the importance weight,  $\frac{P_\phi(a \mid q, d')}{P_\phi(a \mid q, d)}$ , which has a clear interpretation: it measures the relative **answerability** of the rewritten documents, compared to the original.

Unlike prior objectives that ignore the answer during rewriting, our formulation directly observes answerability. The prior rewriting objective in Eq. (2) relies solely on a query and documents without incorporating the target answer  $a$ . While some works (Yoon et al., 2024; Li et al., 2024) use answers as a supervision to post-hoc filter rewritten documents, they only treat  $a$  as a prior by adding  $P(a)$  to Eq. (2) rather than explicitly aligning for answerability. In contrast, our formulation confirms that rewritten documents  $d'$ , sampled from the LLM’s internal reasoning process, maximize answerability. Therefore, sampling  $d'$  from the LLM approximates ideal rewritten documents for the generator, without introducing shortcut signals.

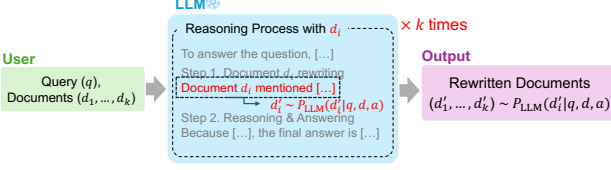
## 3 Proposed Approach: R2U

In this section, we introduce the core design of R2U (§2.2–§3.2). Using a large reasoning model (e.g., 70B parameters) as a bridge is a straightforward solution but comes with high computational cost, especially when the answer generator is much smaller (e.g., 3B). To address this, we train a smaller model to imitate the rewriting behavior of a larger teacher model.

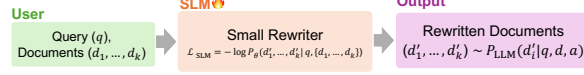
### 3.1 Distilling Scaled Process Supervision

To avoid high computational cost of direct observation, we train a smaller relevance-to-utility rewriter

### § 3.1 Generating Bridging Document Distribution



### § 3.2.1 Training Student Model



### § 3.2.2 Preference Optimization

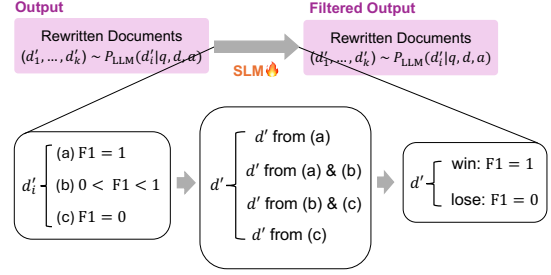


Figure 2: Pipeline of R2U. Through the generated document distribution that captures the notion of true utility, we train the small rewriter model as a bridge.

model (R2U) to imitate direct observation. Based on the formulation in §2.2, we collect  $(d, d')$  pairs to construct training dataset for the small rewriter, where  $d'$  is obtained from the LLM’s reasoning traces.

Still, smaller models have a limitation in that they remain susceptible to positional bias, which requires caution when distilling rewritten documents. When they imitate from  $P_{LLM}(d' | q, d, a)$ , they may be hallucinated by under-emphasized documents in middle positions (Liu et al., 2024), leading to overlooked content and lower distillation quality.

We propose **inference scaling** for expanding each training example into  $k$  separate LLM calls, as shown in the upper part of Figure 2. The key idea is to augment each document to mitigate bias, inspired by unbiased training from summarization (Hwang et al., 2024) that rewrites each sentence individually based on the entire document. Specifically, for each of the top- $k$  retrieved documents, we prompt the LLM to rewrite one target document of  $P_{LLM}(d'_i | q, d, a)$  at a time, conditioned on the query and the remaining documents. During this process, the target document is placed at the end of the context to mitigate positional bias as well. While this increases inference cost, this robust dataset generation is done only once offline. Figure 3 repeats the experiment from Figure 1, showing that both our scaled rewriting and its ablation outperform NaiveRAG, with our full method achieving a significantly larger gain.

Then, we design a revised CoT prompt template to observe the desired document distribution from the reasoning process. A part of our prompt is described below. To ensure better supervision quality, we have made several design choices: (1) Separate the document rewriting step from the reasoning and answering step, and discard the latter step to prevent leakage. (2) Restrict rewrites to retrieved

content. (3) Encourage cross-document interaction. (4) Allow skipping irrelevant documents.

Think step by step to answer the query based solely on the target document, while using the other documents to help clarify and improve the target document. [...]

[Guidelines]

If the document does not contain any content relevant to the query, return exactly: [NO\_REWRITE] [...]

Output format:

Step 1. Document rewrite: [Rewritten document]

Step 2. Explain and answer: [Explain and answer]

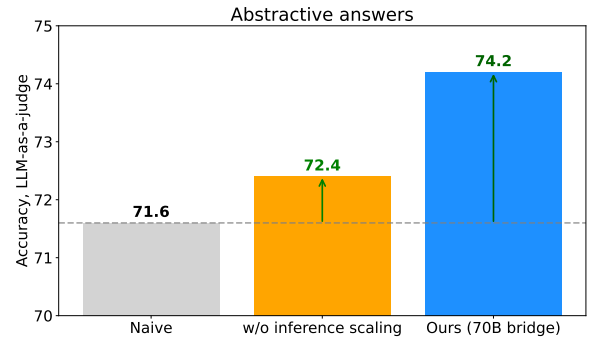


Figure 3: Ablation study of ours on abstractive subset of MSMARCO. *Llama-3.3-70B-Instruct* is used as the bridge.

## 3.2 R2U Training

As shown in the lower part of Figure 2, we train an SLM with a standard language modeling objective to imitate the rewriting behavior of the teacher LLM. We begin by fine-tuning the SLM on the supervision dataset described in Section 3.1. Then,



as shown in the right part of Figure 2, we apply Direct Preference Optimization (DPO) (Rafailov et al., 2023) to let the SLM adapt its rewriting preferences.

### 3.2.1 Supervised Fine-Tuning

First, the SLM learns to generate the rewritten document set  $d'$  conditioned on the original retrieved documents  $d$  and the query  $q$ . Training is performed by minimizing the negative log-likelihood over the entire token sequence of  $d'$ , generated in a single forward pass:

$$\mathcal{L}_{\text{SLM}} = -\log P_{\text{R2U}}(d'_1, \dots, d'_k \mid q, \{d_1, \dots, d_k\}) \quad (8)$$

Here,  $d'_1, \dots, d'_k$  denotes the token sequence representing the complete set of rewritten documents, and  $\{d_1, \dots, d_k\}$  represents the original retrieved documents. Note that we concatenate all  $k$  augmentations for students to generate a single rewrite of  $k$  documents in a single inference.

### 3.2.2 Preference Optimization

We further optimize the SLM with DPO (Rafailov et al., 2023) to align its rewriting preferences with those that lead to correct answers. While the teacher model provides high-quality rewritings, these may not always align with what is optimal for a smaller generator (Ke et al., 2024). DPO enables smaller models to adjust toward their own optimal preferences rather than strictly imitating the teacher.

The key challenge in DPO is that preference pairs must be constructed over *sets* of rewritten documents, not *individual* documents. A naive construction (Meng et al., 2024) would only collect individual documents that always yield correct answers ( $F1 = 1$ ) and contrast with those that always fail ( $F1 = 0$ ), but it severely underutilizes the available supervision. The analysis in SubSec. 4.5 shows that even when individual rewritten documents are partially informative in isolation, their combination can result in a correct answer.

To overcome this challenge, we augment the preference pairs at the set level by leveraging documents with varying individual answer correctness. Specifically, we begin by evaluating *individual* rewritten document,  $d'_i$ , in isolation, categorizing it into one of three groups based on its F1 score: (a)  $F1 = 0$ , (b)  $0 < F1 < 1$ , and (c)  $F1 = 1$ . We then construct document *sets*,  $d$ , by combining

these individual documents according to their categories—for example, sets containing only type (a), a mix of (a) and (b), a mix of (b) and (c), or other combinations including type (c). Each document set is then used as input to the model to determine whether it produces a correct answer. If the generated answer achieves  $F1 = 1$ , the document set is labeled as a positive example; else if  $F1 = 0$ , it is labeled as negative. These positive and negative document sets are used to construct win-lose pairs dataset  $\mathcal{D}$  for DPO training:

$$\mathcal{L}_{\text{DPO}} = -\mathbb{E}_{(d, d'_w, d'_l) \sim \mathcal{D}} \left[ \log \sigma \left( \beta \log \frac{\pi_\theta(d'_w | d)}{\pi_\phi(d'_w | d)} - \beta \log \frac{\pi_\theta(d'_l | d)}{\pi_\phi(d'_l | d)} \right) \right] \quad (9)$$

$\pi_\theta$  denotes the policy model that needs to be optimized, and  $\pi_\phi$  represents the original policy model with fixed parameters.  $\mathcal{D}$  is the training set, where the input of each data is  $d$  and the output is a pair of rewritten document lists, with  $d'_w$  and  $d'_l$  as the winner set and loser set, respectively.

## 4 Experiments

### 4.1 Experimental Setting

**Model and Hyperparameters** We use *Llama-3.3-70B-Instruct* (AI@Meta, 2024) for synthetic data generation and train *Llama-3.2-3B-Instruct* to build our R2U rewriter. Following prior works (Yang et al., 2025; Sun et al., 2023) that sample 10k–50k entries from the MS MARCO training set due to computational constraints, we randomly select a subset within this range, about 36k queries in the full training set. We train the model using DeepSpeed ZeRO-3 with offloading (Rasley et al., 2020) on a cluster of 8 NVIDIA A6000 GPUs. We used VLLM (Kwon et al., 2023) during inference.

**Datasets** Following evaluation conventions of rewriting works (Chirkova et al., 2025; Yoon et al., 2024), we evaluate R2U on question answering (QA) benchmarks. We first evaluate on multi-hop QA datasets: **HotpotQA** (Yang et al., 2018), **2WikiMultiHopQA** (2WIKI) (Ho et al., 2020), and **MuSiQue** (Trivedi et al., 2022). We additionally include **AmbigQA** (Min et al., 2020) to assess performance on queries that require disambiguation. For these datasets, we report Exact Match (EM) and F1 scores as evaluation metrics.

Method	True Utility	Distill	Module Size	AmbigQA		HotpotQA		2WIKI		MuSiQue		Average	
				EM	F1	EM	F1	EM	F1	EM	F1	EM	F1
Naive	-	-	-	52.8	64.4	47.2	63.8	38.4	52.0	12.1	20.2	37.6	50.1
BGE-Reranker	✗	✗	560M	52.8	64.0	48.7	65.5	38.7	53.4	13.0	20.9	38.3	51.0
RankZephyr	✗	✓	7B	52.6	64.0	49.1	65.8	39.5	53.9	12.7	20.5	38.5	51.1
Providence	▲	✓	430M	52.3	64.7	43.4	58.1	35.1	45.1	12.5	19.6	35.8	46.9
ComPACT	✗	✓	7B	24.0	30.2	47.8	63.7	43.8	53.3	10.6	16.7	31.6	41.0
Refiner	▲	✓	7B	31.1	37.6	47.5	63.2	43.6	53.3	12.0	18.7	33.6	43.2
EXIT	▲	✗	2B	49.2	60.0	38.5	51.5	32.7	41.1	8.5	14.4	32.2	41.8
R2U	✓	✓	3B	<b>55.0</b>	<b>73.1</b>	<b>51.1</b>	<b>69.2</b>	<b>56.3</b>	<b>67.3</b>	<b>16.5</b>	<b>26.1</b>	<b>44.7</b>	<b>58.9</b>

Table 1: Performance comparison on AmbigQA, HotpotQA, 2Wiki, and MuSiQue using *Llama-3.1-8B-Instruct*. Results are reported with EM and F1, with the last two columns showing the average EM and F1 across the datasets. The best performance for each target dataset is marked in bold.

Method	MS MARCO	CRAQ	Average
Naive	66.4	34.4	50.4
BGE-Reranker	66.4	34.1	50.3
RankZephyr	66.2	35.1	50.7
Providence	65.6	33.3	49.5
ComPACT	56.4	29.0	42.7
Refiner	66.0	29.2	47.6
EXIT	56.8	31.8	44.3
R2U	<b>67.4</b>	<b>36.3</b>	<b>51.9</b>

Table 2: Performance comparison on MS MARCO and CRAQ using *Llama-3.1-8B-Instruct*. Results are reported with ACC using LLM (Llama-3.1-405B) evaluation. The last column shows the average ACC across the two datasets. The best performance for each target dataset is marked in bold.

Next, we use QA benchmarks on web corpus to validate our practical effectiveness. For Single-hop QA, we use **MS MARCO** (Nguyen et al., 2016)<sup>5</sup>. For challenging reasoning, we use **CRAQ** (Yang et al., 2024) that covers comprehensive query types. Accuracy (ACC) is reported via LLM-based evaluation (Yang et al., 2024), using *Llama-3.1-405B* as the evaluator.

Following Li et al. (2024), we directly use the retrieved contents provided by each dataset, with the retrieval context fixed to up to the top-10 contents.

**Baselines** We evaluate our approach against several strong baselines that serve as bridges between retrieval and generation in question answering tasks. For reranking baselines, we consider: **BGE-Reranker-Large** (Xiao et al.,

2023), a cross-encoder-based pointwise reranker; **RankZephyr** (Pradeep et al., 2023), a listwise reranker.

For summarization-based baselines, we consider **ComPACT** (Yoon et al., 2024) and **Refiner** (Li et al., 2024), knowledge-distilled models that generate query-focused abstractive summaries of documents, and **EXIT** (Hwang et al., 2024) that prunes irrelevant contexts in the document. Finally, we consider a unified baseline, **Providence** (Chirkova et al., 2025), which performs both reranking and context summarization in a single step.

## 4.2 Results

**Research Questions** To evaluate the effectiveness of our approach, we address the following research questions:

- RQ 1: Does R2U enhance the performance of the models in QA tasks?
- RQ 2: Does R2U generalize to diverse generators?
- RQ 3: Does each component of R2U contribute to overall effectiveness?

### 4.3 RQ 1: Does R2U enhance the performance of the models in QA tasks?

**Overall Performance and True Utility** Table 1 and 2 highlight the dominant performance of R2U compared to various baselines in question answering tasks. We separate the results to focus on different evaluation aspects: Table 1 assesses disambiguation or multi-hop reasoning ability on the Wikipedia corpus, and Table 2 evaluates performance on the web corpus to validate that our gains in document utility generalize to practical settings.

<sup>5</sup>In line with prior works (Lee et al., 2025; Back et al., 2021) that evaluate on sampled subsets of MS MARCO due to the large size of the original benchmark (over 101k queries), we create 500 randomly sampled queries that preserve the original distribution.

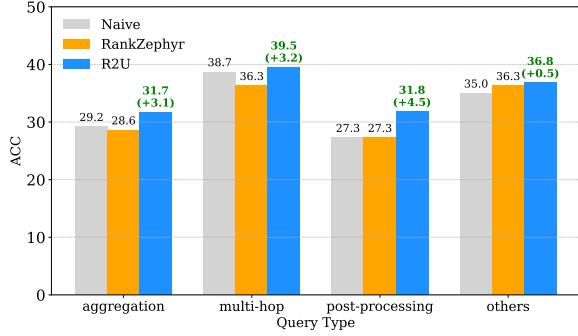


Figure 4: Comparison of ACC across various query types in CRAG. The value in parentheses indicates the difference relative to RankZephyr.

As shown in the column named “True Utility” in Table 1, baselines are marked with ✕ if they use a utility function without considering the answer (Eq.2) and with ▲ if they incorporate the answer as outcome supervision. Overall, R2U achieves the highest scores, demonstrating particularly strong performance on disambiguation and multi-hop queries, where deeper document interaction and reasoning are critical. Compared to baselines, R2U outperforms NaiveRAG by +9.8%pt and the strongest competitor by +8.7%pt in terms of average F1, supporting the hypothesis that aligning document utility with answer generation effectively guides reasoning over multiple sources. Table 2 further shows that R2U maintains superior performance on the web corpus, including MS MARCO and CRAG. This confirms that the benefits of our true utility function extend beyond structured Wikipedia datasets to more diverse, open-domain web content.

**Comparison with Distilled Baselines** While baselines such as RankZephyr (Pradeep et al., 2023) and Refiner (Li et al., 2024) also leverage knowledge distillation from large language models for document rewriting, their performance remains lower than that of R2U. This indicates that the observed gains primarily stem from aligning document utility with answerability, rather than from distillation alone. Notably, R2U achieves superior performance with a comparatively small 3B module, showing that our approach enables effective distillation even with limited model capacity.

**Deeper Analysis** To further investigate the role of document utility in complex query resolution, we categorize CRAG queries into four types: aggregation, multi-hop, post-processing-heavy, and

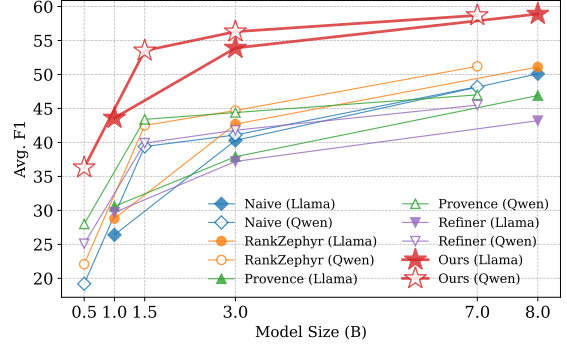


Figure 5: Comparison of average F1 scores across various model sizes using Llama (filled markers) and Qwen (hollow markers).

others (Yang et al., 2024). This categorization allows us to disentangle the varying levels of document interaction and reasoning required by different query types. We compare R2U against Naive and RankZephyr, the latter achieving the strongest overall performance among existing baselines on CRAG.

As shown in Figure 4, R2U attains the highest performance across all query types, with particularly pronounced gains in scenarios demanding higher document utility. Specifically, R2U outperforms alternatives on aggregation and multi-hop queries, where the effective integration of multiple documents is crucial. The improvement is even more substantial for post-processing-heavy queries, which require both multi-document reasoning and significant post-processing.

These findings highlight that by enhancing the true utility of retrieved documents through the bridge module, R2U enables the generator to more effectively leverage relevant evidence, thereby yielding substantial improvements over competitive baselines.

#### 4.4 RQ 2: Does R2U generalize to diverse generators?

To address RQ2, we evaluate R2U with various generators, against the best-performing module of each type based on F1 score: RankZephyr for reranking, Refiner for summarization, and Providence for combining both. We use Llama (*Llama-3.2-{1B,3B}-Instruct*, *Llama-3.1-8B-Instruct*) and Qwen (*Qwen2.5-{0.5B,1B,3B,7B}-Instruct*) Family (Bai et al., 2023) as generators.

The results in Figure 5 demonstrate the effectiveness and generalizability of our method over differ-

ent sizes and types of generators. Notably, Qwen-0.5B with R2U outperforms Llama-1B, and Qwen-1.5B already surpasses larger generators with other methods. These results highlight that smaller models that lack strong reasoning capabilities often gain more from the effectiveness of R2U. The full results are available in Table 8-13 in Appendix D.

#### 4.5 RQ 3: Does each component of R2U contribute to overall effectiveness?

We conduct an ablation study to validate the effectiveness of each component of R2U.

First, we validate that our performance gains stem from effectively capturing true document utility rather than merely improved training procedures. To isolate the effect of our rewriting strategy with training procedures, we compare our prompts for process supervision against prompts adapted from ComPACT (Yoon et al., 2024), which instruct the model to summarize query-relevant information from the document. We prompt Llama-3.3-70B-Instruct model directly as a rewriter. Due to the cost issue, we use 1,000 randomly sampled examples per dataset. In MS MARCO, this set includes 500 abstractive queries and 500 extractive queries.

The results are presented in Table 3. Our rewriting method consistently outperforms the baseline rewriting by a significant margin. These findings support our claim that our rewriting approach, which explicitly leverages reasoning processes, captures true document utility more effectively.

Second, we validate the effectiveness of our training procedures. We start by evaluating performance without DPO training (w/o DPO). As shown in Table 4, this variant still outperforms many baselines, indicating that our rewriting method, only with supervised fine-tuning alone, provides substantial improvements. Then, incorporating DPO further amplifies these gains.

Next, we assess the role of preference augmentation by introducing a naive variant,  $DPO_{naive}$ . In this version, preference pairs are constructed solely from individual documents that either succeed ( $F1 = 1$ ) or fail ( $F1 = 0$ ). The results in Table 4 show that R2U outperforms R2U w/  $DPO_{naive}$ . Importantly, the naive variant yields only 4K preference pairs, whereas our augmentation procedure expands this to 11K pairs. The observed performance gain highlights that incorporating sets with partially informative documents meaningfully contributes to the effectiveness of preference-based optimization.

## 5 Related Works

### 5.1 Retrieval and Generation Gap in RAG

Retrieval modules (Robertson and Zaragoza, 2009) in RAG systems are commonly optimized using ranking metrics such as nDCG and MRR, which rely on relevance judgments based on expected human behavior (Järvelin and Kekäläinen, 2002). However, these metrics do not fully capture the needs of generative models consuming the retrieved context. For example, LLMs often exhibit positional biases distinct from humans, disproportionately focusing on tokens at the beginning and end of contexts while neglecting those in the middle (Liu et al., 2024). Furthermore, LLMs are sensitive to distracting passages (Amiraz et al., 2025; Cucinasu et al., 2024), and performance degradation from distracting passages becomes particularly severe when paired with strong retrievers (Jin et al., 2025). Consequently, a bridging model (Ke et al., 2024) is necessary to align retrieval outputs with the generative model’s requirements, thereby reconciling human-based retrieval optimization with generation needs to improve the RAG performance.

### 5.2 Bridging the Gap

Optimizing relevance in the retriever may not align with what the generation needs. Bridging models aim to mediate this gap by re-ranking or rewriting retrieved content before it is passed to a generator.

One direction is rerankers, which reorder documents to reflect usefulness to the query better. Pointwise rerankers such as BGE (Xiao et al., 2023) score each document individually, while listwise approaches like RankZephyr (Pradeep et al., 2023) consider global ordering, often distilled from strong LLMs like GPT-4. Recent works such as Rank-K (Yang et al., 2025) go further by distilling reasoning-oriented models (e.g., DeepSeek-R1). However, the rerankings are performed independently of the generator’s answer generation.

A second line of bridging work uses QFS, either selection-based or generation-based. Selection methods select salient segments directly from retrieved text, as EXIT (Hwang et al., 2024), which uses GPT-4o pseudo-labels to train sentence selectors but risks spurious success when reasoning shortcuts appear. Generation-based methods instead rewrite evidence with LLMs: RECOMP-Abst (Xu et al., 2023) distills GPT-3.5 summaries, while later works like CompAct (Yoon et al., 2024) and Refiner (Li et al., 2024) scale to



Method	MS MARCO	CRAG	AmbigQA	HotpotQA	2WIKI	MuSiQue
	ACC	ACC	F1	F1	F1	F1
Naive RAG	69.0	35.3	64.4	64.0	52.1	19.9
ComPACT (70B)	70.3	35.9	69.8	72.9	66.3	24.7
R2U (70B)	<b>70.5</b>	<b>37.7</b>	<b>71.8</b>	<b>73.7</b>	<b>67.8</b>	<b>37.1</b>

Table 3: Comparison of R2U with ComPACT using Llama-3.1-70B-Instruct as a rewriter and Llama-3.1-8B-Instruct as a generator. The best performance for each target dataset is marked in bold.

Method	AmbigQA		HotpotQA		2WIKI		MuSiQue		Average	
	EM	F1	EM	F1	EM	F1	EM	F1	EM	F1
R2U	<b>55.0</b>	<b>73.1</b>	<b>51.1</b>	<b>69.2</b>	<u>56.3</u>	<b>67.3</b>	<b>16.5</b>	<u>26.1</u>	<b>44.7</b>	<b>58.9</b>
w/o DPO	52.1	65.2	49.4	67.7	46.4	59.8	13.6	21.3	40.4	53.5
w/ DPO <sub>naive</sub>	<u>53.6</u>	<u>68.0</u>	<u>50.4</u>	<u>68.7</u>	<b>56.4</b>	<u>67.0</u>	<u>16.5</u>	<b>26.3</b>	<u>44.2</u>	<u>57.5</u>

Table 4: Ablation study of DPO using *Llama-3.1-8B-Instruct*. The best performance for each target dataset is marked in bold and the second best performance is underlined.

stronger (GPT-4) or multiple LLMs. Some QFS methods also filter the training dataset based on answer correctness. (Hwang et al., 2024; Yoon et al., 2024; Chirkova et al., 2025).

Our work follows the generation-based direction but differs by exploiting the reasoning traces of LLMs. Instead of only distilling summaries, we capture how the model reasons about the query to ensure document rewriting reflects the reasoning path that yields higher answerability.

## 6 Conclusion

In this work, we address the gap between retriever and generator in RAG. We propose to directly observe reasoning process as process supervision, then distill to a smaller model for practical deployment. Moreover, R2U enables more effective use of retrieved information for answer generation. Empirical results on diverse datasets confirm that our rewritten documents significantly improve performance over strong baselines.

## References

Josh Achiam, Steven Adler, Sandhini Agarwal, Lama Ahmad, Ilge Akkaya, Florencia Leoni Aleman, Diogo Almeida, Janko Altenschmidt, Sam Altman, Shyamal Anadkat, and 1 others. 2023. Gpt-4 technical report. *arXiv preprint arXiv:2303.08774*.

AI@Meta. 2024. [Llama 3 model card](#).

Chen Amiraz, Florin Cuconasu, Simone Filice, and Zohar Karnin. 2025. [The distracting effect: Understanding irrelevant passages in RAG](#). In *Proceedings*

*of the 63rd Annual Meeting of the Association for Computational Linguistics (Volume 1: Long Papers)*, pages 18228–18258, Vienna, Austria. Association for Computational Linguistics.

Seohyun Back, Akhil Kedia, Sai Chetan Chinthakindi, Haejun Lee, and Jaegul Choo. 2021. [Learning to generate questions by learning to recover answer-containing sentences](#). In *Findings of the Association for Computational Linguistics: ACL-IJCNLP 2021*, pages 1516–1529, Online. Association for Computational Linguistics.

Jinze Bai, Shuai Bai, Yunfei Chu, Zeyu Cui, Kai Dang, Xiaodong Deng, Yang Fan, Wenbin Ge, Yu Han, Fei Huang, and 1 others. 2023. Qwen technical report. *arXiv preprint arXiv:2309.16609*.

Boyu Chen, Zirui Guo, Zidan Yang, Yuluo Chen, Junze Chen, Zhenghao Liu, Chuan Shi, and Cheng Yang. 2025. Pathrag: Pruning graph-based retrieval augmented generation with relational paths. *arXiv preprint arXiv:2502.14902*.

Nadezhda Chirkova, Thibault Formal, Vassilina Nikoulina, and Stéphane Clinchant. 2025. Provenance: efficient and robust context pruning for retrieval-augmented generation. *arXiv preprint arXiv:2501.16214*.

Florin Cuconasu, Giovanni Trappolini, Federico Siciliano, Simone Filice, Cesare Campagnano, Yoelle Maarek, Nicola Tonellotto, and Fabrizio Silvestri. 2024. The power of noise: Redefining retrieval for rag systems. In *Proceedings of the 47th International ACM SIGIR Conference on Research and Development in Information Retrieval*, pages 719–729.

Darren Edge, Ha Trinh, Newman Cheng, Joshua Bradley, Alex Chao, Apurva Mody, Steven Truitt, Dasha Metropolitansky, Robert Osazuwa Ness, and Jonathan Larson. 2024. From local to global: A

- graph rag approach to query-focused summarization. *arXiv preprint arXiv:2404.16130*.
- Xanh Ho, Anh-Khoa Duong Nguyen, Saku Sugawara, and Akiko Aizawa. 2020. Constructing a multi-hop qa dataset for comprehensive evaluation of reasoning steps. In *Proceedings of the 28th International Conference on Computational Linguistics*, pages 6609–6625.
- TaeHo Hwang, Sukmin Cho, Soyeong Jeong, Hoyun Song, SeungYoon Han, and Jong C Park. 2024. Exit: Context-aware extractive compression for enhancing retrieval-augmented generation. *arXiv preprint arXiv:2412.12559*.
- Kalervo Järvelin and Jaana Kekäläinen. 2002. [Cumulated gain-based evaluation of ir techniques](#). *ACM Trans. Inf. Syst.*, 20(4):422–446.
- Bowen Jin, Jinsung Yoon, Jiawei Han, and Sercan O Arik. 2025. Long-context llms meet rag: Overcoming challenges for long inputs in rag. In *The Thirteenth International Conference on Learning Representations*.
- Zixuan Ke, Weize Kong, Cheng Li, Mingyang Zhang, Qiaozhu Mei, and Michael Bendersky. 2024. Bridging the preference gap between retrievers and llms. In *Proceedings of the 62nd Annual Meeting of the Association for Computational Linguistics (Volume 1: Long Papers)*, pages 10438–10451.
- Woosuk Kwon, Zhuohan Li, Siyuan Zhuang, Ying Sheng, Lianmin Zheng, Cody Hao Yu, Joseph Gonzalez, Hao Zhang, and Ion Stoica. 2023. Efficient memory management for large language model serving with pagedattention. In *Proceedings of the 29th Symposium on Operating Systems Principles*, pages 611–626.
- Youngwon Lee, Seung-won Hwang, Daniel F Campos, Filip Graliński, Zhewei Yao, and Yuxiong He. 2025. [Inference scaling for bridging retrieval and augmented generation](#). In *Findings of the Association for Computational Linguistics: NAACL 2025*, pages 7324–7339, Albuquerque, New Mexico. Association for Computational Linguistics.
- Zhonghao Li, Xuming Hu, Aiwei Liu, Kening Zheng, Sirui Huang, and Hui Xiong. 2024. Refiner: Restructure retrieval content efficiently to advance question-answering capabilities. *arXiv preprint arXiv:2406.11357*.
- Nelson F Liu, Kevin Lin, John Hewitt, Ashwin Paranjape, Michele Bevilacqua, Fabio Petroni, and Percy Liang. 2024. Lost in the middle: How language models use long contexts. *Transactions of the Association for Computational Linguistics*, 12.
- Yu Meng, Mengzhou Xia, and Danqi Chen. 2024. Simpo: Simple preference optimization with a reference-free reward. *Advances in Neural Information Processing Systems*, 37:124198–124235.
- Sewon Min, Julian Michael, Hannaneh Hajishirzi, and Luke Zettlemoyer. 2020. [AmbigQA: Answering ambiguous open-domain questions](#). In *Proceedings of the 2020 Conference on Empirical Methods in Natural Language Processing (EMNLP)*, pages 5783–5797, Online. Association for Computational Linguistics.
- Tri Nguyen, Mir Rosenberg, Xia Song, Jianfeng Gao, Saurabh Tiwary, Rangan Majumder, and Li Deng. 2016. [MS MARCO: A human generated machine reading comprehension dataset](#). *CoRR*, abs/1611.09268.
- Ronak Pradeep, Sahel Sharifymoghaddam, and Jimmy Lin. 2023. Rankzephyr: Effective and robust zero-shot listwise reranking is a breeze! *arXiv preprint arXiv:2312.02724*.
- Rafael Rafailov, Archit Sharma, Eric Mitchell, Christopher D Manning, Stefano Ermon, and Chelsea Finn. 2023. Direct preference optimization: Your language model is secretly a reward model. *Advances in neural information processing systems*, 36:53728–53741.
- Jeff Rasley, Samyam Rajbhandari, Olatunji Ruwase, and Yuxiong He. 2020. [Deepspeed: System optimizations enable training deep learning models with over 100 billion parameters](#). In *Proceedings of the 26th ACM SIGKDD International Conference on Knowledge Discovery & Data Mining, KDD ’20*, page 3505–3506, New York, NY, USA. Association for Computing Machinery.
- Stephen Robertson and Hugo Zaragoza. 2009. [The probabilistic relevance framework: Bm25 and beyond](#). *Found. Trends Inf. Retr.*, 3(4):333–389.
- Weiwei Sun, Lingyong Yan, Xinyu Ma, Shuaiqiang Wang, Pengjie Ren, Zhumin Chen, Dawei Yin, and Zhaochun Ren. 2023. Is chatgpt good at search? investigating large language models as re-ranking agents. In *Proceedings of the 2023 Conference on Empirical Methods in Natural Language Processing*, pages 14918–14937.
- Harsh Trivedi, Niranjan Balasubramanian, Tushar Khot, and Ashish Sabharwal. 2022. Musique: Multi-hop questions via single-hop question composition. *Transactions of the Association for Computational Linguistics*, 10:539–554.
- Jason Wei, Xuezhi Wang, Dale Schuurmans, Maarten Bosma, Fei Xia, Ed Chi, Quoc V Le, Denny Zhou, and 1 others. 2022. Chain-of-thought prompting elicits reasoning in large language models. *Advances in neural information processing systems*, 35:24824–24837.
- Shitao Xiao, Zheng Liu, Peitian Zhang, and Niklas Muennighoff. 2023. [C-pack: Packaged resources to advance general chinese embedding](#). *Preprint*, arXiv:2309.07597.

Fangyuan Xu, Weijia Shi, and Eunsol Choi. 2023. Re-comp: Improving retrieval-augmented lms with compression and selective augmentation. *arXiv preprint arXiv:2310.04408*.

Eugene Yang, Andrew Yates, Kathryn Ricci, Orion Weller, Vivek Chari, Benjamin Van Durme, and Dawn Lawrie. 2025. Rank-k: Test-time reasoning for listwise reranking. *arXiv preprint arXiv:2505.14432*.

Xiao Yang, Kai Sun, Hao Xin, Yushi Sun, Nikita Bhalla, Xiangsen Chen, Sajal Choudhary, Rongze Gui, Ziran Jiang, Ziyu Jiang, and 1 others. 2024. Crag-comprehensive rag benchmark. *Advances in Neural Information Processing Systems*, 37:10470–10490.

Zhilin Yang, Peng Qi, Saizheng Zhang, Yoshua Bengio, William Cohen, Ruslan Salakhutdinov, and Christopher D Manning. 2018. Hotpotqa: A dataset for diverse, explainable multi-hop question answering. In *Proceedings of the 2018 Conference on Empirical Methods in Natural Language Processing*, pages 2369–2380.

Chanwoong Yoon, Taewhoo Lee, Hyeon Hwang, Minbyul Jeong, and Jaewoo Kang. 2024. Compact: Compressing retrieved documents actively for question answering. In *Proceedings of the 2024 Conference on Empirical Methods in Natural Language Processing*, pages 21424–21439.

## Appendix

### A Details of Figure 1

Table 5 demonstrates that among the evaluated baselines, bge-reranker-large achieves the best average performance, and we therefore use it as the representative baseline in Figure 1. For each subset, we randomly sample 500 examples.

Method	EXT	ABS
Naive	68.0	71.6
BGE-Reranker	68.2	71.0
RankZephyr	67.6	71.2
Provenge	66.0	68.0
ComPACT	60.8	59.4
Refiner	64.2	64.0
EXIT	60.8	55.0
R2U	<b>68.6</b>	<b>72.0</b>

Table 5: Performance comparison on MS MARCO extractive (EXT) and abstractive (ABS) subsets.

### B Sufficiency Assumption

Table 6 empirically validates the sufficiency assumption. The performance gap between  $P_\phi(a \mid q, d', d)$  and  $P_\phi(a \mid q, d')$  is negligible, indicating that  $P_\phi(a \mid q, d', d) \approx P_\phi(a \mid q, d')$  for sufficiently robust LLMs.

Method	HotpotQA	
	EM	F1
$P_\phi(a \mid q, d', d)$	55.3	73.1
$P_\phi(a \mid q, d')$	55.2	72.2

Table 6: Empirical validation of sufficiency assumption on HotpotQA.

### C Details and Examples of LLM’s Reasoning Process

We elicit reasoning traces with the following prompt:

```
Think step by step to use the provided
documents to answer a user’s question.
Question: . . .
Documents:
Document 1: . . .
Document 2: . . .
. . .
```

A step is annotated as a rewrite when the trace explicitly cites one or more source documents (e.g.,

“from Document 1, 2, ...” or “Document 1 supports ...”) A case satisfies the prerequisite if at least one such rewrite appears before the final answer. Table 7 presents representative cases, illustrating how robust LLMs produce  $d'$  tailored to the target answer under its reasoning trace.

## **D Performance of R2U with Different Model Sizes**

Tables 8–13 provide the per-dataset results, including both EM and F1, corresponding to the average F1 trends shown in Figure 5. The results consistently show that R2U outperforms the baselines across all datasets and model sizes.



---

*Question:* does xpress bet charge to deposit money in your account

---

*Claude-3.5-sonnet:*

Let me analyze this step by step:

First, I'll look for specific information about deposit fees in the documents.

From **Document 7**:

"They also give you the ability to wager for free online, make free deposits, and have free withdrawals."

From **Document 9**:

"No membership, monthly, or per-wager fees"

However, there is one exception noted in **Document 2**:

When using certain payment methods like PayNearMe, there may be a convenience fee (normally \$3.99)

Looking at deposit methods available (from Documents 4 and 9): ...

---

*Deepseek-r1:*

<think> Okay, let me try to figure out if Xpressbet charges a fee for depositing money into an account. The user is asking specifically about deposit fees.

First, I'll go through each document provided to see if any mention of fees is made. Let's start with **Document 1**. It talks about the minimum deposit amounts (\$10 in most states, \$25 in Massachusetts) but doesn't mention any fees. It does mention a bonus when a friend deposits and wagers, but that's not related to fees.

**Document 2** is more relevant. The first step says, "Tell the cashier how much you want to deposit... they will collect your funds plus the convenience fee (normally \$3.99)." So here, there's a convenience fee of \$3.99 when depositing via a cashier using PayNearMe, I think. That's a direct mention of a fee for deposit.

**Document 3** repeats the PayNearMe steps but doesn't mention the fee again. **Document 4** lists deposit methods like Xpressfund, Green Dot, PayNearMe, etc., but doesn't state fees. **Document 5** is similar to 2 and 3, again about PayNearMe steps without mentioning the fee here.

**Document 6** is about mobile PayCode setup; again no fee mentioned. **Document 7** is really important. It says, "make free deposits, and have free withdrawals." So this directly states that deposits are free. But wait, there's a conflict here with **Document 2** which mentions a \$3.99 fee. Maybe the fee depends on the deposit method?

Looking at **Document 7** again: "They also give you the ability to wager for free online, make free deposits, and have free withdrawals." So according to this, deposits are free. But Document 2's convenience fee is for a specific method, PayNearMe via cashier. So maybe some methods have fees, others don't.

**Document 9** repeats that there are no per-wager fees and lists deposit methods again without mentioning fees, except for the possible ones in Document 2. Document 8 and 10 talk about other services (U.S. Bank Mobile app, Western Union) which might not be directly related to Xpressbet's own fees.

So putting it all together: ...

---

*llama-3.1-405b:*

To answer the user's question, we need to find information about Xpressbet's deposit fees. Let's analyze the documents:

**Document 2** mentions a convenience fee of \$3.99 when depositing funds into an Xpressbet account using a cashier.

**Document 7** states that Xpressbet does not charge per wager fees, and also mentions that deposits are free.

**Document 9** also mentions that there are no membership, monthly, or per-wager fees, and lists various deposit methods, but does not mention any fees associated with depositing funds.

Based on the information provided, it appears that ...

---

Table 7: An example from the MS MARCO development set where LLMs naturally perform rewriting during their reasoning process. Models were provided with all 10 passages to generate the answer.

Method	AmbigQA		HotpotQA		2WIKI		MuSiQue		Average	
	EM	F1	EM	F1	EM	F1	EM	F1	EM	F1
Naive	33.0	41.7	20.1	30.3	19.8	26.6	2.9	7.1	19.0	26.4
BGE-Reranker	32.2	40.6	24.1	35.6	20.8	27.8	3.7	8.0	20.2	28.0
RankZephyr	33.6	42.3	24.3	35.9	21.9	29.1	3.3	7.7	20.8	28.8
Provenance	38.8	47.8	23.3	33.2	25.5	32.1	5.4	9.4	23.3	30.6
ComPACT	19.1	25.3	30.2	41.6	32.1	39.0	5.5	9.8	21.7	28.9
Refiner	22.5	29.2	29.5	40.6	30.7	37.4	6.9	11.6	22.4	29.7
EXIT	28.3	37.7	14.9	25.9	13.2	22.2	1.9	6.2	14.6	23.0
R2U	<b>51.5</b>	<b>61.7</b>	<b>34.5</b>	<b>48.3</b>	<b>38.4</b>	<b>46.6</b>	<b>10.9</b>	<b>17.7</b>	<b>33.8</b>	<b>43.6</b>

Table 8: Results on Llama3.2-1B-Instruct with EM and F1 scores.

Method	AmbigQA		HotpotQA		2WIKI		MuSiQue		Average	
	EM	F1	EM	F1	EM	F1	EM	F1	EM	F1
Naive	39.1	52.4	39.0	55.3	26.5	41.1	6.3	12.5	27.7	40.3
BGE-Reranker	39.1	52.5	42.4	59.4	30.7	45.0	7.1	13.7	29.8	42.7
RankZephyr	39.3	52.8	42.8	59.7	31.1	45.3	6.5	12.8	29.9	42.7
Provenance	43.2	56.4	35.3	49.4	25.0	35.8	5.1	10.0	27.2	37.9
ComPACT	19.9	26.7	41.6	58.0	32.7	45.1	4.8	10.2	24.8	35.0
Refiner	27.6	36.8	40.5	56.4	30.3	43.3	6.4	12.2	26.2	37.2
EXIT	40.4	51.5	29.1	41.6	17.8	27.2	3.9	9.1	22.8	32.4
R2U	<b>50.3</b>	<b>64.2</b>	<b>47.1</b>	<b>65.6</b>	<b>50.9</b>	<b>62.8</b>	<b>10.0</b>	<b>17.1</b>	<b>40.6</b>	<b>53.9</b>

Table 9: Results on Llama3.2-3B-Instruct with EM and F1 scores.

Method	AmbigQA		HotpotQA		2WIKI		MusiQue		Average	
	EM	F1	EM	F1	EM	F1	EM	F1	EM	F1
Naive	8.9	22.6	9.9	22.7	9.8	22.6	3.0	9.0	7.9	19.2
BGE-Reranker	8.7	22.6	13.9	28.7	10.8	25.4	4.0	10.6	9.4	21.8
RankZephyr	8.9	22.7	14.0	28.7	11.5	25.9	4.3	11.0	9.7	22.1
Provenance	24.4	38.0	15.8	30.2	17.0	30.9	6.6	12.9	16.0	28.0
ComPACT	9.3	19.4	19.1	35.6	19.4	34.4	5.6	12.2	13.4	25.4
Refiner	12.0	22.2	17.7	34.0	17.3	31.5	5.7	12.6	13.2	25.1
EXIT	13.4	28.0	11.2	25.1	10.0	23.5	4.1	10.2	9.7	21.7
R2U	<b>28.0</b>	<b>45.2</b>	<b>23.0</b>	<b>41.4</b>	<b>22.8</b>	<b>40.7</b>	<b>8.8</b>	<b>17.7</b>	<b>20.7</b>	<b>36.3</b>

Table 10: Results on Qwen2.5-0.5B-Instruct with EM and F1 scores.

Method	AmbigQA		HotpotQA		2WIKI		MuSiQue		Average	
	EM	F1	EM	F1	EM	F1	EM	F1	EM	F1
Naive	40.7	50.6	37.2	50.8	30.9	38.3	10.1	18.0	29.7	39.4
BGE-Reranker	39.9	50.2	42.7	57.4	35.2	43.5	10.7	18.9	32.1	42.5
RankZephyr	40.9	50.9	42.0	56.5	35.8	43.7	11.1	19.0	32.5	42.5
Provence	46.4	58.3	38.6	52.8	34.9	42.4	12.2	20.1	33.0	43.4
ComPACT	20.4	29.3	43.8	59.2	39.7	47.8	9.7	16.8	28.4	38.3
Refiner	25.2	35.0	43.1	58.4	38.2	46.0	12.2	20.3	29.7	39.9
EXIT	41.7	52.0	33.8	46.5	30.8	37.5	10.0	17.6	29.1	38.4
R2U	<b>51.8</b>	<b>64.6</b>	<b>47.4</b>	<b>64.8</b>	<b>48.0</b>	<b>58.4</b>	<b>16.4</b>	<b>26.3</b>	<b>40.9</b>	<b>53.5</b>

Table 11: Results on Qwen2.5-1.5B-Instruct with EM and F1 scores.

Method	AmbigQA		HotpotQA		2WIKI		MuSiQue		Average	
	EM	F1	EM	F1	EM	F1	EM	F1	EM	F1
Naive	43.8	54.5	37.2	51.4	34.8	42.3	9.4	16.3	31.3	41.1
BGE-Reranker	44.9	55.4	44.0	58.9	41.6	49.7	11.2	18.4	35.4	45.6
RankZephyr	44.1	54.8	43.1	58.0	40.3	48.3	10.7	17.7	34.6	44.7
Provence	47.5	58.6	40.2	54.3	37.6	44.6	12.6	20.0	34.5	44.4
ComPACT	22.0	29.4	45.8	60.8	43.6	51.5	10.5	17.3	30.5	39.8
Refiner	29.1	37.7	44.7	59.7	41.8	49.7	12.9	20.2	32.1	41.8
EXIT	42.4	53.6	35.6	48.3	33.1	40.0	9.4	15.9	30.1	39.5
R2U	<b>53.2</b>	<b>65.7</b>	<b>50.2</b>	<b>67.3</b>	<b>56.8</b>	<b>66.2</b>	<b>16.8</b>	<b>26.0</b>	<b>44.3</b>	<b>56.3</b>

Table 12: Results on Qwen2.5-3B-Instruct with EM and F1 scores.

Method	AmbigQA		HotpotQA		2WIKI		MuSiQue		Average	
	EM	F1	EM	F1	EM	F1	EM	F1	EM	F1
Naive	49.1	60.8	46.6	62.1	39.4	48.7	12.4	21.2	36.9	48.2
BGE-Reranker	49.6	61.5	49.8	66.1	45.7	54.7	13.8	22.6	39.7	51.2
RankZephyr	49.5	61.2	50.6	66.7	44.7	54.0	14.3	22.8	39.8	51.2
Provence	48.9	61.6	43.3	58.0	39.0	47.1	13.0	21.3	36.1	47.0
ComPACT	24.9	33.5	49.0	64.6	45.1	53.4	10.4	18.0	32.4	42.4
Refiner	33.3	43.9	47.6	63.2	45.2	53.1	13.3	21.8	34.9	45.5
EXIT	46.7	57.8	40.1	53.8	36.5	44.4	11.5	20.0	33.7	44.0
R2U	<b>55.8</b>	<b>68.8</b>	<b>52.9</b>	<b>70.1</b>	<b>59.1</b>	<b>68.9</b>	<b>16.7</b>	<b>27.0</b>	<b>46.1</b>	<b>58.7</b>

Table 13: Results on Qwen2.5-7B-Instruct with EM and F1 scores.